

F69

THIRTY-SECOND ANNUAL REPORT  
OF THE  
DIVISION OF LOCAL FINANCE  
1969

*James Alexander Jr.*

STATEMENTS OF FINANCIAL CONDITION  
OF COUNTIES AND MUNICIPALITIES



NEW JERSEY STATE LIBRARY

NEW JERSEY STATE LIBRARY

Prepared By  
STATE OF NEW JERSEY  
DEPARTMENT OF COMMUNITY AFFAIRS  
DIVISION OF LOCAL FINANCE

Edmund T. Hume  
Commissioner

Joseph N. Ehret  
Director





22

22

## CAPITAL DEBT AUTHORIZED - DECEMBER 31, 1969

Thanks to the New Jersey Taxpayers' Association, the following errors in municipal debt have been noted. We have corrected our computer data base, and would appreciate it if you would correct your copy of this report.

|                  |                  | <u>Present</u>    |                 | <u>Should Be</u>  |                 |
|------------------|------------------|-------------------|-----------------|-------------------|-----------------|
|                  |                  | <u>GROSS DEBT</u> | <u>NET DEBT</u> | <u>GROSS DEBT</u> | <u>NET DEBT</u> |
| SOUTH PLAINFIELD | School           | 5,664,000         | 5,998,967       | 2,832,000         | ---             |
| MIDDLESEX CO     | Self Liquidating | 8,518,000         | 320,955         | 4,259,000         | 161,477         |
| CODE 1222        | Other            | 8,543,950         | 8,543,950       | 4,290,750         | 4,290,750       |
| PAGE 589         | Total            | 22,725,000        | 14,863,872      | 11,381,750        | 4,452,227       |
| WEEHAWKEN        | School           | 306,000           | ---             | 153,000           | ---             |
| HUDSON CO        | Self Liquidating | ---               | ---             | ---               | ---             |
| CODE 0911        | Other            | 485,000           | 485,000         | 485,000           | 485,000         |
| PAGE 652         | Total            | 791,000           | 485,000         | 638,000           | 485,000         |
| MONMOUTH CO      | School           | 1,566,000         | ---             | 783,000           | ---             |
| ENCL. 0418       | Self Liquidating | ---               | ---             | ---               | ---             |
| 306              | Other            | 368,650           | 368,650         | 368,650           | 368,650         |
|                  | Total            | 1,934,650         | 368,650         | 1,151,650         | 368,650         |
| KEARNY TOWN      | School           | ---               | ---             | 4,188,000         | ---             |
| HUDSON CO        | Self Liquidating | 1,234,424         | ---             | 1,234,424         | ---             |
| CODE 0907        | Other            | 5,781,990         | 5,781,990       | 5,781,990         | 5,781,990       |
| PAGE 356         | Total            | 7,016,414         | 5,781,990       | 11,204,414        | 5,781,990       |
| LITTLE SILVER    | School           | 643,425           | ---             | 643,425           | ---             |
| MONMOUTH CO      | Self Liquidating | ---               | ---             | ---               | ---             |
| CODE 1323        | Other            | 892,505           | 892,505         | 446,253           | 446,253         |
| PAGE 383         | Total            | 1,535,930         | 892,505         | 1,089,678         | 446,253         |
| ROSELLE PARK     | School           | 4,219,000         | ---             | 2,109,500         | ---             |
| UNION CO         | Self Liquidating | ---               | ---             | ---               | ---             |
| CODE 2015        | Other            | 172,600           | 172,600         | 86,300            | 86,300          |
| PAGE 556         | Total            | 4,391,600         | 172,600         | 2,195,800         | 86,300          |
| RAMSEY           | School           | 8,634,000         | ---             | 4,317,000         | ---             |
| BERGEN CO        | Self Liquidating | 5,355,000         | 134,339         | 5,355,000         | 134,339         |
| CODE 0248        | Other            | 580,210           | 563,041         | 580,210           | 563,041         |
| PAGE 533         | Total            | 14,569,210        | 697,380         | 10,252,210        | 697,380         |

NOTE: Please remember to also correct the appropriate county and state totals: Bergen Co.-p. 39; Camden Co.-p. 43; Hudson Co.-p. 67; Middlesex Co.-p. 79; Monmouth Co.-p. 83; Union Co.-p. 11; state total-p. 25; Table 3-p. 10; Table 4-p. 12.

THIRTY-SECOND ANNUAL REPORT  
OF THE  
DIVISION OF LOCAL FINANCE  
1969

*STATEMENTS OF FINANCIAL CONDITION  
OF COUNTIES AND MUNICIPALITIES*



Prepared By  
STATE OF NEW JERSEY  
DEPARTMENT OF COMMUNITY AFFAIRS  
DIVISION OF LOCAL FINANCE

Edmund T. Hume  
Commissioner

Joseph N. Ehret  
Director

LOCAL FINANCE BOARD

Joseph N. Ehret, Chairman

Lawrence T. Havey

Samuel J. Kronman

Jeremiah F. O'Connor

# TABLE OF CONTENTS

|   | <u>Reverse of Title Page</u> |
|---|------------------------------|
| Composition of Local Finance Board  | 1                            |
| Letter of Transmittal   | 2                            |
| Foreword  | 4                            |
| Population Classifications of New Jersey Municipalities and Counties  | 5                            |
| STATEWIDE SUMMARIES   | 6                            |
| CHART: 1969 Distributions of Ratables by Property Class   | 7                            |
| MAP: State of New Jersey  | 8                            |
| DATA ON LOCAL TAXATION  |                              |
| CHART: Trend of Local Property Tax Levies in New Jersey 1930-1970   | 9                            |
| TABLE 1: Trends in Current and Delinquent Local Property Taxes  | 10                           |
| TABLE 2: Special District Taxes 1969  | 11                           |
| DATA ON DEBT  |                              |
| CHART: Debt Trends of New Jersey Municipalities and Counties Shown as Per Cent of Equalized Valuation Basis | 12                           |
| TABLE 4: Trends in Statutory Net Debt   | 13                           |
| TABLE 3: Total Gross and Net Debt of Municipalities and Counties by County                                  | 14                           |
| TABLE 5: Authority Debt   | 15                           |
| DATA ON MUNICIPALLY OPERATED UTILITIES  |                              |
| TABLE 14: Finances of Municipally Operated Utilities  | 22                           |
| STATEWIDE FISCAL DATA SUMMARIES   |                              |
| CHART: Trends in Expenditures and Revenues  | 23                           |
| TABLE 6: Summary of 1968 and 1969 Expenditures and Revenues   | 24                           |
| 1969 Summary of County Data Sheets  | 25                           |
| 1969 Summary of Municipal Data Sheets   | 26                           |
| TABLE 7: Summaries of Expenditures and Revenues of All Municipalities-1960 to 1969                          | 27                           |
| TABLE 8: Summaries of Expenditures and Revenues of All Counties-1960 to 1969                                | 28                           |
| TABLE 9: Summaries of Current Finances of All Municipalities-1960 to 1969                                   | 29                           |
| TABLE 10: Summaries of Current Finances of All Counties-1960 to 1969  | 30                           |
| COUNTY DATA   |                              |
| TABLE 11: 1969 County Population Ranked by Population   | 116                          |
| COUNTY FISCAL DATA  |                              |
| The following four page set is available for each county. The sets are arranged alphabetically by county.   |                              |
| 1. CHART: 1969 Distribution of Ratables by Property Class   |                              |
| 2. Map of the County  |                              |
| 3. Fiscal Data for the County Governments   |                              |
| 4. Summary of Fiscal Data for the Municipalities in the County  |                              |
| MUNICIPAL DATA  | 117                          |
| TABLE 12: Municipalities Operating Under Optional Forms of Government                                       | 118                          |
| TABLE 13: 1969 Municipal Populations Ranked by Population   | 689                          |
| MUNICIPAL FISCAL DATA   |                              |
| One page per municipality, arranged alphabetically by name of municipality.                                 |                              |
| TABLE 15: State Equalized Effective Property Tax Rates 1960-1970  | 705                          |
| GLOSSARY  |                              |

1. The following information is for your information only.

1. The following information is for your information only.



**State of New Jersey**

**DEPARTMENT OF COMMUNITY AFFAIRS**

POST OFFICE BOX 2768  
TRENTON, NEW JERSEY 08625

**EDMUND T. HUME, COMMISSIONER**

October 15, 1970

To the Honorable William T. Cahill, Governor of the State of  
New Jersey, and the Members of the New Jersey State Legislature:

I am pleased to transmit the Thirty-Second Annual  
Report of the Division of Local Finance.

As required by state law, the report includes comparative financial statistics of municipalities and counties throughout the State. The statistics are tabulated to show the cost of government, the costs of principal services, the amount of debt and other pertinent data.

Respectfully submitted,

A handwritten signature in cursive script, reading "Edmund T. Hume".

Edmund T. Hume  
Commissioner

## FOREWORD

This report is the thirty-second in a series which has been published consecutively since 1938.

This statistical series has been of particular value to the legislature, to various state departments, investors, research groups and students of local finance. Although changes have been made over the years, care has been taken to preserve the comparability of data and to present statistics in convenient form without diminishing the value of these reports as an historical series.

This is the second year of the computer prepared report. We have modified the previous format to include more information about taxation and the tax base. We also included a new line for human resources, and added the Standard and Poor Rating.

The financial statistics contained in this report come from budgets, financial statements, debt statements and other documents prepared by the chief financial officer of the local unit and from real property tax data filed with the state by the county boards of taxation. It is important to note that the fiscal year for all New Jersey local units is the calendar year. All New Jersey local units operate by law on a cash-basis budget.


Because the necessary information is not reported to the state, this report does not include detail on: special districts; public authority expenditures; welfare trust fund expenditures; urban renewal, model cities, or housing expenditures funded from other than the budgeted revenues; state aid programs for which funds are dedicated; or expenditures on antipoverty or community development programs operated by Community Action Agencies.

In addition to the municipal and county data there are a number of special tables comparing revenues, expenditures, tax rates and debt trends over the current decade. One special table shows which units operate under special forms of government. Another special table shows equalized general tax rates for each municipality since 1963. A glossary of terms providing essential information for the proper use of specific data is presented to assist those who may be unfamiliar with municipal finance and its terminology.



The statements of revenues and expenditures show costs of various governmental functions and activities. Although some units are susceptible to further breakdown, uniform expenditure classifications have been used for both municipalities and counties throughout the report. A classification index is included in the Glossary.

This report was prepared by the Bureau of Research and Analysis of the Division of Local Finance, headed by Aileen Cavanagh. Francis Maimona, Anthony Celentano, Arlene Bogdan, David Grimm, Robert Rhodes and William Harrington all made substantial contributions to the work. The willing cooperation of other state agencies is recognized with deep appreciation, particularly the Division of Taxation of the Treasury Department for providing input in computer-readable format. Special thanks are also due to Maria Berardo, who patiently typed everything the computer didn't.

A handwritten signature in dark ink, reading "Joseph N. Ehret". The signature is written in a cursive style with a large, stylized "J" and "E".

Joseph N. Ehret, Director  
Division of Local Finance

POPULATION CLASSIFICATIONS OF NEW JERSEY MUNICIPALITIES AND COUNTIES  
(BASED UPON THE 1960 OFFICIAL CENSUS)  
(R. S. 40:17-2)

Counties

|           |  |
|-----------|--|
| 1st Class | Excess of 600,000 = Essex, Hudson, Bergen  |
| 2nd Class | 200,000-600,000 = Burlington, Morris, Union, Passaic,<br>Camden, Middlesex, Mercer                             |
| 3rd Class | 50,000-200,000=not bordering on Atlantic Ocean = Hunterdon,<br>Salem, Gloucester, Cumberland, Somerset, Warren |
| 4th Class | Less than 50,000=not bordering on Atlantic Ocean = Sussex  |
| 5th Class | Bordering on Atlantic Ocean, exceeding 100,000 = Monmouth,<br>Atlantic, Ocean                                  |
| 6th Class | Bordering on Atlantic Ocean, less than 100,000 = Cape May  |

Cities (R. S. 40:167-2)

|           |  |
|-----------|--|
| 1st Class | Exceeding 150,000 = Newark and Jersey City   |
| 2nd Class | 12,000-150,000   |
| 3rd Class | All those not in 1st or 2nd class, except cities bordering<br>upon Atlantic Ocean which are seaside or summer resorts. |
| 4th Class | All cities bordering upon the Atlantic Ocean which are<br>seaside or summer resorts.                                   |

STATEWIDE SUMMARIES

# STATE OF NEW JERSEY

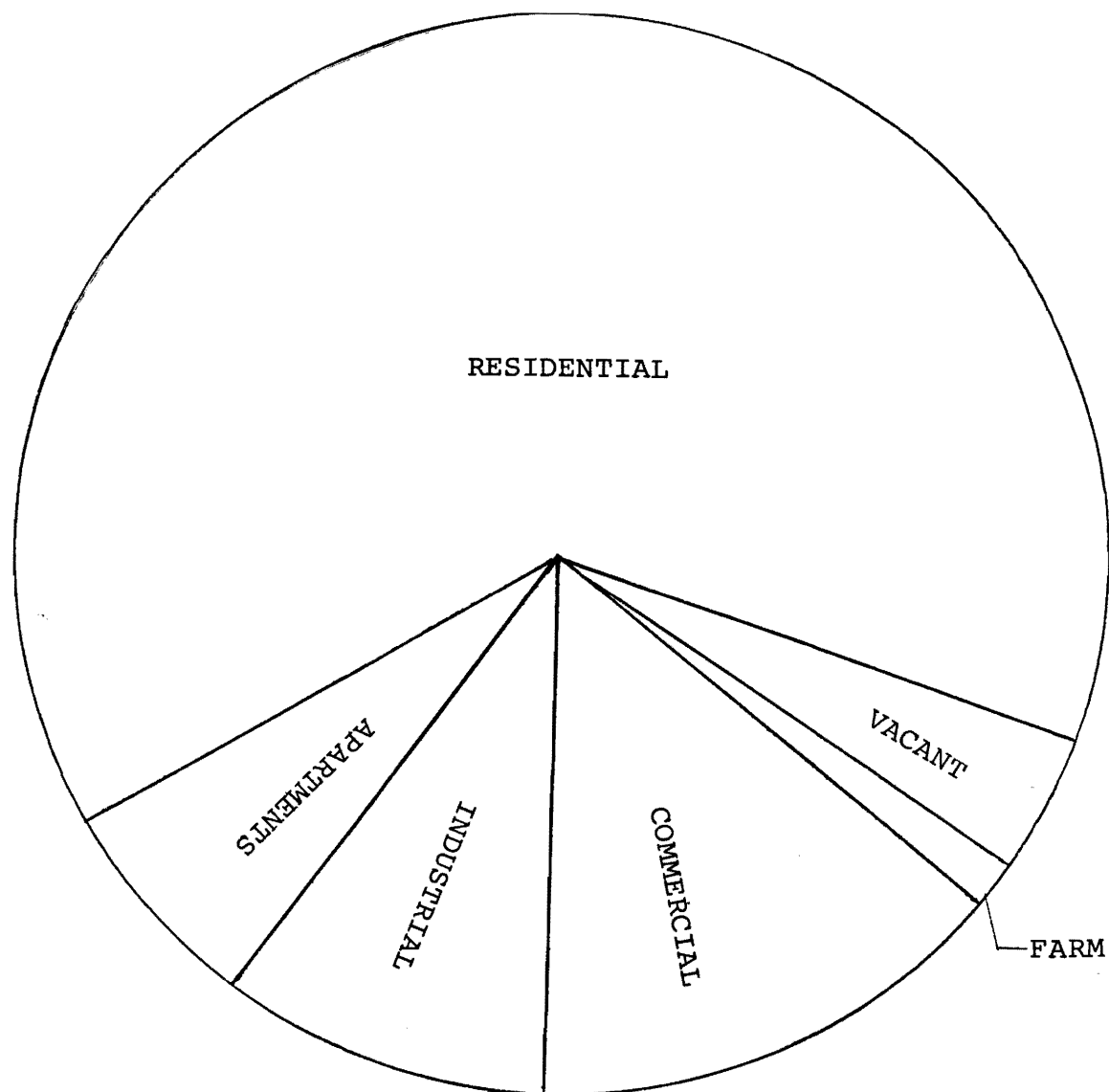
## DISTRIBUTION OF RATABLES

### PERCENTAGE DISTRIBUTION OF RATABLES

|             |      |
|-------------|------|
| Vacant      | 4.1  |
| Residential | 63.7 |
| Farm        | 1.5  |
| Commercial  | 14.4 |
| Industrial  | 9.9  |
| Apartments  | 6.4  |

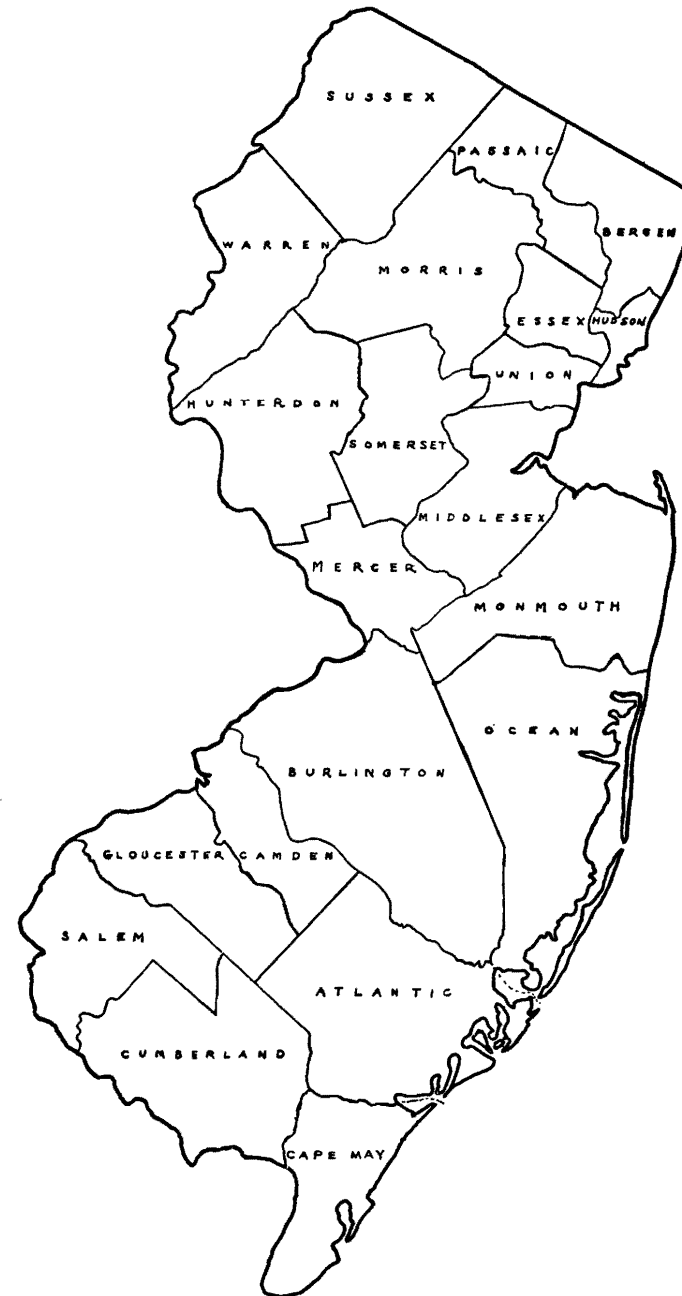
### NUMBER OF PARCELS

|             |           |
|-------------|-----------|
| Vacant      | 401,664   |
| Residential | 1,500,642 |
| Farm        | 41,138    |
| Commercial  | 108,820   |
| Industrial  | 16,903    |
| Apartments  | 19,652    |

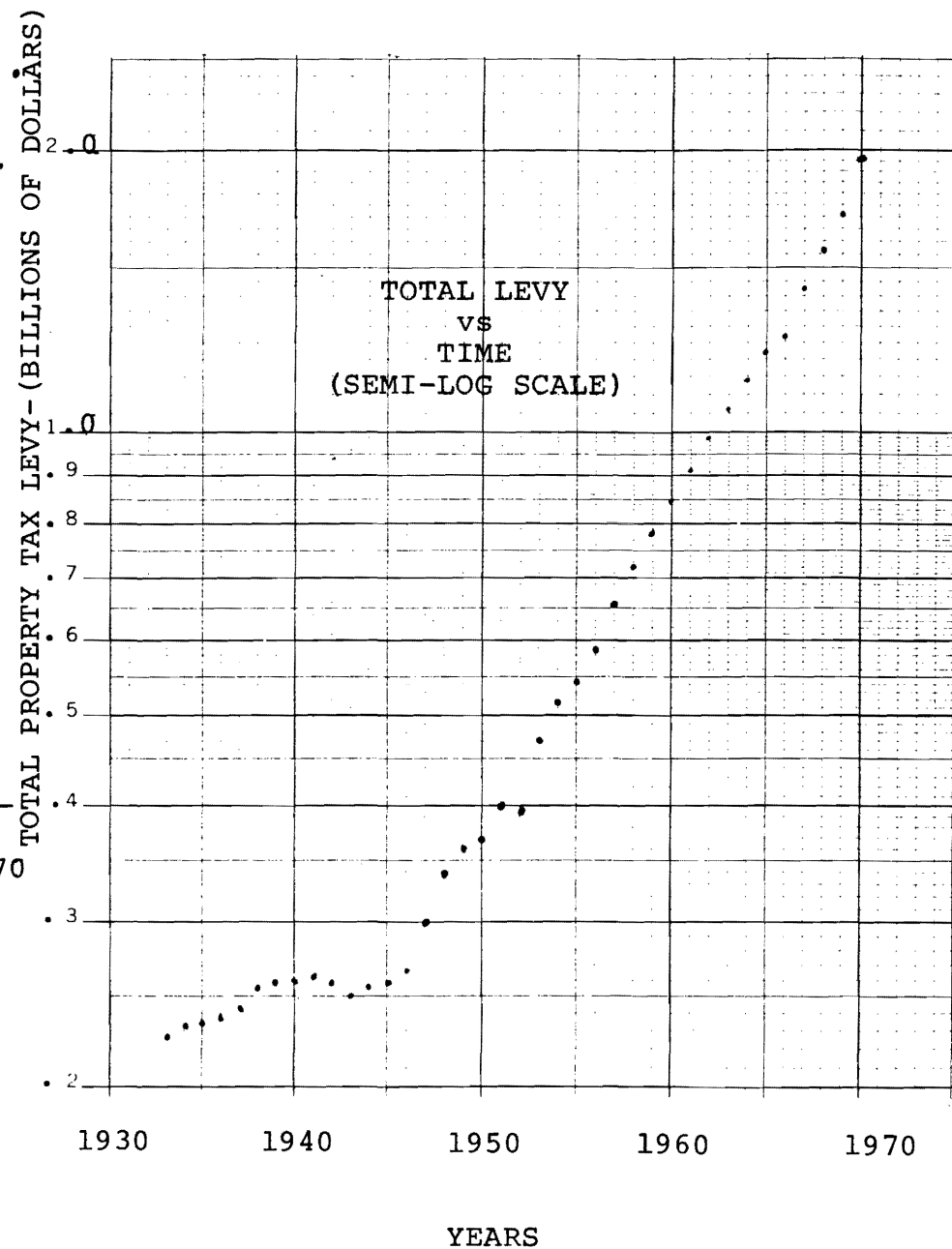
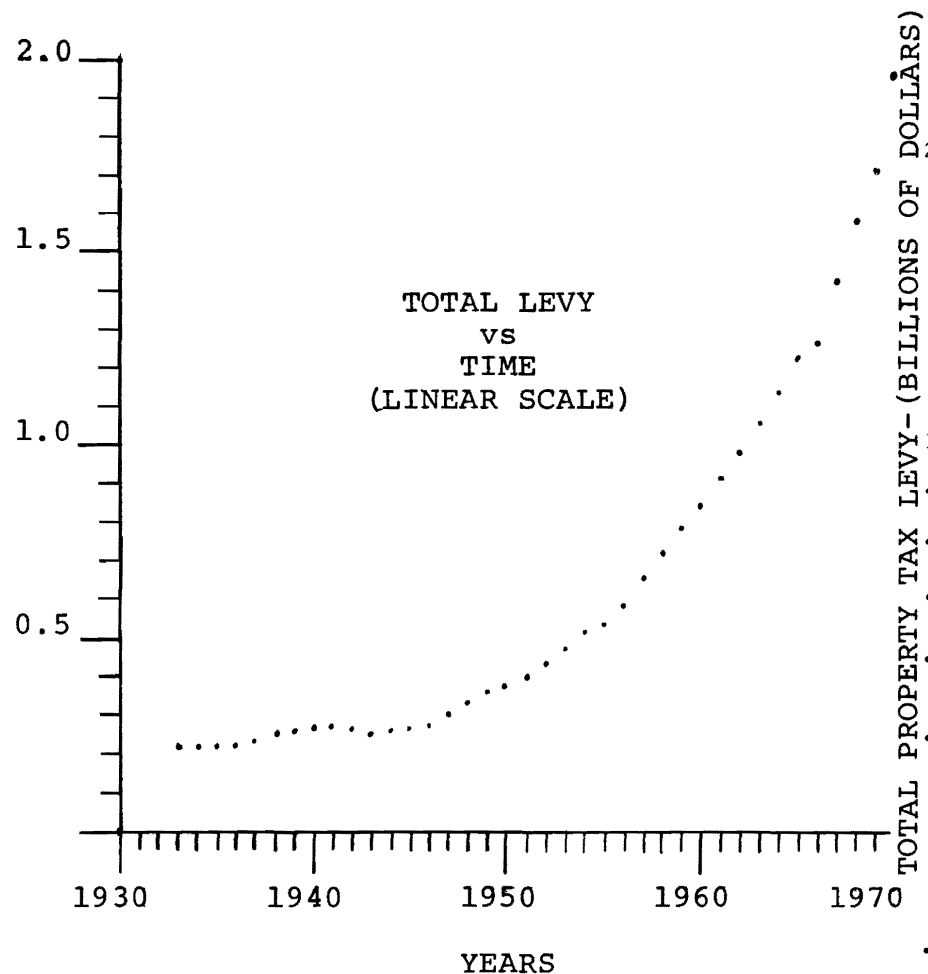


# **ACCUMULATED TOTALS FOR ALL COUNTIES— 1969**

|  |                |
|--|----------------|
| Population, 1960                             | 6,066,782      |
| Population, 1969 Est.                        | 7,283,440      |
| Land Area (Sq. Mi.)                          | 7,409.14       |
| Net Valuation Taxable                        | 32,551,623,355 |
| State Equalized Valuation                    | 49,806,701,059 |
| Tax Levy (With Bank Stock Tax)               | 336,605,124    |
| Bond Ratings: Moody-Aaa; Standard & Poor-AAA |                |



# TREND OF LOCAL PROPERTY TAX LEVIES IN NEW JERSEY 1933-1970



The Equation is:

$$\text{Projected Levy} = 1950 \text{ Levy} \left[ 1.084^{(\text{Year} - 1950)} \right]$$

TABLE 1: TRENDS IN CURRENT AND DELINQUENT LOCAL PROPERTY TAXES  
(A HISTORICAL TABLE SHOWING LEVIES, COLLECTIONS, AND DELINQUENCIES SINCE 1960)

| Year | C U R R E N T  |                         |       |                                 |                            | D E L I N Q U E N T |                               |                                     |                     |
|------|----------------|-------------------------|-------|---------------------------------|----------------------------|---------------------|-------------------------------|-------------------------------------|---------------------|
|      | Total Tax Levy | Cash Collections Amount | %     | % of Levy Cancelled or Adjusted | Outstanding Dec. 31 Amount | %                   | Delinquent Taxes (All Years)* | Outstanding Dec. 31 Tax Title Liens | Foreclosed Property |
| 1960 | 848,528,476    | 798,260,314             | 94.07 | 0.96                            | 42,187,688                 | 4.97                | 59,239,115                    | 16,240,356                          | 59,054,968          |
| 1961 | 912,677,707    | 851,429,188             | 93.28 | 1.75                            | 45,328,426                 | 4.97                | 66,779,878                    | 14,697,894                          | 59,560,406          |
| 1962 | 987,080,640    | 927,151,386             | 93.93 | 1.05                            | 49,525,947                 | 5.02                | 72,327,411                    | 15,182,757                          | 63,684,036          |
| 1963 | 1,052,458,731  | 990,206,841             | 94.08 | 0.98                            | 52,040,734                 | 4.94                | 77,268,151                    | 16,222,877                          | 64,578,199          |
| 1964 | 1,143,552,303  | 1,074,595,370           | 93.97 | 1.13                            | 56,080,851                 | 4.90                | 79,538,904                    | 18,782,405                          | 64,982,706          |
| 1965 | 1,224,061,710  | 1,150,565,415           | 94.00 | 1.13                            | 59,579,955                 | 4.87                | 87,975,860                    | 20,361,390                          | 59,523,484          |
| 1966 | 1,263,399,102  | 1,190,449,678           | 94.22 | 1.03                            | 60,003,555                 | 4.75                | 89,402,620                    | 21,136,094                          | 58,087,115          |
| 1967 | 1,435,708,258  | 1,349,799,399           | 94.01 | 0.88                            | 73,385,248                 | 5.11                | 104,722,596                   | 20,908,759                          | 60,516,430          |
| 1968 | 1,545,813,848  | 1,462,750,500           | 94.63 | 0.78                            | 70,990,292                 | 4.59                | 105,550,670                   | 25,241,561                          | 50,816,494          |
| 1969 | 1,706,031,717  | 1,615,192,974           | 94.68 | .95                             | 74,599,330                 | 4.37                | 108,351,141                   | 30,527,868                          | 51,935,697          |

\* Includes December 31st figures of current year.

TABLE 2: SPECIAL DISTRICT TAXES LEVIED IN 1969\*

A table of special district taxes levied in 1969. These taxes and obligations are the sole responsibility of the special districts, and cause no liability for the balance of the municipality. These operations are independent of the municipality, and are not shown as expenditures in the municipal summaries on the following pages.

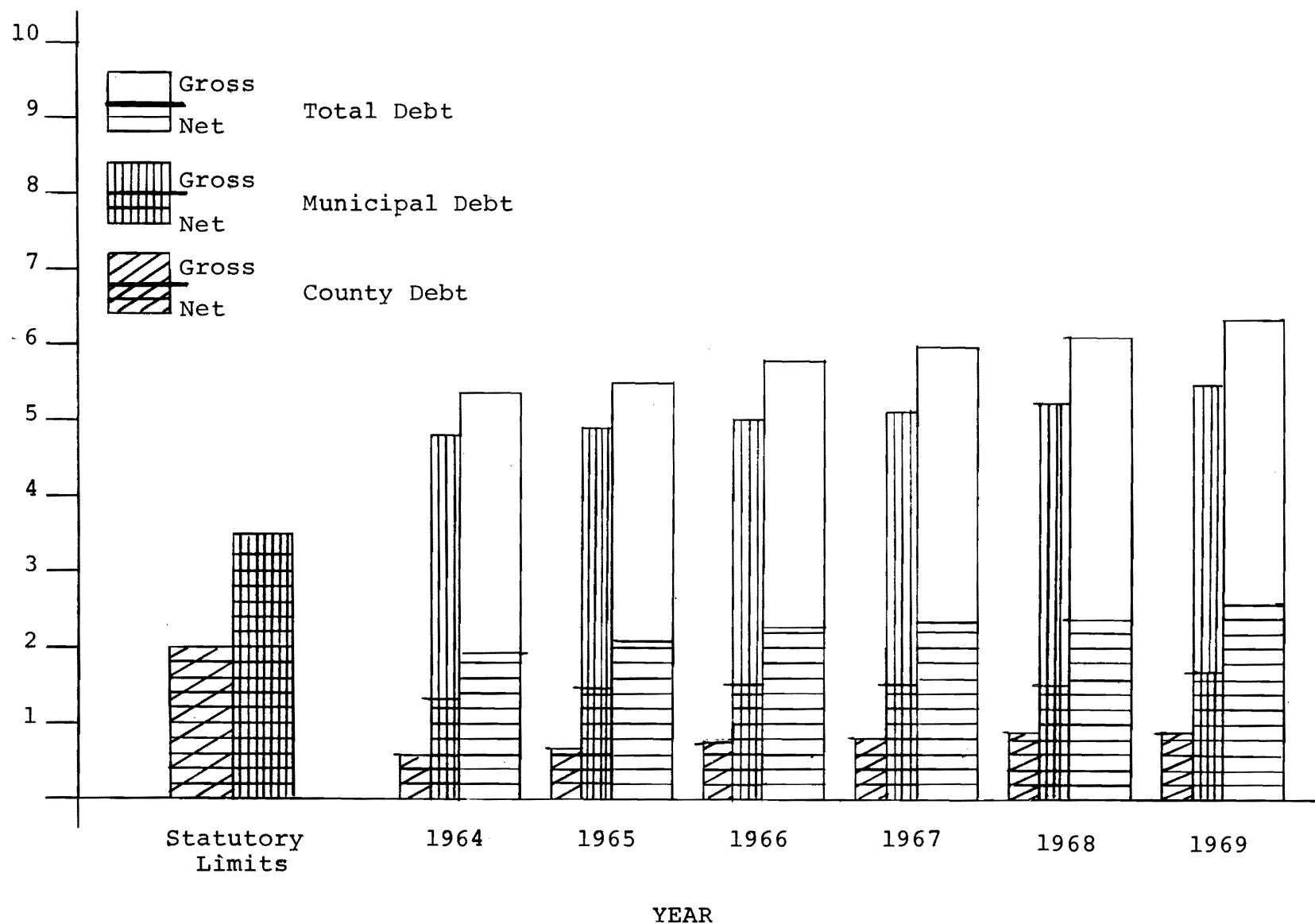
| MUNICIPALITY                | GARBAGE        | FIRE           | SEWER     | LIGHT         | WATER        | TOTAL<br>TAX LEVY |
|-----------------------------|----------------|----------------|-----------|---------------|--------------|-------------------|
| Berlin Twp.                 |                | (1) 15,713.80  |           |               |              | (1) 15,713.80     |
| Brick Twp.                  |                | (3) 154,066.00 |           |               |              | (3) 154,066.00    |
| Bridgewater Twp.            | (1) 22,912.50  | (3) 58,193.10  |           |               |              | (4) 81,105.60     |
| Buena Boro.                 |                | (2) 20,600.00  |           |               |              | (2) 20,600.00     |
| Buena Vista Twp.            |                | (5) 38,950.00  |           | (3) 7,860.00  |              | (8) 46,810.00     |
| Burlington Twp.             | (1) 38,495.77  | (4) 11,338.72  |           |               |              | (5) 49,834.49     |
| Cherry Hill Twp.            |                | (7) 478,853.76 |           |               |              | (7) 478,853.76    |
| Chesterfield Twp.           |                | (1) 898.26     |           |               |              | (1) 898.26        |
| Commercial Twp.             |                | (3) 23,235.00  |           | (3) 12,300.00 |              | (6) 35,535.00     |
| Delanco Twp.                |                | (1) 17,370.00  |           |               |              | (1) 17,370.00     |
| Dennis Twp.                 |                |                |           | (2) 3,650.00  |              | (2) 3,650.00      |
| Deptford Twp.               |                | (1) 89,000.00  |           |               |              | (1) 89,000.00     |
| Downe Twp.                  |                | (3) 16,839.75  |           |               |              | (3) 16,839.75     |
| East Greenwich Twp.         |                | (1) 8,105.00   |           |               |              | (1) 8,105.00      |
| Edgewater Park Twp.         |                | (2) 8,525.00   |           |               |              | (2) 8,525.00      |
| Edison Twp.                 | (1) 477,067.10 |                |           |               |              | (1) 477,067.10    |
| Franklin Twp. (Gloucester)  |                | (1) 25,515.00  |           |               |              | (1) 25,515.00     |
| Franklin Twp. (Somerset)    | (1) 75,160.00  | (3) 67,497.50  |           |               |              | (4) 142,657.50    |
| Gloucester Twp.             |                | (4) 121,875.92 |           |               |              | (4) 121,875.92    |
| Haddon Twp.                 |                | (1) 74,301.73  |           |               |              | (1) 74,301.73     |
| Hamilton Twp. (Mercer)      |                | (9) 348,667.19 |           |               |              | (9) 348,667.19    |
| Hanover Twp.                |                | (1) 73,430.00  |           |               |              | (1) 73,430.00     |
| Harding Twp.                |                |                |           | (1) 1,150.00  |              | (1) 1,150.00      |
| Harrison Twp.               | (1) 3,450.00   | (1) 3,000.00   |           |               |              | (2) 6,450.00      |
| Howell Twp.                 |                | (5) 97,622.60  |           |               |              | (5) 97,622.60     |
| Jackson Twp.                |                | (4) 65,375.00  |           | (1) 31,500.00 |              | (5) 96,875.00     |
| Jefferson Twp.              |                |                |           | (5) 3,000.00  |              | (5) 3,000.00      |
| Lower Twp.                  |                | (2) 38,872.70  |           | (2) 24,380.00 |              | (4) 63,252.70     |
| Madison Twp.                | (1) 173,218.00 | (4) 277,429.00 |           |               |              | (5) 450,647.00    |
| Mansfield Twp. (Burlington) |                | (1) 1,200.00   |           |               |              | (1) 1,200.00      |
| Marlboro Twp.               |                | (3) 71,498.42  |           |               |              | (3) 71,498.42     |
| Matawan Twp.                |                | (2) 105,693.80 |           |               |              | (2) 105,693.80    |
| Middle Twp.                 |                | (3) 51,561.00  |           |               |              | (3) 51,561.00     |
| Middletown Twp.             | (8) 216,980.72 |                |           |               |              | (8) 216,980.72    |
| Montville Twp.              |                | (2) 82,109.66  |           |               |              | (2) 82,109.66     |
| Moorestown Twp.             |                | (2) 99,200.00  |           |               |              | (2) 99,200.00     |
| Mt. Olive Twp.              | (1) 57,962.43  |                |           | (2) 9,996.66  |              | (3) 67,959.09     |
| Neptune Twp.                |                | (2) 188,836.00 |           |               |              | (2) 188,836.00    |
| Ocean Twp. (Monmouth)       |                | (2) 170,793.76 |           |               |              | (3) 170,793.76    |
| Parsippany-Troy Hills Twp.  | (2) 69,383.00  | (6) 121,678.00 |           |               |              | (8) 191,061.00    |
| Piscataway Twp.             |                | (3) 191,000.00 |           |               |              | (3) 191,000.00    |
| Pittsgrove Twp.             |                | (3) 18,790.00  |           | (4) 3,287.60  |              | (7) 22,077.60     |
| Princeton Twp.              | (5) 15,600.00  |                |           |               |              | (5) 15,600.00     |
| Randolph Twp.               |                |                |           | (1) 6,736.52  |              | (1) 6,736.52      |
| Readington Twp.             |                | (1) 1,000.00   |           |               |              | (1) 1,000.00      |
| Sparta Twp.                 |                |                |           |               | (1) 6,000.00 | (1) 6,000.00      |
| Upper Twp.                  |                | (4) 23,442.50  |           |               |              | (4) 23,442.50     |
| Vineland City               | (1) 103,299.82 |                |           |               |              | (1) 103,299.82    |
| Voorhees Twp.               |                | (4) 41,015.23  |           |               | (2) 4,800.00 | (6) 45,815.23     |
| Wall Twp.                   |                | (3) 55,250.00  |           |               |              | (3) 55,250.00     |
| Washington Twp. (Morris)    |                |                |           | (1) 1,200.00  |              | (1) 1,200.00      |
| Wayne Twp.                  |                |                |           | (15) 5,126.94 |              | (15) 5,126.94     |
| Woodbridge Twp.             |                | (9) 914,623.32 |           |               |              | (9) 914,623.32    |
| Totals 1969                 | 1,253,529.34   | 4,272,966.72   | -----     | 110,187.72    | 10,800.00    | 5,647,483.78      |
| 1968                        | 1,110,790.57   | 3,819,550.75   | 35,220.00 | 125,149.32    | 10,121.95    | 5,100,832.59      |
| 1967                        | 1,026,695.26   | 3,609,051.49   | 37,895.00 | 121,532.29    | 11,822.44    | 4,806,996.48      |
| 1966                        | 934,540.56     | 3,150,387.86   | 47,973.61 | 131,101.55    | 13,410.00    | 4,277,413.58      |
| 1965                        | 861,991.26     | 2,843,476.88   | 47,101.50 | 116,012.16    | 10,100.00    | 3,878,681.80      |
| 1964                        | 788,371.32     | 2,588,681.88   | 44,467.50 | 106,426.96    | 10,100.00    | 3,538,047.66      |
| 1963                        | 747,203.95     | 2,310,066.91   | 43,392.70 | 87,201.96     | 15,564.45    | 3,203,429.97      |
| 1962                        | 693,561.51     | 2,071,697.33   | 45,792.70 | 98,070.83     | 10,650.00    | 2,919,772.37      |
| 1961                        | 679,362.15     | 1,840,241.93   | 57,605.71 | 111,859.03    | 11,600.00    | 2,700,668.82      |
| 1960                        | 570,623.42     | 1,668,116.29   | 53,399.09 | 106,561.44    | 10,050.00    | 2,408,750.24      |

\*Parenthetical figures denote number of districts.



DEBT TRENDS OF NEW JERSEY MUNICIPALITIES AND COUNTIES  
SHOWN AS PERCENT OF EQUALIZED VALUATION BASIS\*

DEBT EXPRESSED AS PERCENT OF EQUALIZED  
VALUATION BASIS\*



\*Equalized Valuation Basis is a Three Year Average of Equalized Valuation.

TABLE 4

## STATEWIDE TRENDS IN STATUTORY NET CAPITAL DEBT

The following statement, showing the statutory net capital debt of Counties and municipalities, represents the outstanding indebtedness authorized, including issued and unissued debt. Years prior to 1964 are not included, as due to changes in the bond lay they are not comparable.

|  | <u>1964</u>             | <u>1965</u>             | <u>1966</u>             | <u>1967</u>             | <u>1968</u>             | <u>1969</u>             |
|--|-------------------------|-------------------------|-------------------------|-------------------------|-------------------------|-------------------------|
| Municipal Gross Debt                           |                         |                         |                         |                         |                         |                         |
| School   | \$ 1,044,990,370        | \$ 1,092,442,887        | \$ 1,196,265,088        | \$ 1,290,453,310        | \$ 1,393,393,764        | \$ 1,500,271,286        |
| Utility  | 211,051,332             | 257,088,720             | 280,872,555             | 296,087,270             | 307,807,213             | 342,657,850             |
| General  | 404,179,938             | 424,445,358             | 466,037,997             | 530,395,701             | 584,826,014             | 678,926,489             |
| Total  | <u>\$ 1,660,221,640</u> | <u>\$ 1,773,976,965</u> | <u>\$ 1,943,175,640</u> | <u>\$ 2,116,936,281</u> | <u>\$ 2,286,026,991</u> | <u>\$ 2,521,855,625</u> |
| Statutory Deductions                           | <u>1,190,910,932</u>    | <u>1,244,707,723</u>    | <u>1,352,429,468</u>    | <u>1,486,300,831</u>    | <u>1,618,926,610</u>    | <u>1,735,635,583</u>    |
| Municipal Net Capital Debt                     | <u>469,310,708</u>      | <u>529,269,242</u>      | <u>590,746,172</u>      | <u>630,635,450</u>      | <u>667,100,381</u>      | <u>786,220,042</u>      |
| Percent of Net Debt -<br>Municipal             | 1.37                    | 1.46                    | 1.53                    | 1.53                    | 1.52                    | 1.69                    |
| County Gross Debt                              | \$ 218,501,090          | \$ 228,566,356          | \$ 291,425,500          | \$ 337,432,520          | \$ 391,193,154          | \$ 428,172,500          |
| Statutory Deductions                           | <u>17,805,508</u>       | <u>1,172,439</u>        | <u>4,646,800</u>        | <u>9,707,535</u>        | <u>8,025,241</u>        | <u>7,368,941</u>        |
| County Net Capital Debt                        | <u>200,695,582</u>      | <u>227,393,917</u>      | <u>286,778,700</u>      | <u>327,724,985</u>      | <u>383,167,913</u>      | <u>420,803,559</u>      |
| Percent of Net Debt -<br>County                | 0.59                    | 0.63                    | 0.74                    | 0.80                    | 0.87                    | .91                     |
| Total Gross Capital Debt                       | \$ 1,878,722,730        | \$ 2,002,543,321        | \$ 2,234,601,140        | \$ 2,454,368,801        | \$ 2,677,220,145        | \$ 2,950,028,125        |
| COUNTY & MUNICIPAL TOTAL                       | \$ 670,006,290          | \$ 756,663,159          | \$ 877,524,872          | \$ 958,360,435          | \$ 1,050,268,294        | \$ 1,207,023,601        |
| NET CAPITAL DEBT                               |                         |                         |                         |                         |                         |                         |
| Percent of Net Debt                            | 1.95                    | 2.09                    | 2.28                    | 2.33                    | 2.39                    | 2.60                    |
| Average of Three Years'<br>Equalized Valuation | \$34,275,767,629        | \$36,232,395,015        | \$38,537,642,779        | \$41,111,881,015        | \$43,774,128,959        | \$46,421,375,304        |

TABLE 3

## TOTAL GROSS AND NET DEBT OF MUNICIPALITIES AND COUNTIES BY COUNTY

This table shows the total gross debt of municipalities and counties, the total net debt, and the percentage that net debt bears to the "equalized valuation basis" of the three preceding years real property.

(Amounts Rounded to Nearest Dollar)

| County     | G R O S S   D E B T |               |                 | N E T   D E B T  |               |                 | % OF NET DEBT |            |             | Equalized<br>Valuation<br>Basis |
|------------|---------------------|---------------|-----------------|------------------|---------------|-----------------|---------------|------------|-------------|---------------------------------|
|            | (1)<br>Municipal    | (2)<br>County | (3)<br>Total    | (1)<br>Municipal | (2)<br>County | (3)<br>Total    | (1)<br>Mun.   | (2)<br>Co. | (3)<br>Tot. |                                 |
| Atlantic   | \$ 41,455,629       | \$ 7,466,000  | \$ 48,921,629   | \$ 17,386,774    | \$ 7,466,000  | \$ 24,852,774   | 1.70          | 0.73       | 2.43        | \$ 1,020,574,458                |
| Bergen     | 336,937,416         | 61,337,000    | 398,274,416     | 113,936,494      | 61,337,000    | 175,273,494     | 1.44          | 0.78       | 2.22        | 7,894,441,996                   |
| Burlington | 88,959,815          | 16,355,535    | 105,315,350     | 30,332,831       | 16,355,535    | 46,688,366      | 2.25          | 1.21       | 3.46        | 1,346,412,072                   |
| Camden     | 151,203,518         | 31,706,700    | 182,910,218     | 39,996,113       | 30,641,847    | 70,637,960      | 1.96          | 1.50       | 3.46        | 2,040,397,234                   |
| Cape May   | 28,194,249          | 9,054,347     | 37,248,596      | 12,572,004       | 4,844,221     | 17,416,225      | 1.70          | 0.65       | 2.35        | 740,410,514                     |
| Cumberland | 57,463,119          | 9,077,000     | 66,540,119      | 18,807,284       | 9,077,000     | 27,884,284      | 3.74          | 1.79       | 5.53        | 503,006,164                     |
| Essex      | 316,688,057         | 65,974,260    | 382,662,317     | 89,893,828       | 65,974,260    | 155,868,088     | 1.68          | 1.23       | 2.91        | 5,355,478,540                   |
| Gloucester | 42,802,277          | 5,000,000     | 47,802,277      | 10,098,898       | 5,000,000     | 15,098,898      | 1.26          | 0.62       | 1.88        | 800,636,795                     |
| Hudson     | 196,753,627         | 33,276,000    | 230,029,627     | 68,066,352       | 33,151,000    | 101,217,352     | 2.38          | 1.16       | 3.54        | 2,860,416,114                   |
| Hunterdon  | 28,041,167          | ---           | 28,041,167      | 4,641,425        | ---           | 4,641,425       | 0.84          | --         | 0.84        | 554,503,701                     |
| Mercer     | 88,955,019          | 26,331,902    | 115,286,921     | 25,968,533       | 26,291,000    | 52,259,533      | 1.56          | 1.58       | 3.14        | 1,662,267,767                   |
| Middlesex  | 236,892,652         | 35,237,119    | 272,129,771     | 95,864,220       | 35,237,119    | 131,101,339     | 2.51          | 0.92       | 3.43        | 3,813,731,042                   |
| Monmouth   | 174,689,459         | 20,659,728    | 195,349,187     | 50,445,683       | 20,659,728    | 71,105,411      | 1.77          | 0.73       | 2.50        | 2,843,182,157                   |
| Morris     | 194,547,986         | 37,828,000    | 232,375,986     | 53,318,065       | 36,328,000    | 89,646,065      | 1.76          | 1.20       | 2.96        | 3,026,359,071                   |
| Ocean      | 69,539,300          | 1,492,000     | 71,031,300      | 18,648,645       | 1,492,000     | 20,140,645      | 1.14          | 0.09       | 1.23        | 1,634,607,704                   |
| Passaic    | 161,344,051         | 25,423,420    | 186,767,471     | 48,310,376       | 25,423,420    | 73,733,796      | 1.61          | 0.85       | 2.46        | 3,005,888,875                   |
| Salem      | 15,168,646          | 995,000       | 16,163,646      | 2,753,901        | 995,000       | 3,748,901       | 1.06          | 0.38       | 1.44        | 260,610,239                     |
| Somerset   | 87,258,172          | 12,090,468    | 99,348,640      | 24,314,169       | 12,090,468    | 36,404,637      | 1.56          | 0.78       | 2.34        | 1,556,793,994                   |
| Sussex     | 19,201,207          | 5,215,000     | 24,416,207      | 2,604,398        | 4,963,471     | 7,567,869       | 0.43          | 0.82       | 1.25        | 606,191,680                     |
| Union      | 164,528,478         | 20,190,517    | 184,718,995     | 49,174,288       | 20,013,985    | 69,188,273      | 1.10          | 0.45       | 1.55        | 4,482,907,596                   |
| Warren     | 21,231,773          | 3,462,500     | 24,694,273      | 9,085,751        | 3,462,500     | 12,548,251      | 2.20          | 0.84       | 3.04        | 412,557,591                     |
| Total 1969 | \$2,521,855,617     | \$428,172,496 | \$2,950,028,113 | \$786,220,032    | \$420,803,554 | \$1,207,023,586 | 1.69          | 0.87       | 2.56        | \$46,421,375,303                |

TABLE 5  
AUTHORITY DEBT - DECEMBER 31, 1969

The following tabulation represents the outstanding indebtedness of the respective Authorities of the local units. These data were taken from reports of audit filed with the Division pursuant to law. They are only as complete as the source information was available for reporting. While these Authorities operated on various fiscal year bases, the figures shown have been projected to reflect a comparable amount at December 31st.

| AUTHORITY                | TYPE | AMOUNT     | AUTHORITY              | TYPE | AMOUNT     | AUTHORITY               | TYPE | AMOUNT      |
|--------------------------|------|------------|------------------------|------|------------|-------------------------|------|-------------|
| Asbury Park City         | P    | 770,000    | Hackettstown Town      | P    | 107,000    | North Plainfield Boro   | P    | ---         |
| Atlantic County          | CI   | 21,315,000 | Hackettstown Town      | MU   | 5,685,000  | Northeast Monmouth Co   | S    | 10,702,750  |
| Avalon Borough           | S    | 1,220,000  | Hamilton Twp (Atl)     | MU   | 2,440,000  | Northwest Bergen Co     | S    | 17,300,000  |
| Bayonne City             | P    | ---        | Hammonton Town         | P    | 19,000     | Ocean City              | P    | 235,000     |
| Bayshore Regional        | S    | 43,313     | Hanover Township       | S    | 5,040,000  | Ocean County            | S    | ---         |
| Beach Haven Borough      | S    | 500,000    | Hillsborough Twp       | MU   | 2,000,000  | Ocean Twp (Monmouth)    | S    | 7,400,000   |
| Bellmawr Borough         | S    | 1,531,000  | Hoboken City           | P    | 5,000      | Oxford Lake             | MU   | ---         |
| Bergen County            | S    | 46,734,000 | Hopewell Township      | MU   | 74,900     | Paterson City           | P    | 5,635,000   |
| Berkeley Township        | S    | 3,320,000  | Jackson Township       | MU   | 1,856,937  | Penns Grove Boro        | S    | 1,603,000   |
| Bernards Township        | S    | 2,400,000  | Jersey City            | P    | 2,770,000  | Pennsauken Twp          | S    | 2,030,000   |
| Beverly City             | S    | 241,000    | Jersey City            | IN   | 2,500,000  | Pennsville Twp          | S    | 3,885,000   |
| Boonton Town             | P    | 66,362     | Jersey City            | S    | 31,805,000 | Perth Amboy City        | P    | 730,000     |
| Brick Township           | MU   | ---        | Lambertville City      | S    | 815,000    | Pine Hill Borough       | MU   | 1,180,000   |
| Bridgewater Twp          | S    | 4,533,000  | Landis (Vineland City) | S    | 3,131,000  | Plainfield City         | P    | 1,305,000   |
| Camden County            | S    | 944,000    | Laurel Springs Boro    | S    | 502,000    | Pt. Pleasant Beach Boro | P    | 64,550      |
| Carlstadt Borough        | S    | 5,420,000  | Linden-Roselle         | S    | 2,483,000  | Pompton Lakes Boro      | MU   | 4,745,000   |
| Cinnaminson Township     | S    | 3,029,000  | Lindenwold Borough     | MU   | 3,100,000  | Rahway City             | P    | ---         |
| Clayton Borough          | S    | 1,150,000  | Long Beach Township    | S    | 1,158,000  | Rahway Valley           | S    | 4,544,500   |
| Clementon Borough        | S    | 1,537,000  | Long Branch City       | S    | 2,179,000  | Riverside Township      | S    | 302,000     |
| Delanco Township         | S    | 29,000     | Lower Township         | MU   | 4,000,000  | Rockleigh Borough       | S    | 113,162     |
| Delaware Township (Hunt) | MU   | 210,000    | Lumberton Township     | MU   | 2,000      | Runnemede Borough       | S    | 1,118,000   |
| Delran Township          | S    | 2,848,000  | Madison Township       | MU   | 4,985,000  | Ship Bottom Borough     | S    | 545,000     |
| Deptford Township        | MU   | 1,275,000  | Magnolia Borough       | S    | 316,000    | Somers Point City       | S    | 2,755,000   |
| Dover Township           | S    | 4,525,000  | Marlboro Township      | MU   | ---        | Somerset-Raritan Valley | S    | 2,210,000   |
| Dunellen Borough         | P    | 25,000     | Matawan Township       | MU   | 5,395,000  | South Brunswick Twp     | MU   | 8,220,000   |
| East Brunswick Twp       | S    | 5,730,000  | Mercer County          | CI   | ---        | South River Boro        | P    | 30,000      |
| East Rutherford Boro     | S    | 5,500,000  | Metuchen Borough       | P    | 700,000    | Stafford Twp            | MU   | 1,409,000   |
| East Windsor Township    | MU   | 6,200,000  | Middlesex County       | S    | 34,698,000 | Stratford Twp           | S    | 2,401,000   |
| Eatontown Borough        | S    | 1,586,000  | Monroe Twp (Glo)       | MU   | 1,140,000  | Trenton City            | P    | 1,759,000   |
| Edgewater Park Twp       | S    | 200,000    | Monroe Twp (Mid)       | MU   | 35,000     | Tuckerton Borough       | MU   | 705,000     |
| Egg Harbor Township      | MU   | 685,000    | Montville Twp          | MU   | 3,000,000  | Union City              | P    | 505,000     |
| Elizabeth City           | P    | 561,200    | Morris County          | MU   | 2,808,000  | Upper Penns Neck Twp    | S    | 1,835,000   |
| Evesham Township         | MU   | 563,400    | Morristown Town        | P    | 1,843,000  | Washington Borough      | P    | 130,050     |
| Ewing-Lawrence Twps      | S    | 16,585,000 | Mount Holly Twp        | S    | 944,000    | Washington Twp (Glo)    | MU   | 1,995,000   |
| Florham Park Boro        | S    | 4,015,000  | Mount Laurel Twp       | MU   | 51,000     | West Milford Township   | MU   | 569,000     |
| Fort Lee Borough         | P    | 7,043      | Musconetcong           | S    | 800,000    | West New York Town      | P    | 500,000     |
| Franklin Twp (Som)       | S    | 1,454,000  | National Park Boro     | MU   | 638,000    | Wharton Borough         | S    | 1,110,000   |
| Gloucester City          | S    | 979,000    | New Brunswick City     | P    | ---        | Wildwood City           | P    | 395,000     |
| Gloucester County        | S    | 300,000    | Newark City            | P    | 5,100,000  | Willingboro Twp         | MU   | 10,250,000  |
| Gloucester Twp           | MU   | 3,490,000  | Newton Town            | P    | 108,850    | Woodstown Borough       | S    | 79,000      |
|                          |      |            |                        |      |            | Wrightstown Borough     | MU   | ---         |
|                          |      |            |                        |      |            | TOTAL                   |      | 386,051,017 |

CODE: CI-County Improvement; IN-Incinerator; MU-Municipal Utilities;  
P-Parking; S-Sewerage

TABLE 14: FINANCES OF MUNICIPALLY OPERATED UTILITIES

This table reports the revenues and expenditures of municipally operated utilities in summary since 1963 and in detail for 1968. These operations are independent of the municipality, and are not shown in the municipal data on the preceding pages.

Utility Type Codes: 1-Airport 2-Beach 3-Water 4-Sewer 5-Water & Sewer 6-Harbor 7-Electric 8-Parking 9-Swimming Pool

|   | TYPE                 | SURPLUS<br>ANTICIPATED | OPERATING FROM PROPERTY<br>INCOME TAXES | SURPLUS TO<br>MUNICIPALITY | OPERATING<br>COSTS | DEBT<br>SERVICE | CAPITAL<br>IMPROVEMENTS | TOTAL<br>REVENUE | TOTAL<br>EXPENDITURES |
|---|----------------------|------------------------|---|----------------------------|--------------------|-----------------|-------------------------|------------------|-----------------------|
| A | Atlantic City        | 3                      | 373,031.18                              | 554,526.73                 | 533,659.49         | 50,409.58       | 126,323.59              | 927,557.91       | 710,392.66            |
| T | Brigantine City      | 5                      |   | 249,742.22                 | 217,646.90         | 128,648.87      | 81,400.00               | 407,437.99       | 427,695.77            |
| L | Egg Harbor City      | 5                      |   | 76,190.34                  | 54,400.00          | 35,235.41       |                         | 89,635.41        | 89,635.41             |
| A | Hamilton Twp         | 3                      | 1,030.00                                |                            |                    | 1,030.00        |                         | 1,030.00         | 1,030.00              |
| N | Hammonton Town       | 3                      | 32,000.00                               | 126,051.52                 | 82,200.00          | 26,932.50       | 15,938.16               | 158,051.52       | 125,040.65            |
| T | Hammonton Town       | 4                      | 30,000.00                               | 133,752.12                 | 86,049.40          | 65,376.02       |                         | 163,752.12       | 151,425.42            |
| I | Margate City         | 3                      |   | 105,974.00                 | 48,500.00          | 33,029.75       |                         | 105,974.00       | 81,529.75             |
| C | Pleasantville City   | 4                      |   | 68,527.45                  | 130,296.96         | 87,993.78       | 4,634.72                | 68,527.45        | 222,925.46            |
|   | Weymouth Twp         | 3                      | 2,233.23                                |                            | 814.03             |                 | 1,419.20                | 2,233.23         | 2,233.23              |
|   | Weymouth Twp         | 4                      | 1,809.58                                |                            | 426.01             |                 | 1,383.57                | 1,809.58         | 1,809.58              |
|   | Allendale Boro       | 3                      | 35,000.00                               | 109,592.85                 | 63,100.00          | 28,685.45       | 18,566.97               | 144,592.85       | 110,352.42            |
|   | Cresskill Boro       | 4                      | 5,898.55                                | 109,197.00                 | 105,496.75         | 91,959.89       |                         | 115,095.55       | 197,456.64            |
|   | Cresskill Boro       | 9                      | 48,169.65                               | 74,297.00                  | 37,900.00          |                 |                         | 122,466.65       | 37,900.00             |
|   | East Paterson Boro   | 3                      |   | 221,388.44                 | 205,450.00         | 725.00          | 5,600.00                | 221,388.44       | 211,775.00            |
|   | Emerson Boro         | 4                      | 37,700.00                               | 139,370.56                 | 88,072.67          | 83,424.83       |                         | 177,070.56       | 171,497.50            |
|   | Englewood City       | 4                      | 32,000.00                               | 313,898.94                 | 298,745.84         | 31,473.18       | 5,000.00                | 345,898.94       | 335,219.02            |
|   | Fair Lawn Boro       | 3                      | 100,126.26                              | 526,207.76                 | 481,658.00         | 36,342.51       | 48,000.00               | 626,334.02       | 566,000.51            |
|   | Garfield City        | 3                      |   | 348,495.82                 | 405,814.52         | 35,650.00       | 11,400.00               | 452,864.52       | 452,864.52            |
|   | Hackensack City      | 8                      | 3,473.14                                | 84,397.04                  | 46,126.47          | 35,346.67       |                         | 87,870.18        | 81,473.14             |
|   | Hohokus Boro         | 3                      | 2,000.00                                | 65,686.48                  | 56,902.42          | 12,600.00       | 3,900.00                | 69,597.95        | 73,402.42             |
|   | Leonia Boro          | 9                      | 4,060.99                                | 43,447.25                  | 26,970.86          | 14,695.50       | 2,000.00                | 47,508.24        | 43,666.36             |
|   | Lodi Boro            | 3                      | 10,000.00                               | 409,631.93                 | 369,561.39         | 55,585.12       | 10,000.00               | 419,631.93       | 452,146.51            |
| B | Lyndhurst Twp        | 3                      | 34,900.00                               | 256,228.83                 | 196,450.00         | 36,450.00       | 25,000.00               | 291,128.83       | 257,900.00            |
| E | Mahwah Twp           | 3                      | 39,218.63                               | 253,300.73                 | 153,064.82         | 49,570.00       | 41,473.81               | 292,519.36       | 244,138.63            |
| R | Maywood Boro         | 4                      |   | 32,268.96                  | 106,168.63         | 8,140.00        |                         | 113,268.96       | 114,308.63            |
| G | Maywood Boro         | 9                      |   | 61,155.19                  | 38,315.00          | 19,413.76       | 1,400.00                | 61,155.19        | 59,128.76             |
| E | Moonachie Boro       | 4                      | 16,000.00                               | 76,688.55                  | 39,813.09          | 42,021.31       |                         | 92,688.55        | 105,300.00            |
| N | North Arlington Boro | 3                      | 11,500.00                               | 173,376.29                 | 176,081.72         | 8,373.08        |                         | 184,876.29       | 184,454.80            |
|   | Oakland Boro         | 3                      | 12,422.89                               | 253,080.82                 | 179,620.56         | 82,305.55       | 8,000.00                | 265,503.71       | 269,925.11            |
|   | Oakland Boro         | 4                      |   | 8,651.97                   | 11,590.00          | 4,297.80        |                         | 8,651.97         | 15,887.80             |
|   | Paramus Boro         | 4                      |   | 533,756.22                 | 224,947.26         | 284,351.41      | 10,640.00               | 533,756.22       | 519,938.67            |
|   | Paramus Boro         | 9                      | 74,000.00                               | 136,415.50                 | 66,630.00          | 30,810.00       | 97,415.00               | 210,415.50       | 194,855.00            |
|   | Park Ridge Boro      | 3                      | 29,748.87                               | 168,343.34                 | 99,657.00          | 21,841.87       | 40,250.00               | 198,092.21       | 161,748.87            |
|   | Park Ridge Boro      | 7                      | 93,831.00                               | 524,416.73                 | 452,948.00         | 18,883.00       | 37,000.00               | 618,247.73       | 558,831.00            |
|   | Ramsey Boro          | 5                      | 33,759.44                               | 208,657.34                 | 159,366.51         | 74,937.84       | 153,500.00              | 387,724.26       | 387,804.35            |
|   | Ramsey Boro          | 9                      | 3,032.81                                | 57,673.89                  | 38,820.53          | 25,570.31       |                         | 60,706.70        | 64,390.84             |
|   | Ridgefield Boro      | 9                      | 13,066.32                               | 92,331.51                  | 59,766.32          | 20,000.00       | 2,500.00                | 105,397.83       | 82,266.32             |
|   | Ridgewood Twp        | 3                      | 407,833.21                              | 1,177,013.37               | 950,903.53         | 158,229.68      | 418,500.00              | 1,584,846.58     | 1,527,633.21          |
|   | Ridgewood Twp        | 8                      | 33,000.00                               | 82,650.09                  | 90,900.00          | 18,430.22       | 1,669.78                | 115,650.09       | 111,000.00            |
|   | Ridgewood Twp        | 9                      | 27,000.00                               | 69,274.03                  | 53,274.00          |                 | 2,926.00                | 96,274.03        | 56,500.00             |
|   | Saddlebrook Twp      | 3                      | 4,380.82                                | 218,278.14                 | 191,395.00         | 25,585.82       |                         | 222,658.96       | 216,980.82            |
|   | Waldwick Boro        | 3                      | 15,500.00                               | 130,830.24                 | 109,325.00         | 23,580.00       | 14,450.00               | 146,330.24       | 147,355.00            |
|   | Wallington Boro      | 3                      |   | 97,478.53                  | 48,805.52          | 37,815.17       | 1,000.00                | 97,478.53        | 95,206.58             |
| B | Bordentown City      | 3                      | 7,000.00                                | 166,637.22                 | 121,000.00         | 30,918.92       | 3,000.00                | 173,637.22       | 154,918.92            |
| U | Bordentown City      | 4                      | 3,613.39                                | 131,326.61                 | 91,800.00          | 44,240.03       |                         | 135,968.79       | 136,040.03            |
| R | Bordentown Twp       | 4                      | 32,000.00                               | 133,529.78                 | 59,558.50          | 59,191.41       | 5,000.00                | 165,529.78       | 123,749.91            |

TABLE 14: FINANCES OF MUNICIPALLY OPERATED UTILITIES  
Utility Type Codes: 1-Airport 2-Beach 3-Water 4-Sewer 5-Water & Sewer 6-Harbor 7-Electric 8-Parking 9-Swimming Pool

|   | TYPE               | SURPLUS<br>ANTICIPATED | OPERATING<br>INCOME | FROM PROPERTY<br>TAXES | SURPLUS TO<br>MUNICIPALITY | OPERATING<br>COSTS | DEBT<br>SERVICE | CAPITAL<br>IMPROVEMENTS | TOTAL<br>REVENUE | TOTAL<br>EXPENDITURES |
|---|--------------------|------------------------|---------------------|------------------------|----------------------------|--------------------|-----------------|-------------------------|------------------|-----------------------|
| B | Burlington City    | 3                      | 47,000.00           | 283,320.71             |                            | 204,600.00         | 33,400.00       | 69,000.00               | 330,320.71       | 307,000.00            |
| U | Burlington City    | 4                      | 90,000.00           | 129,053.47             |                            | 121,000.00         |                 | 102,000.00              | 219,053.47       | 223,000.00            |
| R | Burlington Twp     | 4                      | 11,893.54           | 177,854.90             |                            | 83,474.92          | 61,042.08       | 20,195.00               | 189,748.44       | 164,712.00            |
| L | Fieldsboro Boro    | 3                      | 1,600.00            | 6,057.83               |                            | 8,300.00           |                 | 400.00                  | 7,657.83         | 8,700.00              |
| I | Florence Twp       | 5                      | 19,226.04           | 207,347.09             |                            | 144,491.04         | 41,135.00       | 17,000.00               | 226,573.13       | 202,626.04            |
| N | Maple Shade Twp    | 3                      | 20,100.00           | 212,059.94             | 25,000.00                  | 129,730.12         | 42,069.88       | 9,234.69                | 232,159.94       | 206,034.69            |
| G | Maple Shade Twp    | 4                      | 1,724.31            | 153,558.72             |                            | 77,181.49          | 80,018.51       | 4,000.00                | 155,283.03       | 161,200.00            |
| T | Medford Twp        | 4                      | 16,310.30           | 144,442.49             |                            | 42,104.17          | 90,883.34       | 5,000.00                | 160,752.79       | 137,987.51            |
| O | Moorestown Twp     | 3                      | 49,800.00           | 310,701.22             |                            | 189,320.00         | 19,000.00       | 12,200.00               | 360,501.22       | 220,520.00            |
| N | Moorestown Twp     | 4                      | 20,000.00           | 286,960.13             |                            | 103,883.00         | 50,893.00       | 28,700.00               | 306,960.13       | 183,476.00            |
|   | Pemberton Boro     | 5                      | 15,272.22           | 40,344.32              |                            | 49,940.82          | 9,035.25        | 1,253.40                | 55,616.54        | 60,229.47             |
|   | Pemberton Boro     | 7                      | 20,000.00           | 88,467.04              | 15,000.00                  | 74,850.00          | 3,178.75        | 5,000.00                | 108,467.04       | 98,028.75             |
|   | Pemberton Twp      | 5                      | 2,000.00            | 87,854.68              |                            | 71,919.80          | 9,219.21        | 11,860.99               | 89,854.68        | 93,000.00             |
|   | Barrington Boro    | 4                      | 28,552.00           | 77,784.02              |                            | 85,009.70          | 18,542.30       | 106,336.02              | 106,336.02       | 103,552.00            |
|   | Bellmawr Boro      | 3                      | 21,881.76           | 101,806.58             |                            | 77,839.77          | 26,149.35       | 11,500.00               | 123,688.34       | 115,489.12            |
|   | Berlin Boro        | 3                      | 26,700.00           | 127,707.46             | 10,000.00                  | 73,414.31          | 38,285.69       | 15,000.00               | 154,407.46       | 136,700.00            |
|   | Berlin Boro        | 4                      | 34,050.00           | 133,364.10             |                            | 43,369.50          | 91,930.50       | 0.00                    | 167,298.10       | 139,300.00            |
|   | Brooklawn Boro     | 3                      |                     | 28,083.56              |                            | 25,800.00          |                 |                         | 28,083.56        | 25,800.00             |
|   | Camden City        | 3                      | 216,619.20          | 1,431,370.65           | 165,000.00                 | 1,002,800.00       | 372,819.20      | 80,000.00               | 1,647,989.85     | 1,620,619.20          |
|   | Camden City        | 4                      | 161,972.45          | 1,649,580.68           | 175,000.00                 | 809,400.00         | 702,572.45      | 50,000.00               | 1,811,553.13     | 1,736,972.45          |
| C | Cherry Hill Twp    | 4                      | 85,000.00           | 520,672.68             |                            | 387,593.44         | 198,999.94      | 46,710.00               | 605,672.68       | 633,303.38            |
| A | Cherry Hill Twp    | 0                      |                     | 346,654.31             |                            | 270,936.86         | 108,659.86      | 30,190.00               | 346,654.31       | 409,786.72            |
| M | Clementon Boro     | 3                      | 30,000.00           | 110,897.57             |                            | 92,033.83          | 25,207.09       | 13,800.00               | 140,897.57       | 131,040.92            |
| D | Collingswood Boro  | 3                      | 25,000.00           | 230,771.28             | 25,000.00                  | 150,100.00         | 66,532.74       |                         | 255,771.28       | 241,632.74            |
| E | Collingswood Boro  | 4                      | 1,800.00            | 150,702.67             |                            | 109,260.73         | 47,467.70       | 2,000.00                | 152,502.67       | 158,728.43            |
| N | Gloucester City    | 3                      | 7,205.00            | 201,349.47             |                            | 164,722.92         | 22,610.00       |                         | 208,554.47       | 187,332.92            |
|   | Haddon Twp         | 3                      | 75,000.00           | 128,348.92             |                            | 112,009.00         | 10,741.67       | 64,566.00               | 203,348.92       | 187,316.57            |
|   | Haddon Twp         | 4                      | 55,000.00           | 178,576.42             |                            | 124,556.25         | 68,718.75       | 17,000.00               | 233,576.42       | 210,275.00            |
|   | Haddonfield Boro   | 3                      | 44,205.90           | 338,916.77             |                            | 256,198.60         | 108,684.80      | 10,000.00               | 383,122.67       | 374,883.40            |
|   | Lawnside Boro      | 4                      | 18,615.37           | 60,179.73              |                            | 44,772.46          | 20,640.00       | 7,300.00                | 78,795.10        | 72,712.45             |
|   | Mt. Ephraim Boro   | 3                      | 5,000.00            | 70,377.32              | 7,000.00                   | 51,231.96          |                 | 6,090.00                | 75,377.32        | 64,321.96             |
|   | Somerdale Boro     | 4                      | 10,000.00           | 66,321.16              |                            | 54,605.00          | 22,445.33       | 2,300.00                | 76,321.16        | 79,350.33             |
|   | Voorhees Twp       | 4                      | 7,800.00            | 29,691.25              |                            | 25,334.53          | 2,875.00        | 8,000.00                | 37,491.25        | 36,209.53             |
|   | Avalon Boro        | 3                      | 14,000.00           | 221,041.50             |                            | 75,760.00          | 103,292.50      | 19,200.00               | 235,041.50       | 198,252.50            |
| C | Cape May City      | 5                      |                     | 223,476.54             | 15,410.32                  | 165,810.48         | 61,176.38       | 11,900.00               | 238,886.86       | 238,886.86            |
| A | Ocean City         | 4                      | 12,237.34           | 67,675.00              |                            | 6,657.26           | 73,255.08       |                         | 79,912.34        | 79,912.34             |
| P | Sea Isle City      | 5                      | 8,900.00            | 91,894.63              | 5,159.88                   | 46,278.69          |                 | 54,325.75               | 105,954.51       | 100,604.44            |
| E | Stone Harbor Boro  | 3                      |                     | 54,769.91              |                            | 35,700.00          |                 | 14,800.00               | 54,769.91        | 50,500.00             |
|   | West Cape May Boro | 4                      | 6,789.72            | 14,522.00              |                            | 14,789.72          |                 | 6,000.00                | 21,311.72        | 20,789.72             |
| M | West Wildwood Boro | 3                      | 7,923.73            | 16,863.11              |                            | 20,008.87          |                 | 4,000.00                | 24,786.84        | 24,008.87             |
| A | Wildwood City      | 3                      | 33,501.20           | 624,914.71             | 216,014.70                 | 334,900.00         | 40,154.37       | 34,803.00               | 658,415.91       | 625,872.07            |
| Y | Woodbine Boro      | 1                      | 1,500.00            | 6,340.00               |                            | 2,315.95           |                 | 1,000.00                | 7,840.00         | 3,315.95              |
|   | Woodbine Boro      | 3                      |                     |                        | 5,300.00                   | 50.00              |                 |                         |                  | 5,350.00              |
| C | Bridgeton City     | 5                      | 81,663.40           | 543,763.94             | 17,422.98                  | 484,738.01         | 200,344.18      | 17,000.00               | 642,850.32       | 702,352.19            |
| U | Millville City     | 1                      | 11,200.00           | 62,813.00              | 8,264.73                   | 61,184.04          | 7,117.70        | 3,032.26                | 82,277.73        | 71,304.00             |
| M | Millville City     | 3                      | 40,000.00           | 316,006.41             | 8,000.00                   | 209,295.58         | 103,913.00      | 50,766.42               | 364,006.41       | 363,975.00            |

TABLE 14: FINANCES OF MUNICIPALLY OPERATED UTILITIES  
Utility Type Codes: 1-Airport 2-Beach 3-Water 4-Sewer 5-Water & Sewer 6-Harbor 7-Electric 8-Parking 9-Swimming Pool

|   |                      | TYPE | SURPLUS<br>ANTICIPATED | OPERATING<br>INCOME | FROM PROPERTY<br>TAXES | SURPLUS TO<br>MUNICIPALITY | OPERATING<br>COSTS | DEBT<br>SERVICE | CAPITAL<br>IMPROVEMENTS | TOTAL<br>REVENUE | TOTAL<br>EXPENDITURES |
|---|----------------------|------|------------------------|---------------------|------------------------|----------------------------|--------------------|-----------------|-------------------------|------------------|-----------------------|
| C | Millville City       | 4    | 52,000.00              | 295,591.70          | 7,500.00               |                            | 112,786.67         | 25,413.33       | 25,000.00               | 355,091.70       | 163,200.00            |
| U | Vineland City        | 5    | 83,000.00              | 582,907.06          |                        |                            | 262,860.94         | 95,591.88       | 156,318.73              | 665,907.06       | 514,771.55            |
| M | Vineland City        | 7    | 133,000.00             | 4,951,407.21        |                        |                            | 3,771,668.76       | 739,849.88      | 318,962.12              | 5,084,407.21     | 4,830,480.76          |
|   | Belleville Town      | 3    |                        | 695,527.60          |                        |                            | 502,996.00         | 37,107.50       | 25,000.00               | 695,527.60       | 565,103.50            |
|   | Bloomfield Town      | 3    | 40,697.42              | 760,355.41          |                        |                            | 608,057.52         | 43,669.90       | 110,000.00              | 801,052.83       | 761,727.42            |
|   | Caldwell Boro        | 3    |                        | 139,016.68          |                        |                            | 126,800.00         |                 | 10,000.00               | 139,016.68       | 136,800.00            |
|   | Cedar Grove Twp      | 3    | 50,000.00              | 219,329.91          |                        |                            | 181,627.00         | 15,661.00       | 55,000.00               | 269,329.91       | 252,288.00            |
|   | Cedar Grove Twp      | 4    | 20,000.00              | 124,712.76          |                        |                            | 87,098.00          | 45,984.00       | 11,200.00               | 144,712.76       | 144,282.00            |
|   | Cedar Grove Twp      | 9    | 11,000.00              | 70,337.21           |                        |                            | 34,812.00          | 29,278.00       | 14,470.00               | 81,337.21        | 78,560.00             |
|   | East Orange City     | 3    | 218,156.29             | 1,096,827.01        |                        |                            | 1,020,876.32       | 114,432.42      | 17,187.04               | 1,314,983.30     | 1,152,495.78          |
|   | Essex Fells Boro     | 3    | 15,000.00              | 284,949.42          |                        |                            | 190,052.16         | 16,273.13       | 25,000.00               | 299,949.42       | 231,325.29            |
|   | Fairfield Boro       | 3    | 25,966.79              | 115,867.68          |                        |                            | 30,900.00          | 53,700.00       | 47,500.00               | 141,834.47       | 132,100.00            |
|   | Fairfield Boro       | 4    | 51.38                  | 28,692.07           | 11,408.16              |                            | 32,565.72          | 19,300.00       | 13,500.00               | 40,151.61        | 65,365.72             |
| E | Glen Ridge Boro      | 3    | 32,000.00              | 123,551.85          |                        |                            | 85,580.77          | 2,090.00        | 70,061.23               | 155,551.85       | 157,732.00            |
| S | Livingston Twp       | 3    | 132,403.00             | 488,437.12          |                        |                            | 304,562.00         | 49,208.06       | 153,300.00              | 620,840.12       | 507,070.06            |
| S | Livingston Twp       | 9    | 32,436.50              | 111,204.00          |                        |                            | 64,293.00          | 15,643.50       | 62,500.00               | 143,640.50       | 142,436.50            |
| E | Maplewood Twp        | 9    |                        | 149,980.40          |                        |                            | 73,237.32          | 62,224.50       | 462.33                  | 149,980.40       | 135,924.15            |
| X | Montclair Town       | 3    |                        | 660,396.17          |                        |                            | 461,127.15         | 60,619.56       | 90,000.00               | 660,396.17       | 611,746.71            |
|   | Newark City          | 3    | 775,000.00             | 7,582,401.42        |                        |                            | 6,121,416.08       | 1,610,858.91    | 500,000.00              | 8,357,401.42     | 8,232,274.99          |
|   | North Caldwell Boro  | 3    | 8,834.00               | 94,340.65           | 1,250.00               |                            | 75,704.00          | 16,901.00       | 5,200.00                | 104,424.65       | 97,805.00             |
|   | Nutley Town          | 3    | 30,000.00              | 398,114.50          |                        |                            | 350,900.00         | 100.00          | 25,000.00               | 428,114.50       | 376,000.00            |
|   | Orange City          | 3    |                        | 565,726.43          |                        |                            | 876,549.38         | 98,396.84       |                         | 565,726.43       | 974,946.22            |
|   | Roseland Boro        | 3    | 8,000.00               | 74,333.40           |                        |                            | 78,250.00          | 4,500.00        |                         | 82,333.40        | 82,750.00             |
|   | Roseland Boro        | 4    |                        | 71,160.00           |                        |                            | 58,864.90          | 82,758.83       |                         | 71,160.20        | 141,623.73            |
|   | South Orange Village | 3    | 30,000.00              | 379,629.94          |                        |                            | 279,559.00         | 56,267.00       | 17,174.00               | 409,629.94       | 353,000.00            |
|   | Verona Boro          | 3    | 64,557.48              | 339,127.07          |                        |                            | 256,753.10         | 80,604.38       | 5,000.00                | 403,684.55       | 342,357.48            |
|   | Verona Boro          | 9    | 29,448.00              | 103,598.49          |                        |                            | 53,450.00          | 67,050.00       | 6,300.00                | 133,046.49       | 126,800.00            |
|   | West Caldwell Boro   | 3    | 62,500.00              | 225,964.45          |                        |                            | 150,223.90         | 81,261.70       | 21,424.50               | 288,464.45       | 252,910.10            |
|   | West Orange Town     | 9    | 9,335.00               | 72,239.11           |                        |                            | 41,093.30          | 38,550.00       | 2,768.53                | 81,574.11        | 82,411.83             |
|   | Clayton Boro         | 3    | 10,732.89              | 46,654.02           |                        |                            | 38,496.52          | 7,966.37        | 8,370.00                | 57,386.91        | 54,832.89             |
|   | Deptford Twp         | 4    |                        | 7,130.21            |                        |                            | 5,407.03           |                 |                         | 7,130.21         | 5,407.03              |
|   | East Greenwich Twp   | 3    | 8,305.00               | 25,152.47           |                        |                            | 16,855.00          | 3,450.00        | 12,000.00               | 33,457.47        | 32,305.00             |
| G | Glassboro Boro       | 3    | 14,859.88              | 168,154.89          |                        |                            | 106,249.38         | 17,930.50       | 47,000.00               | 183,014.77       | 171,179.88            |
| L | Glassboro Boro       | 4    | 3,720.00               | 138,055.60          |                        |                            | 65,000.00          | 28,720.00       | 15,000.00               | 141,775.60       | 108,720.00            |
| O | Greenwich Twp        | 3    |                        | 62,072.74           |                        |                            | 47,250.00          | 6,250.00        | 5,000.00                | 62,072.74        | 58,500.00             |
| U | National Park Boro   | 3    | 9,535.00               | 35,892.83           |                        |                            | 37,035.00          | 2,000.00        | 8,100.00                | 45,427.83        | 47,135.00             |
| C | Newfield Boro        | 3    | 560.62                 | 32,645.76           |                        |                            | 20,606.76          |                 | 3,960.46                | 33,206.38        | 24,567.22             |
| E | Paulsboro Boro       | 3    | 7,327.31               | 102,936.74          |                        |                            | 98,511.60          | 6,773.63        | 4,150.00                | 110,264.05       | 109,435.23            |
| S | Paulsboro Boro       | 4    | 7,234.97               | 75,729.54           |                        |                            | 76,503.17          |                 | 2,000.00                | 82,964.51        | 78,503.17             |
| T | Pitman Boro          | 5    | 61,982.32              | 228,016.57          |                        |                            | 152,175.00         | 46,807.32       | 54,000.00               | 289,998.89       | 252,982.32            |
| E | Swedesboro Boro      | 5    | 4,178.62               | 69,417.73           | 4,695.82               |                            | 51,334.84          | 21,800.00       | 6,255.00                | 78,292.17        | 79,389.84             |
| R | Wenonah Boro         | 3    | 2,450.00               | 19,925.96           |                        |                            | 14,200.00          |                 | 4,000.00                | 22,375.96        | 18,200.00             |
|   | Wenonah Boro         | 4    | 3,085.40               |                     |                        |                            | 17,408.40          | 13,877.00       | 1,000.00                | 3,085.40         | 32,285.40             |
|   | West Deptford Twp    | 5    | 37,110.34              | 215,193.37          |                        |                            | 171,483.59         | 59,176.75       | 32,000.00               | 252,303.71       | 262,660.34            |
|   | Westville Boro       | 3    | 4,467.92               | 65,061.64           |                        |                            | 46,888.52          | 7,442.92        | 11,000.00               | 69,529.56        | 65,331.44             |
|   | Woodbury City        | 5    | 44,240.00              | 250,514.79          |                        |                            | 255,240.00         | 100.00          | 26,500.00               | 294,754.79       | 281,840.00            |

TABLE 14: FINANCES OF MUNICIPALLY OPERATED UTILITIES

Utility Type Codes: 1-Airport 2-Beach 3-Water 4-Sewer 5-Water &amp; Sewer 6-Harbor 7-Electric 8-Parking 9-Swimming Pool

|                       | TYPE | SURPLUS<br>ANTICIPATED | OPERATING<br>INCOME | FROM PROPERTY<br>TAXES | SURPLUS TO<br>MUNICIPALITY | OPERATING<br>COSTS | DEBT<br>SERVICE | CAPITAL<br>IMPROVEMENTS | TOTAL<br>REVENUE | TOTAL<br>EXPENDITURES |
|-----------------------|------|------------------------|---------------------|------------------------|----------------------------|--------------------|-----------------|-------------------------|------------------|-----------------------|
| Woodbury Heights Boro | 3    | 14,342.31              | 46,369.45           |                        |                            | 43,949.29          | 2,569.50        | 3,317.47                | 60,711.76        | 49,836.26             |
| Woodbury Heights Boro | 4    | 28,721.16              | 40,507.59           |                        |                            | 24,038.83          | 6,742.92        | 17,000.00               | 69,228.75        | 47,781.75             |
| Bayonne City          | 5    |                        | 2,275,441.68        |                        |                            | 1,334,438.89       | 734,872.50      | 25,000.00               | 2,275,441.68     | 2,094,311.39          |
| H East Newark Boro    | 3    | 3,940.36               | 11,736.16           |                        |                            | 13,000.00          |                 |                         | 15,676.52        | 13,000.00             |
| U Harrison Town       | 3    |                        | 536,358.59          |                        |                            | 469,000.00         |                 | 31,000.00               | 536,358.59       | 500,000.00            |
| D Hoboken City        | 3    |                        | 571,334.04          | 11,316.06              |                            | 632,477.81         |                 | 3,000.00                | 582,650.10       | 635,477.81            |
| S Hoboken City        | 4    |                        | 820,228.81          |                        |                            | 232,816.58         | 568,094.62      |                         | 820,228.81       | 800,911.20            |
| O Jersey City         | 3    | 300,000.00             | 2,487,066.14        |                        |                            | 2,002,074.00       | 603,240.91      | 238,000.00              | 2,787,066.14     | 2,843,314.91          |
| N Kearny Town         | 3    |                        | 1,140,338.20        |                        |                            | 573,400.74         | 262,635.08      |                         | 1,140,338.20     | 836,035.82            |
| North Bergen Twp      | 9    | 1,000.00               | 106,001.00          |                        |                            | 45,000.00          | 60,600.00       |                         | 107,001.00       | 105,600.00            |
| H Bloomsbury Boro     | 3    | 4,719.37               | 14,163.05           |                        |                            | 9,490.00           | 4,129.37        | 1,000.00                | 18,882.42        | 14,619.37             |
| U Clinton Town        | 3    | 11,910.83              | 84,448.67           |                        |                            | 63,085.00          | 15,725.83       |                         | 96,359.50        | 78,810.83             |
| N Flemington Boro     | 3    | 25,222.05              | 79,752.88           |                        |                            | 64,634.55          | 12,137.50       | 22,000.00               | 104,974.93       | 98,772.05             |
| T Frenchtown Boro     | 4    | 6,000.00               | 44,753.32           |                        |                            | 22,319.27          | 29,217.24       | 2,000.00                | 50,753.32        | 53,536.51             |
| E Glen Gardner Boro   | 3    |                        |                     |                        |                            | 3,500.00           | 1,625.00        |                         |                  | 5,125.00              |
| R High Bridge Boro    | 3    | 8,241.67               | 23,720.95           |                        |                            | 22,457.37          |                 | 6,979.45                | 31,962.62        | 29,436.82             |
| D High Bridge Boro    | 4    | 25,269.41              |                     |                        |                            | 23,125.00          | 47,380.00       | 135,000.00              | 25,269.41        | 205,505.00            |
| O Milford Boro        | 3    | 12,000.00              | 24,458.26           |                        |                            | 29,000.00          |                 | 4,000.00                | 36,458.26        | 33,000.00             |
| N Milford Boro        | 4    |                        |                     |                        |                            | 8,000.00           |                 |                         |                  | 8,000.00              |
| Stockton Boro         | 3    |                        | 9,349.90            |                        |                            | 5,500.00           | 1,125.00        | 2,250.00                | 9,349.90         | 8,875.00              |
| M Hamilton Twp        | 4    | 345,000.00             | 1,412,196.69        |                        |                            | 610,931.38         | 713,077.91      | 208,180.00              | 1,757,196.69     | 1,532,189.29          |
| E Hightstown Boro     | 5    | 42,914.64              | 233,560.10          |                        | 25,000.00                  | 133,498.34         | 46,800.00       | 29,316.30               | 276,474.74       | 234,614.64            |
| R Hopewell Boro       | 3    | 15,900.00              | 30,351.71           |                        |                            | 16,400.00          |                 | 25,500.00               | 46,251.71        | 41,900.00             |
| C Pennington Boro     | 3    |                        | 41,272.26           |                        |                            | 22,528.00          | 10,772.00       | 4,000.00                | 41,272.26        | 37,300.00             |
| E Trenton City        | 3    | 200,000.00             | 2,910,776.71        |                        |                            | 2,178,583.78       | 631,937.13      | 119,059.87              | 3,110,776.71     | 2,929,580.78          |
| Cranbury Twp          | 3    | 12,000.00              | 36,447.49           |                        |                            | 20,310.00          | 10,990.00       | 15,100.00               | 3,447.49         | 46,400.00             |
| East Brunswick Twp    | 3    | 16,596.58              | 579,897.34          |                        |                            | 393,643.05         | 131,953.53      |                         | 596,493.92       | 525,596.58            |
| East Brunswick Twp    | 9    | 880.00                 | 80,306.55           |                        |                            | 43,105.00          | 6,375.00        | 6,630.81                | 81,186.55        | 56,110.81             |
| Edison Twp            | 3    | 111,000.00             | 642,923.90          |                        |                            | 652,119.25         | 66,617.33       | 30,350.00               | 753,923.90       | 749,086.58            |
| Highland Park Boro    | 5    | 2,091.05               | 324,487.53          |                        |                            | 306,903.55         | 6,753.75        | 3,000.00                | 326,578.58       | 316,657.30            |
| Metuchen Boro         | 9    | 1,970.50               | 66,145.62           |                        |                            | 34,645.50          | 17,347.71       | 3,000.00                | 68,116.12        | 54,993.21             |
| M Middlesex Boro      | 9    | 5,354.00               | 47,640.37           |                        |                            | 27,100.00          | 24,254.00       |                         | 52,994.37        | 51,354.00             |
| I Milltown Boro       | 3    |                        | 108,787.13          |                        |                            | 84,940.00          |                 | 12,000.00               | 108,787.13       | 96,940.00             |
| D Milltown Boro       | 7    | 24,000.00              | 671,204.38          |                        | 154,000.00                 | 442,650.00         | 7,575.00        | 30,000.00               | 695,204.38       | 634,225.00            |
| D New Brunswick City  | 3    | 29,400.00              | 960,216.11          |                        |                            | 725,784.50         | 123,965.50      | 106,850.00              | 989,616.11       | 956,600.00            |
| L North Brunswick Twp | 3    |                        | 337,204.34          | 74,492.45              |                            | 230,188.07         | 177,508.72      | 4,000.00                | 411,696.79       | 411,696.79            |
| E North Brunswick Twp | 4    | 9,700.00               | 266,974.94          |                        | 6,000.00                   | 263,200.00         |                 |                         | 276,674.94       | 269,200.00            |
| S Perth Amboy City    | 3    | 162,625.70             | 918,586.30          |                        |                            | 606,839.30         | 121,471.04      | 266,304.67              | 1,081,212.00     | 994,615.01            |
| E Piscataway Twp      | 4    | 62,639.06              | 760,662.18          |                        |                            | 232,658.06         | 404,981.00      | 50,000.00               | 823,501.24       | 687,639.06            |
| X Sayreville Boro     | 3    | 136,902.02             | 616,686.84          |                        |                            | 361,000.00         | 264,127.02      | 88,000.00               | 753,588.86       | 713,127.02            |
| South Amboy City      | 3    | 5,000.00               | 153,603.94          |                        |                            | 151,253.00         | 5,057.00        |                         | 158,603.94       | 156,310.00            |
| South Plainfield Boro | 4    | 71,000.00              | 506,130.09          |                        |                            | 258,183.80         | 261,218.74      | 2,000.00                | 577,130.09       | 521,402.54            |
| South River Boro      | 3    | 32,841.81              | 151,607.88          |                        | 4,500.00                   | 96,938.76          | 36,453.05       | 12,950.00               | 184,449.69       | 150,841.81            |
| South River Boro      | 4    | 3,097.53               | 28,000.00           |                        |                            | 27,897.53          |                 |                         | 31,097.53        | 27,897.53             |
| South River Boro      | 7    | 80,000.00              | 908,786.74          |                        | 225,500.00                 | 547,800.00         | 66,314.70       | 35,050.00               | 988,786.74       | 874,664.70            |
| Spotswood Boro        | 5    |                        | 255,504.70          |                        |                            | 133,950.00         | 112,650.00      | 5,000.00                | 255,504.70       | 251,600.00            |



TABLE 14: FINANCES OF MUNICIPALLY OPERATED UTILITIES

Utility Type Codes: 1-Airport 2-Beach 3-Water 4-Sewer 5-Water &amp; Sewer 6-Harbor 7-Electric 8-Parking 9-Swimming Pool

|   | TYPE                     | SURPLUS<br>ANTICIPATED | OPERATING<br>INCOME | FROM PROPERTY<br>TAXES | SURPLUS TO<br>MUNICIPALITY | OPERATING<br>COSTS | DEBT<br>SERVICE | CAPITAL<br>IMPROVEMENTS | TOTAL<br>REVENUE | TOTAL<br>EXPENDITURES |
|---|--------------------------|------------------------|---------------------|------------------------|----------------------------|--------------------|-----------------|-------------------------|------------------|-----------------------|
|   | Woodbridge Twp           | 3                      |                     | 2,093.00               | 3,770.00                   | 5,863.00           |                 |                         | 5,863.00         | 5,863.00              |
|   | Allenhurst Boro          | 5                      | 17,200.00           | 45,227.90              | 5,000.00                   | 39,152.27          |                 | 1,000.00                | 62,427.90        | 45,152.27             |
|   | Allentown Boro           | 3                      | 3,200.00            | 22,833.39              |                            | 15,900.00          | 3,243.84        | 6,000.00                | 26,033.39        | 25,143.84             |
|   | Allentown Boro           | 4                      | 31,800.00           | 29,550.00              | 42,098.20                  | 98,879.11          | 15,616.35       | 5,000.00                | 103,448.20       | 119,495.46            |
|   | Asbury Park City         | 2                      | 25,000.00           | 828,476.97             | 214,800.72                 | 570,499.28         |                 | 25,000.00               | 853,476.97       | 810,300.00            |
|   | Asbury Park City         | 3                      |                     | 189,306.50             |                            | 156,134.02         | 18,910.00       | 16,766.24               | 189,306.50       | 191,810.26            |
|   | Atlantic Highlands Boro  | 5                      | 14,000.00           | 158,079.22             |                            | 96,500.00          | 26,500.00       | 33,000.00               | 172,079.22       | 156,000.00            |
|   | Atlantic Highlands Boro  | 6                      | 9,800.00            | 245,519.37             |                            | 99,500.00          | 11,300.00       | 30,000.00               | 255,319.37       | 140,800.00            |
|   | Avon-By-The-Sea Boro     | 3                      | 1,870.77            | 37,414.32              |                            | 33,600.00          | 2,503.77        |                         | 39,285.09        | 36,103.77             |
|   | Belmar Boro              | 5                      |                     | 208,492.53             |                            | 165,000.00         | 13,663.04       | 8,000.00                | 208,492.53       | 186,663.04            |
|   | Brielle Boro             | 3                      | 2,122.91            | 68,555.12              |                            | 34,550.00          | 24,072.91       | 5,000.00                | 70,678.03        | 63,622.91             |
|   | Englishtown Boro         | 3                      | 4,176.80            | 46,721.20              |                            | 31,011.05          | 12,978.75       | 987.00                  | 50,898.00        | 44,976.80             |
|   | Farmingdale Boro         | 3                      | 15,770.83           | 33,878.12              |                            | 17,700.00          | 10,170.83       | 25,000.00               | 49,648.95        | 52,870.83             |
| M | Freehold Boro            | 5                      | 74,000.00           | 374,172.87             |                            | 254,639.00         | 58,000.00       | 50,500.00               | 448,172.87       | 363,139.00            |
| O | Freehold Twp             | 3                      | 4,800.00            | 171,890.47             |                            | 74,000.00          | 87,600.00       | 10,000.00               | 176,690.47       | 171,600.00            |
| N | Highlands Boro           | 5                      | 15,500.00           | 90,566.95              |                            | 78,800.00          | 16,700.00       | 4,000.00                | 106,066.95       | 99,500.00             |
| M | Keansburg Boro           | 5                      | 40,000.00           | 259,218.35             |                            | 247,947.24         | 71,796.29       | 14,000.00               | 299,218.35       | 333,743.53            |
| O | Keyport Boro             | 3                      |                     | 98,137.64              |                            | 93,187.50          | 12,160.77       |                         | 98,137.64        | 105,348.27            |
| U | Manasquan Boro           | 5                      | 53,563.40           | 111,810.19             |                            | 111,755.09         | 11,687.40       | 42,000.00               | 165,373.59       | 165,442.49            |
| T | Matawan Boro             | 5                      | 32,280.30           | 273,407.32             |                            | 199,101.30         | 86,905.79       |                         | 305,687.62       | 286,007.09            |
| H | Matawan Twp              | 3                      | 20,000.00           | 134,586.65             |                            | 74,250.00          | 30,465.35       | 16,784.65               | 154,586.65       | 121,500.00            |
|   | Neptune Twp              | 4                      | 3,863.70            | 340,745.89             | 15,645.44                  | 191,050.70         | 172,979.00      |                         | 360,255.03       | 364,029.70            |
|   | Neptune City Boro        | 4                      |                     | 13,299.09              | 7,833.28                   | 14,737.49          | 6,844.88        | 1,750.00                | 21,132.37        | 23,332.37             |
|   | Oceanport Boro           | 3                      |                     | 41,901.92              |                            | 26,926.56          |                 | 14,965.50               | 41,901.92        | 41,892.06             |
|   | Red Bank Boro            | 5                      |                     | 471,084.41             |                            | 277,700.00         | 48,000.00       | 29,000.00               | 471,084.41       | 354,700.00            |
|   | Roosevelt Boro           | 5                      |                     | 26,400.24              |                            | 23,037.50          | 2,962.50        |                         | 26,400.24        | 26,000.00             |
|   | Sea Girt Boro            | 3                      | 2,467.00            | 66,394.12              |                            | 35,652.00          | 22,215.00       |                         | 68,861.12        | 57,867.00             |
|   | South Belmar Boro        | 5                      | 5,650.00            | 51,123.11              |                            | 48,950.00          |                 |                         | 56,773.11        | 48,950.00             |
|   | Spring Lake Boro         | 3                      | 2,569.06            | 102,828.75             |                            | 75,472.42          | 15,669.06       | 21,127.58               | 105,397.81       | 112,269.06            |
|   | Spring Lake Heights Boro | 5                      | 16,304.70           | 197,029.79             |                            | 77,286.00          | 81,618.70       | 5,000.00                | 213,334.49       | 168,904.70            |
|   | Union Beach Boro         | 3                      |                     | 100,636.58             |                            | 86,700.00          | 2,300.00        |                         | 100,636.58       | 89,000.00             |
|   | Wall Twp                 | 5                      |                     | 312,822.82             |                            | 145,924.00         | 98,524.13       | 132,500.00              | 312,822.82       | 376,948.13            |
|   | Boonton Town             | 3                      | 28,468.16           | 267,615.11             |                            | 169,912.42         | 32,842.84       | 84,595.00               | 296,083.27       | 287,350.25            |
|   | Butler Boro              | 3                      | 38,967.31           | 271,971.06             |                            | 193,090.22         | 83,277.09       | 7,000.00                | 310,938.37       | 283,367.31            |
|   | Butler Boro              | 7                      |                     | 1,364,677.30           | 93,532.42                  | 1,050,526.83       | 13,127.58       | 95,000.00               | 1,364,677.30     | 1,252,186.83          |
|   | Chatham Boro             | 3                      | 25,000.00           | 150,513.77             |                            | 122,450.00         | 13,575.00       | 22,400.00               | 175,513.77       | 158,425.00            |
| M | Chatham Twp              | 9                      |                     | 39,019.59              |                            | 21,590.83          | 5,835.94        |                         | 39,019.59        | 27,426.77             |
| O | Denville Twp             | 3                      | 18,300.00           | 210,416.54             |                            | 156,617.75         | 20,847.25       | 43,095.00               | 228,716.54       | 220,560.00            |
| R | Denville Twp             | 4                      | 10,000.00           | 200,137.33             |                            | 73,399.40          | 119,700.00      | 19,300.00               | 210,137.33       | 212,399.40            |
| I | Dover Town               | 3                      |                     | 358,099.35             |                            | 186,149.53         | 46,420.00       | 44,300.00               | 358,099.35       | 276,869.53            |
| S | Dover Town               | 8                      |                     | 80,057.51              |                            | 34,800.00          | 31,357.17       | 8,000.00                | 80,057.51        | 74,157.17             |
|   | East Hanover Twp         | 3                      | 85,681.50           | 83,487.62              |                            | 36,000.00          | 136,581.25      |                         | 169,169.12       | 172,581.25            |
|   | Florham Park Boro        | 3                      | 40,000.00           | 128,101.37             |                            | 71,411.00          | 65,713.75       | 18,169.50               | 168,101.37       | 155,294.25            |
|   | Florham Park Boro        | 9                      |                     | 59,453.78              |                            | 25,690.00          | 22,959.86       | 1,740.52                | 59,453.78        | 50,390.38             |
|   | Hanover Twp              | 9                      | 12,095.84           | 59,691.76              |                            | 33,325.00          | 26,770.84       | 10,000.00               | 71,787.60        | 70,095.84             |
|   | Kinnelon Boro            | 3                      |                     | 3,296.78               |                            | 2,800.00           |                 | 2,500.00                | 3,296.78         | 5,300.00              |

Utility Type Codes: 1-Airport 2-Beach 3-Water 4-Sewer 5-Water & Sewer 6-Harbor 7-Electric 8-Parking 9-Swimming Pool

20

TABLE 14: FINANCES OF MUNICIPALLY OPERATED UTILITIES

Utility Type Codes: 1-Airport 2-Beach 3-Water 4-Sewer 5-Water &amp; Sewer 6-Harbor 7-Electric 8-Parking 9-Swimming Pool

|            |                        | TYPE | SURPLUS<br>ANTICIPATED | OPERATING FROM PROPERTY<br>INCOME TAXES | SURPLUS TO<br>MUNICIPALITY | OPERATING<br>COSTS | DEBT<br>SERVICE | CAPITAL<br>IMPROVEMENTS | TOTAL<br>REVENUE | TOTAL<br>EXPENDITURES |
|------------|------------------------|------|------------------------|---|----------------------------|--------------------|-----------------|-------------------------|------------------|-----------------------|
| P          | Hawthorne Boro         | 3    | 60,000.00              | 302,328.50                              |                            | 252,455.00         |                 | 85,000.00               | 362,328.50       | 337,455.00            |
| A          | Ringwood Boro          | 3    |                        |   |                            | 12,025.00          | 5,850.00        |                         |                  | 17,875.00             |
| S          | Totowa Boro            | 3    |                        | 216,003.44                              | 4,922.60                   | 173,617.40         | 17,660.00       |                         | 216,003.44       | 196,200.00            |
| S          | Wanaque Boro           | 3    |                        | 134,252.85                              | 26,300.00                  | 51,400.00          | 100.00          | 11,000.00               | 134,252.85       | 88,800.00             |
| A          | Wanaque Boro           | 4    | 83,000.00              | 32,019.36                               |                            | 122,075.33         | 6,984.17        | 5,000.00                | 115,019.36       | 134,059.50            |
| I          | Wayne Twp              | 3    | 62,758.38              | 875,843.35                              |                            | 598,544.00         | 213,497.88      | 15,200.00               | 938,601.73       | 827,241.88            |
| C          | Wayne Twp              | 4    | 121,222.40             | 904,128.65                              |                            | 489,287.14         | 517,025.26      | 44,000.00               | 1,025,351.05     | 1,050,312.40          |
|            | West Paterson Boro     | 3    |                        | 91,981.21                               | 9,294.65                   | 66,516.35          | 744.00          | 6,000.00                | 91,981.21        | 82,555.00             |
| S          | Elmer Boro             | 3    | 3,700.00               | 16,533.91                               |                            | 7,200.00           | 6,551.91        | 3,100.00                | 20,233.91        | 16,851.91             |
| A          | Oldmans Twp            | 3    |                        | 1,075.00                                | 2,749.97                   | 3,821.97           | 2,656.33        |                         | 3,824.97         | 6,478.30              |
| L          | Pennsville Twp         | 3    | 265.00                 | 145,628.80                              | 43,093.80                  | 89,600.00          | 40,795.00       | 59,000.00               | 188,987.60       | 189,395.00            |
| E          | Salem City             | 5    | 12,756.45              | 190,728.57                              |                            | 167,115.45         | 77,650.00       | 13,991.00               | 203,485.02       | 258,756.45            |
| M          | Woodstown Boro         | 3    | 5,450.00               | 41,311.69                               |                            | 22,432.07          |                 | 17,438.57               | 46,761.69        | 39,870.64             |
| S          | Branchburg Twp         | 4    | 800.00                 | 6,867.32                                |                            | 7,750.00           |                 |                         | 7,667.32         | 7,750.00              |
| O          | Franklin Twp           | 3    | 59,000.00              | 336,464.32                              |                            | 209,258.00         | 64,044.46       | 67,000.00               | 395,464.32       | 340,302.46            |
| M          | Green Brook Twp        | 4    | 37,360.00              | 76,383.15                               |                            | 28,797.00          | 42,360.00       | 5,000.00                | 113,743.15       | 76,157.00             |
| E          | Manville Boro          | 3    |                        | 140,671.25                              |                            | 82,800.00          | 33,000.00       | 11,550.00               | 140,671.25       | 127,350.00            |
| R          | Peapack-Gladstone Boro | 3    | 35,752.43              | 46,896.32                               |                            | 77,752.43          |                 | 10,500.00               | 82,648.75        | 88,252.43             |
| S          | Peapack-Gladstone Boro | 4    |                        | 53,004.45                               | 25,000.00                  | 35,361.94          | 42,251.25       | 1,000.00                | 78,004.45        | 78,613.19             |
| E          | Rocky Hill Boro        | 3    | 2,050.00               | 9,115.30                                |                            | 10,550.00          |                 | 2,500.00                | 11,165.30        | 13,050.00             |
| T          | Warren Twp             | 4    | 51,200.00              | 54,222.03                               |                            | 79,677.50          | 9,022.50        | 38,500.00               | 105,422.03       | 127,200.00            |
|            | Andover Boro           | 3    | 2,259.32               | 8,621.49                                |                            | 7,589.32           | 927.50          | 2,000.00                | 10,880.81        | 10,516.82             |
|            | Branchville Boro       | 3    | 3,658.92               | 14,419.60                               | 1,620.04                   | 19,628.01          |                 | 1,000.00                | 19,698.56        | 20,628.01             |
| S          | Franklin Boro          | 3    |                        |   |                            | 3,000.00           |                 |                         | 3,000.00         | 3,000.00              |
| U          | Franklin Boro          | 5    | 8,500.00               | 68,383.94                               |                            | 45,937.50          | 12,125.00       | 2,000.00                | 76,883.94        | 60,062.50             |
| S          | Hamburg Boro           | 3    | 11,600.00              | 32,728.36                               |                            | 40,250.00          |                 | 2,000.00                | 44,328.36        | 42,250.00             |
| S          | Newton Town            | 5    | 4,207.61               | 176,698.27                              |                            | 91,316.84          | 59,205.51       | 20,200.00               | 180,905.88       | 170,722.35            |
| E          | Ogdensburg Boro        | 3    | 15,000.00              | 27,497.17                               | 5,119.95                   | 17,880.05          | 19,000.00       |                         | 42,497.17        | 42,000.00             |
| X          | Stanhope Boro          | 3    |                        | 30,566.75                               |                            | 29,218.00          |                 | 2,282.00                | 30,566.75        | 31,500.00             |
|            | Stanhope Boro          | 4    |                        | 26,949.15                               | 11,317.80                  | 12,840.00          | 32,058.63       |                         | 38,266.95        | 44,898.63             |
|            | Sussex Boro            | 5    | 15,956.67              | 58,459.39                               |                            | 46,805.07          | 27,800.00       | 2,000.00                | 74,416.06        | 76,605.07             |
|            | Cranford Twp           | 9    | 54,400.00              | 123,681.03                              |                            | 79,972.50          | 44,303.13       | 41,000.00               | 178,081.03       | 165,275.63            |
| U          | Elizabeth City         | 3    | 180,000.00             | 1,834,819.13                            |                            | 1,221,723.78       | 153,795.00      | 210,835.16              | 2,014,819.13     | 1,586,353.94          |
| N          | Hillside Twp           | 9    | 8,700.00               | 76,815.83                               |                            | 62,600.00          | 24,000.00       |                         | 85,515.83        | 86,600.00             |
| I          | Mountainside Boro      | 9    | 14,700.00              | 70,242.50                               |                            | 53,975.00          | 21,725.00       | 8,000.00                | 84,942.50        | 83,700.00             |
| O          | Rahway City            | 3    | 26,700.00              | 719,094.35                              |                            | 481,272.25         | 12,971.75       | 82,200.00               | 745,794.35       | 576,444.00            |
| N          | Springfield Twp        | 9    | 16,000.00              | 126,215.02                              |                            | 79,600.00          | 38,480.00       | 10,000.00               | 142,215.02       | 128,080.00            |
|            | Westfield Town         | 9    | 17,000.00              | 21,883.00                               |                            |                    |                 |                         | 38,883.00        |                       |
| W          | Alpha Boro             | 3    | 11,860.00              | 34,938.35                               |                            | 26,230.27          | 10,400.00       | 10,000.00               | 46,798.35        | 46,630.27             |
| N          | Lopatcong Twp          | 4    |                        | 53,169.50                               |                            | 31,912.40          | 14,000.00       |                         | 53,169.50        | 45,912.40             |
| Total 1969 |                        |      | 9,554,256.45           | 86,658,152.76                           | 1,004,858.96               | 1,945,306.53       | 61,327,527.64   | 19,412,298.58           | 8,344,950.62     | 97,217,268.17         |
| Total 1968 |                        |      | 8,782,962.66           | 82,942,860.26                           | 973,857.90                 | 1,795,392.39       | 55,875,692.91   | 18,263,720.28           | 7,318,105.63     | 92,699,680.82         |
| Total 1967 |                        |      | 9,809,987.03           | 71,973,088.40                           | 1,311,830.30               | 1,946,277.44       | 51,583,494.09   | 16,972,961.19           | 6,414,645.23     | 83,094,906.73         |
| Total 1966 |                        |      | 8,938,243.64           | 66,200,447.46                           | 1,207,304.22               | 2,095,782.50       | 48,076,752.50   | 14,591,976.43           | 6,765,434.72     | 76,345,995.14         |
| Total 1965 |                        |      | 6,209,720.16           | 62,128,601.20                           | 1,324,737.22               | 2,275,962.60       | 43,443,323.51   | 12,781,817.67           | 6,840,121.40     | 69,663,058.58         |
| Total 1964 |                        |      | 5,927,632.90           | 60,860,816.03                           | 1,235,138.18               | 2,084,930.91       | 39,894,909.05   | 12,362,164.46           | 6,361,437.25     | 68,023,587.04         |
| Total 1963 |                        |      | 5,171,644.58           | 57,492,308.79                           | 1,232,530.91               | 1,917,735.55       | 37,825,065.08   | 12,365,024.14           | 5,561,450.53     | 63,896,484.28         |

TRENDS IN EXPENDITURES 1960 - 1968

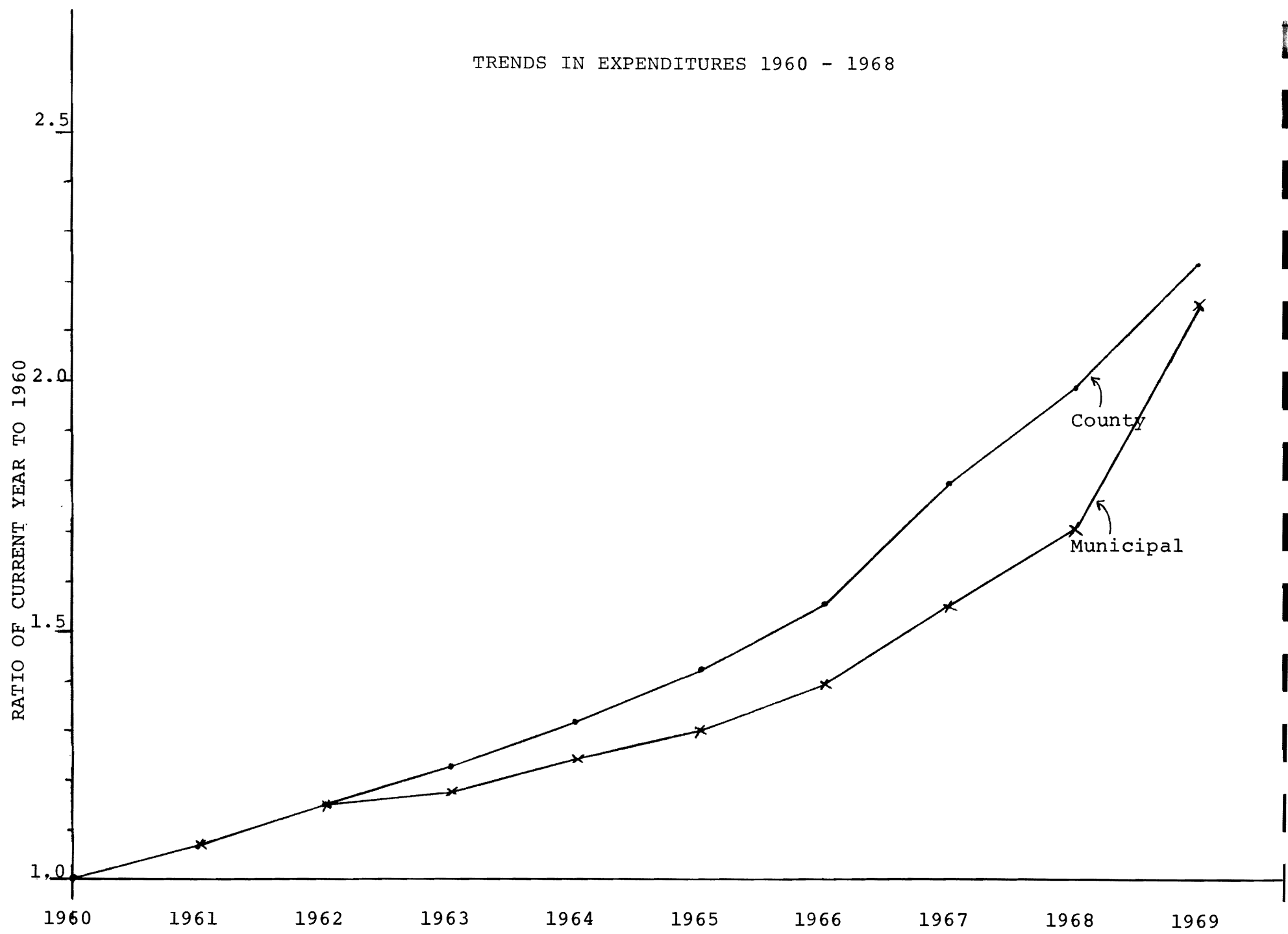


TABLE 6

## SUMMARY OF 1968 AND 1969 EXPENDITURES

|  | COUNTY<br>1968 | COUNTY<br>1969 | MUNICIPAL<br>1968 | MUNICIPAL<br>1969 | TOTAL<br>1968   | TOTAL<br>1969   |
|--|----------------|----------------|-------------------|-------------------|-----------------|-----------------|
| GENERAL GOVERNMENT                     | \$ 31,177,215  | \$ 34,716,489  | \$ 85,938,187     | \$ 96,188,226     | \$ 117,115,402  | \$ 130,904,715  |
| JUDICIARY                              | 36,228,459     | 39,777,938     | 5,827,478         | 6,732,185         | 42,055,937      | 46,510,123      |
| PUBLIC SAFETY                          | 21,495,689     | 24,940,946     | 225,314,313       | 256,008,158       | 246,810,002     | 280,949,104     |
| PUBLIC WORKS                           | 46,732,600     | 45,407,381     | 175,282,025       | 175,401,793       | 222,014,625     | 220,809,174     |
| HEALTH AND WELFARE                     | 173,782,323    | 181,295,702    | 53,098,724        | 50,950,034        | 226,881,048     | 232,245,736     |
| RECREATION AND CONSERVATION            | 13,428,123     | 15,926,164     | 27,762,607        | 31,705,299        | 41,190,730      | 47,631,463      |
| EDUCATION                              | 15,786,201     | 21,208,768     | 29,137,495        | 32,759,327        | 44,923,696      | 53,968,095      |
| STATUTORY EXPENDITURES                 | 22,108,030     | 25,540,399     | 64,384,780        | 74,660,857        | 86,492,811      | 100,201,256     |
| TOTAL COUNTY FUNCTIONS                 | 360,738,641    | 388,813,787    |                   |                   |                 |                 |
| TOTAL MUNICIPAL FUNCTIONS              |                |                | 666,745,609       | 724,405,879       | 1,027,484,249   | 1,113,219,666   |
| CAPITAL IMPROVEMENTS                   | 4,089,284      | 9,320,722      | 15,290,246        | 38,370,841        | 19,379,530      | 47,691,563      |
| DEBT SERVICE                           |                |                |                   |                   |                 |                 |
| Principal Payments                     | 15,820,539     | 17,449,173     | 40,167,834        | 41,959,576        | 55,988,373      | 59,408,749      |
| Interest Payments                      | 7,943,747      | 10,321,269     | 23,721,436        | 27,399,372        | 31,665,183      | 37,720,641      |
| Other Debt Administration              | 82,017         | -----          | 55,924            | 24,021,320        | 137,941         | 24,021,320      |
| DEFERRED CHARGES                       | 8,217,138      | 5,713,124      | 21,130,569        | 23,240,070        | 29,347,707      | 28,953,194      |
| SCHOOL, COUNTY, SPECIAL DISTRICT TAXES |                |                | 1,152,136,658     | 1,306,356,427     | 1,152,136,658   | 1,306,356,427   |
| RESERVE FOR UNCOLLECTED TAXES          | ----           | 6,800          | 114,743,030       | 121,621,456       | 114,743,030     | 121,628,256     |
| TOTAL EXPENDITURES                     | \$396,891,367  | \$431,624,875  | \$2,033,991,306   | \$2,283,353,621   | \$2,430,882,673 | \$2,714,978,496 |

0000

Population 1960 6,066,782  
Population 1969 7,283,440

## SUMMARY OF COUNTY DATA SHEETS

## PER CAPITA:

Gross Debt 58.79  
Net Debt 57.78  
Debt Service 3.81  
Total Tax Levy 45.66  
County Functions: 59.26

## PER CENT:

Gross Debt 0.92  
Net Debt 0.91

| 1969 EXPENDITURES                    |               | 1969 EXPENDITURES (cont'd.)          |                | 1969 REVENUES REALIZED           |                |
|--------------------------------------|---------------|--------------------------------------|----------------|----------------------------------|----------------|
| <b>GENERAL GOVERNMENT</b>            |               | <b>EDUCATION (excluding schools)</b> |                | <b>1969 Property Taxes</b>       |                |
| Governing Body and Public Boards     | 3,228,655.22  | County Superintendent of Schools     | 736,909.86     | Collateral Inheritance Tax       | 332,532,189.92 |
| Clerk (County and Register)          | 5,864,156.89  | Vocational Schools                   | 10,624,677.22  | Financial Business Tax           | 2,950,493.78   |
| Financial Administration             | 6,192,358.34  | County College                       | 7,003,210.12   | Franchise Tax                    | 786,413.68     |
| Board of Taxation: Tax Assessment    | 1,170,571.40  | County Extension Services            | 1,386,212.24   | Bank Stock Tax                   | 668,838.51     |
| Planning, Housing, Development       | 2,452,820.10  | Libraries                            | 65,000.00      | Other Miscellaneous Tax          | 3,495,651.81   |
| Human Resources                      | 642,585.71    | Other Educational Services           | 1,392,759.00   | State Aid Revenues               | 9,375.00       |
| Elections                            | 6,545,217.82  | <b>STATUTORY EXPENDITURES</b>        |                | Federal Aid Revenues             | 26,190,157.89  |
| Other General Administration         | 7,574,275.34  | Pensions & F.I.C.A.                  | 21,580,150.92  | Institutional Revenues           | 1,018,705.15   |
| <b>JUDICIARY</b>                     |               | Employee Fringe Benefits             | 3,960,248.17   | Courts                           | 29,438,128.99  |
| County Courts                        | 12,144,141.56 | Other Statutory Expenditures         |                | County Clerk & Register          | 2,468,133.76   |
| District Courts                      | 3,515,543.65  |                                      |                | Surrogate                        | 8,004,627.32   |
| Juvenile Courts                      | 1,532,177.04  |                                      |                | Sheriff                          | 1,680,207.37   |
| Superior Court                       | 67,381.50     | <b>COUNTY FUNCTIONS</b>              | 388,813,787.46 | Other Miscellaneous Revenues     | 2,237,964.63   |
| Jury Commission                      | 3,141,583.40  | CAPITAL IMPROVEMENTS                 | 9,320,722.04   | 1969 REVENUES                    | 15,335,449.06  |
| Law Library                          | 206,010.11    | DEBT SERVICE                         |                | Prior Years Surplus Appropriated | 426,816,336.87 |
| Prosecutor's Office                  | 7,761,377.09  | Principal Payments                   | 17,449,173.28  | <b>BUDGET REVENUES</b>           | 23,121,610.03  |
| Surrogate's Office                   | 1,821,919.39  | Interest Payments                    | 10,321,268.82  |                                  |                |
| Probation Office                     | 8,322,922.23  |                                      |                |                                  |                |
| Other Judicial                       | 1,234,482.01  | <b>DEFERRED CHARGES</b>              | 5,713,124.19   |                                  |                |
| <b>PUBLIC SAFETY</b>                 |               | <b>RESERVE FOR UNCOLLECTED TAXES</b> | 6,800.00       |                                  |                |
| Police                               | 3,151,222.54  | <b>EXPENDITURES</b>                  |                |                                  |                |
| Sheriff's Office                     | 4,630,442.11  |                                      |                |                                  |                |
| Civil Defense & Disaster Control     | 575,555.15    |                                      |                |                                  |                |
| Environmental Inspection & Control   | 3,000.00      |                                      |                |                                  |                |
| Weights & Measures                   | 656,675.48    |                                      |                |                                  |                |
| Correctional & Penal                 | 15,436,340.00 |                                      |                |                                  |                |
| Other Public Safety                  | 461,706.47    |                                      |                |                                  |                |
| <b>PUBLIC WORKS</b>                  |               |                                      |                |                                  |                |
| Roads & Bridges, Streets, Drainage   | 155,294.55    |                                      |                |                                  |                |
| State Aid Motor Vehicle Fund         | 8,505,543.21  |                                      |                |                                  |                |
| County Funds                         | 23,170,563.22 |                                      |                |                                  |                |
| Other Roads & Bridges                | 371,037.41    |                                      |                |                                  |                |
| Public Bldgs. & Grounds              | 11,905,662.46 |                                      |                |                                  |                |
| Other Public Works                   | 1,255,280.00  |                                      |                |                                  |                |
| <b>HEALTH &amp; WELFARE</b>          |               |                                      |                |                                  |                |
| County Health Department             | 3,805,447.22  |                                      |                |                                  |                |
| Mental Health Activities             | 45,804,016.55 |                                      |                |                                  |                |
| Tubercular Patient Care              | 6,516,396.21  |                                      |                |                                  |                |
| County Hospitals, Homes              | 44,632,655.51 |                                      |                |                                  |                |
| County Aid to Hospitals              | 8,528,565.87  |                                      |                |                                  |                |
| Health Clinics                       | 883,355.87    |                                      |                |                                  |                |
| Mosquito Extermination               | 4,535,652.57  |                                      |                |                                  |                |
| Health Services Except Environmental | 1,954,900.08  |                                      |                |                                  |                |
| County Welfare Board - Welfare       | 52,506,645.93 |                                      |                |                                  |                |
| Child Welfare                        | 6,350,558.60  |                                      |                |                                  |                |
| Other Welfare Services               | 1,373,014.50  |                                      |                |                                  |                |
| <b>RECREATION AND CONSERVATION</b>   |               |                                      |                |                                  |                |
| Parks, Playgrounds, Shade Trees      | 15,830,624.02 |                                      |                |                                  |                |
| Land Reclamation & Conservation      | 16,150.00     |                                      |                |                                  |                |
| Other Recreational Services          | 75,390.00     |                                      |                |                                  |                |

## SUMMARY OF MUNICIPAL DATA SHEETS

State Equalized Value 48,573,641,074

State Equalized  
General Tax Rate: 3.52

## PER CAPITA:

Gross Debt 346.25  
Net Debt 107.95  
Debt Service 9.52  
Total Tax Levy 234.23  
Municipal Expenditures 134.14

## PER CENT:

Gross Debt 5.43  
Net Debt 1.69  
Tax Levy Collected 94.59  
Tax Levy Cancelled, Abated  
or Adjusted .66

| 1969 EXPENDITURES                      |                         | 1969 REVENUES                                     |                               | 1969 PROPERTY TAX                          |                       |
|--|-------------------------|---|-------------------------------|--|-----------------------|
| <b>GENERAL GOVERNMENT</b>              |                         |   |                               | <b>STATE EQUALIZED TAX RATE</b>            |                       |
| Governing Body & Public Boards         | 3,218,469.54            | 1969 — Property Taxes Collected                   | 1,615,192,973.97              | Local District School Taxes                | 1.65 803,474,674.67   |
| Municipal Clerk                        | 2,859,229.31            | 1969 Payments in Lieu of Taxes                    | 4,564,715.34                  | Regional & Consolidated School Tax         | .27 132,650,142.35    |
| Financial Administration               | 22,114,860.97           | Delinquent Tax & Lien Collections                 | 65,385,258.50                 | School Taxes in Municipal Budget           | .04 20,547,524.62     |
| Assessment of Taxes                    | 10,423,579.59           | Business Personalty Replacement Taxes             | 106,749,702.57                | County Taxes                               | .68 332,532,189.92    |
| Collection of Taxes                    | 10,189,818.61           | Taxes from Public Utilities                       | 131,762,008.07                | County Library Taxes                       | .01 2,879,040.55      |
| Planning, Housing & Development        | 6,942,680.37            | Other Miscellaneous Tax Revenues                  | 10,651,679.56                 | Local Municipal Purpose Taxes              | .79 384,595,821.21    |
| Human Resources                        | 744,499.49              | State Aid Revenues                                | 55,541,350.78                 | Veteran & Senior Citizen Taxes             | .07 33,864,716.00     |
| Elections                              | 1,284,018.87            | Federal Aid Revenues                              | 2,548,853.72                  | Total Taxes for Rate Computation           | 3.51 1,710,544,109.32 |
| General Administration (other)         | 38,411,069.53           | Sale of Acquired Property                         | 5,403,206.55                  | Special District Taxes                     |                       |
| <b>JUDICIARY</b>                       |                         | Other Miscellaneous Revenues                      | 109,767,789.56                | Bank Stock Taxes                           | 5,697,806.88          |
| Municipal Courts                       | 6,732,185.34            | 1969 Revenues                                     | Total 2,107,567,538.62        | Added and Omitted Taxes                    | 3,495,651.76          |
| <b>PUBLIC SAFETY</b>                   |                         | Prior Years Surplus Appropriated                  | 117,842,960.97                | Total Taxes Levied - ABSTRACT              | 20,158,864.89         |
| Fire Protection                        | 82,781,075.26           | <b>REVENUES</b>                                   | <b>TOTAL 2,225,411,499.59</b> | <b>TOTAL TAXES BILLED</b>                  | 1,706,031,716.85      |
| Police Protection                      | 162,163,557.08          |   |                               | <b>1969 TAXES COLLECTED</b>                | 1,707,613,185.66      |
| Civil Defense & Disaster Control       | 1,378,641.47            | <b>1969 REAL PROPERTY VALUATIONS</b>              |                               | 1969 Taxes Cancelled, Abated or Adjusted   | 1,615,192,973.97      |
| Environmental Inspection & Control     | 8,521,294.59            | Code Class # of Parcels %VAL'N                    | ASSESSED VALUATION            | Transfer to Tax Title Liens or Foreclosed  | 11,344,627.40         |
| Other Public Safety                    | 1,164,089.14            | 1 Vacant Land                                     |                               | Balance Outstanding Dec. 31, 1969          | 6,476,254.71          |
| <b>PUBLIC WORKS</b>                    |                         | 2 Residential                                     |                               |  | 74,599,329.58         |
| Streets and Drainage                   | 87,961,988.19           | 3 Farm  |                               | <b>PRIOR YEARS TAXES OUTSTANDING</b>       |                       |
| Sewers and Sewage Processing           | 21,652,094.28           | 4a Commercial                                     |                               | Balance January 1, 1969                    | 103,566,023.03        |
| Garbage and Trash Disposal             | 41,063,273.03           | 4b Industrial                                     |                               | Collected in 1969                          | 59,715,416.95         |
| Public Buildings and Grounds           | 21,003,508.14           | 4c Apartments                                     |                               | Cancelled, Abated or Adjusted (1969)       | 8,402,255.59          |
| Other Public Works                     | 3,720,929.80            | Total   |                               | Transfers to Tax Title Liens or Foreclosed | 1,696,539.28          |
| <b>HEALTH and WELFARE</b>              |                         |   |                               | Balance December 31, 1969                  | 33,751,811.21         |
| Health Services Except Environmental   | 17,981,830.65           | <b>CAPITAL DEBT AUTHORIZED, DECEMBER 31, 1969</b> |                               | <b>TAX TITLE LIENS OUTSTANDING</b>         |                       |
| Welfare-Public Assistance              | 8,748,108.82            | ISSUED AND UNISSUED                               | GROSS DEBT NET DEBT           | Balance January 1, 1969                    | 28,408,196.04         |
| Hospitals, Clinics, First Aid          | 15,337,631.71           | School  | 1,500,271,286 148,727,216     | Transfers From Taxes                       | 8,352,582.65          |
| Animal, Insect, & Rodent Control       | 1,131,269.37            | Self-liquidating                                  | 342,657,850 34,578,384        | Redeemed in 1969                           | 5,682,353.77          |
| Other Welfare Services                 | 7,751,193.41            | Other   | 678,926,489 602,914,442       | Cancelled, Abated or Adjusted (1969)       | 121,342.63            |
| <b>RECREATION and CONSERVATION</b>     |                         | Total   | 2,521,855,625 786,220,042     | Transfers to Foreclosed Property           | 429,214.38            |
| Beaches and Boardwalks                 | 3,672,448.58            | ISSUED AND OUTSTANDING                            |                               | Balance December 31, 1969                  | 30,527,867.91         |
| Parks, Playgrounds, Shade Trees        | 17,571,592.32           | School  | 1,196,226,530.61              | <b>PROPERTY ACQUIRED BY DEED OR</b>        |                       |
| Land Reclamation & Conservation        | 322,965.83              | Self-Liquidating                                  | 271,998,348.62                | <b>FORECLOSURE</b>                         |                       |
| Other Recreational Services            | 10,138,292.13           | Other   | 476,994,615.83                | Balance January 1, 1969                    | 57,335,590.14         |
| <b>EDUCATION (excluding schools)</b>   |                         | Total   | 1,945,219,495.06              | Transfers From Taxes or Liens              | 429,634.62            |
| Libraries                              | 21,552,783.67           | <b>EQUALIZED VALUATION BASIS</b>                  |                               | Sale for Cash (1969)                       | 5,679,359.36          |
| Other Educational Services             | 11,206,543.12           | <b>FOR NET DEBT COMPUTATION</b>                   | 46,421,375,301.54             | Cancelled, Abated or Adjusted (1969)       | 150,168.68            |
| <b>STATUTORY EXPENDITURES</b>          |                         | 1969 CAPITAL OUTLAY                               | TOTAL 183,903,550.72          | Balance December 31, 1969                  | 51,935,696.72         |
| Pensions & F.I.C.A.                    | 60,837,558.45           | Beaches and Boardwalks                            | 1,611,241.73                  | <b>CURRENT FINANCES DECEMBER 31, 1969</b>  |                       |
| Employee Fringe Benefits               | 13,823,299.03           | Parks and Playgrounds                             | 11,635,695.64                 | <b>ASSETS</b>                              |                       |
| Other Statutory Expenditures           |                         | Public Buildings and Grounds                      | 37,195,478.32                 | Cash Dec. 31, 1969                         | 372,467,401.93        |
| <b>MUNICIPAL FUNCTIONS</b>             |                         | Vehicular Equipment                               | 6,351,211.44                  | Taxes Receivable                           | 108,351,140.79        |
| <b>CAPITAL IMPROVEMENTS</b>            |                         | Streets, Roads, Sidewalks, Storm Sewers           | 36,342,257.47                 | Tax Title Liens                            | 30,527,867.91         |
| <b>DEBT SERVICE</b>                    |                         | Sewer System                                      | 38,013,284.67                 | Foreclosed Property                        | 51,935,696.72         |
| Principal Payments                     | 41,959,575.74           | Water Service                                     | 12,096,229.03                 | Emergencies & Other Deferred Charges       | 22,726,999.43*        |
| Interest Payments                      | 27,399,371.60           | Other Utilities                                   | 4,482,082.17                  | State Aid Receivable                       | 21,680,230.91         |
| <b>DEFERRED CHARGES</b>                |                         | Hospitals and Clinics                             | 572,884.33                    | Other Receivables                          | 33,348,323.45*        |
| SCHOOL, COUNTY, SPECIAL DISTRICT TAXES | 1,306,356,426.98        | Garbage and Trash Disposal Facilities             | 381,703.19                    | Total                                      | 641,037,661.14        |
| RESERVE FOR UNCOLLECTED TAXES          | 121,621,456.14          | Health Equipment                                  | 4,480.00                      | <b>LIABILITIES</b>                         |                       |
| <b>EXPENDITURES</b>                    |                         | Library and Education Facilities                  | 18,006,103.46                 | Cash Liabilities                           | 215,440,013.78        |
|  |                         | Conservation and Recreation                       | 419,925.22                    | Reserves for Receivables                   | 222,816,635.77        |
|  |                         | Other Expenditures                                | 16,790,974.05                 | Surplus Dec. 31, 1969                      | 202,781,011.59        |
| <b>TOTAL</b>                           | <b>2,283,353,621.28</b> |   |                               | <b>Total</b>                               | <b>641,037,661.14</b> |

\*Some variances between other receivables and  
emergencies exist in the source documents.

TABLE 7

## SUMMARY OF EXPENDITURES AND REVENUES OF ALL MUNICIPALITIES - 1960 to 1969

(THOUSANDS OF DOLLARS)\*

| EXPENDITURES & REVENUES                            | 1960           | 1961           | 1962           | 1963           | 1964             | 1965             | 1966             | 1967             | 1968             | 1969             |
|--|----------------|----------------|----------------|----------------|------------------|------------------|------------------|------------------|------------------|------------------|
| <u>Expenditures</u>                                |                |                |                |                |                  |                  |                  |                  |                  |                  |
| General Government                                 | \$ 55,584      | \$ 61,160      | \$ 64,738      | \$ 69,709      | \$ 73,439        | \$ 78,590        | \$ 85,782        | \$ 96,169        | \$ 116,324       | \$ 123,179       |
| Public Safety                                      | 128,812        | 137,078        | 145,862        | 154,475        | 163,299          | 174,646          | 186,550          | 207,998          | 231,141          | 256,008          |
| Streets and Roads                                  | 52,997         | 60,120         | 59,790         | 63,120         | 66,687           | 69,873           | 74,332           | 78,993           | 93,267           | 91,683           |
| Sanitation   | 39,759         | 43,055         | 44,680         | 46,360         | 47,738           | 48,802           | 52,197           | 57,550           | 61,354           | 62,715           |
| Health and Welfare                                 | 39,036         | 48,845         | 41,747         | 43,380         | 46,071           | 46,902           | 44,352           | 50,887           | 53,099           | 51,695           |
| Recreation   | 15,580         | 16,324         | 17,578         | 17,512         | 18,020           | 19,145           | 20,229           | 22,020           | 27,712           | 31,705           |
| Education (Except Schools)                         | 11,789         | 12,654         | 13,733         | 14,843         | 16,223           | 17,492           | 18,045           | 19,970           | 29,137           | 32,759           |
| Statutory Expenditures                             | 26,657         | 27,513         | 28,803         | 31,914         | 33,417           | 35,050           | 38,836           | 46,225           | 51,811           | 74,661           |
| Unclassified and<br>Contingency                    | 2,610          | 3,271          | 10,280         | 3,186          | 2,359            | 2,539            | 2,361            | 2,629            | 2,900            | ---              |
| Capital Improvements                               | 18,270         | 20,254         | 22,019         | 21,560         | 21,024           | 26,004           | 25,298           | 38,946           | 15,290           | 38,371           |
| Debt Service                                       | 46,651         | 46,784         | 48,670         | 49,898         | 51,612           | 53,230           | 56,689           | 58,296           | 63,945           | 69,359           |
| Deferred Charges                                   | 13,730         | 12,721         | 27,469         | 15,448         | 18,392           | 15,330           | 16,240           | 21,311           | 21,131           | 23,240           |
| Local School, County and<br>Special District Taxes | <u>544,297</u> | <u>594,473</u> | <u>640,782</u> | <u>703,496</u> | <u>772,366</u>   | <u>837,944</u>   | <u>860,366</u>   | <u>990,403</u>   | <u>1,152,137</u> | <u>1,306,356</u> |
| TOTAL  | \$ 995,771     | \$1,076,252    | \$1,166,153    | \$1,234,901    | \$1,330,647      | \$1,425,548      | \$1,481,277      | \$1,691,395      | \$1,919,248      | \$2,161,734      |
| <u>Revenues</u>                                    |                |                |                |                |                  |                  |                  |                  |                  |                  |
| Surplus (prior years)                              | \$ 70,646      | \$ 73,195      | \$ 74,565      | \$ 79,372      | \$ 84,767        | \$ 90,523        | \$ 98,727        | \$ 100,070       | \$ 102,987       | \$ 117,844       |
| Miscellaneous Revenues                             | 142,319        | 152,049        | 170,293        | 178,546        | 189,972          | 204,105          | 218,055          | 234,229          | 291,832          | 371,448          |
| State Aid Revenues                                 | 11,249         | 11,675         | 11,684         | 11,887         | 11,562           | 12,382           | 11,514           | 38,954           | 30,410           | 55,541           |
| Delinquent Taxes and Liens                         | 34,447         | 37,911         | 42,081         | 46,008         | 41,153           | 50,225           | 50,541           | 53,212           | 61,956           | 65,385           |
| Current Tax Collections                            | <u>798,260</u> | <u>851,429</u> | <u>927,151</u> | <u>990,207</u> | <u>1,074,595</u> | <u>1,150,575</u> | <u>1,190,450</u> | <u>1,349,799</u> | <u>1,462,751</u> | <u>1,615,193</u> |
| TOTAL  | \$1,056,921    | \$1,126,260    | \$1,125,774    | \$1,306,020    | \$1,408,050      | \$1,507,810      | \$1,569,287      | \$1,776,264      | \$1,949,936      | \$2,225,411      |

\*Rounded to the nearest thousand.



TABLE 8

## SUMMARY OF EXPENDITURES AND REVENUES OF ALL COUNTIES - 1960 to 1969

(THOUSANDS OF DOLLARS)\*

| EXPENDITURES AND REVENUES     | 1960           | 1961           | 1962           | 1963           | 1964           | 1965           | 1966           | 1967           | 1968           | 1969           |
|-------------------------------|----------------|----------------|----------------|----------------|----------------|----------------|----------------|----------------|----------------|----------------|
| <u>Expenditures</u>           |                |                |                |                |                |                |                |                |                |                |
| General Government            | \$ 19,372      | \$ 21,518      | \$ 21,987      | \$ 22,889      | \$ 26,673      | \$ 28,544      | \$ 31,705      | \$ 35,025      | \$ 37,011      | \$ 46,622      |
| Judiciary                     | 12,538         | 13,745         | 14,939         | 16,109         | 17,143         | 18,521         | 21,239         | 24,432         | 27,161         | 39,778         |
| Regulation                    | 12,910         | 13,750         | 14,380         | 15,657         | 16,025         | 16,644         | 19,073         | 16,600         | 18,017         | 24,941         |
| Roads and Bridges             | 21,200         | 23,582         | 24,390         | 26,159         | 27,538         | 27,786         | 29,318         | 29,725         | 35,318         | 33,502         |
| Charities, Correctional, Etc. | 89,082         | 96,326         | 103,468        | 111,242        | 120,528        | 132,082        | 143,522        | 167,983        | 193,782        | 181,296        |
| Education and Recreation      | 9,856          | 10,254         | 12,302         | 13,649         | 15,302         | 17,601         | 21,163         | 23,591         | 29,214         | 37,135         |
| Statutory Expenditures        | 7,379          | 8,169          | 8,801          | 10,084         | 10,882         | 11,446         | 13,302         | 16,754         | 18,836         | 25,547         |
| Unclassified (incl. cont.)    | 2,749          | 1,946          | 3,270          | 3,401          | 1,673          | 1,841          | 1,856          | 1,442          | 1,400          | ----           |
| Capital Improvements          | 2,307          | 2,670          | 3,462          | 3,827          | 3,762          | 5,357          | 6,342          | 21,098         | 4,089          | 9,321          |
| Debt Service                  | 14,469         | 15,239         | 16,461         | 17,095         | 17,750         | 19,502         | 20,533         | 21,658         | 23,846         | 27,770         |
| Deferred Charges              | <u>2,040</u>   | <u>2,282</u>   | <u>2,014</u>   | <u>1,565</u>   | <u>2,730</u>   | <u>2,615</u>   | <u>3,368</u>   | <u>3,509</u>   | <u>8,217</u>   | <u>5,713</u>   |
| TOTAL                         | \$193,902      | \$209,481      | \$225,474      | \$241,676      | \$260,005      | \$281,939      | \$311,421      | \$361,817      | \$395,091      | \$431,625      |
| <u>Revenues</u>               |                |                |                |                |                |                |                |                |                |                |
| Surplus (Prior Years)         | \$ 8,967       | \$ 9,911       | \$ 10,230      | \$ 10,538      | \$ 11,570      | \$ 15,447      | \$ 17,405      | \$ 19,032      | \$ 20,565      | \$ 23,122      |
| Miscellaneous Revenues        | 41,042         | 43,447         | 46,307         | 48,919         | 52,710         | 59,519         | 65,111         | 83,140         | 69,707         | 94,284         |
| Current Tax Collections       | <u>147,213</u> | <u>160,153</u> | <u>174,449</u> | <u>186,917</u> | <u>203,690</u> | <u>215,583</u> | <u>237,990</u> | <u>263,983</u> | <u>304,769</u> | <u>332,532</u> |
| TOTAL                         | \$197,222      | \$213,511      | \$230,985      | \$264,374      | \$267,970      | \$290,549      | \$320,506      | \$366,155      | \$395,041      | \$449,938      |

\*Rounded to the nearest thousand.

TABLE 9

## SUMMARY OF CURRENT FINANCES OF ALL MUNICIPALITIES - DECEMBER 31, 1960 to 1969

(THOUSANDS OF DOLLARS) \*

| ASSETS AND LIABILITIES           | 1960      | 1961      | 1962      | 1963      | 1964      | 1965      | 1966      | 1967      | 1968      | 1969      |
|----------------------------------|-----------|-----------|-----------|-----------|-----------|-----------|-----------|-----------|-----------|-----------|
| <u>Assets</u>                    |           |           |           |           |           |           |           |           |           |           |
| Cash                             | \$209,478 | \$204,569 | \$230,089 | \$241,059 | \$258,757 | \$276,268 | \$273,959 | \$296,444 | \$334,329 | \$372,468 |
| Taxes Receivable                 | 59,239    | 66,780    | 72,327    | 77,268    | 79,539    | 87,976    | 89,403    | 104,723   | 105,551   | 108,351   |
| Tax Title Liens                  | 16,240    | 14,698    | 15,183    | 16,223    | 18,782    | 20,361    | 21,136    | 20,909    | 25,242    | 30,528    |
| Foreclosed Property              | 59,055    | 59,560    | 63,684    | 64,578    | 64,983    | 59,523    | 58,087    | 60,516    | 50,816    | 51,936    |
| Other Receivables                | 12,624    | 13,418    | 16,104    | 17,604    | 21,153    | 23,197    | 14,958    | 11,671    | 26,004    | 32,002    |
| State Road Aid Receivable        | 5,285     | 5,081     | 5,106     | 5,877     | 5,835     | 5,913     | 6,418     | 19,349    | 20,987    | 21,680    |
| Emergencies and Deferred Charges | 10,749    | 20,695    | 15,636    | 16,249    | 10,169    | 9,055     | 14,524    | 19,942    | 24,356    | 24,073    |
| TOTAL                            | \$372,670 | \$384,801 | \$418,129 | \$438,858 | \$459,218 | \$482,294 | \$478,485 | \$533,554 | \$587,284 | \$641,038 |
| <u>Liabilities</u>               |           |           |           |           |           |           |           |           |           |           |
| Cash Liabilities                 | \$ 90,529 | \$ 95,610 | \$110,348 | \$114,874 | \$120,119 | \$132,398 | \$135,641 | \$167,357 | \$186,511 | \$215,440 |
| Reserves for Receivables         | 147,158   | 154,456   | 167,298   | 175,673   | 184,457   | 191,057   | 183,584   | 197,819   | 207,609   | 222,817   |
| Surplus Revenues                 | 134,983   | 134,735   | 140,482   | 148,311   | 154,642   | 158,839   | 159,260   | 168,378   | 193,164   | 202,781   |
| TOTAL                            | \$372,670 | \$384,801 | \$418,129 | \$438,858 | \$459,218 | \$482,294 | \$478,485 | \$533,554 | \$587,284 | \$640,038 |

\*Rounded to the nearest thousand.

TABLE 10  
SUMMARY OF CURRENT FINANCES OF ALL COUNTIES - DECEMBER 31, 1960 to 1969  
(THOUSANDS OF DOLLARS) \*

| ASSETS AND LIABILITIES           | 1960          | 1961          | 1962          | 1963          | 1964          | 1965          | 1966          | 1967          | 1968          | 1969          |
|----------------------------------|---------------|---------------|---------------|---------------|---------------|---------------|---------------|---------------|---------------|---------------|
| <u>Assets</u>                    |               |               |               |               |               |               |               |               |               |               |
| Cash                             | \$27,104      | \$28,541      | \$31,502      | \$34,878      | \$41,345      | \$47,482      | \$53,186      | \$58,847      | \$68,112      | \$ 88,128     |
| Receivables                      | 3,970         | 4,196         | 4,320         | 5,104         | 5,207         | 6,044         | 11,128        | 7,524         | 8,868         | 9,350         |
| Deferred Charges and Emergencies | <u>2,085</u>  | <u>2,319</u>  | <u>2,140</u>  | <u>3,337</u>  | <u>2,576</u>  | <u>2,523</u>  | <u>2,880</u>  | <u>19,294</u> | <u>18,045</u> | <u>5,143</u>  |
| TOTAL                            | \$33,159      | \$35,056      | \$37,962      | \$43,319      | \$49,128      | \$56,049      | \$67,194      | \$85,665      | \$95,025      | \$102,621     |
| <u>Liabilities</u>               |               |               |               |               |               |               |               |               |               |               |
| Cash Liabilities                 | \$13,394      | \$14,595      | \$16,116      | \$18,883      | \$20,517      | \$23,556      | \$27,425      | \$48,116      | \$51,601      | \$ 52,848     |
| Reserves for Receivables         | 3,970         | 4,196         | 4,320         | 5,104         | 5,207         | 6,044         | 11,128        | 7,524         | 8,868         | 9,350         |
| Surplus Revenues                 | <u>15,795</u> | <u>16,265</u> | <u>17,256</u> | <u>19,332</u> | <u>23,404</u> | <u>26,449</u> | <u>28,641</u> | <u>30,025</u> | <u>34,555</u> | <u>40,423</u> |
| TOTAL                            | \$33,159      | \$35,056      | \$37,962      | \$43,319      | \$49,128      | \$56,049      | \$67,194      | \$85,665      | \$95,025      | \$102,621     |

\*Rounded to the nearest thousand.

TABLE 11: COUNTY POPULATION RANKED BY POPULATION

| <u>Counties</u> | <u>Population</u> | <u>Population Classification</u> |
|-----------------|-------------------|----------------------------------|
| Essex           | 972,150           | 1                                |
| Bergen          | 924,160           | 1                                |
| Hudson          | 609,340           | 1                                |
| Middlesex       | 588,050           | 2                                |
| Union           | 579,380           | 2                                |
| Camden          | 479,720           | 2                                |
| Passaic         | 467,950           | 2                                |
| Monmouth        | 456,490           | 2 & 5*                           |
| Morris          | 370,010           | 2                                |
| Burlington      | 332,550           | 2                                |
| Mercer          | 304,460           | 2                                |
| Somerset        | 201,650           | 2*                               |
| Atlantic        | 188,760           | 5                                |
| Ocean           | 173,600           | 5                                |
| Gloucester      | 169,670           | 3                                |
| Cumberland      | 129,720           | 3                                |
| Warren          | 75,520            | 3                                |
| Sussex          | 69,790            | 3*                               |
| Hunterdon       | 67,660            | 3                                |
| Salem           | 67,510            | 3                                |
| Cape May        | 55,300            | 6                                |

\*Higher classification than in 1960.

COUNTIES

# ATLANTIC COUNTY

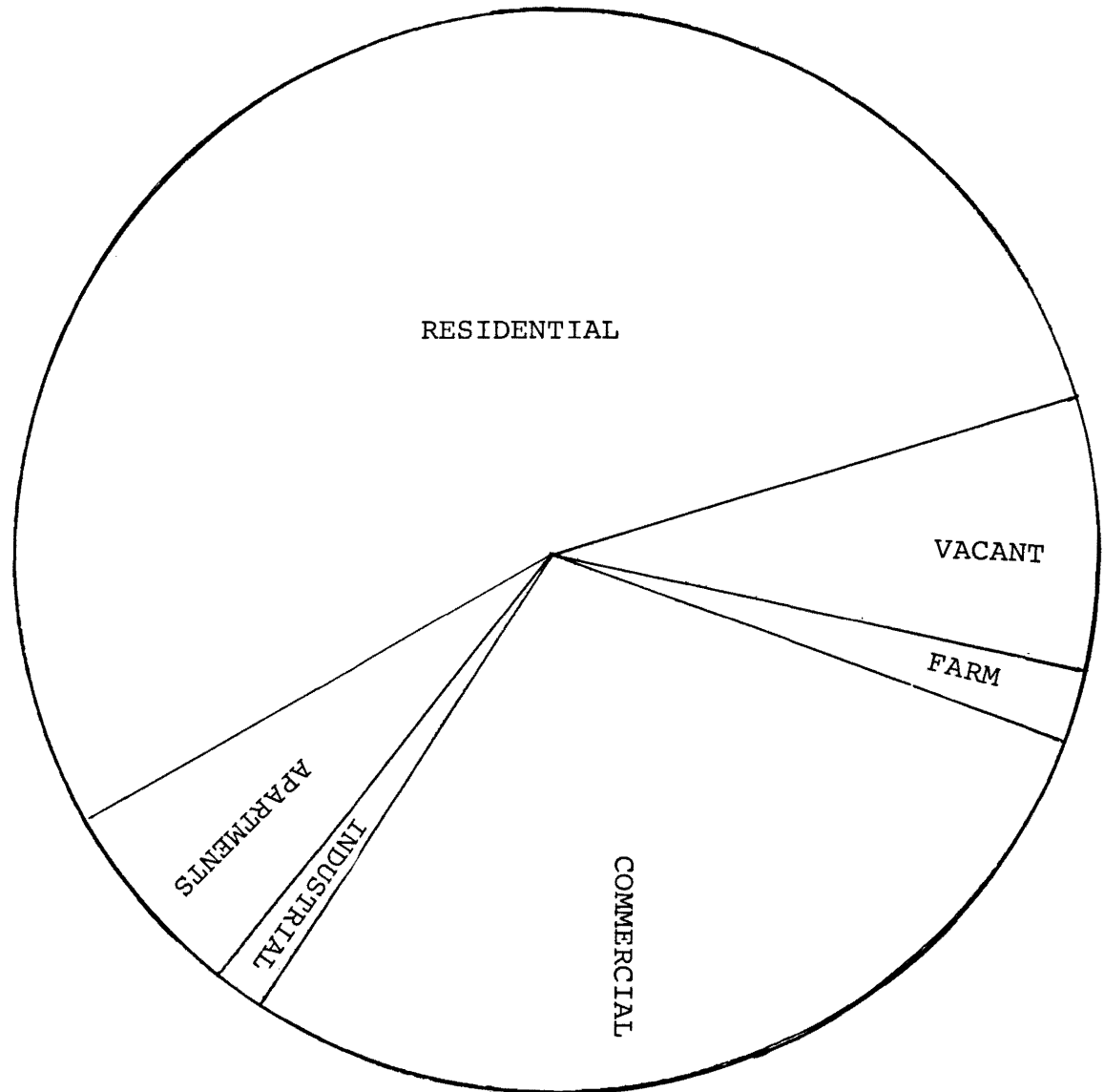
## DISTRIBUTION OF RATABLES

### PERCENTAGE DISTRIBUTION OF RATABLES

|             |      |
|-------------|------|
| Vacant      | 8.3  |
| Residential | 53.9 |
| Farm        | 2.2  |
| Commercial  | 28.5 |
| Industrial  | 1.4  |
| Apartments  | 5.7  |

### NUMBER OF PARCELS

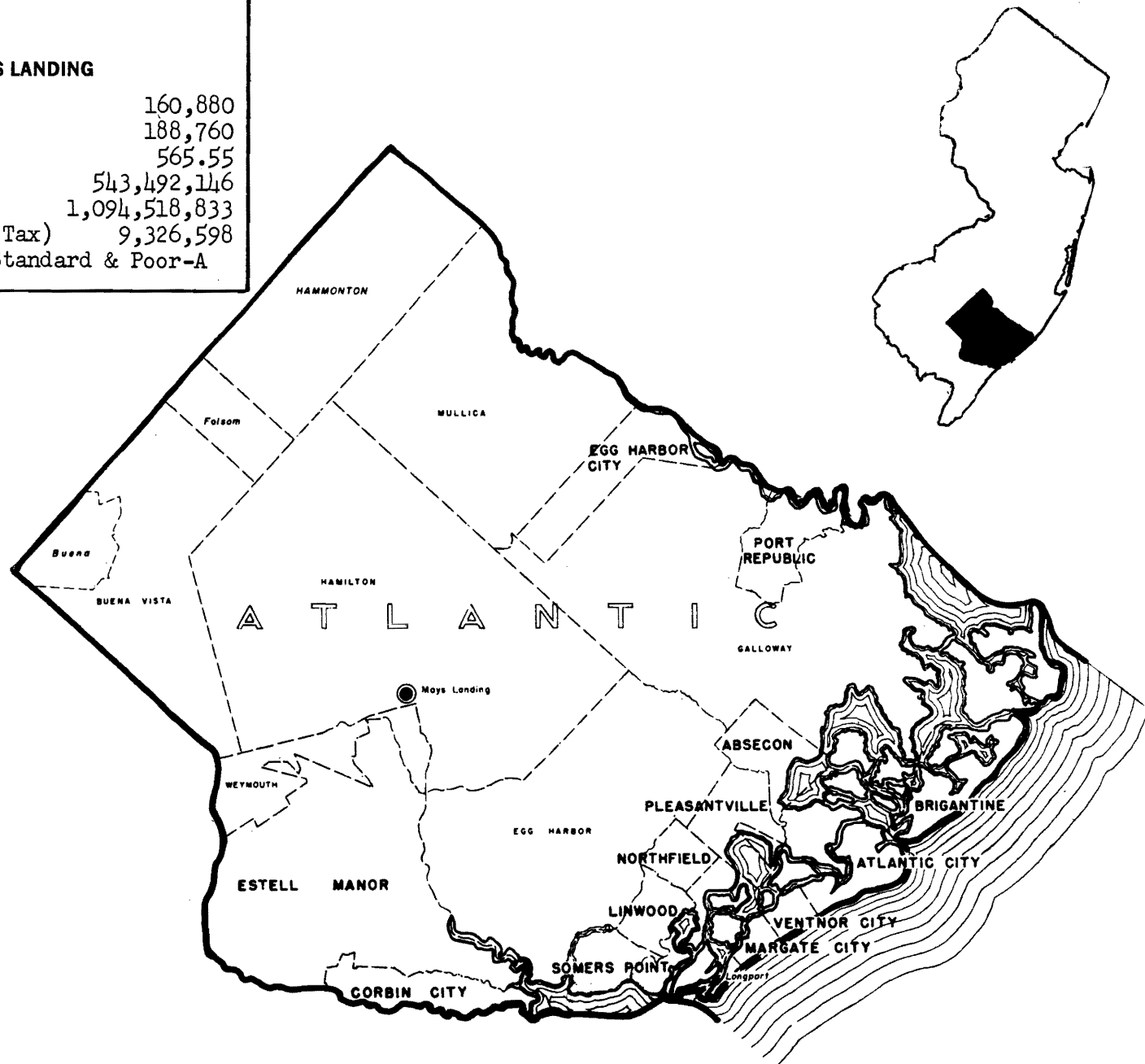
|             |        |
|-------------|--------|
| Vacant      | 43,843 |
| Residential | 47,921 |
| Farm        | 6,270  |
| Commercial  | 5,052  |
| Industrial  | 175    |
| Apartments  | 698    |



## ATLANTIC COUNTY

COUNTY SEAT: MAYS LANDING

|  |               |
|--|---------------|
| Population, 1960                           | 160,880       |
| Population, 1969 Est.                      | 188,760       |
| Land Area (Sq. Mi.)                        | 565.55        |
| Net Valuation Taxable                      | 543,492,146   |
| State Equalized Valuation                  | 1,094,518,833 |
| Tax Levy (With Bank Stock Tax)             | 9,326,598     |
| Bond Ratings: Moody-Baa; Standard & Poor-A |               |



0100

Population 1960 160,880  
 Population 1969 188,760  
 S & P Rating A  
 Moody Rating AAA  
 Land Area 365.55 Sq. Miles

## ATLANTIC COUNTY

Net Valuation Taxable 543,492,146

Net Valuation on Which County Taxes  
 are apportioned: 1,086,027,764

## PER CAPITA:

Gross Debt 39.55  
 Net Debt 39.55  
 Debt Service 1.37  
 Total Tax Levy 48.96  
 County Functions: 67.51

## PER CENT:

Gross Debt .73  
 Net Debt .73

| 1969 EXPENDITURES                    |              | 1969 EXPENDITURES (cont'd.)                       |                  | 1969 REVENUES REALIZED                    |               |
|--------------------------------------|--------------|---|------------------|---|---------------|
| <b>GENERAL GOVERNMENT</b>            |              |   |                  |   |               |
| Governing Body and Public Boards     | 141,182.00   | EDUCATION (excluding schools)                     |                  | 1969 Property Taxes                       | 9,242,300.79  |
| Clerk (County and Register)          | 240,028.00   | County Superintendent of Schools                  | 28,320.00        | Collateral Inheritance Tax                | 56,870.81     |
| Financial Administration             | 303,675.27   | Vocational Schools                                | 77,994.00        | Financial Business Tax                    | 24,386.09     |
| Board of Taxation: Tax Assessment    | 30,810.00    | County College                                    | 417,526.00       | Franchise Tax                             |               |
| Planning, Housing, Development       | 156,577.00   | County Extension Services                         | 66,734.00        | Bank Stock Tax                            | 84,297.67     |
| Human Resources                      | 8,000.00     | Libraries   |                  | Other Miscellaneous Tax                   |               |
| Elections                            | 234,610.00   | Other Educational Services                        | 2,000.00         | State Aid Revenues                        | 961,403.24    |
| Other General Administration         | 113,752.00   | <b>STATUTORY EXPENDITURES</b>                     |                  | Federal Aid Revenues                      |               |
| <b>JUDICIARY</b>                     |              | Pensions & F.I.C.A.                               | 525,819.00       | Institutional Revenues                    | 768,670.39    |
| County Courts                        | 219,006.00   | Employee Fringe Benefits                          | 171,000.00       | Courts                                    | 65,635.93     |
| District Courts                      | 96,810.00    | Other Statutory Expenditures                      |                  | County Clerk & Register                   | 268,327.80    |
| Juvenile Courts                      |              |   |                  | Surrogate                                 | 65,180.18     |
| Superior Court                       | 14,270.00    | <b>COUNTY FUNCTIONS</b>                           | 11,376,015.11    | Sheriff                                   | 59,442.99     |
| Jury Commission                      | 151,030.00   | <b>CAPITAL IMPROVEMENTS</b>                       | 140,000.00       | Other Miscellaneous Revenues              | 532,416.73    |
| Law Library                          | 600.00       | <b>DEBT SERVICE</b>                               |                  | 1969 REVENUES                             | 12,128,932.62 |
| Prosecutor's Office                  | 278,214.00   | Principal Payments                                | 300,000.00       | Prior Years Surplus Appropriated          | 500,000.00    |
| Surrogate's Office                   | 69,340.00    | Interest Payments                                 | 258,714.75       | <b>BUDGET REVENUES</b>                    | 12,628,932.62 |
| Probation Office                     | 167,611.00   |   |                  |   |               |
| Other Judicial                       | 16,850.00    | DEFERRED CHARGES                                  | 668,998.23       |   |               |
| <b>PUBLIC SAFETY</b>                 |              | RESERVE FOR UNCOLLECTED TAXES                     |                  | <b>CURRENT FINANCES DECEMBER 31, 1969</b> |               |
| Police                               |              |   |                  | <b>ASSETS</b>                             |               |
| Sheriff's Office                     | 242,324.00   | <b>EXPENDITURES</b>                               | 12,743,728.09    | Cash Dec. 31, 1969                        | 1,152,509.49  |
| Civil Defense & Disaster Control     | 12,485.00    |   |                  | Taxes Receivable                          |               |
| Environmental Inspection & Control   |              |   |                  | Emergencies and Other Deferred Charges    | 449,299.18    |
| Weights & Measures                   | 12,625.00    | <b>CAPITAL DEBT AUTHORIZED, DECEMBER 31, 1969</b> |                  | State Aid Receivable                      | 804,771.00    |
| Correctional & Penal                 | 467,567.92   | <b>ISSUED AND UNISSUED</b>                        |                  | Other Receivable                          | 142,225.24    |
| Other Public Safety                  |              | School  |                  | <b>ASSETS</b>                             | 2,548,804.91  |
| <b>PUBLIC WORKS</b>                  |              | Self-liquidating                                  |                  |   |               |
| Roads & Bridges, Streets, Drainage   | 25,000.00    | Other   | 7,466,000        | <b>LIABILITIES</b>                        |               |
| State Aid Motor Vehicle Fund         | 850,175.00   | Total   | 7,466,000        | Cash Liabilities                          | 1,789,480.97  |
| County Funds                         | 200,000.00   |   |                  | Reserves for Receivables                  | 142,225.24    |
| Other Roads & Bridges                |              |   |                  | Surplus Dec. 31, 1969                     | 617,098.70    |
| Public Bldgs. & Grounds              | 401,175.28   | <b>ISSUED AND OUTSTANDING</b>                     |                  | <b>LIABILITIES</b>                        | 2,548,804.91  |
| Other Public Works                   |              | School  |                  |   |               |
| <b>HEALTH &amp; WELFARE</b>          |              | Self-liquidating                                  |                  |   |               |
| County Health Department             | 329,689.64   | Other   | 4,649,000.00     |   |               |
| Mental Health Activities             | 1,471,818.00 | Total   | 4,649,000.00     |   |               |
| Tubercular Patient Care              | 4,800.00     | Equalized Valuation Basis                         |                  |   |               |
| County Hospitals, Homes              | 876,864.00   | for Net Debt Computation                          | 1,020,574,458.00 |   |               |
| County Aid to Hospitals              | 45,500.00    | <b>1969 CAPITAL OUTLAY</b>                        | 1,309,995.15     |   |               |
| Health Clinics                       |              | Beaches and Boardwalks                            |                  |   |               |
| Mosquito Extermination               | 172,926.00   | Parks and Playgrounds                             | 28,584.78        |   |               |
| Health Services Except Environmental | 18,850.00    | Public Buildings and Grounds                      |                  |   |               |
| County Welfare Board - Welfare       | 2,388,460.00 | Vehicular Equipment                               |                  |   |               |
| Child Welfare                        | 291,903.00   | Streets, Roads, Sidewalks, Storm Sewers           | 1,231,410.37     |   |               |
| Other Welfare Services               | 10,724.00    | Sewer System                                      |                  |   |               |
| <b>RECREATION AND CONSERVATION</b>   |              | Water System                                      |                  |   |               |
| Parks, Playgrounds, Shade Trees      | 20,650.00    | Other Utilities                                   |                  |   |               |
| Land Reclamation & Conservation      |              | Hospitals and Clinics                             |                  |   |               |
| Other Recreational Services          |              | Garbage and Trash Disposal Facilities             |                  |   |               |
|                                      |              | Health Equipment                                  |                  |   |               |
|                                      |              | Library and Education Facilities                  |                  |   |               |
|                                      |              | Conservation and Recreation                       |                  |   |               |
|                                      |              | Other Expenditures                                | 50,000.00        |   |               |



State Equalized Value 1,074,233,590

State Equalized  
General Tax Rate: 3.83

Gross Debt 219.62  
Net Debt 92.11  
Debt Service 10.17  
Total Tax Levy 215.24  
Municipal Expenditures 175.07

Gross Debt 4.06  
Net Debt 1.70  
Tax Levy Collected 92.00  
Tax Levy Cancelled, Abated  
or Adjusted .48

| 1969 EXPENDITURES                      |                      | 1969 REVENUES                                     |                  | 1969 PROPERTY TAX                               |                    |
|--|----------------------|---|------------------|---|--------------------|
| <b>GENERAL GOVERNMENT</b>              |                      |   |                  | <b>STATE EQUALIZED TAX RATE</b>                 |                    |
| Governing Body & Public Boards         | 53,075.46            | 1969 — Property Taxes Collected                   | 37,454,019.59    | Local District School Taxes                     | 1.26 13,561,377.81 |
| Municipal Clerk                        | 325,592.78           | 1969 Payments in Lieu of Taxes                    | 129,279.39       | Regional & Consolidated School Tax              | .28 3,052,144.69   |
| Financial Administration               | 820,563.75           | Delinquent Tax & Lien Collections                 | 2,288,419.82     | School Taxes in Municipal Budget                | .04 457,005.95     |
| Assessment of Taxes                    | 275,529.43           | Business Personalty Replacement Taxes             | 1,576,747.00     | County Taxes                                    | .86 9,242,300.79   |
| Collection of Taxes                    | 476,924.23           | Taxes from Public Utilities                       | 3,902,772.32     | County Library Taxes                            | .01 53,514.10      |
| Planning, Housing & Development        | 194,325.52           | Other Miscellaneous Tax Revenues                  | 3,334,013.62     | Local Municipal Purpose Taxes                   | 1.27 13,657,950.72 |
| Human Resources                        | 37,630.26            | State Aid Revenues                                | 1,242,687.29     | Veteran & Senior Citizen Taxes                  | .10 1,072,280.00   |
| Elections                              | 20,478.17            | Federal Aid Revenues                              | 160,706.00       | Total Taxes for Rate Computation                | 3.82 41,096,574.06 |
| General Administration (other)         | 1,358,876.16         | Sale of Acquired Property                         | 450,917.48       | Special District Taxes                          | 67,410.00          |
| <b>JUDICIARY</b>                       |                      | Other Miscellaneous Revenues                      | 4,035,381.32     | Bank Stock Taxes                                | 84,297.67          |
| Municipal Courts                       | 240,704.71           | 1969 Revenues                                     | 54,574,943.83    | Added and Omitted Taxes                         | 453,206.92         |
| <b>PUBLIC SAFETY</b>                   |                      | Prior Years Surplus Appropriated                  | 4,979,711.28     | Total Taxes Levied - ABSTRACT                   | 40,629,208.65      |
| Fire Protection                        | 3,104,274.39         | REVENUES  | 59,554,655.11    | 1969 TAXES COLLECTED                            | 40,660,858.17      |
| Police Protection                      | 4,597,044.79         |   |                  | 1969 Taxes Cancelled, Abated or Adjusted        | 193,458.64         |
| Civil Defense & Disaster Control       | 45,123.54            | <b>1969 REAL PROPERTY VALUATIONS</b>              |                  | Transfer to Tax Title Liens or Foreclosed       | 634,808.30         |
| Environmental Inspection & Control     | 234,372.87           | Code Class # of Parcels %VAL'N ASSESSED VALUATION |                  | Balance Outstanding Dec. 31, 1969               | 2,378,541.14       |
| Other Public Safety                    | 46,100.53            | 1 Vacant Land                                     |                  | <b>PRIOR YEARS TAXES OUTSTANDING</b>            |                    |
| <b>PUBLIC WORKS</b>                    |                      | 2 Residential                                     |                  | Balance January 1, 1969                         | 3,096,340.89       |
| Streets and Drainage                   | 3,586,472.14         | 3 Farm  |                  | Collected in 1969                               | 1,920,393.69       |
| Sewers and Sewage Processing           | 191,027.77           | 4a Commercial                                     |                  | Cancelled, Abated or Adjusted (1969)            | 122,279.15         |
| Garbage and Trash Disposal             | 1,136,245.73         | 4b Industrial                                     |                  | Transfers to Tax Title Liens or Foreclosed      | 34,353.98          |
| Public Buildings and Grounds           | 1,590,950.33         | 4c Apartments                                     |                  | Balance December 31, 1969                       | 1,019,314.07       |
| Other Public Works                     | 163,946.37           | Total   |                  | <b>TAX TITLE LIENS OUTSTANDING</b>              |                    |
| <b>HEALTH and WELFARE</b>              |                      | <b>CAPITAL DEBT AUTHORIZED, DECEMBER 31, 1969</b> |                  | Balance January 1, 1969                         | 2,753,994.03       |
| Health Services Except Environmental   | 306,868.59           | ISSUED AND UNISSUED                               |                  | Transfers From Taxes                            | 679,169.85         |
| Welfare-Public Assistance              | 230,977.39           | School  | 19,158,848       | Redeemed in 1969                                | 368,026.13         |
| Hospitals, Clinics, First Aid          | 276,800.00           | Self-liquidating                                  | 4,844,370        | Cancelled, Abated or Adjusted (1969)            | 3,293.69           |
| Animal, Insect, & Rodent Control       | 64,017.38            | Other   | 17,452,410       | Transfers to Foreclosed Property                | 31,696.37          |
| Other Welfare Services                 |                      | Total   | 41,455,629       | Balance December 31, 1969                       | 3,030,147.69       |
| <b>RECREATION and CONSERVATION</b>     |                      | <b>ISSUED AND OUTSTANDING</b>                     |                  | <b>PROPERTY ACQUIRED BY DEED OR FORECLOSURE</b> |                    |
| Beaches and Boardwalks                 | 888,733.47           | School  | 16,106,705.30    | Balance January 1, 1969                         | 2,495,897.44       |
| Parks, Playgrounds, Shade Trees        | 620,587.63           | Self-Liquidating                                  | 4,680,500.00     | Transfers From Taxes or Liens                   | 31,696.37          |
| Land Reclamation & Conservation        |                      | Other   | 12,432,350.00    | Sale for Cash (1969)                            | 215,168.08         |
| Other Recreational Services            | 360,406.41           | Total   | 33,219,555.30    | Cancelled, Abated or Adjusted (1969)            |                    |
| <b>EDUCATION (excluding schools)</b>   |                      | <b>EQUALIZED VALUATION BASIS</b>                  |                  | Balance December 31, 1969                       | 2,312,425.73       |
| Libraries                              | 204,950.07           | <b>FOR NET DEBT COMPUTATION</b>                   | 1,020,574,458.35 | <b>CURRENT FINANCES DECEMBER 31, 1969</b>       |                    |
| Other Educational Services             | 660,338.00           |   |                  | <b>ASSETS</b>                                   |                    |
| <b>STATUTORY EXPENDITURES</b>          |                      | <b>1969 CAPITAL OUTLAY</b>                        | 4,011,067.37     | Cash Dec. 31, 1969                              | 12,287,113.50      |
| Pensions & F.I.C.A.                    | 2,153,110.78         | Beaches and Boardwalks                            | 189,181.44       | Taxes Receivable                                | 3,397,885.21       |
| Employee Fringe Benefits               | 879,120.66           | Parks and Playgrounds                             | 114,624.62       | Tax Title Liens                                 | 3,030,147.69       |
| Other Statutory Expenditures           |                      | Public Buildings and Grounds                      | 1,016,781.33     | Foreclosed Property                             | 2,312,425.73       |
| <b>MUNICIPAL FUNCTIONS</b>             |                      | Vehicular Equipment                               | 179,322.96       | Emergencies & Other Deferred Charges            | 599,032.19         |
| <b>CAPITAL IMPROVEMENTS</b>            |                      | Streets, Roads, Sidewalks, Storm Sewers           | 1,302,939.46     | State Aid Receivable                            | 751,219.40         |
| <b>DEBT SERVICE</b>                    |                      | Sewer System                                      | 190,600.74       | Other Receivables                               | 267,842.35         |
| Principal Payments                     | 1,184,000.00         | Water Service                                     | 169,595.70       | Total   | 22,645,666.07      |
| Interest Payments                      | 735,498.31           | Other Utilities                                   | 71,424.59        | <b>LIABILITIES</b>                              |                    |
| <b>TYPE I SCHL DEBT *MEMO</b>          |                      | Hospitals and Clinics                             | 7,500.00         | Cash Liabilities                                | 5,573,966.91       |
| <b>DEFERRED CHARGES</b>                |                      | Garbage and Trash Disposal Facilities             |                  | Reserves for Receivables                        | 9,051,633.98       |
| SCHOOL, COUNTY, SPECIAL DISTRICT TAXES | 26,433,753.34        | Health Equipment                                  | 220,000.00       | Surplus Dec. 31, 1969                           | 8,020,065.18       |
| RESERVE FOR UNCOLLECTED TAXES          | 3,817,286.17         | Conservation and Recreation                       |                  | Total   | 22,645,666.07      |
| <b>EXPENDITURES</b>                    |                      | Other Expenditures                                | 549,096.53       |   |                    |
| <b>TOTAL</b>                           | <b>59,479,842.88</b> |   |                  |   |                    |

\*ABOVE DEBT SERVICE INCLUDES TYPE I SCHOOL DEBT

# BERGEN COUNTY

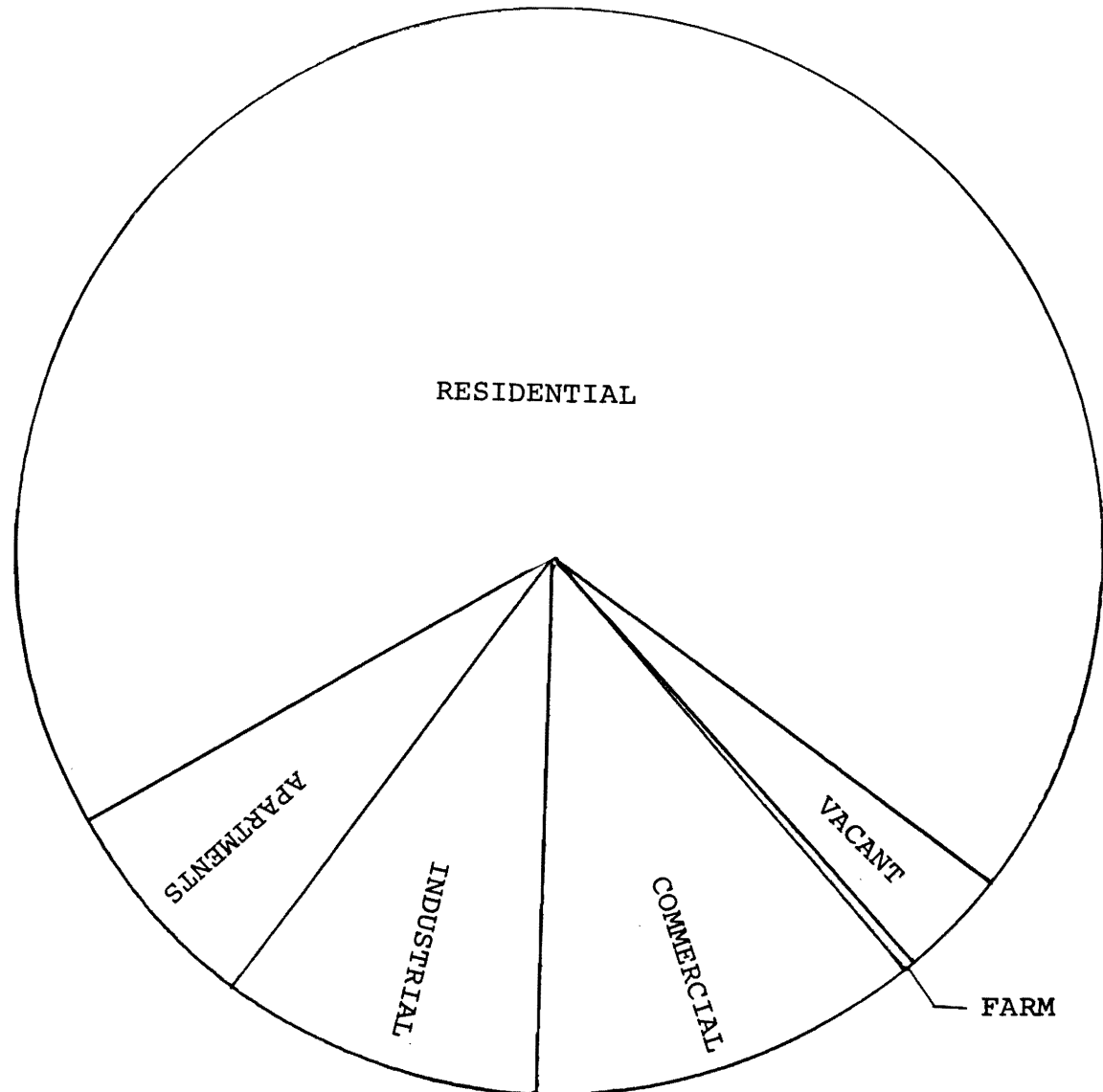
## DISTRIBUTION OF RATABLES

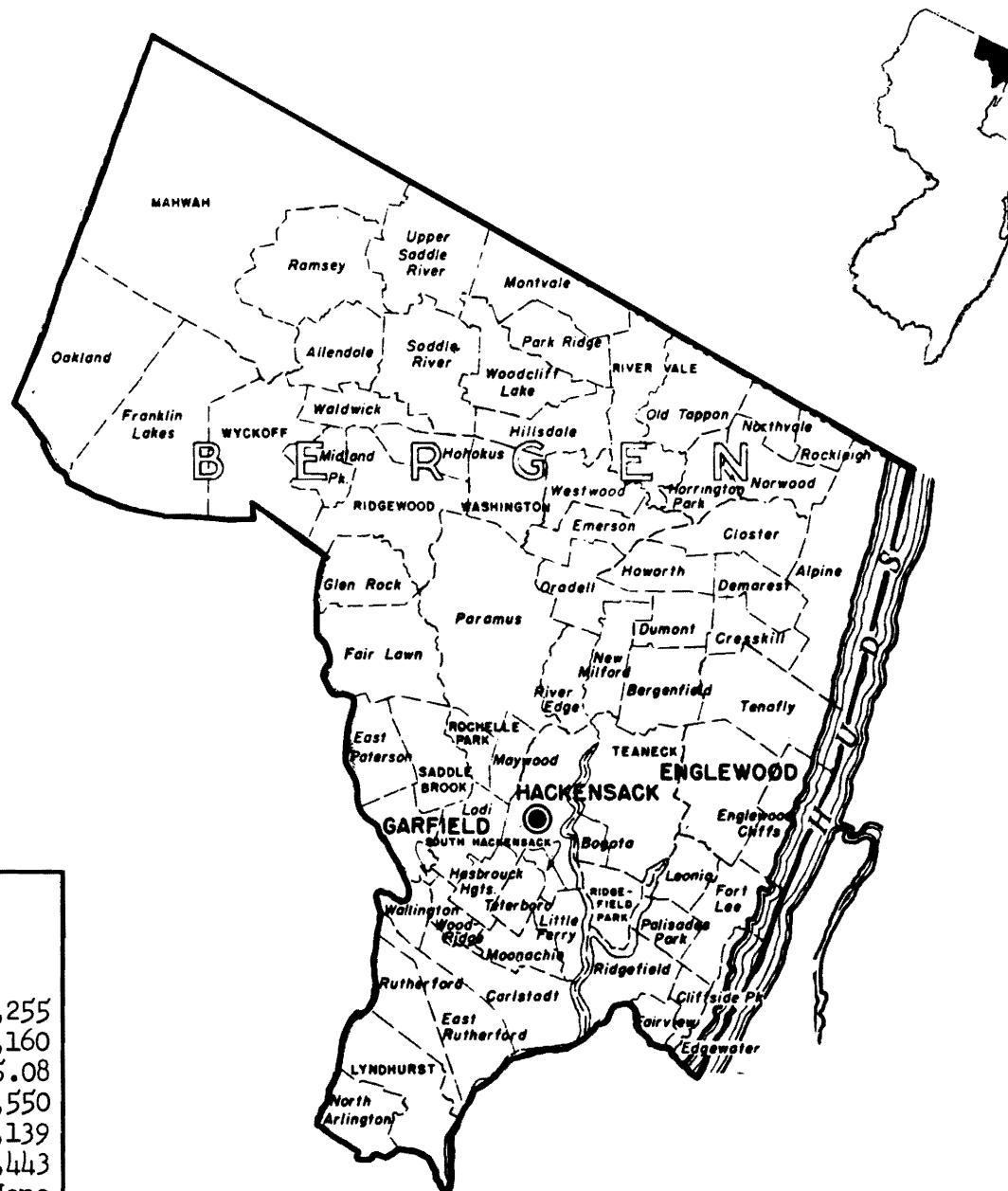
### PERCENTAGE DISTRIBUTION OF RATABLES

|             |      |
|-------------|------|
| Vacant      | 3.2  |
| Residential | 68.8 |
| Farm        | .2   |
| Commercial  | 11.7 |
| Industrial  | 9.7  |
| Apartments  | 6.4  |

### NUMBER OF PARCELS

|             |         |
|-------------|---------|
| Vacant      | 17,887  |
| Residential | 188,857 |
| Farm        | 344     |
| Commercial  | 9,461   |
| Industrial  | 2,677   |
| Apartments  | 1,436   |





## BERGEN COUNTY

### COUNTY SEAT: HACKENSACK

|  |               |
|--|---------------|
| Population, 1960                             | 780,255       |
| Population, 1969 Est.                        | 924,160       |
| Land Area (Sq. Mi.)                          | 235.08        |
| Net Valuation Taxable                        | 7,070,383,550 |
| State Equalized Valuation                    | 8,467,342,139 |
| Tax Levy (With Bank Stock Tax)               | 35,324,443    |
| Bond Ratings: Moody-Aa; Standard & Poor-None |               |

C200

Population 1960 780,255  
Population 1969 924,160

Moody Rating AA  
Land Area 235.08 Sq. Miles

## BERGEN COUNTY

Net Valuation Taxable 7,070,383,550

Net Valuation on Which County Taxes  
are apportioned: 8,537,844,369

## PER CAPITA:

Gross Debt 66.37  
Net Debt 66.37  
Debt Service 1.27  
Total Tax Levy 37.76  
County Functions 51.74

## PER CENT:

Gross Debt .78  
Net Debt .78

| 1969 EXPENDITURES                    |               | 1969 EXPENDITURES (cont'd.)                       |                      | 1969 REVENUES REALIZED                    |                      |
|--------------------------------------|---------------|---|----------------------|---|----------------------|
| <b>GENERAL GOVERNMENT</b>            |               | <b>EDUCATION (excluding schools)</b>              |                      | <b>1969 Property Taxes</b>                | <b>34,897,677.39</b> |
| Governing Body and Public Boards     | 432,769.00    | County Superintendent of Schools                  | 88,511.00            | Collateral Inheritance Tax                | 474,036.48           |
| Clerk (County and Register)          | 456,454.00    | Vocational Schools                                | 1,029,000.00         | Financial Business Tax                    | 116,598.25           |
| Financial Administration             | 202,564.00    | County College                                    | 590,000.00           | Franchise Tax                             |                      |
| Board of Taxation: Tax Assessment    | 171,185.00    | County Extension Services                         | 69,032.00            | Bank Stock Tax                            | 426,766.30           |
| Planning, Housing, Development       | 185,830.00    | Libraries   |                      | Other Miscellaneous Tax                   |                      |
| Human Resources                      | 325,657.00    | Other Educational Services                        | 240,818.00           | State Aid Revenues                        | 807,278.00           |
| Elections                            | 566,784.00    | <b>STATUTORY EXPENDITURES</b>                     |                      | Federal Aid Revenues                      | 18,219.20            |
| Other General Administration         | 1,585,196.36  | Pensions & F.I.C.A.                               | 2,490,900.00         | Institutional Revenues                    | 4,561,036.06         |
| <b>JUDICIARY</b>                     |               | Employee Fringe Benefits                          | 392,016.00           | Courts                                    | 458,200.64           |
| County Courts                        | 1,575,255.00  | Other Statutory Expenditures                      |                      | County Clerk & Register                   | 997,752.80           |
| District Courts                      | 608,664.00    |   |                      | Surrogate                                 | 210,109.37           |
| Juvenile Courts                      | 319,826.00    |   |                      | Sheriff                                   | 257,724.73           |
| Superior Court                       |               | <b>COUNTY FUNCTIONS</b>                           | <b>42,550,480.00</b> | Other Miscellaneous Revenues              | 3,950,287.40         |
| Jury Commission                      | 416,884.00    | <b>CAPITAL IMPROVEMENTS</b>                       | <b>685,900.00</b>    | <b>1969 REVENUES</b>                      | <b>47,575,686.62</b> |
| Law Library                          | 28,023.00     | <b>DEBT SERVICE</b>                               |                      | Prior Years Surplus Appropriated          | 2,100,000.00         |
| Prosecutor's Office                  | 644,658.00    | Principal Payments                                | 2,688,000.00         | <b>BUDGET REVENUES</b>                    | <b>49,675,686.62</b> |
| Surrogate's Office                   | 183,378.00    | Interest Payments                                 | 1,173,991.00         |   |                      |
| Probation Office                     | 760,502.00    |   |                      |   |                      |
| Other Judicial                       |               | <b>DEFERRED CHARGES</b>                           | <b>719,846.00</b>    |   |                      |
| <b>PUBLIC SAFETY</b>                 |               | <b>RESERVE FOR UNCOLLECTED TAXES</b>              |                      | <b>CURRENT FINANCES DECEMBER 31, 1969</b> |                      |
| Police                               | 1,375,926.00  |   |                      | <b>ASSETS</b>                             |                      |
| Sheriff's Office                     | 356,287.00    | <b>EXPENDITURES</b>                               | <b>47,818,217.00</b> | Cash Dec. 31, 1969                        | 8,195,459.90         |
| Civil Defense & Disaster Control     | 35,334.00     |   |                      | Taxes Receivable                          |                      |
| Environmental Inspection & Control   |               |   |                      | Emergencies and Other Deferred Charges    |                      |
| Weights & Measures                   | 62,791.00     |   |                      | State Aid Receivable                      | 1,913,786.06         |
| Correctional & Penal                 | 1,068,217.00  | <b>CAPITAL DEBT AUTHORIZED, DECEMBER 31, 1969</b> |                      | Other Receivable                          | 175,201.40           |
| Other Public Safety                  | 175,210.00    | <b>ISSUED AND UNISSUED</b>                        |                      | <b>ASSETS</b>                             | <b>10,284,447.36</b> |
| <b>PUBLIC WORKS</b>                  |               | School  |                      | <b>LIABILITIES</b>                        |                      |
| Roads & Bridges, Streets, Drainage   |               | Self-liquidating                                  |                      | Cash Liabilities                          | 7,170,505.21         |
| State Aid Motor Vehicle Fund         | 570,340.00    | Other   | 61,337,000           | Reserves for Receivables                  | 175,201.40           |
| County Funds                         | 1,250,081.00  | Total   | 61,337,000           | Surplus Dec. 31, 1969                     | 2,938,740.75         |
| Other Roads & Bridges                |               |   |                      | <b>LIABILITIES</b>                        | <b>10,284,447.36</b> |
| Public Bldgs. & Grounds              | 1,506,461.00  |   |                      |   |                      |
| Other Public Works                   | 718,839.00    | <b>ISSUED AND OUTSTANDING</b>                     |                      |   |                      |
| <b>HEALTH &amp; WELFARE</b>          |               | School  |                      |   |                      |
| County Health Department             | 455,078.00    | Self-liquidating                                  |                      |   |                      |
| Mental Health Activities             | 3,156,500.00  | Other   |                      |   |                      |
| Tubercular Patient Care              |               | Total   | 38,229,500.00        |   |                      |
| County Hospitals, Homes              | 11,207,000.00 | Equalized Valuation Basis                         |                      |   |                      |
| County Aid to Hospitals              | 455,000.00    | for Net Debt Computation                          | 7,894,441,996.33     |   |                      |
| Health Clinics                       |               | <b>1969 CAPITAL OUTLAY</b>                        | <b>5,166,719.64</b>  |   |                      |
| Mosquito Extermination               | 582,501.00    | Beaches and Boardwalks                            |                      |   |                      |
| Health Services Except Environmental | 20,000.00     | Parks and Playgrounds                             | 414,087.91           |   |                      |
| County Welfare Board - Welfare       | 2,088,475.00  | Public Buildings and Grounds                      | 393,313.27           |   |                      |
| Child Welfare                        | 625,225.64    | Vehicular Equipment                               |                      |   |                      |
| Other Welfare Services               | 219,606.00    | Streets, Roads, Sidewalks, Storm Sewers           | 1,720,390.41         |   |                      |
| <b>RECREATION AND CONSERVATION</b>   |               | Sewer System                                      |                      |   |                      |
| Parks, Playgrounds, Shade Trees      |               | Water System                                      |                      |   |                      |
| Land Reclamation & Conservation      |               | Other Utilities                                   |                      |   |                      |
| Other Recreational Services          |               | Hospitals and Clinics                             | 580,026.42           |   |                      |
|                                      |               | Garbage and Trash Disposal Facilities             | 535,841.13           |   |                      |
|                                      |               | Health Equipment                                  |                      |   |                      |
|                                      |               | Library and Education Facilities                  | 1,300,000.00         |   |                      |
|                                      |               | Conservation and Recreation                       |                      |   |                      |
|                                      |               | Other Expenditures                                | 223,060.50           |   |                      |

State Equalized Value 8,368,530,662

State Equalized  
General Tax Rate: 2.83

Gross Debt 364.59  
Net Debt 123.29  
Debt Service 7.01  
Total Tax Levy 253.22  
Municipal Expenditures 114.28

Gross Debt 4.27  
Net Debt 1.44  
Tax Levy Collected 97.16  
Tax Levy Cancelled, Abated or Adjusted .49

| 1969 EXPENDITURES                      |                | 1969 REVENUES                         |                | 1969 PROPERTY TAX                  |                     |
|--|----------------|---------------------------------------|----------------|------------------------------------|---------------------|
| <b>GENERAL GOVERNMENT</b>              |                |                                       |                | <b>STATE EQUALIZED TAX RATE</b>    |                     |
| Governing Body & Public Boards         | 98,439.71      | 1969 — Property Taxes Collected       | 227,753,805.75 | Local District School Taxes        | 1.54 128,709,576.41 |
| Municipal Clerk                        | 191,192.96     | 1969 Payments in Lieu of Taxes        | 731,106.75     | Regional & Consolidated School Tax | .21 17,975,547.20   |
| Financial Administration               | 2,487,814.16   | Delinquent Tax & Lien Collections     | 4,294,883.43   | School Taxes in Municipal Budget   | .01 1,213,267.00    |
| Assessment of Taxes                    | 1,503,445.20   | Business Personalty Replacement Taxes | 9,746,163.50   | County Taxes                       | .42 34,897,677.39   |
| Collection of Taxes                    | 1,352,539.98   | Taxes from Public Utilities           | 15,551,005.29  | County Library Taxes               |                     |
| Planning, Housing & Development        | 534,262.53     | Other Miscellaneous Tax Revenues      | 48,019.88      | Local Municipal Purpose Taxes      | .58 48,747,659.58   |
| Human Resources                        | 21,171.00      | State Aid Revenues                    | 3,858,174.34   | Veteran & Senior Citizen Taxes     | .06 4,931,906.00    |
| Elections                              | 108,166.72     | Federal Aid Revenues                  | 114,092.00     | Total Taxes for Rate Computation   | 2.82 236,475,633.58 |
| General Administration (other)         | 4,833,956.02   | Sale of Acquired Property             | 446,430.40     | Special District Taxes             |                     |
| <b>JUDICIARY</b>                       |                | Other Miscellaneous Revenues          | 8,835,895.88   | Bank Stock Taxes                   | 426,766.30          |
| Municipal Courts                       | 678,558.13     | 1969 Revenues                         | 271,379,577.22 | Added and Omitted Taxes            | 2,041,892.20        |
| <b>PUBLIC SAFETY</b>                   |                | Prior Years Surplus Appropriated      | 15,785,205.13  | Total Taxes Levied - ABSTRACT      | 234,012,386.08      |
| Fire Protection                        | 6,353,374.03   | REVENUES                              | 287,164,782.35 |                                    | 234,423,083.57      |
| Police Protection                      | 20,703,257.34  |                                       |                |                                    | 227,753,805.75      |
| Civil Defense & Disaster Control       | 184,820.45     |                                       |                |                                    | 1,138,009.88        |
| Environmental Inspection & Control     | 863,913.21     |                                       |                |                                    | 100,346.83          |
| Other Public Safety                    | 21,833.00      |                                       |                |                                    | 5,430,921.11        |
| <b>PUBLIC WORKS</b>                    |                |                                       |                |                                    |                     |
| Streets and Drainage                   | 11,039,805.76  |                                       |                |                                    |                     |
| Sewers and Sewage Processing           | 4,549,574.54   |                                       |                |                                    |                     |
| Garbage and Trash Disposal             | 5,357,707.88   |                                       |                |                                    |                     |
| Public Buildings and Grounds           | 2,391,059.71   |                                       |                |                                    |                     |
| Other Public Works                     | 245,840.44     |                                       |                |                                    |                     |
| <b>HEALTH and WELFARE</b>              |                |                                       |                |                                    |                     |
| Health Services Except Environmental   | 1,641,520.93   |                                       |                |                                    |                     |
| Welfare-Public Assistance              | 410,129.84     |                                       |                |                                    |                     |
| Hospitals, Clinics, First Aid          | 117,316.00     |                                       |                |                                    |                     |
| Animal, Insect, & Rodent Control       | 39,685.61      |                                       |                |                                    |                     |
| Other Welfare Services                 | 1,200.00       |                                       |                |                                    |                     |
| <b>RECREATION and CONSERVATION</b>     |                |                                       |                |                                    |                     |
| Beaches and Boardwalks                 |                |                                       |                |                                    |                     |
| Parks, Playgrounds, Shade Trees        | 2,474,881.76   |                                       |                |                                    |                     |
| Land Reclamation & Conservation        | 96,427.00      |                                       |                |                                    |                     |
| Other Recreational Services            | 1,732,384.66   |                                       |                |                                    |                     |
| <b>EDUCATION (exclusing schools)</b>   |                |                                       |                |                                    |                     |
| Libraries                              | 3,564,917.28   |                                       |                |                                    |                     |
| Other Educational Services             | 1,997,350.00   |                                       |                |                                    |                     |
| <b>STATUTORY EXPENDITURES</b>          |                |                                       |                |                                    |                     |
| Pensions & F.I.C.A.                    | 5,646,583.70   |                                       |                |                                    |                     |
| Employee Fringe Benefits               | 1,612,284.37   |                                       |                |                                    |                     |
| Other Statutory Expenditures           |                |                                       |                |                                    |                     |
| <b>MUNICIPAL FUNCTIONS</b>             |                |                                       |                |                                    |                     |
| CAPITAL IMPROVEMENTS                   | 82,855,413.92  |                                       |                |                                    |                     |
| DEBT SERVICE                           | 4,478,794.00   |                                       |                |                                    |                     |
| Principal Payments                     | 3,829,886.66   |                                       |                |                                    |                     |
| Interest Payments                      | 2,652,902.53   |                                       |                |                                    |                     |
| TYPE I SCHL DEBT *MEMO                 | 1,266,757.50   |                                       |                |                                    |                     |
| DEFERRED CHARGES                       | 1,520,995.07   |                                       |                |                                    |                     |
| SCHOOL, COUNTY, SPECIAL DISTRICT TAXES | 182,796,068.00 |                                       |                |                                    |                     |
| RESERVE FOR UNCOLLECTED TAXES          | 10,271,015.82  |                                       |                |                                    |                     |
| <b>EXPENDITURES</b>                    |                |                                       |                |                                    |                     |
| TOTAL                                  | 288,405,076.00 |                                       |                |                                    |                     |

\*ABOVE DEBT SERVICE INCLUDES TYPE I SCHOOL DEBT

# BURLINGTON COUNTY

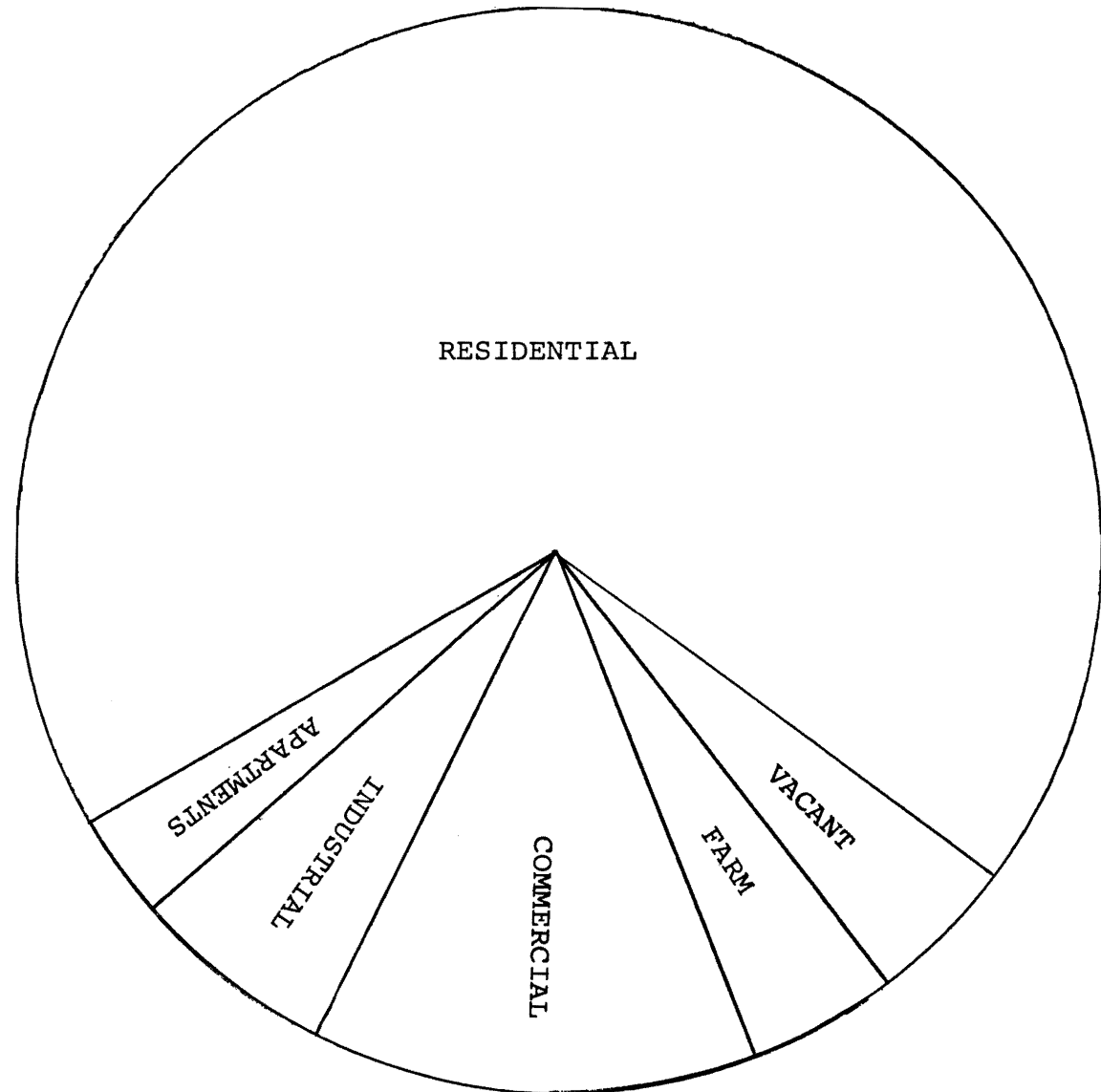
## DISTRIBUTION OF RATABLES

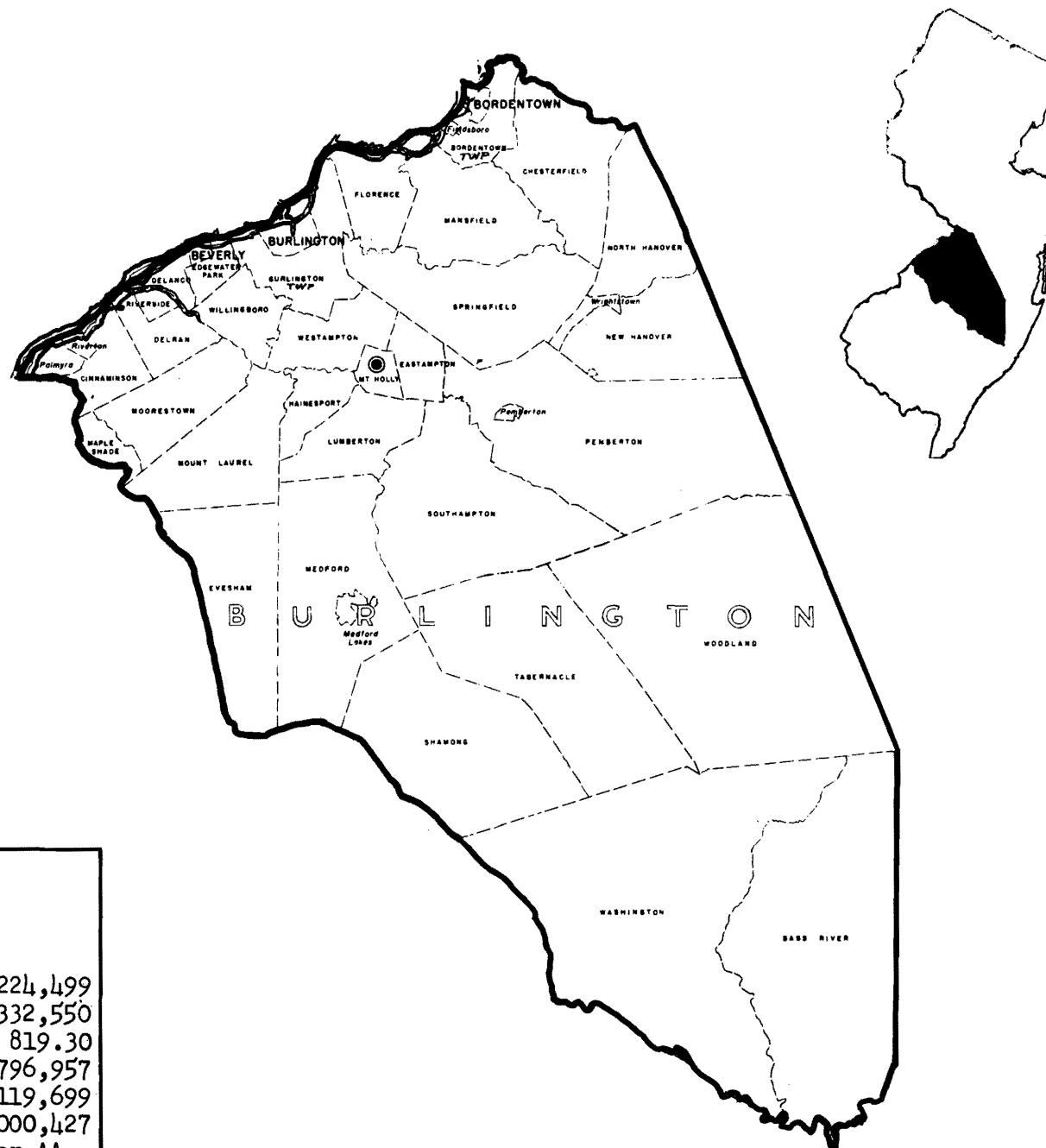
### PERCENTAGE DISTRIBUTION OF RATABLES

|             |      |
|-------------|------|
| Vacant      | 4.3  |
| Residential | 68.5 |
| Farm        | 4.4  |
| Commercial  | 13.4 |
| Industrial  | 6.1  |
| Apartments  | 3.3  |

### NUMBER OF PARCELS

|             |        |
|-------------|--------|
| Vacant      | 20,149 |
| Residential | 64,462 |
| Farm        | 3,630  |
| Commercial  | 3,403  |
| Industrial  | 366    |
| Apartments  | 209    |





## BURLINGTON COUNTY

### COUNTY SEAT: MOUNT HOLLY

|  |               |
|--|---------------|
| Population, 1960                           | 224,499       |
| Population, 1969 Est.                      | 332,550       |
| Land Area (Sq. Mi.)                        | 819.30        |
| Net Valuation Taxable                      | 1,364,796,957 |
| State Equalized Valuation                  | 1,492,119,699 |
| Tax Levy (With Bank Stock Tax)             | 9,000,427     |
| Bond Ratings: Moody-Aa; Standard & Poor-AA |               |

G300

Population 1960 224,499

Population 1969 332,550

S &amp; P Rating AA

Moody Rating AA

Land Area 819.30 Sq. Miles

## BURLINGTON COUNTY

Net Valuation Taxable 1,364,756,957

Net Valuation on Which County Taxes  
are apportioned: 1,546,133,636

## PER CAPITA:

Gross Debt 49.18

Net Debt 49.18

Debt Service .90

Total Tax Levy 26.79

County Functions 38.37

## PER CENT:

Gross Debt 1.21

Net Debt 1.21

| 1969 EXPENDITURES                    |              | 1969 EXPENDITURES (cont'd.)                       |                  | 1969 REVENUES REALIZED                    |               |
|--------------------------------------|--------------|---|------------------|---|---------------|
| <b>GENERAL GOVERNMENT</b>            |              |   |                  |   |               |
| Governing Body and Public Boards     | 206,820.00   | EDUCATION (excluding schools)                     |                  | 1969 Property Taxes                       | 8,908,456.76  |
| Clerk (County and Register)          | 222,410.00   | County Superintendent of Schools                  | 49,534.00        | Collateral Inheritance Tax                | 56,784.86     |
| Financial Administration             | 156,450.00   | Vocational Schools                                | 637,950.00       | Financial Business Tax                    | 8,081.25      |
| Board of Taxation: Tax Assessment    | 16,836.00    | County College                                    |                  | Franchise Tax                             |               |
| Planning, Housing, Development       | 122,175.22   | County Extension Services                         | 52,846.00        | Bank Stock Tax                            | 91,970.91     |
| Human Resources                      |              | Libraries   |                  | Other Miscellaneous Tax                   | 9,375.00      |
| Elections                            | 162,576.00   | Other Educational Services                        | 431,800.00       | State Aid Revenues                        | 1,841,484.12  |
| Other General Administration         | 106,755.00   | <b>STATUTORY EXPENDITURES</b>                     |                  | Federal Aid Revenues                      | 70,393.03     |
| <b>JUDICIARY</b>                     |              | Pensions & F.I.C.A.                               | 504,865.43       | Institutional Revenues                    | 776,118.19    |
| County Courts                        | 235,826.00   | Employee Fringe Benefits                          | 166,500.00       | Courts                                    | 35,237.11     |
| District Courts                      | 51,630.00    | Other Statutory Expenditures                      |                  | County Clerk & Register                   | 471,860.60    |
| Juvenile Courts                      | 25,785.00    |   |                  | Surrogate                                 | 48,064.24     |
| Superior Court                       |              |   |                  | Sheriff                                   | 78,905.10     |
| Jury Commission                      | 107,485.00   | <b>COUNTY FUNCTIONS</b>                           | 10,539,456.99    | Other Miscellaneous Revenues              | 582,921.33    |
| Law Library                          | 4,500.00     | <b>CAPITAL IMPROVEMENTS</b>                       | 1,456,000.00     | 1969 REVENUES                             | 12,979,652.50 |
| Prosecutor's Office                  | 226,705.00   | <b>DEBT SERVICE</b>                               |                  | Prior Years Surplus Appropriated          | 575,000.00    |
| Surrogate's Office                   | 45,135.00    | Principal Payments                                | 294,939.28       | <b>BUDGET REVENUES</b>                    | 13,554,652.50 |
| Probation Office                     | 229,694.00   | Interest Payments                                 | 299,798.50       |   |               |
| Other Judicial                       |              |   |                  |   |               |
| <b>PUBLIC SAFETY</b>                 |              | <b>DEFERRED CHARGES</b>                           | 164,263.66       | <b>CURRENT FINANCES DECEMBER 31, 1969</b> |               |
| Police                               |              | <b>RESERVE FOR UNCOLLECTED TAXES</b>              | 6,800.00         | <b>ASSETS</b>                             |               |
| Sheriff's Office                     | 211,875.00   | <b>EXPENDITURES</b>                               | 12,761,258.43    | Cash Dec. 31, 1969                        | 3,458,429.28  |
| Civil Defense & Disaster Control     | 36,672.00    |   |                  | Taxes Receivable                          |               |
| Environmental Inspection & Control   |              |   |                  | Emergencies and Other Deferred Charges    | 26,565.00     |
| Weights & Measures                   | 27,415.00    | <b>CAPITAL DEBT AUTHORIZED, DECEMBER 31, 1969</b> |                  | State Aid Receivable                      | 2,395,999.00  |
| Correctional & Penal                 | 309,701.00   | <b>ISSUED AND UNISSUED</b>                        |                  | Other Receivable                          | 76,304.55     |
| Other Public Safety                  |              | School  |                  | <b>ASSETS</b>                             | 5,557,297.83  |
| <b>PUBLIC WORKS</b>                  |              | Self-liquidating                                  |                  | <b>LIABILITIES</b>                        |               |
| Roads & Bridges, Streets, Drainage   | 46,000.00    | Other   |                  | Cash Liabilities                          | 4,743,473.69  |
| State Aid Motor Vehicle Fund         | 551,314.25   | Total   | 16,355,535       | Reserves for Receivables                  | 76,304.55     |
| County Funds                         | 1,186,847.25 |   | 16,355,535       | Surplus Dec. 31, 1969                     | 1,137,519.59  |
| Other Roads & Bridges                |              | <b>ISSUED AND OUTSTANDING</b>                     |                  | <b>LIABILITIES</b>                        | 5,557,297.83  |
| Public Bldgs. & Grounds              | 265,656.00   | School  |                  |   |               |
| Other Public Works                   |              | Self-liquidating                                  |                  |   |               |
| <b>HEALTH &amp; WELFARE</b>          |              | Other   |                  |   |               |
| County Health Department             | 397,903.54   | Total   | 8,988,906.94     |   |               |
| Mental Health Activities             | 1,212,285.00 |   | 8,988,906.94     |   |               |
| Tubercular Patient Care              | 4,600.00     | Equalized Valuation Basis                         |                  |   |               |
| County Hospitals, Homes              | 676,070.00   | for Net Debt Computation                          | 1,346,412,072.33 |   |               |
| County Aid to Hospitals              | 325,000.00   | <b>1969 CAPITAL OUTLAY</b>                        | 4,405,729.23     |   |               |
| Health Clinics                       | 153,256.00   | Beaches and Boardwalks                            |                  |   |               |
| Mosquito Extermination               | 35,000.00    | Parks and Playgrounds                             | 110,439.32       |   |               |
| Health Services Except Environmental | 1,049,044.57 | Public Buildings and Grounds                      |                  |   |               |
| County Welfare Board - Welfare       | 235,622.73   | Vehicular Equipment                               | 1,704,932.37     |   |               |
| Child Welfare                        | 20,757.00    | Streets, Roads, Sidewalks, Storm Sewers           |                  |   |               |
| Other Welfare Services               |              | Sewer System                                      | 5,200.00         |   |               |
| <b>RECREATION AND CONSERVATION</b>   |              | Water System                                      |                  |   |               |
| Parks, Playgrounds, Shade Trees      | 6,000.00     | Other Utilities                                   | 22,374.12        |   |               |
| Land Reclamation & Conservation      |              | Hospitals and Clinics                             |                  |   |               |
| Other Recreational Services          |              | Garbage and Trash Disposal Facilities             |                  |   |               |
|                                      |              | Health Equipment                                  | 2,559,000.00     |   |               |
|                                      |              | Library and Education Facilities                  |                  |   |               |
|                                      |              | Conservation and Recreation                       |                  |   |               |
|                                      |              | Other Expenditures                                | 3,783.42         |   |               |



|   |       |
|---|-------|
| Gross Debt                                | 6.61  |
| Net Debt                                  | 2.25  |
| Tax Levy Collected                        | 93.31 |
| Tax Levy Cancelled, Abated<br>or Adjusted | .38   |

\*ABOVE DEBT SERVICE INCLUDES TYPE I SCHOOL DEBT

# CAMDEN COUNTY

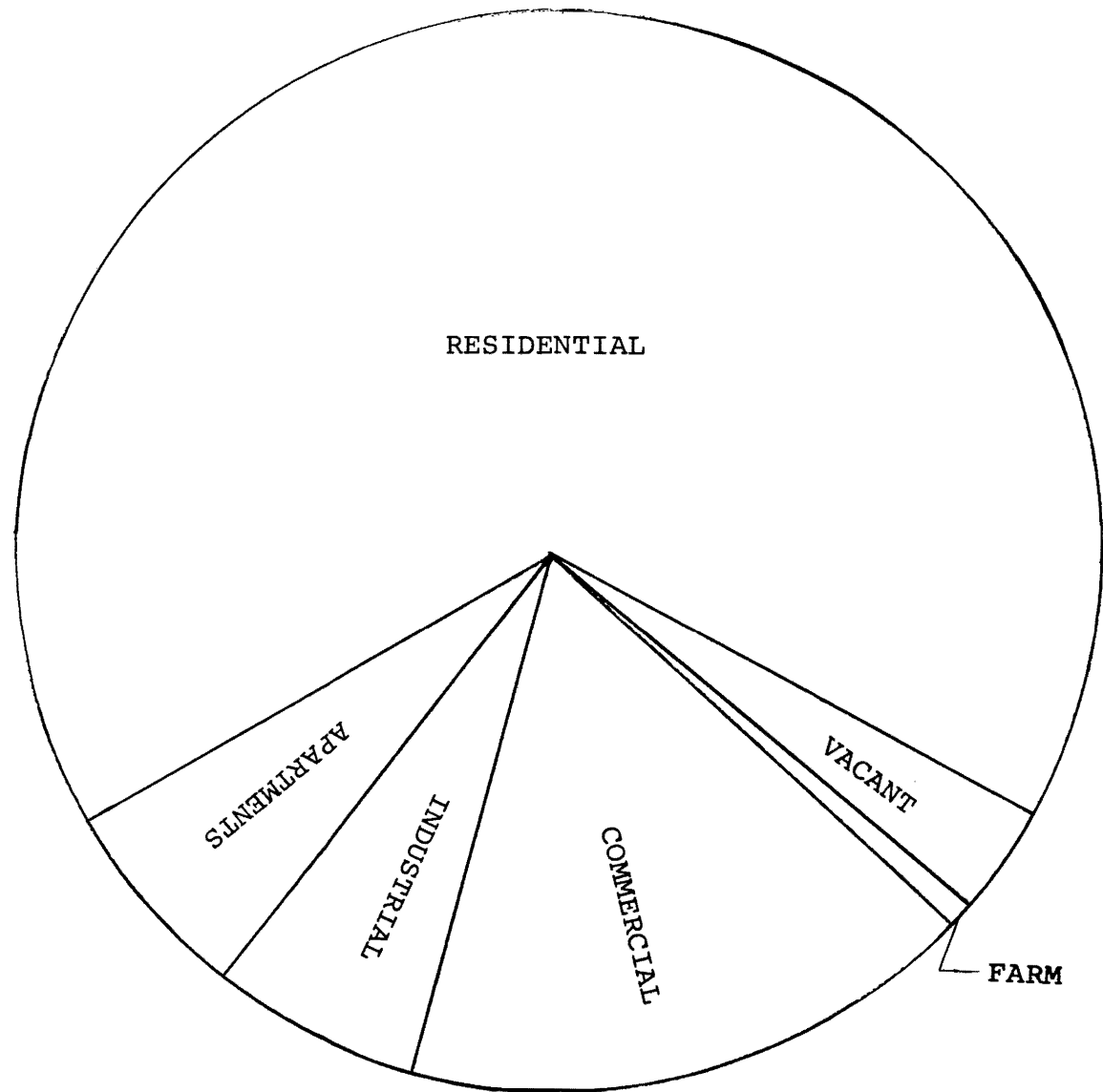
## DISTRIBUTION OF RATABLES

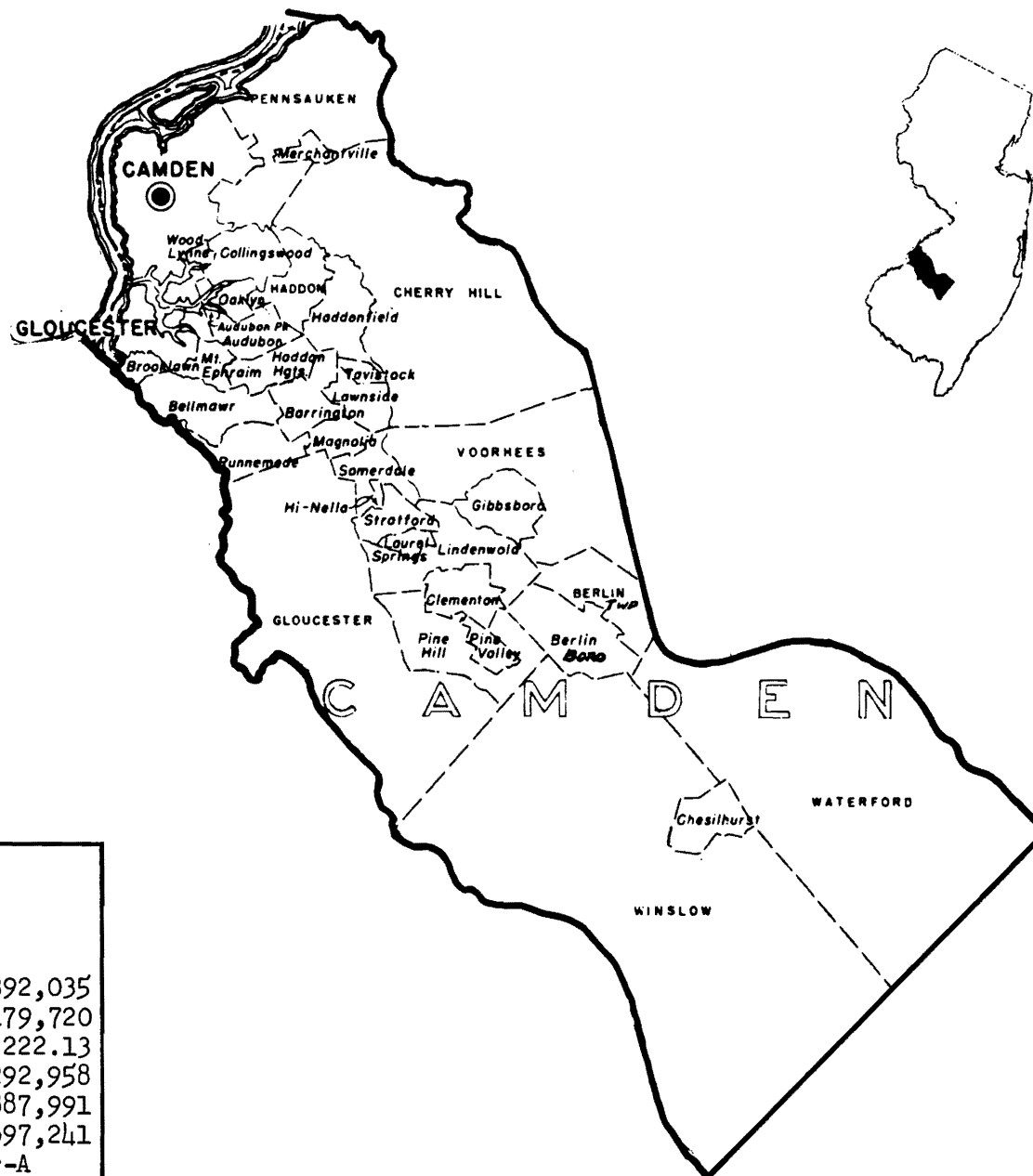
### PERCENTAGE DISTRIBUTION OF RATABLES

|             |      |
|-------------|------|
| Vacant      | 3.2  |
| Residential | 66.0 |
| Farm        | .7   |
| Commercial  | 17.3 |
| Industrial  | 6.4  |
| Apartments  | 6.4  |

### NUMBER OF PARCELS

|             |         |
|-------------|---------|
| Vacant      | 17,677  |
| Residential | 108,769 |
| Farm        | 857     |
| Commercial  | 7,315   |
| Industrial  | 615     |
| Apartments  | 433     |





## CAMDEN COUNTY

### COUNTY SEAT: CAMDEN

|  |               |
|--|---------------|
| Population, 1960                         | 392,035       |
| Population, 1969 Est.                    | 479,720       |
| Land Area (Sq. Mi.)                      | 222.13        |
| Net Valuation Taxable                    | 1,033,292,958 |
| State Equalized Valuation                | 2,186,887,991 |
| Tax Levy (With Bank Stock Tax)           | 20,697,241    |
| Bond Ratings: Moody-A; Standard & Poor-A |               |

Population 1960 392,035  
Population 1969 479,720  
S & P Rating A  
Moody Rating A  
Land Area 222.16 Sq. Miles

CAMDEN COUNTY

Net Valuation Taxable **1,633,292,958**

Net Valuation on Which County Taxes  
are apportioned: **2,152,025,427**

PER CAPITA:

|                    |       |
|--------------------|-------|
| Gross Debt         | 66.09 |
| Net Debt           | 63.87 |
| Debt Service       | .93   |
| Total Tax Levy     | 42.73 |
| County Functions : | 54.72 |

PER CENT:

|            |      |
|------------|------|
| Gross Debt | 1.55 |
| Net Debt   | 1.50 |

| 1969 EXPENDITURES                    |              | 1969 EXPENDITURES (cont'd.)                |  | 1969 REVENUES REALIZED           |               |
|--------------------------------------|--------------|--|--|----------------------------------|---------------|
| <b>GENERAL GOVERNMENT</b>            |              |  |  |                                  |               |
| Governing Body and Public Boards     | 190,391.00   | EDUCATION (excluding schools)              |  | 1969 Property Taxes              | 20,499,063.75 |
| Clerk (County and Register)          | 512,583.00   | County Superintendent of Schools           |  | Collateral Inheritance Tax       | 98,598.39     |
| Financial Administration             | 376,424.20   | Vocational Schools                         |  | Financial Business Tax           | 65,336.77     |
| Board of Taxation: Tax Assessment    | 80,557.00    | County College                             |  | Franchise Tax                    |               |
| Planning, Housing, Development       | 155,065.00   | County Extension Services                  |  | Bank Stock Tax                   | 198,178.00    |
| Human Resources                      |              | Libraries                                  |  | Other Miscellaneous Tax          |               |
| Elections                            | 416,560.00   | Other Educational Services                 |  | State Aid Revenues               | 2,300,771.66  |
| Other General Administration         | 321,507.00   | STATUTORY EXPENDITURES                     |  | Federal Aid Revenues             |               |
|                                      |              | Pensions & F.I.C.A.                        |  | Institutional Revenues           | 1,720,816.71  |
| <b>JUDICIARY</b>                     |              | Employee Fringe Benefits                   |  | Courts                           | 96,147.96     |
| County Courts                        | 586,786.00   | Other Statutory Expenditures               |  | County Clerk & Register          | 502,094.93    |
| District Courts                      | 100,371.00   |  |  | Surrogate                        | 83,132.09     |
| Juvenile Courts                      | 73,600.00    |  |  | Sheriff                          | 256,697.01    |
| Superior Court                       |              |  |  | Other Miscellaneous Revenues     | 901,902.94    |
| Jury Commission                      | 192,220.00   | COUNTY FUNCTIONS TOTAL                     |  | 1969 REVENUES TOTAL              | 26,722,740.21 |
| Law Library                          | 4,000.00     | CAPITAL IMPROVEMENTS                       |  | Prior Years Surplus Appropriated | 1,200,000.00  |
| Prosecutor's Office                  | 426,422.00   | DEBT SERVICE                               |  | BUDGET REVENUES TOTAL            | 27,522,740.21 |
| Surrogate's Office                   | 74,787.00    | Principal Payments                         |  |                                  |               |
| Probation Office                     | 429,317.00   | Interest Payments                          |  |                                  |               |
| Other Judicial                       | 17,525.00    | DEFERRED CHARGES                           |  |                                  |               |
| <b>PUBLIC SAFETY</b>                 |              | RESERVE FOR UNCOLLECTED TAXES              |  |                                  |               |
| Police                               |              |  |  |                                  |               |
| Sheriff's Office                     | 196,493.00   | EXPENDITURES TOTAL                         |  |                                  |               |
| Civil Defense & Disaster Control     | 23,780.00    |  |  |                                  |               |
| Environmental Inspection & Control   |              |  |  |                                  |               |
| Weights & Measures                   | 31,733.00    | CAPITAL DEBT AUTHORIZED, DECEMBER 31, 1969 |  |                                  |               |
| Correctional & Penal                 | 831,645.00   | ISSUED AND UNISSUED                        |  |                                  |               |
| Other Public Safety                  |              | GROSS DEBT                                 |  |                                  |               |
| <b>PUBLIC WORKS</b>                  |              | NET DEBT                                   |  |                                  |               |
| Roads & Bridges, Streets, Drainage   |              |  |  |                                  |               |
| State Aid Motor Vehicle Fund         | 476,620.00   |  |  |                                  |               |
| County Funds                         | 1,045,017.00 |  |  |                                  |               |
| Other Roads & Bridges                |              |  |  |                                  |               |
| Public Bldgs. & Grounds              | 1,476,671.00 |  |  |                                  |               |
| Other Public Works                   |              |  |  |                                  |               |
| <b>HEALTH &amp; WELFARE</b>          |              |  |  |                                  |               |
| County Health Department             | 535,531.56   |  |  |                                  |               |
| Mental Health Activities             | 3,615,754.00 |  |  |                                  |               |
| Tubercular Patient Care              | 641,745.00   |  |  |                                  |               |
| County Hospitals, Homes              | 1,550,675.00 |  |  |                                  |               |
| County Aid to Hospitals              | 612,000.00   |  |  |                                  |               |
| Health Clinics                       | 63,721.00    |  |  |                                  |               |
| Mosquito Extermination               | 164,493.00   |  |  |                                  |               |
| Health Services Except Environmental | 25,000.00    |  |  |                                  |               |
| County Welfare Board - Welfare       | 3,707,075.00 |  |  |                                  |               |
| Child Welfare                        | 396,448.00   |  |  |                                  |               |
| Other Welfare Services               | 64,640.00    |  |  |                                  |               |
| <b>RECREATION AND CONSERVATION</b>   |              |  |  |                                  |               |
| Parks, Playgrounds, Shade Trees      |              |  |  |                                  |               |
| Land Reclamation & Conservation      |              |  |  |                                  |               |
| Other Recreational Services          |              |  |  |                                  |               |

State Equalized Value 2,128,610,929

State Equalized  
General Tax Rate: 4.02

Gross Debt 315.19  
Net Debt 83.37  
Debt Service 4.50  
Total Tax Levy 178.35  
Municipal Expenditures 88.97

Gross Debt 7.41  
Net Debt 1.96  
Tax Levy Collected 93.63  
Tax Levy Cancelled, Abated or Adjusted 1.06

| 1969 EXPENDITURES                             |                             | 1969 REVENUES                                     |                             | 1969 PROPERTY TAX                          |                    |
|---|-----------------------------|---|-----------------------------|--|--------------------|
| <b>GENERAL GOVERNMENT</b>                     |                             |   |                             | <b>STATE EQUALIZED TAX RATE</b>            |                    |
| Governing Body & Public Boards                | 141,350.00                  | 1969 — Property Taxes Collected                   | 79,917,085.86               | Local District School Taxes                | 1.91 40,730,233.92 |
| Municipal Clerk                               | 98,215.00                   | 1969 Payments in Lieu of Taxes                    | 202,246.49                  | Regional & Consolidated School Tax         | .30 6,433,622.00   |
| Financial Administration                      | 1,136,631.43                | Delinquent Tax & Lien Collections                 | 3,385,939.30                | School Taxes in Municipal Budget           |                    |
| Assessment of Taxes                           | 486,430.74                  | Business Personalty Replacement Taxes             | 5,043,144.50                | County Taxes                               | .96 20,499,063.75  |
| Collection of Taxes                           | 584,557.96                  | Taxes from Public Utilities                       | 5,856,554.57                | County Library Taxes                       | .01 182,000.00     |
| Planning, Housing & Development               | 316,194.44                  | Other Miscellaneous Tax Revenues                  | 31,316.29                   | Local Municipal Purpose Taxes              | .72 15,376,637.28  |
| Human Resources                               | 16,350.00                   | State Aid Revenues                                | 3,695,210.09                | Veteran & Senior Citizen Taxes             | .12 2,449,575.00   |
| Elections                                     | 78,976.46                   | Federal Aid Revenues                              | 91,558.14                   | Total Taxes for Rate Computation           | 4.02 85,671,131.95 |
| General Administration (other)                | 1,912,910.63                | Sale of Acquired Property                         | 208,945.01                  | Special District Taxes                     | 736,560.44         |
| <b>JUDICIARY</b>                              |                             | Other Miscellaneous Revenues                      | 4,539,867.10                | Bank Stock Taxes                           | 198,178.01         |
| Municipal Courts                              | 381,394.74                  | 1969 Revenues                                     | 102,971,867.35              | Added and Omitted Taxes                    | 1,403,621.63       |
| <b>PUBLIC SAFETY</b>                          |                             | Prior Years Surplus Appropriated                  | 5,999,386.80                | Total Taxes Levied - ABSTRACT              | 85,559,917.03      |
| Fire Protection                               | 3,655,893.94                | <b>REVENUES</b>                                   | <b>TOTAL</b> 108,971,254.15 |  | 85,351,162.44      |
| Police Protection                             | 8,656,016.75                |   |                             |  | 79,917,085.86      |
| Civil Defense & Disaster Control              | 78,391.47                   | <b>1969 REAL PROPERTY VALUATIONS</b>              |                             | <b>1969 TAXES COLLECTED</b>                |                    |
| Environmental Inspection & Control            | 470,250.26                  | Code Class # of Parcels %VAL'N                    | <b>ASSESSED VALUATION</b>   | 1969 Taxes Cancelled, Abated or Adjusted   | 904,097.67         |
| Other Public Safety                           | 34,059.98                   | 1 Vacant Land                                     |                             | Transfer to Tax Title Liens or Foreclosed  | 83,594.03          |
| <b>PUBLIC WORKS</b>                           |                             | 2 Residential                                     |                             | Balance Outstanding Dec. 31, 1969          | 4,446,384.88       |
| Streets and Drainage                          | 4,795,663.31                | 3 Farm  |                             | <b>PRIOR YEARS TAXES OUTSTANDING</b>       |                    |
| Sewers and Sewage Processing                  | 212,897.07                  | 4a Commercial                                     |                             | Balance January 1, 1969                    | 5,338,682.92       |
| Garbage and Trash Disposal                    | 2,047,762.38                | 4b Industrial                                     |                             | Collected in 1969                          | 3,072,063.47       |
| Public Buildings and Grounds                  | 1,118,141.27                | 4c Apartments                                     |                             | Cancelled, Abated or Adjusted (1969)       | 494,386.67         |
| Other Public Works                            | 36,337.00                   | Total   |                             | Transfers to Tax Title Liens or Foreclosed | 26,090.79          |
| <b>HEALTH and WELFARE</b>                     |                             |   |                             | Balance December 31, 1969                  | 1,746,141.99       |
| Health Services Except Environmental          | 731,165.89                  | <b>CAPITAL DEBT AUTHORIZED, DECEMBER 31, 1969</b> |                             | <b>TAX TITLE LIENS OUTSTANDING</b>         |                    |
| Welfare-Public Assistance                     | 264,362.09                  | ISSUED AND UNISSUED                               |                             | Balance January 1, 1969                    | 988,817.71         |
| Hospitals, Clinics, First Aid                 | 121,725.00                  | School  | 103,444,695                 | Transfers From Taxes                       | 110,391.22         |
| Animal, Insect, & Rodent Control              | 37,548.78                   | Self-liquidating                                  | 27,731,899                  | Redeemed in 1969                           | 313,875.83         |
| Other Welfare Services                        | 202,540.19                  | Other   | 20,026,923                  | Cancelled, Abated or Adjusted (1969)       | 7,485.93           |
| <b>RECREATION and CONSERVATION</b>            |                             | Total   | 151,203,518                 | Transfers to Foreclosed Property           | 10,121.52          |
| Beaches and Boardwalks                        |                             | ISSUED AND OUTSTANDING                            |                             | Balance December 31, 1969                  | 767,725.65         |
| Parks, Playgrounds, Shade Trees               | 789,356.56                  | School  | 83,739,500.00               | <b>PROPERTY ACQUIRED BY DEED OR</b>        |                    |
| Land Reclamation & Conservation               |                             | Self-liquidating                                  | 25,132,589.45               | <b>FORECLOSURE</b>                         |                    |
| Other Recreational Services                   | 174,840.68                  | Other   | 11,875,471.29               | Balance January 1, 1969                    | 2,938,939.58       |
| <b>EDUCATION (excluding schools)</b>          |                             | Total   | 120,747,560.74              | Transfers From Taxes or Liens              | 27,440.95          |
| Libraries                                     | 791,872.01                  | <b>EQUALIZED VALUATION BASIS</b>                  |                             | Sale for Cash (1969)                       | 180,087.85         |
| Other Educational Services                    | 169,499.35                  | <b>FOR NET DEBT COMPUTATION</b>                   | <b>2,040,397,233.65</b>     | Cancelled, Abated or Adjusted (1969)       | 9,082.84           |
| <b>STATUTORY EXPENDITURES</b>                 |                             | 1969 CAPITAL OUTLAY                               | <b>TOTAL</b> 3,157,702.60   | Balance December 31, 1969                  | 2,777,209.84       |
| Pensions & F.I.C.A.                           | 2,440,540.59                | Beaches and Boardwalks                            |                             | <b>CURRENT FINANCES DECEMBER 31, 1969</b>  |                    |
| Employee Fringe Benefits                      | 583,112.30                  | Parks and Playgrounds                             | 227,907.23                  | <b>ASSETS</b>                              |                    |
| Other Statutory Expenditures                  |                             | Public Buildings and Grounds                      | 164,140.18                  | Cash Dec. 31, 1969                         | 13,857,212.85      |
| <b>MUNICIPAL FUNCTIONS</b>                    | <b>TOTAL</b> 32,564,988.27  | Vehicular Equipment                               | 258,645.58                  | Taxes Receivable                           | 6,192,526.87       |
| <b>CAPITAL IMPROVEMENTS</b>                   | <b>1,448,885.73</b>         | Streets, Roads, Sidewalks, Storm Sewers           | 1,246,237.29                | Tax Title Liens                            | 767,725.65         |
| <b>DEBT SERVICE</b>                           |                             | Sewer System                                      | 608,040.75                  | Foreclosed Property                        | 2,777,209.84       |
| Principal Payments                            | 1,622,390.40                | Water Service                                     | 26,556.39                   | Emergencies & Other Deferred Charges       | 993,778.40         |
| Interest Payments                             | 537,627.95                  | Other Utilities                                   |                             | State Aid Receivable                       | 998,385.92         |
| <b>TYPE I SCHL DEBT *MEMO</b>                 |                             | Hospitals and Clinics                             |                             | Other Receivables                          | 5,229,552.55       |
| <b>DEFERRED CHARGES</b>                       | <b>508,688.66</b>           | Garbage and Trash Disposal Facilities             | 4,248.15                    | Total                                      | 30,816,392.08      |
| <b>SCHOOL, COUNTY, SPECIAL DISTRICT TAXES</b> | <b>68,581,480.11</b>        | Health Equipment                                  | 55,373.66                   | <b>LIABILITIES</b>                         |                    |
| <b>RESERVE FOR UNCOLLECTED TAXES</b>          | <b>5,998,725.23</b>         | Library and Education Facilities                  | 38,183.41                   | Cash Liabilities                           | 7,041,123.49       |
| <b>EXPENDITURES</b>                           | <b>TOTAL</b> 111,262,786.35 | Conservation and Recreation                       | 528,369.96                  | Reserves for Receivables                   | 14,924,463.74      |
|   |                             | Other Expenditures                                |                             | Surplus Dec. 31, 1969                      | 8,850,804.85       |
|   |                             |   |                             | Total                                      | 30,816,392.08      |

\*ABOVE DEBT SERVICE INCLUDES TYPE I SCHOOL DEBT

# CAPE MAY COUNTY

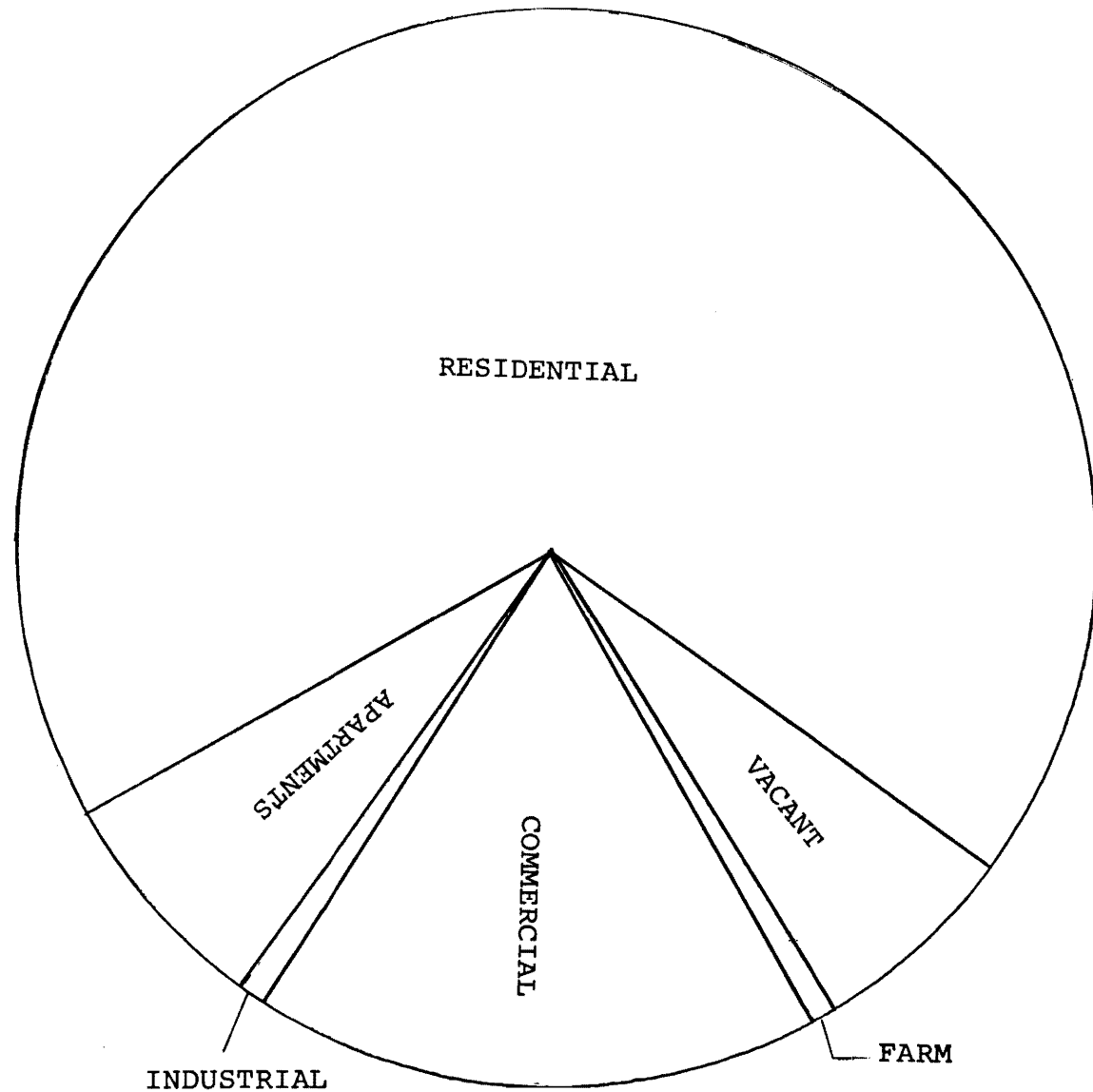
## DISTRIBUTION OF RATABLES

### PERCENTAGE DISTRIBUTION OF RATABLES

|             |      |
|-------------|------|
| Vacant      | 6.3  |
| Residential | 68.4 |
| Farm        | .5   |
| Commercial  | 17.2 |
| Industrial  | .8   |
| Apartments  | 6.8  |

### NUMBER OF PARCELS

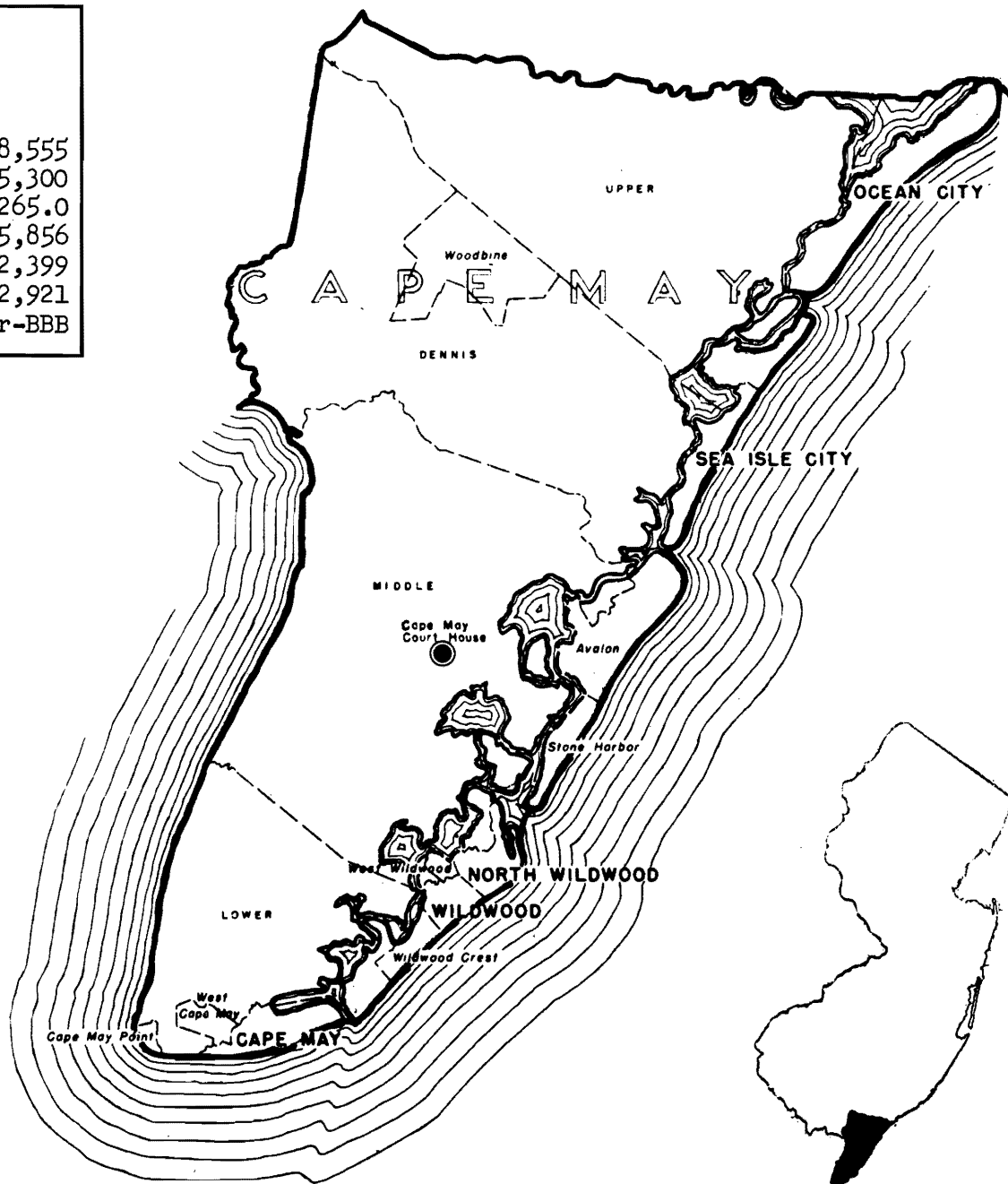
|             |        |
|-------------|--------|
| Vacant      | 23,648 |
| Residential | 37,518 |
| Farm        | 382    |
| Commercial  | 2,705  |
| Industrial  | 58     |
| Apartments  | 1,030  |



## CAPE MAY COUNTY

### COUNTY SEAT: CAPE MAY COURT HOUSE

|  |             |
|--|-------------|
| Population, 1960                             | 48,555      |
| Population, 1969 Est.                        | 55,300      |
| Land Area (Sq. Mi.)                          | 265.0       |
| Net Valuation Taxable                        | 670,165,856 |
| State Equalized Valuation                    | 806,692,399 |
| Tax Levy (With Bank Stock Tax)               | 4,332,921   |
| Bond Ratings: Moody-Baa; Standard & Poor-BBB |             |



## 0500

Population 1960 48,555  
 Population 1969 55,300  
 S & P Rating B88  
 Moody Rating EAA  
 Land Area 265.34 Sq. Miles

## CAPE MAY COUNTY

Net Valuation Taxable 670,165,856  
 Net Valuation on Which County Taxes  
 are apportioned: 188,706,530

## PER CAPITA:

Gross Debt 163.73  
 Net Debt 87.60  
 Debt Service 2.60  
 Total Tax Levy 77.76  
 County Functions 105.48

## PER CENT:

Gross Debt 1.22  
 Net Debt .65

| 1969 EXPENDITURES                    |            | 1969 EXPENDITURES (cont'd.)                           |                | 1969 REVENUES REALIZED                    |              |
|--------------------------------------|------------|---|----------------|---|--------------|
| <b>GENERAL GOVERNMENT</b>            |            |   |                |   |              |
| Governing Body and Public Boards     | 86,400.00  | EDUCATION (excluding schools)                         |                | 1969 Property Taxes                       | 4,300,071.47 |
| Clerk (County and Register)          | 144,946.00 | County Superintendent of Schools                      | 25,939.00      | Collateral Inheritance Tax                | 22,675.27    |
| Financial Administration             | 204,664.00 | Vocational Schools                                    | 125,195.00     | Financial Business Tax                    |              |
| Board of Taxation: Tax Assessment    | 34,585.00  | County College  |                | Franchise Tax                             |              |
| Planning, Housing, Development       | 106,285.00 | County Extension Services                             | 45,764.00      | Bank Stock Tax                            | 32,849.77    |
| Human Resources                      |            | Libraries   |                | Other Miscellaneous Tax                   |              |
| Elections                            | 104,260.00 | Other Educational Services                            | 50,800.00      | State Aid Revenues                        | 389,132.14   |
| Other General Administration         | 167,048.00 | <b>STATUTORY EXPENDITURES</b>                         |                | Federal Aid Revenues                      |              |
| <b>JUDICIARY</b>                     |            | Pensions & F.I.C.A.                                   | 329,560.00     | Institutional Revenues                    | 634,773.91   |
| County Courts                        | 68,535.00  | Employee Fringe Benefits                              | 85,000.00      | Courts                                    | 16,900.60    |
| District Courts                      | 5,824.00   | Other Statutory Expenditures                          |                | County Clerk & Register                   | 220,342.18   |
| Juvenile Courts                      |            |   |                | Surrogate                                 | 24,319.60    |
| Superior Court                       |            |   |                | Sheriff                                   | 21,979.02    |
| Jury Commission                      | 53,605.00  | <b>COUNTY FUNCTIONS</b>                               | 5,272,223.27   | Other Miscellaneous Revenues              | 166,386.81   |
| Law Library                          | 11,002.00  | <b>CAPITAL IMPROVEMENTS</b>                           | 141,100.00     | 1969 REVENUES                             | 5,829,430.77 |
| Prosecutor's Office                  | 127,775.00 | DEBT SERVICE  |                | Prior Years Surplus Appropriated          | 510,000.00   |
| Surrogate's Office                   | 36,442.00  | Principal Payments                                    | 175,000.00     | <b>BUDGET REVENUES</b>                    | 6,339,430.77 |
| Probation Office                     | 106,038.00 | Interest Payments                                     | 143,820.75     |   |              |
| Other Judicial                       |            |   |                |   |              |
| <b>PUBLIC SAFETY</b>                 |            | DEFERRED CHARGES                                      | 100,752.68     | <b>CURRENT FINANCES DECEMBER 31, 1969</b> |              |
| Police                               |            | RESERVE FOR UNCOLLECTED TAXES                         |                | <b>ASSETS</b>                             |              |
| Sheriff's Office                     | 72,260.00  | <b>EXPENDITURES</b>                                   | 5,832,896.70   | Cash Dec. 31, 1969                        | 1,054,538.40 |
| Civil Defense & Disaster Control     | 24,414.00  |   |                | Taxes Receivable                          |              |
| Environmental Inspection & Control   |            |   |                | Emergencies and Other Deferred Charges    | 289,000.00   |
| Weights & Measures                   | 12,144.00  | <b>CAPITAL DEBT AUTHORIZED, DECEMBER 31, 1969</b>     |                | State Aid Receivable                      | 154,727.62   |
| Correctional & Penal                 | 116,763.00 | ISSUED AND UNISSUED                                   |                | Other Receivable                          | 60,564.76    |
| Other Public Safety                  |            | School  |                | <b>ASSETS</b>                             | 1,558,830.78 |
| <b>PUBLIC WORKS</b>                  |            | Self-liquidating                                      |                | <b>LIABILITIES</b>                        |              |
| Roads & Bridges, Streets, Drainage   | 42,600.00  | Other   | 9,054,347      | Cash Liabilities                          | 661,488.88   |
| State Aid Motor Vehicle Fund         | 314,600.06 | Total   | 9,054,347      | Reserves for Receivables                  | 60,564.76    |
| County Funds                         | 430,900.00 |   |                | Surplus Dec. 31, 1969                     | 836,777.14   |
| Other Roads & Bridges                |            | <b>ISSUED AND OUTSTANDING</b>                         |                | <b>LIABILITIES</b>                        | 1,558,830.78 |
| Public Bldgs. & Grounds              | 232,800.00 | School  |                |   |              |
| Other Public Works                   | 115,615.00 | Self-liquidating                                      |                |   |              |
| <b>HEALTH &amp; WELFARE</b>          |            | Other   | 6,819,000.00   |   |              |
| County Health Department             | 242,265.00 | Total   | 6,819,000.00   |   |              |
| Mental Health Activities             | 268,500.00 | Equalized Valuation Basis<br>for Net Debt Computation | 740,410,513.67 |   |              |
| Tubercular Patient Care              | 2,300.00   |   |                |   |              |
| County Hospitals, Homes              | 580,225.00 | <b>1969 CAPITAL OUTLAY</b>                            | 1,820,357.49   |   |              |
| County Aid to Hospitals              | 53,558.00  | Beaches and Boardwalks                                |                |   |              |
| Health Clinics                       | 5,000.00   | Parks and Playgrounds                                 | 98,338.37      |   |              |
| Mosquito Extermination               | 262,757.21 | Public Buildings and Grounds                          |                |   |              |
| Health Services Except Environmental | 7,000.00   | Vehicular Equipment                                   |                |   |              |
| County Welfare Board - Welfare       | 407,523.00 | Streets, Roads, Sidewalks, Storm Sewers               | 91,100.00      |   |              |
| Child Welfare                        | 53,117.00  | Sewer System  |                |   |              |
| Other Welfare Services               | 33,336.00  | Water System  |                |   |              |
| <b>RECREATION AND CONSERVATION</b>   |            | Other Utilities                                       |                |   |              |
| Parks, Playgrounds, Shade Trees      | 70,375.00  | Hospitals and Clinics                                 |                |   |              |
| Land Reclamation & Conservation      |            | Garbage and Trash Disposal Facilities                 |                |   |              |
| Other Recreational Services          |            | Health Equipment                                      |                |   |              |
|                                      |            | Library and Education Facilities                      | 1,306,470.55   |   |              |
|                                      |            | Conservation and Recreation                           |                |   |              |
|                                      |            | Other Expenditures                                    | 324,448.57     |   |              |



State Equalized Value 798,975,893

State Equalized  
General Tax Rate: 2.43

Gross Debt 509.84  
Net Debt 227.34  
Debt Service 27.02  
Total Tax Levy 350.25  
Municipal Expenditures 338.59

Gross Debt 3.81  
Net Debt 1.70  
Tax Levy Collected 92.72  
Tax Levy Cancelled, Abated or Adjusted .26

| 1969 EXPENDITURES                      |               | 1969 REVENUES                         |               | 1969 PROPERTY TAX                  |                    |
|--|---------------|---------------------------------------|---------------|------------------------------------|--------------------|
| <b>GENERAL GOVERNMENT</b>              |               |                                       |               | <b>STATE EQUALIZED TAX RATE</b>    |                    |
| Governing Body & Public Boards         | 1,500.00      | 1969 — Property Taxes Collected       | 18,046,237.95 | Local District School Taxes        | .66 5,288,297.72   |
| Municipal Clerk                        | 66,792.01     | 1969 Payments in Lieu of Taxes        |               | Regional & Consolidated School Tax | .11 892,009.00     |
| Financial Administration               | 631,293.45    | Delinquent Tax & Lien Collections     | 1,218,062.54  | School Taxes in Municipal Budget   | .04 296,376.00     |
| Assessment of Taxes                    | 243,926.51    | Business Personalty Replacement Taxes | 673,750.00    | County Taxes                       | .54 4,300,071.47   |
| Collection of Taxes                    | 287,627.60    | Taxes from Public Utilities           | 2,458,706.61  | County Library Taxes               | .01 82,114.40      |
| Planning, Housing & Development        | 74,839.36     | Other Miscellaneous Tax Revenues      | 3,969.24      | Local Municipal Purpose Taxes      | 1.01 8,051,143.75  |
| Human Resources                        | 1,100.00      | State Aid Revenues                    | 589,569.91    | Veteran & Senior Citizen Taxes     | .06 500,550.00     |
| Elections                              | 12,027.75     | Federal Aid Revenues                  |               | Total Taxes for Rate Computation   | 2.43 19,410,562.34 |
| General Administration (other)         | 1,085,889.28  | Sale of Acquired Property             | 1,482,786.87  | Special District Taxes             | 142,890.86         |
| <b>JUDICIARY</b>                       |               | Other Miscellaneous Revenues          | 2,149,178.77  | Bank Stock Taxes                   | 32,849.77          |
| Municipal Courts                       | 135,367.79    | 1969 Revenues                         | 26,622,261.89 | Added and Omitted Taxes            | 283,057.72         |
| <b>PUBLIC SAFETY</b>                   |               | Prior Years Surplus Appropriated      | 2,810,171.08  | Total Taxes Levied - ABSTRACT      | 19,368,810.69      |
| Fire Protection                        | 878,247.39    | REVENUES                              | 29,432,432.97 |                                    | 19,463,142.00      |
| Police Protection                      | 2,059,940.82  |                                       |               |                                    | 18,046,237.95      |
| Civil Defense & Disaster Control       | 33,587.47     |                                       |               |                                    | 50,822.84          |
| Environmental Inspection & Control     | 153,852.63    |                                       |               |                                    | 75,351.06          |
| Other Public Safety                    |               |                                       |               |                                    | 1,290,730.15       |
| <b>PUBLIC WORKS</b>                    |               |                                       |               |                                    |                    |
| Streets and Drainage                   | 1,861,569.34  |                                       |               |                                    |                    |
| Sewers and Sewage Processing           | 429,822.02    |                                       |               |                                    |                    |
| Garbage and Trash Disposal             | 757,061.05    |                                       |               |                                    |                    |
| Public Buildings and Grounds           | 675,833.31    |                                       |               |                                    |                    |
| Other Public Works                     | 92,456.89     |                                       |               |                                    |                    |
| <b>HEALTH and WELFARE</b>              |               |                                       |               |                                    |                    |
| Health Services Except Environmental   | 92,013.90     |                                       |               |                                    |                    |
| Welfare-Public Assistance              | 58,206.38     |                                       |               |                                    |                    |
| Hospitals, Clinics, First Aid          | 5,300.00      |                                       |               |                                    |                    |
| Animal, Insect, & Rodent Control       | 64,730.19     |                                       |               |                                    |                    |
| Other Welfare Services                 | 9,439.00      |                                       |               |                                    |                    |
| <b>RECREATION and CONSERVATION</b>     |               |                                       |               |                                    |                    |
| Beaches and Boardwalks                 | 968,398.90    |                                       |               |                                    |                    |
| Parks, Playgrounds, Shade Trees        | 134,010.48    |                                       |               |                                    |                    |
| Land Reclamation & Conservation        | 1,000.00      |                                       |               |                                    |                    |
| Other Recreational Services            | 268,143.40    |                                       |               |                                    |                    |
| <b>EDUCATION (excluding schools)</b>   |               |                                       |               |                                    |                    |
| Libraries                              | 100,305.41    |                                       |               |                                    |                    |
| Other Educational Services             | 541,912.64    |                                       |               |                                    |                    |
| <b>STATUTORY EXPENDITURES</b>          |               |                                       |               |                                    |                    |
| Pensions & F.I.C.A.                    | 803,630.72    |                                       |               |                                    |                    |
| Employee Fringe Benefits               | 269,210.84    |                                       |               |                                    |                    |
| Other Statutory Expenditures           |               |                                       |               |                                    |                    |
| <b>MUNICIPAL FUNCTIONS</b>             |               |                                       |               |                                    |                    |
| <b>CAPITAL IMPROVEMENTS</b>            |               |                                       |               |                                    |                    |
| <b>DEBT SERVICE</b>                    |               |                                       |               |                                    |                    |
| Principal Payments                     | 891,421.51    |                                       |               |                                    |                    |
| Interest Payments                      | 602,592.03    |                                       |               |                                    |                    |
| TYPE I SCHL DEBT *MEMO                 | 306,001.00    |                                       |               |                                    |                    |
| <b>DEFERRED CHARGES</b>                |               |                                       |               |                                    |                    |
| SCHOOL, COUNTY, SPECIAL DISTRICT TAXES | 11,001,759.45 |                                       |               |                                    |                    |
| RESERVE FOR UNCOLLECTED TAXES          | 1,690,823.99  |                                       |               |                                    |                    |
| <b>EXPENDITURES</b>                    |               |                                       |               |                                    |                    |
| TOTAL                                  | 29,725,922.57 |                                       |               |                                    |                    |

\* ABOVE DEBT SERVICE INCLUDES TYPE I SCHOOL DEBT

# CUMBERLAND COUNTY

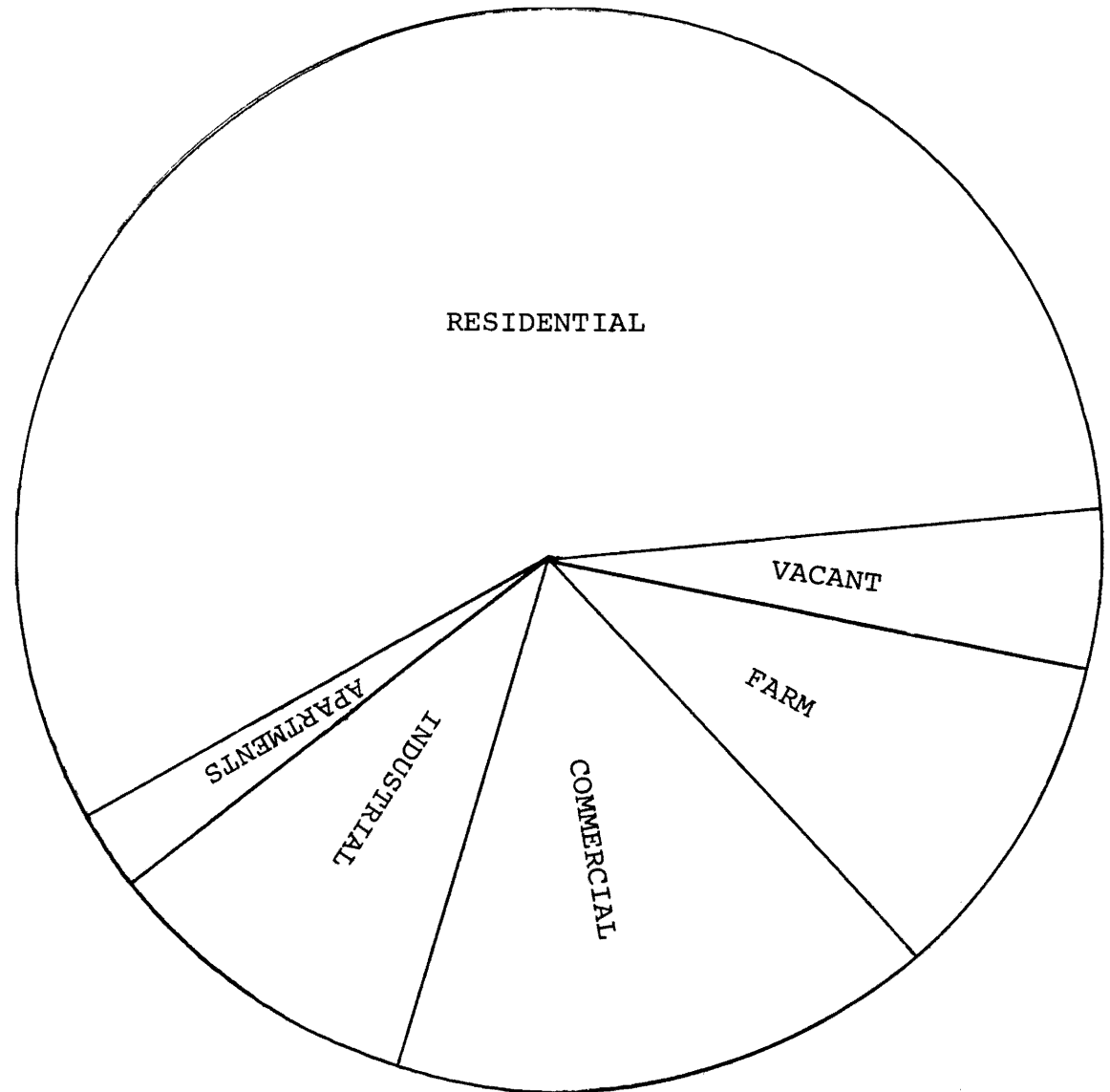
## DISTRIBUTION OF RATABLES

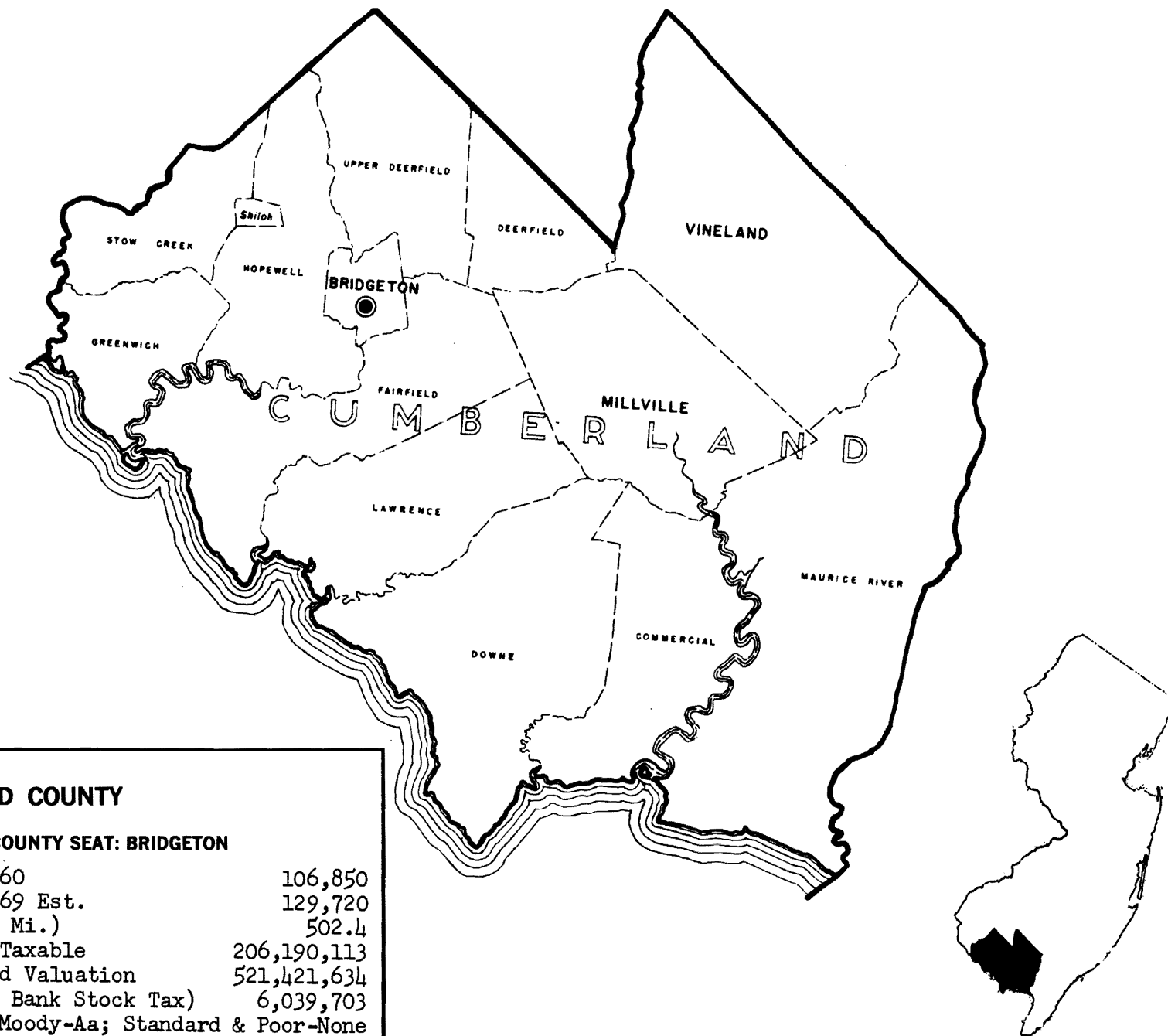
### PERCENTAGE DISTRIBUTION OF RATABLES

|             |      |
|-------------|------|
| Vacant      | 5.0  |
| Residential | 56.8 |
| Farm        | 10.0 |
| Commercial  | 16.4 |
| Industrial  | 9.7  |
| Apartments  | 2.1  |

### NUMBER OF PARCELS

|             |        |
|-------------|--------|
| Vacant      | 13,740 |
| Residential | 28,263 |
| Farm        | 4,330  |
| Commercial  | 2,352  |
| Industrial  | 389    |
| Apartments  | 77     |





## CUMBERLAND COUNTY

COUNTY SEAT: BRIDGETON

|  |             |
|--|-------------|
| Population, 1960                             | 106,850     |
| Population, 1969 Est.                        | 129,720     |
| Land Area (Sq. Mi.)                          | 502.4       |
| Net Valuation Taxable                        | 206,190,113 |
| State Equalized Valuation                    | 521,421,634 |
| Tax Levy (With Bank Stock Tax)               | 6,039,703   |
| Bond Ratings: Moody-Aa; Standard & Poor-None |             |

6600

Population 1960 106,850  
Population 1969 129,720

Moody Rating AA  
Land Area 502.40 Sq. Miles

CLIMBERLAND COUNTY

Net Valuation Taxable 206,190,113

Net Valuation on Which County Taxes  
are apportioned: 565,309,173

PER CAPITA:

Gross Debt 69.97  
Net Debt 69.97  
Debt Service 2.44  
Total Tax Levy 46.12  
County Functions 63.08

PER CENT:

Gross Debt 1.79  
Net Debt 1.79

| 1969 EXPENDITURES                    |              | 1969 EXPENDITURES (cont'd.)                               |                       | 1969 REVENUES REALIZED                    |                     |
|--------------------------------------|--------------|---|-----------------------|---|---------------------|
| <b>GENERAL GOVERNMENT</b>            |              | <b>EDUCATION (excluding schools)</b>                      |                       | <b>1969 Property Taxes</b>                | <b>5,983,170.09</b> |
| Governing Body and Public Boards     | 68,627.41    | County Superintendent of Schools                          | 26,407.27             | Collateral Inheritance Tax                | 44,565.28           |
| Clerk (County and Register)          | 57,550.00    | Vocational Schools  | 39,489.34             | Financial Business Tax                    | 10,804.77           |
| Financial Administration             | 126,818.30   | County College  | 280,921.00            | Franchise Tax                             |                     |
| Board of Taxation: Tax Assessment    | 5,474.86     | County Extension Services                                 | 47,866.58             | Bank Stock Tax                            | 56,533.24           |
| Planning, Housing, Development       | 83,733.49    | Libraries   | 65,000.00             | Other Miscellaneous Tax                   |                     |
| Human Resources                      |              | Other Educational Services                                | 1,000.00              | State Aid Revenues                        | 725,452.53          |
| Elections                            | 103,392.09   | <b>STATUTORY EXPENDITURES</b>                             | <b>305,264.00</b>     | Federal Aid Revenues                      |                     |
| Other General Administration         | 58,392.39    | Pensions & F.I.C.A.                                       | 140,176.28            | Institutional Revenues                    | 473,226.40          |
| <b>JUDICIARY</b>                     |              | Employee Fringe Benefits                                  |                       | Courts                                    | 28,607.20           |
| County Courts                        | 165,570.55   | Other Statutory Expenditures                              |                       | County Clerk & Register                   | 84,321.90           |
| District Courts                      | 24,693.08    |   |                       | Surrogate                                 | 30,369.61           |
| Juvenile Courts                      | 40,853.73    | <b>COUNTY FUNCTIONS</b>                                   | <b>6,918,275.72</b>   | Sheriff                                   | 30,625.72           |
| Superior Court                       | 4,153.21     | <b>CAPITAL IMPROVEMENTS</b>                               | <b>60,000.00</b>      | Other Miscellaneous Revenues              | 476,998.74          |
| Jury Commission                      | 67,738.24    | <b>DEBT SERVICE</b>                                       |                       | <b>1969 REVENUES</b>                      | <b>7,944,675.48</b> |
| Law Library                          | 4,712.50     | Principal Payments  | 595,000.00            | Prior Years Surplus Appropriated          | 200,000.00          |
| Prosecutor's Office                  | 102,471.79   | Interest Payments   | 316,612.50            | <b>BUDGET REVENUES</b>                    | <b>8,144,675.48</b> |
| Surrogate's Office                   | 41,585.20    |   |                       |   |                     |
| Probation Office                     | 125,011.30   |   |                       |   |                     |
| Other Judicial                       |              |   |                       |   |                     |
| <b>PUBLIC SAFETY</b>                 |              | <b>DEFERRED CHARGES</b>                                   | <b>292,611.09</b>     | <b>CURRENT FINANCES DECEMBER 31, 1969</b> |                     |
| Police                               |              | <b>RESERVE FOR UNCOLLECTED TAXES</b>                      |                       | <b>ASSETS</b>                             |                     |
| Sheriff's Office                     | 74,750.51    | <b>EXPENDITURES</b>                                       | <b>8,182,499.31</b>   | Cash Dec. 31, 1969                        | 272,768.85          |
| Civil Defense & Disaster Control     | 12,558.48    |   |                       | Taxes Receivable                          |                     |
| Environmental Inspection & Control   |              |   |                       | Emergencies and Other Deferred Charges    | 260,247.32          |
| Weights & Measures                   | 16,760.56    |   |                       | State Aid Receivable                      | 966,761.00          |
| Correctional & Penal                 | 257,236.15   |   |                       | Other Receivable                          | 127,295.00          |
| Other Public Safety                  |              |   |                       | <b>ASSETS</b>                             | <b>1,627,072.17</b> |
| <b>PUBLIC WORKS</b>                  |              | <b>CAPITAL DEBT AUTHORIZED, DECEMBER 31, 1969</b>         |                       | <b>LIABILITIES</b>                        |                     |
| Roads & Bridges, Streets, Drainage   | 7,377.95     | <b>ISSUED AND UNISSUED</b>                                |                       | Cash Liabilities                          | 1,008,177.78        |
| State Aid Motor Vehicle Fund         | 511,683.58   | School  |                       | Reserves for Receivables                  | 127,295.00          |
| County Funds                         | 151,378.54   | Self-liquidating  | 9,077,000             | Surplus Dec. 31, 1969                     | 491,599.39          |
| Other Roads & Bridges                |              | Other   | 9,077,000             | <b>LIABILITIES</b>                        | <b>1,627,072.17</b> |
| Public Bldgs. & Grounds              | 75,415.53    | <b>Total</b>  | <b>9,077,000</b>      |   |                     |
| Other Public Works                   |              |   |                       |   |                     |
| <b>HEALTH &amp; WELFARE</b>          |              | <b>ISSUED AND OUTSTANDING</b>                             |                       |   |                     |
| County Health Department             | 227,365.12   | School  |                       |   |                     |
| Mental Health Activities             | 466,364.05   | Self-liquidating  |                       |   |                     |
| Tubercular Patient Care              | 1,465.72     | Other   |                       |   |                     |
| County Hospitals, Homes              | 1,327,187.18 | <b>Total</b>  | <b>8,602,000.00</b>   |   |                     |
| County Aid to Hospitals              | 230,000.00   |   |                       |   |                     |
| Health Clinics                       | 5,240.00     |   |                       |   |                     |
| Mosquito Extermination               | 55,475.51    |   |                       |   |                     |
| Health Services Except Environmental | 300.00       |   |                       |   |                     |
| County Welfare Board - Welfare       | 1,105,000.00 |   |                       |   |                     |
| Child Welfare                        | 178,833.20   |   |                       |   |                     |
| Other Welfare Services               | 49,952.23    |   |                       |   |                     |
| <b>RECREATION AND CONSERVATION</b>   |              | <b>Equalized Valuation Basis for Net Debt Computation</b> | <b>503,006,163.66</b> |   |                     |
| Parks, Playgrounds, Shade Trees      |              | <b>1969 CAPITAL OUTLAY</b>                                | <b>1,759,620.27</b>   |   |                     |
| Land Reclamation & Conservation      |              | Beaches and Boardwalks                                    |                       |   |                     |
| Other Recreational Services          |              | Parks and Playgrounds                                     |                       |   |                     |
|                                      |              | Public Buildings and Grounds                              | 243,547.66            |   |                     |
|                                      |              | Vehicular Equipment                                       | 138.35                |   |                     |
|                                      |              | Streets, Roads, Sidewalks, Storm Sewers                   | 1,515,934.26          |   |                     |
|                                      |              | Sewer System  |                       |   |                     |
|                                      |              | Water System  |                       |   |                     |
|                                      |              | Other Utilities   |                       |   |                     |
|                                      |              | Hospitals and Clinics                                     |                       |   |                     |
|                                      |              | Garbage and Trash Disposal Facilities                     |                       |   |                     |
|                                      |              | Health Equipment  |                       |   |                     |
|                                      |              | Library and Education Facilities                          |                       |   |                     |
|                                      |              | Conservation and Recreation                               |                       |   |                     |
|                                      |              | Other Expenditures  |                       |   |                     |

State Equalized Value 515,440,805

State Equalized  
General Tax Rate: 3.82

## PER CAPITA:

Gross Debt 442.98  
Net Debt 144.98  
Debt Service 8.92  
Total Tax Levy 150.81  
Municipal Expenditures 82.76

## PER CENT:

Gross Debt 11.42  
Net Debt 3.74  
Tax Levy Collected 92.14  
Tax Levy Cancelled, Abated or Adjusted 4.7

| 1969 EXPENDITURES                      |                      | 1969 REVENUES                                     |                    | 1969 PROPERTY TAX                               |      |
|--|----------------------|---|--------------------|---|------|
| <b>GENERAL GOVERNMENT</b>              |                      |   |                    | <b>STATE EQUALIZED TAX RATE</b>                 |      |
| Governing Body & Public Boards         | 4,500.00             | 1969 — Property Taxes Collected                   | 18,039,710.09      | Local District School Taxes                     | 1.94 |
| Municipal Clerk                        | 17,300.00            | 1969 Payments in Lieu of Taxes                    |                    | Regional & Consolidated School Tax              | .10  |
| Financial Administration               | 425,458.20           | Delinquent Tax & Lien Collections                 | 1,183,967.42       | School Taxes in Municipal Budget                | 1.16 |
| Assessment of Taxes                    | 162,555.67           | Business Personality Replacement Taxes            | 1,577,411.00       | County Taxes                                    |      |
| Collection of Taxes                    | 166,342.27           | Taxes from Public Utilities                       | 1,519,701.60       | County Library Taxes                            |      |
| Planning, Housing & Development        | 89,610.95            | Other Miscellaneous Tax Revenues                  | 13,970.44          | Local Municipal Purpose Taxes                   | .50  |
| Human Resources                        | 13,860.00            | State Aid Revenues                                | 1,166,334.60       | Veteran & Senior Citizen Taxes                  | .12  |
| Elections                              | 28,940.00            | Federal Aid Revenues                              | 102,020.10         | Total Taxes for Rate Computation                | 3.82 |
| General Administration (other)         | 611,180.83           | Sale of Acquired Property                         | 38,791.61          | Special District Taxes                          |      |
| <b>JUDICIARY</b>                       |                      | Other Miscellaneous Revenues                      | 1,175,626.52       | Bank Stock Taxes                                |      |
| Municipal Courts                       | 95,472.79            | 1969 Revenues                                     | 24,817,533.38      | Added and Omitted Taxes                         |      |
| <b>PUBLIC SAFETY</b>                   |                      | Prior Years Surplus Appropriated                  | 1,141,308.17       | Total Taxes Levied - ABSTRACT                   |      |
| Fire Protection                        | 504,544.73           | <b>REVENUES</b>                                   | <b>TOTAL</b>       |   |      |
| Police Protection                      | 1,453,460.70         |   | 25,958,841.55      |   |      |
| Civil Defense & Disaster Control       | 12,700.00            | <b>1969 REAL PROPERTY VALUATIONS</b>              |                    | <b>1969 TAXES COLLECTED</b>                     |      |
| Environmental Inspection & Control     | 90,569.56            | Code Class # of Parcels %VAL'N                    | ASSESSED VALUATION | 1969 Taxes Cancelled, Abated or Adjusted        |      |
| Other Public Safety                    |                      | 1 Vacant Land                                     |                    | Transfer to Tax Title Liens or Foreclosed       |      |
| <b>PUBLIC WORKS</b>                    |                      | 2 Residential                                     |                    | Balance Outstanding Dec. 31, 1969               |      |
| Streets and Drainage                   | 1,438,839.69         | 3 Farm  |                    |   |      |
| Sewers and Sewage Processing           | 6,000.00             | 4a Commercial                                     |                    | <b>PRIOR YEARS TAXES OUTSTANDING</b>            |      |
| Garbage and Trash Disposal             | 189,095.78           | 4b Industrial                                     |                    | Balance January 1, 1969                         |      |
| Public Buildings and Grounds           | 231,946.82           | 4c Apartments                                     |                    | Collected in 1969                               |      |
| Other Public Works                     | 8,400.00             | Total   |                    | Cancelled, Abated or Adjusted (1969)            |      |
| <b>HEALTH and WELFARE</b>              |                      | <b>CAPITAL DEBT AUTHORIZED, DECEMBER 31, 1969</b> |                    | Transfers to Tax Title Liens or Foreclosed      |      |
| Health Services Except Environmental   | 188,425.00           | ISSUED AND UNISSUED                               | GROSS DEBT         | Balance December 31, 1969                       |      |
| Welfare-Public Assistance              | 73,902.81            | School  | 25,231,500         | <b>TAX TITLE LIENS OUTSTANDING</b>              |      |
| Hospitals, Clinics, First Aid          | 61,550.00            | Self-Liquidating                                  | 24,143,433         | Balance January 1, 1969                         |      |
| Animal, Insect, & Rodent Control       | 55,251.65            | Other   | 8,088,185          | Transfers From Taxes                            |      |
| Other Welfare Services                 |                      | Total   | 57,463,119         | Redeemed in 1969                                |      |
| <b>RECREATION and CONSERVATION</b>     |                      | <b>ISSUED AND OUTSTANDING</b>                     |                    | Cancelled, Abated or Adjusted (1969)            |      |
| Beaches and Boardwalks                 |                      | School  | 15,878,000.00      | Transfers to Foreclosed Property                |      |
| Parks, Playgrounds, Shade Trees        | 204,444.00           | Self-Liquidating                                  | 12,208,933.30      | Balance December 31, 1969                       |      |
| Land Reclamation & Conservation        | 2,500.00             | Other   | 3,111,966.70       | <b>PROPERTY ACQUIRED BY DEED OR FORECLOSURE</b> |      |
| Other Recreational Services            | 242,881.05           | Total   | 31,198,900.00      | Balance January 1, 1969                         |      |
| <b>EDUCATION (excluding schools)</b>   |                      | <b>EQUALIZED VALUATION BASIS</b>                  |                    | Transfers From Taxes or Liens                   |      |
| Libraries                              | 232,741.00           | FOR NET DEBT COMPUTATION                          | 503,006,163.01     | Sale for Cash (1969)                            |      |
| Other Educational Services             | 2,300.00             |   |                    | Cancelled, Abated or Adjusted (1969)            |      |
| <b>STATUTORY EXPENDITURES</b>          |                      | <b>1969 CAPITAL OUTLAY</b>                        |                    | Balance December 31, 1969                       |      |
| Pensions & F.I.C.A.                    | 399,755.56           | TOTAL   | 8,289,468.96       | <b>CURRENT FINANCES DECEMBER 31, 1969</b>       |      |
| Employee Fringe Benefits               | 41,650.00            | Beaches and Boardwalks                            | 12,600.00          | <b>ASSETS</b>                                   |      |
| Other Statutory Expenditures           |                      | Parks and Playgrounds                             | 5,200.00           | Cash Dec. 31, 1969                              |      |
| <b>MUNICIPAL FUNCTIONS</b>             |                      | Public Buildings and Grounds                      | 1,568,022.60       | Taxes Receivable                                |      |
| <b>CAPITAL IMPROVEMENTS</b>            |                      | Vehicular Equipment                               | 75,496.58          | Tax Title Liens                                 |      |
| <b>DEBT SERVICE</b>                    |                      | Streets, Roads, Sidewalks, Storm Sewers           | 538,871.42         | Foreclosed Property                             |      |
| Principal Payments                     | 577,665.11           | Sewer System                                      | 1,654,524.25       | Emergencies & Other Deferred Charges            |      |
| Interest Payments                      | 579,460.09           | Water Service                                     | 48,209.77          | State Aid Receivable                            |      |
| <b>TYPE I SCHL DEBT *MEMO</b>          |                      | Other Utilities                                   | 4,065,565.71       | Other Receivables                               |      |
| <b>DEFERRED CHARGES</b>                |                      | Hospitals and Clinics                             |                    | Total   |      |
| SCHOOL, COUNTY, SPECIAL DISTRICT TAXES | 16,693,159.55        | Garbage and Trash Disposal Facilities             |                    | <b>LIABILITIES</b>                              |      |
| RESERVE FOR UNCOLLECTED TAXES          | 1,547,129.48         | Health Equipment                                  |                    | Cash Liabilities                                |      |
|  |                      | Library and Education Facilities                  | 49,580.00          | Reserves for Receivables                        |      |
|  |                      | Conservation and Recreation                       |                    | Surplus Dec. 31, 1969                           |      |
| <b>EXPENDITURES</b>                    |                      | Other Expenditures                                | 271,398.63         | Total   |      |
| <b>TOTAL</b>                           | <b>27,429,071.30</b> |   |                    |   |      |

\*ABOVE DEBT SERVICE INCLUDES TYPE I SCHOOL DEBT

# ESSEX COUNTY

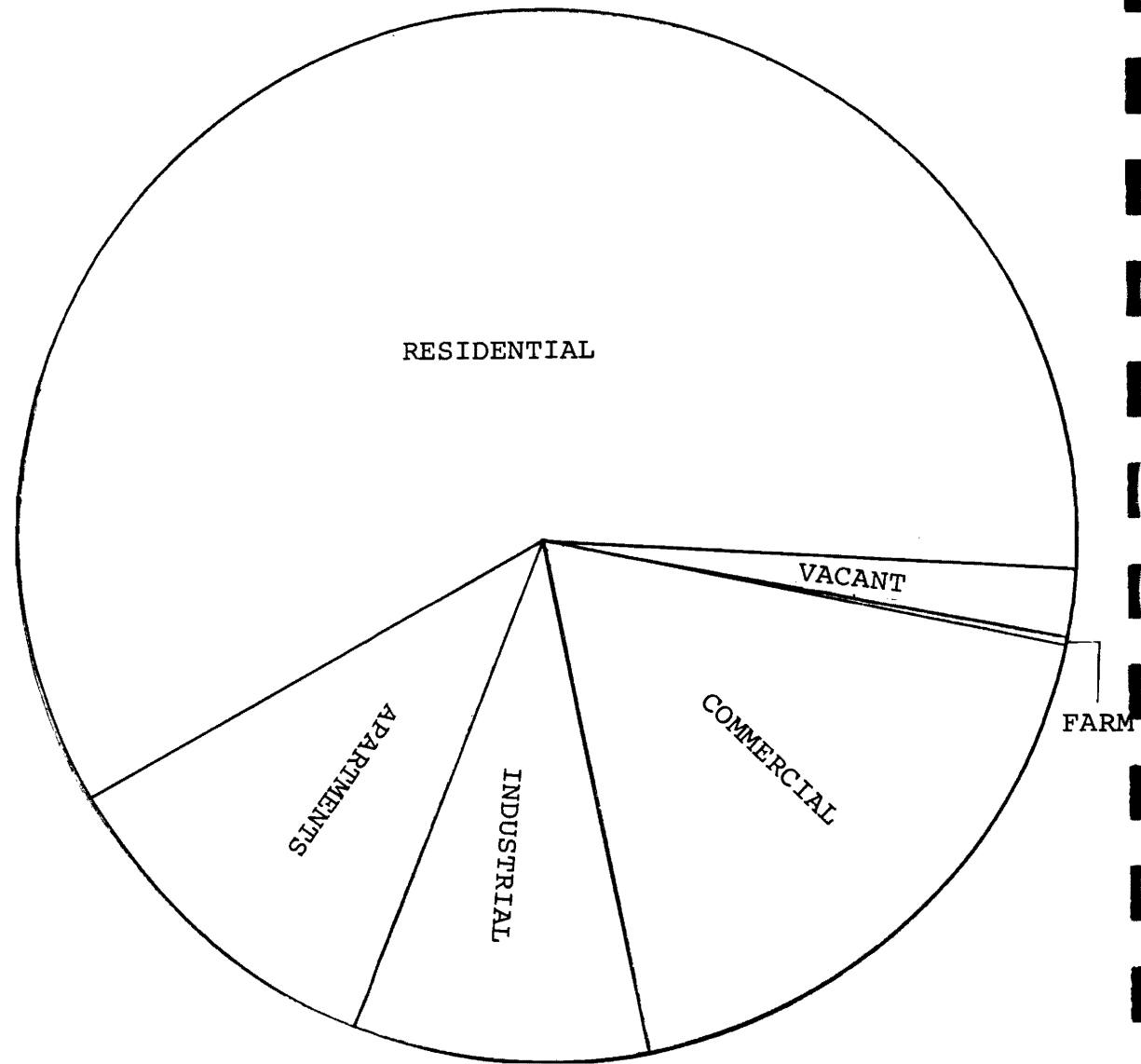
## DISTRIBUTION OF RATABLES

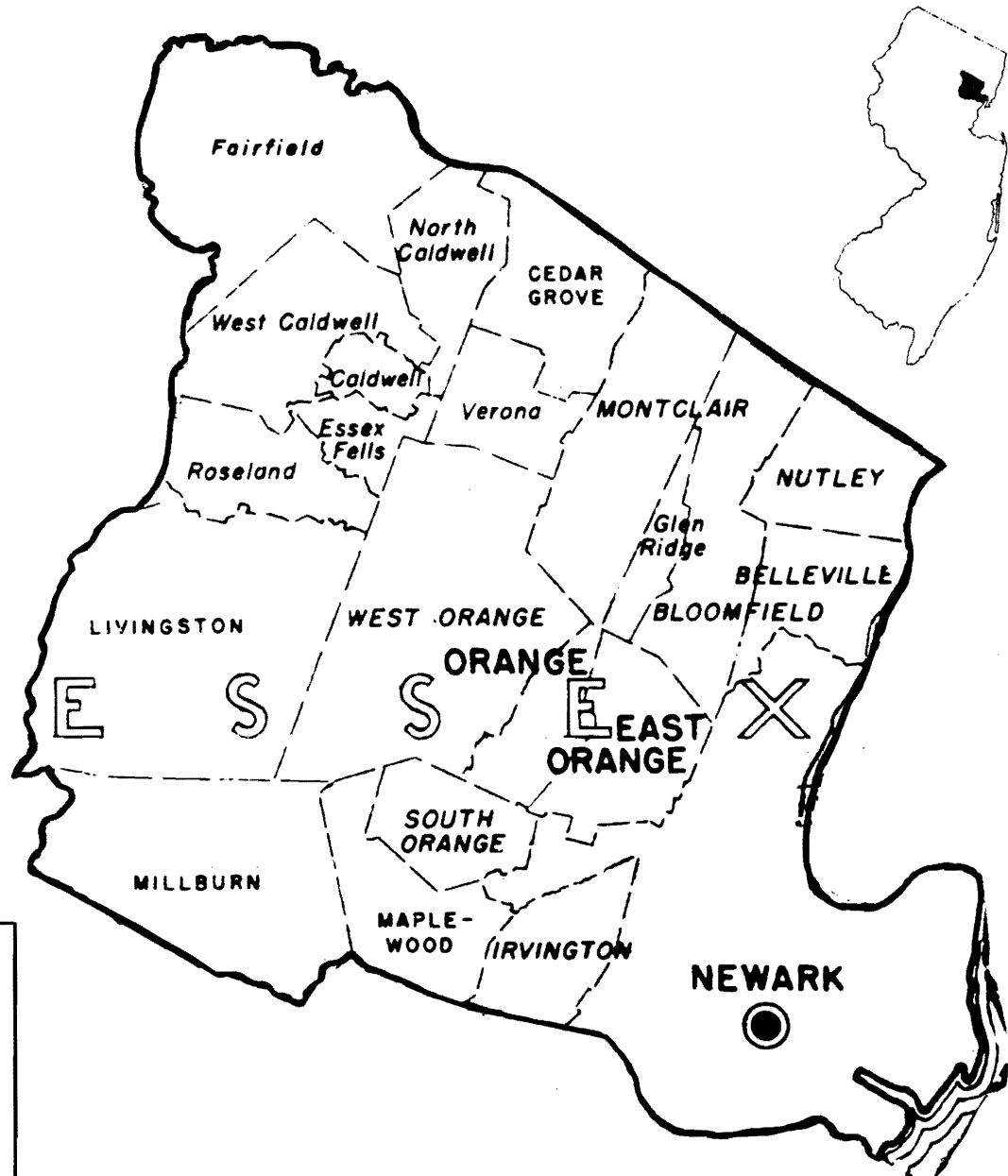
### PERCENTAGE DISTRIBUTION OF RATABLES

|             |      |
|-------------|------|
| Vacant      | 1.9  |
| Residential | 59.0 |
| Farm        | .2   |
| Commercial  | 19.0 |
| Industrial  | 9.2  |
| Apartments  | 10.7 |

### NUMBER OF PARCELS

|             |         |
|-------------|---------|
| Vacant      | 9,330   |
| Residential | 135,263 |
| Farm        | 62      |
| Commercial  | 13,461  |
| Industrial  | 2,700   |
| Apartments  | 5,332   |





## ESSEX COUNTY

COUNTY SEAT: NEWARK

|  |               |
|--|---------------|
| Population, 1960                           | 923,545       |
| Population, 1969 Est.                      | 972,150       |
| Land Area (Sq. Mi.)                        | 127.44        |
| Net Valuation Taxable                      | 4,980,908,847 |
| State Equalized Valuation                  | 5,679,363,653 |
| Tax Levy (With Bank Stock Tax)             | 66,550,766    |
| Bond Ratings: Moody-Aa; Standard & Poor-AA |               |

C700

Population 1960 923,545  
 Population 1969 972,150  
 S & P Rating AA  
 Moody Rating AA  
 Land Area 127.44 Sq. Miles

## ESSEX COUNTY

Net Valuation Taxable 4,580,908,847

Net Valuation on Which County Taxes  
 are apportioned: 5,850,938,039

## PER CAPITA:

Gross Debt 67.86  
 Net Debt 67.86  
 Debt Service 1.67  
 Total Tax Levy 67.07  
 County Functions: 84.55

## PER CENT:

Gross Debt 1.23  
 Net Debt 1.23

| 1969 EXPENDITURES                    | 1969 EXPENDITURES (cont'd.) |   |                  | 1969 REVENUES REALIZED                    |               |
|--------------------------------------|-----------------------------|---|------------------|---|---------------|
| <b>GENERAL GOVERNMENT</b>            |                             |   |                  |   |               |
| Governing Body and Public Boards     | 323,205.49                  | EDUCATION (excluding schools)                     |                  | 1969 Property Taxes                       | 65,204,009.92 |
| Clerk (County and Register)          | 522,585.50                  | County Superintendent of Schools                  | 80,963.72        | Collateral Inheritance Tax                | 763,717.65    |
| Financial Administration             | 1,163,655.65                | Vocational Schools                                | 2,899,450.00     | Financial Business Tax                    | 183,061.29    |
| Board of Taxation: Tax Assessment    | 123,015.38                  | County College                                    | 871,549.12       | Franchise Tax                             | 639,778.38    |
| Planning, Housing, Development       | 130,960.88                  | County Extension Services                         | 89,861.64        | Bank Stock Tax                            | 759,672.35    |
| Human Resources                      |                             | Libraries   |                  | Other Miscellaneous Tax                   |               |
| Elections                            | 552,325.40                  | Other Educational Services                        |                  | State Aid Revenues                        | 8,372,186.04  |
| Other General Administration         | 1,040,564.06                | <b>STATUTORY EXPENDITURES</b>                     |                  | Federal Aid Revenues                      | 693,394.05    |
| <b>JUDICIARY</b>                     |                             | Pensions & F.I.C.A.                               | 3,749,291.17     | Institutional Revenues                    | 3,514,781.05  |
| County Courts                        | 2,455,175.64                | Employee Fringe Benefits                          | 621,656.99       | Courts                                    | 510,359.67    |
| District Courts                      | 671,481.18                  | Other Statutory Expenditures                      |                  | County Clerk & Register                   | 125,152.51    |
| Juvenile Courts                      | 224,602.00                  |   |                  | Surrogate                                 | 279,720.29    |
| Superior Court                       |                             |   |                  | Sheriff                                   | 369,606.04    |
| Jury Commission                      | 502,017.80                  | <b>COUNTY FUNCTIONS</b>                           | 77,293,584.23    | Other Miscellaneous Revenues              | 1,327,731.44  |
| Law Library                          | 30,600.17                   | <b>CAPITAL IMPROVEMENTS</b>                       | 201,000.00       | 1969 REVENUES                             | 82,743,170.68 |
| Prosecutor's Office                  | 1,512,008.17                | <b>DEBT SERVICE</b>                               |                  | Prior Years Surplus Appropriated          | 3,250,000.00  |
| Surrogate's Office                   | 233,040.00                  | Principal Payments                                | 3,067,000.00     | <b>BUDGET REVENUES</b>                    | 85,993,170.68 |
| Probation Office                     | 2,224,655.27                | Interest Payments                                 | 1,620,052.85     |   |               |
| Other Judicial                       |                             |   |                  |   |               |
| <b>PUBLIC SAFETY</b>                 |                             | <b>DEFERRED CHARGES</b>                           | 10,832.14        | <b>CURRENT FINANCES DECEMBER 31, 1969</b> |               |
| Police                               | 7,401.34                    | <b>RESERVE FOR UNCOLLECTED TAXES</b>              |                  | <b>ASSETS</b>                             |               |
| Sheriff's Office                     | 1,060,336.17                |   |                  | Cash Dec. 31, 1969                        | 13,148,805.69 |
| Civil Defense & Disaster Control     | 44,032.79                   | <b>EXPENDITURES</b>                               | 82,192,469.22    | Taxes Receivable                          |               |
| Environmental Inspection & Control   |                             |   |                  | Emergencies and Other Deferred Charges    | 16,997.45     |
| Weights & Measures                   | 54,064.11                   |   |                  | State Aid Receivable                      | 800.00        |
| Correctional & Penal                 | 5,048,160.91                |   |                  | Other Receivable                          |               |
| Other Public Safety                  | 220,635.45                  |   |                  | <b>ASSETS</b>                             | 13,166,603.14 |
| <b>PUBLIC WORKS</b>                  |                             | <b>CAPITAL DEBT AUTHORIZED, DECEMBER 31, 1969</b> |                  | <b>LIABILITIES</b>                        |               |
| Roads & Bridges, Streets, Drainage   |                             | <b>ISSUED AND UNISSUED</b>                        |                  | Cash Liabilities                          | 4,866,931.79  |
| State Aid Motor Vehicle Fund         |                             | School  |                  | Reserves for Receivables                  | 800.00        |
| County Funds                         |                             | Self-liquidating                                  | 65,974,260       | Surplus Dec. 31, 1969                     | 8,298,871.35  |
| Other Roads & Bridges                |                             | Other   | 65,974,260       | <b>LIABILITIES</b>                        | 13,166,603.14 |
| Public Bldgs. & Grounds              |                             | Total   | 65,974,260       |   |               |
| Other Public Works                   |                             |   |                  |   |               |
| <b>HEALTH &amp; WELFARE</b>          |                             | <b>ISSUED AND OUTSTANDING</b>                     |                  |   |               |
| County Health Department             | 154,657.08                  | School  |                  |   |               |
| Mental Health Activities             | 15,995,951.82               | Self-liquidating                                  |                  |   |               |
| Tubercular Patient Care              | 2,157,307.42                | Other   |                  |   |               |
| County Hospitals, Homes              | 4,632,562.44                | Total   | 55,204,000.00    |   |               |
| County Aid to Hospitals              |                             |   | 55,204,000.00    |   |               |
| Health Clinics                       | 55,000.00                   | Equalized Valuation Basis                         |                  |   |               |
| Mosquito Extermination               | 466,573.00                  | for Net Debt Computation                          | 5,355,478,539.67 |   |               |
| Health Services Except Environmental | 88,500.00                   | <b>1969 CAPITAL OUTLAY</b>                        | 5,613,796.01     |   |               |
| County Welfare Board - Welfare       | 16,768,555.00               | Beaches and Boardwalks                            |                  |   |               |
| Child Welfare                        | 1,041,150.28                | Parks and Playgrounds                             | 4,338,777.38     |   |               |
| Other Welfare Services               | 314,665.53                  | Public Buildings and Grounds                      | 2,750.10         |   |               |
| <b>RECREATION AND CONSERVATION</b>   |                             | Vehicular Equipment                               | 587,846.53       |   |               |
| Parks, Playgrounds, Shade Trees      | 4,711,851.20                | Streets, Roads, Sidewalks, Storm Sewers           |                  |   |               |
| Land Reclamation & Conservation      |                             | Sewer System                                      |                  |   |               |
| Other Recreational Services          |                             | Water System                                      |                  |   |               |
|                                      |                             | Other Utilities                                   |                  |   |               |
|                                      |                             | Hospitals and Clinics                             |                  |   |               |
|                                      |                             | Garbage and Trash Disposal Facilities             |                  |   |               |
|                                      |                             | Health Equipment                                  | 684,422.00       |   |               |
|                                      |                             | Library and Education Facilities                  |                  |   |               |
|                                      |                             | Conservation and Recreation                       |                  |   |               |
|                                      |                             | Other Expenditures                                |                  |   |               |



State Equalized Value 5,503,374,204

State Equalized  
General Tax Rate: 5.14

## PER CAPITA:

Gross Debt 325.76  
Net Debt 92.47  
Debt Service 15.48  
Total Tax Levy 290.07  
Municipal Expenditures 198.64

## PER CENT:

Gross Debt 5.91  
Net Debt 1.68  
Tax Levy Collected 93.13  
Tax Levy Cancelled, Abated  
or Adjusted 2.12

| 1969 EXPENDITURES                      |                             | 1969 REVENUES                                     |                             | 1969 PROPERTY TAX                          |                     |
|--|-----------------------------|---|-----------------------------|--|---------------------|
| <b>GENERAL GOVERNMENT</b>              |                             |   |                             | <b>STATE EQUALIZED TAX RATE</b>            |                     |
| Governing Body & Public Boards         | 1,316,393.06                | 1969 — Property Taxes Collected                   | 262,824,246.50              | Local District School Taxes                | 1.88 103,491,511.96 |
| Municipal Clerk                        | 721,678.57                  | 1969 Payments in Lieu of Taxes                    | 1,010,678.36                | Regional & Consolidated School Tax         | .26 14,155,110.11   |
| Financial Administration               | 2,629,799.48                | Delinquent Tax & Lien Collections                 | 10,551,720.47               | School Taxes in Municipal Budget           | .13 7,381,593.70    |
| Assessment of Taxes                    | 1,177,740.03                | Business Personalty Replacement Taxes             | 20,661,940.31               | County Taxes                               | .12 65,204,009.92   |
| Collection of Taxes                    | 1,208,004.12                | Taxes from Public Utilities                       | 12,963,790.50               | County Library Taxes                       |                     |
| Planning, Housing & Development        | 885,589.36                  | Other Miscellaneous Tax Revenues                  | 4,601,477.59                | Local Municipal Purpose Taxes              | 1.63 89,748,474.15  |
| Human Resources                        | 154,457.37                  | State Aid Revenues                                | 11,494,207.83               | Veteran & Senior Citizen Taxes             | .05 2,997,270.00    |
| Elections                              | 139,377.45                  | Federal Aid Revenues                              | 1,099,798.90                | Total Taxes for Rate Computation           | 5.13 282,977,969.84 |
| General Administration (other)         | 4,471,001.34                | Sale of Acquired Property                         | 95,683.86                   | Special District Taxes                     |                     |
| <b>JUDICIARY</b>                       |                             | Other Miscellaneous Revenues                      | 22,038,789.30               | Bank Stock Taxes                           | 759,672.29          |
| Municipal Courts                       | 1,144,594.77                | 1969 Revenues                                     | 347,342,333.62              | Added and Omitted Taxes                    | 1,252,443.00        |
| <b>PUBLIC SAFETY</b>                   |                             | Prior Years Surplus Appropriated                  | 14,112,301.04               | Total Taxes Levied - ABSTRACT              | 281,992,815.13      |
| Fire Protection                        | 22,090,791.97               | <b>REVENUES</b>                                   | <b>TOTAL</b> 361,454,634.66 | 1969 TAXES COLLECTED                       | 282,221,789.35      |
| Police Protection                      | 32,241,670.77               |   |                             | 1969 Taxes Cancelled, Abated or Adjusted   | 262,824,246.50      |
| Civil Defense & Disaster Control       | 196,940.02                  | <b>1969 REAL PROPERTY VALUATIONS</b>              |                             | Transfer to Tax Title Liens or Foreclosed  | 5,986,522.34        |
| Environmental Inspection & Control     | 1,669,434.86                | Code Class # of Parcels %VAL'N                    | ASSESSED VALUATION          | Balance Outstanding Dec. 31, 1969          | 2,653,162.82        |
| Other Public Safety                    | 55,743.14                   | 1 Vacant Land                                     |                             |  | 10,757,857.69       |
| <b>PUBLIC WORKS</b>                    |                             | 2 Residential                                     |                             | <b>PRIOR YEARS TAXES OUTSTANDING</b>       |                     |
| Streets and Drainage                   | 8,919,059.28                | 3 Farm  |                             | Balance January 1, 1969                    | 22,808,510.97       |
| Sewers and Sewage Processing           | 4,080,104.53                | 4a Commercial                                     |                             | Collected in 1969                          | 8,865,040.75        |
| Garbage and Trash Disposal             | 8,145,475.20                | 4b Industrial                                     |                             | Cancelled, Abated or Adjusted (1969)       | 6,359,469.33        |
| Public Buildings and Grounds           | 3,898,266.93                | 4c Apartments                                     |                             | Transfers to Tax Title Liens or Foreclosed | 731,577.90          |
| Other Public Works                     | 2,009,785.23                | Total   |                             | Balance December 31, 1969                  | 6,852,422.99        |
| <b>HEALTH and WELFARE</b>              |                             | <b>CAPITAL DEBT AUTHORIZED, DECEMBER 31, 1969</b> |                             | <b>TAX TITLE LIENS OUTSTANDING</b>         |                     |
| Health Services Except Environmental   | 4,841,982.14                | ISSUED AND UNISSUED                               | GROSS DEBT NET DEBT         | Balance January 1, 1969                    | 5,265,184.32        |
| Welfare-Public Assistance              | 2,684,166.29                | School  | 164,508,910 951,125         | Transfers From Taxes                       | 3,450,270.50        |
| Hospitals, Clinics, First Aid          | 3,949,178.01                | Self-liquidating                                  | 35,679,659 905,729          | Redeemed in 1969                           | 1,686,679.72        |
| Animal, Insect, & Rodent Control       | 73,870.45                   | Other   | 116,499,487 88,036,973      | Cancelled, Abated or Adjusted (1969)       | 6,507.21            |
| Other Welfare Services                 | 7,425,502.22                | Total   | 316,688,057 89,893,828      | Transfers to Foreclosed Property           | 194,125.26          |
| <b>RECREATION and CONSERVATION</b>     |                             | <b>ISSUED AND OUTSTANDING</b>                     |                             | Balance December 31, 1969                  | 6,828,142.63        |
| Beaches and Boardwalks                 |                             | School  | 135,117,849.30              | <b>PROPERTY ACQUIRED BY DEED OR</b>        |                     |
| Parks, Playgrounds, Shade Trees        | 3,118,750.58                | Self-Liquidating                                  | 24,970,489.24               | <b>FORECLOSURE</b>                         |                     |
| Land Reclamation & Conservation        | 5,000.00                    | Other   | 81,070,167.78               | Balance January 1, 1969                    | 3,743,188.45        |
| Other Recreational Services            | 1,135,613.96                | Total   | 241,158,506.32              | Transfers From Taxes or Liens              | 199,483.75          |
| <b>EDUCATION (excluding schools)</b>   |                             | <b>EQUALIZED VALUATION BASIS</b>                  |                             | Sale for Cash (1969)                       | 92,783.86           |
| Libraries                              | 5,208,624.08                | <b>FOR NET DEBT COMPUTATION</b>                   | 5,355,478,539.67            | Cancelled, Abated or Adjusted (1969)       | 35,751.37           |
| Other Educational Services             | 887,220.00                  |   |                             | Balance December 31, 1969                  | 3,814,136.97        |
| <b>STATUTORY EXPENDITURES</b>          |                             | <b>1969 CAPITAL OUTLAY</b>                        | <b>TOTAL</b> 31,226,673.78  | <b>CURRENT FINANCES DECEMBER 31, 1969</b>  |                     |
| Pensions & F.I.C.A.                    | 14,656,077.76               | Beaches and Boardwalks                            |                             | <b>ASSETS</b>                              |                     |
| Employee Fringe Benefits               | 3,529,525.77                | Parks and Playgrounds                             | 3,899,183.62                | Cash Dec. 31, 1969                         | 51,143,755.07       |
| Other Statutory Expenditures           |                             | Public Buildings and Grounds                      | 3,567,216.93                | Taxes Receivable                           | 17,610,280.68       |
| <b>MUNICIPAL FUNCTIONS</b>             | <b>TOTAL</b> 144,671,418.74 | Vehicular Equipment                               | 831,250.44                  | Tax Title Liens                            | 6,828,142.63        |
| <b>CAPITAL IMPROVEMENTS</b>            | <b>2,741,817.08</b>         | Streets, Roads, Sidewalks, Storm Sewers           | 3,005,547.03                | Foreclosed Property                        | 3,814,136.97        |
| <b>DEBT SERVICE</b>                    |                             | Sewer System                                      | 3,165,707.39                | Emergencies & Other Deferred Charges       | 4,189,925.28        |
| Principal Payments                     | 9,307,354.18                | Water Service                                     | 1,892,033.20                | State Aid Receivable                       | 2,198,070.73        |
| Interest Payments                      | 5,741,230.92                | Other Utilities                                   | 7,097.85                    | Other Receivables                          | 2,165,293.55        |
| <b>TYPE I SCHL DEBT *MEMO</b>          |                             | Hospitals and Clinics                             | 349,426.01                  | Total                                      | 87,949,604.91       |
| <b>DEFERRED CHARGES</b>                |                             | Garbage and Trash Disposal Facilities             | 38,720.00                   | <b>LIABILITIES</b>                         |                     |
| SCHOOL, COUNTY, SPECIAL DISTRICT TAXES | 190,232,225.69              | Health Equipment                                  | 9,081,227.43                | Cash Liabilities                           | 30,984,266.19       |
| RESERVE FOR UNCOLLECTED TAXES          | 22,876,759.81               | Library and Education Facilities                  | 98.24                       | Reserves for Receivables                   | 29,679,402.83       |
| <b>EXPENDITURES</b>                    | <b>TOTAL</b> 383,337,425.86 | Conservation and Recreation                       |                             | Surplus Dec. 31, 1969                      | 27,285,935.89       |
|  |                             | Other Expenditures                                | 5,389,165.64                | Total                                      | 87,949,604.91       |

# GLOUCESTER COUNTY

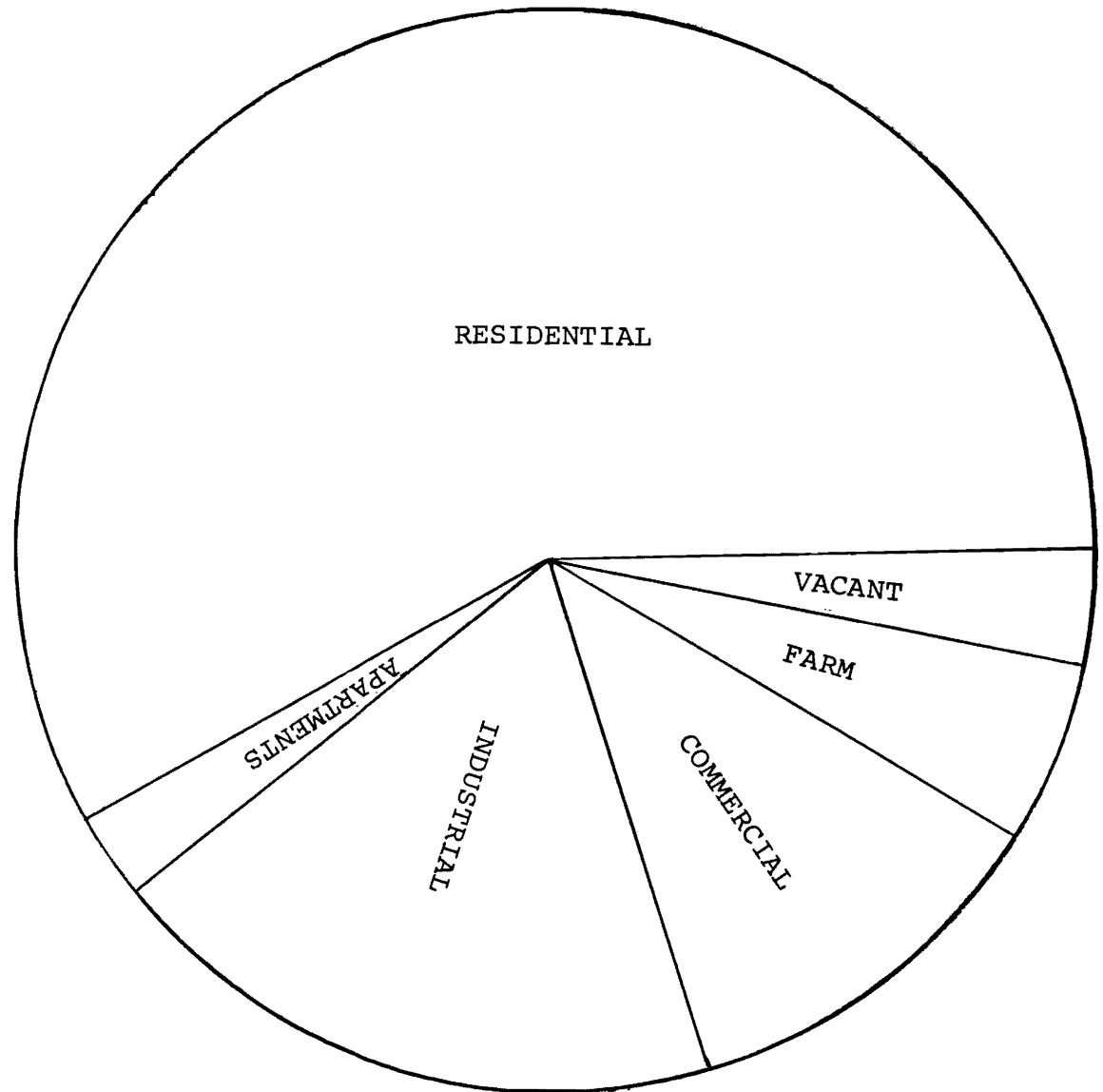
## DISTRIBUTION OF RATABLES

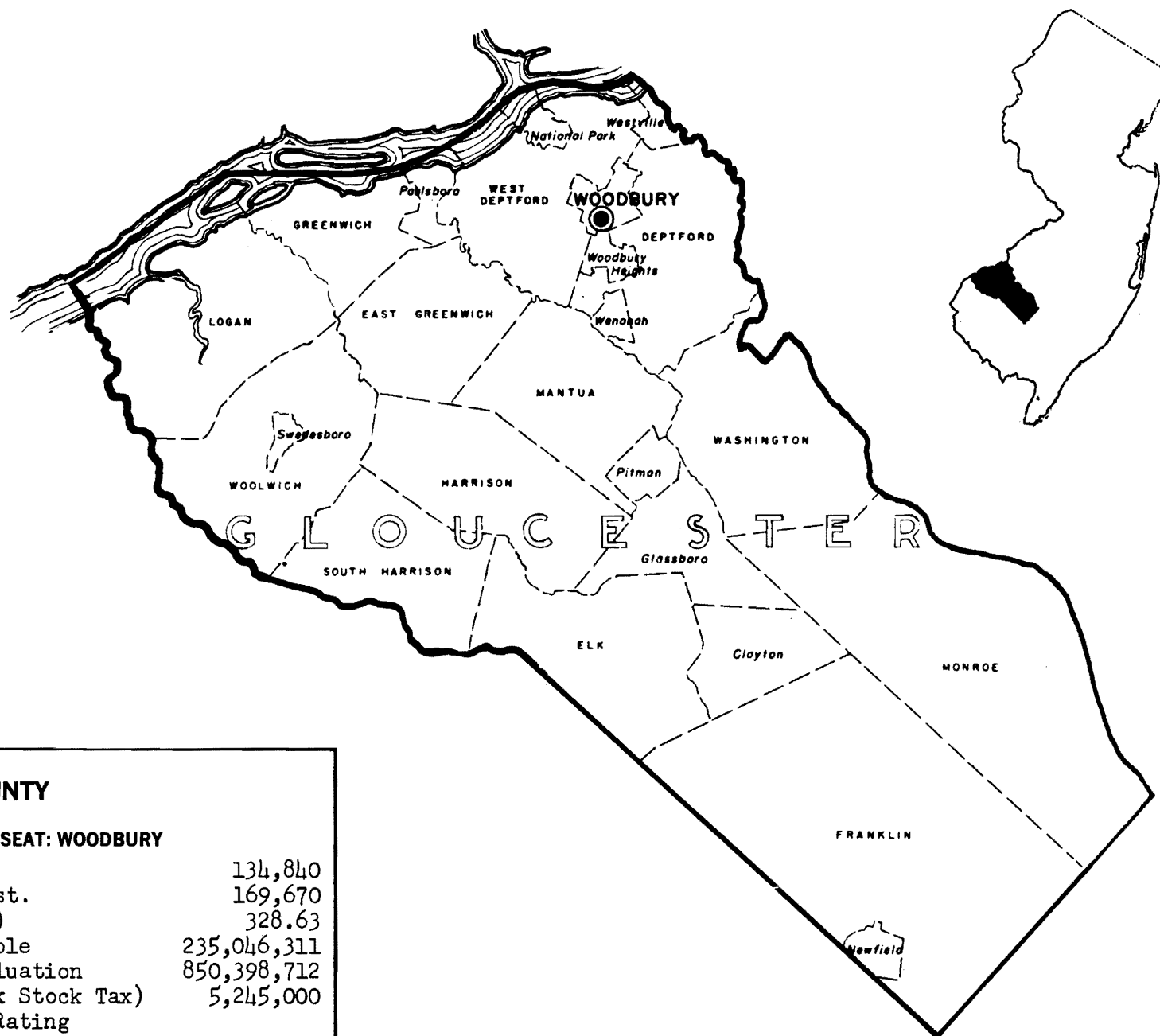
### PERCENTAGE DISTRIBUTION OF RATABLES

|             |      |
|-------------|------|
| Vacant      | 3.6  |
| Residential | 58.0 |
| Farm        | 5.5  |
| Commercial  | 11.6 |
| Industrial  | 19.0 |
| Apartments  | 2.3  |

### NUMBER OF PARCELS

|             |        |
|-------------|--------|
| Vacant      | 14,636 |
| Residential | 40,196 |
| Farm        | 3,338  |
| Commercial  | 2,476  |
| Industrial  | 145    |
| Apartments  | 125    |





## GLOUCESTER COUNTY

### COUNTY SEAT: WOODBURY

|                                |             |
|--------------------------------|-------------|
| Population, 1960               | 134,840     |
| Population, 1969 Est.          | 169,670     |
| Land Area (Sq. Mi.)            | 328.63      |
| Net Valuation Taxable          | 235,046,311 |
| State Equalized Valuation      | 850,398,712 |
| Tax Levy (With Bank Stock Tax) | 5,245,000   |
| Bond Ratings:                  | No Rating   |

£800

Population 1960 134,840  
Population 1969 169,670

Moody Rating  
Land Area 328.60 Sq. Miles

# GLEUCESTER COUNTY

Net Valuation Taxable 235,046,311

Net Valuation on Which County Taxes  
are apportioned: £65,510,592

## PER CAPITA:

Gross Debt 29.47  
Net Debt 29.47  
Debt Service  
Total Tax Levy 30.58  
County Functions: 42.25

## PER CENT:

Gross Debt .62  
Net Debt .62

| 1969 EXPENDITURES                    |              | 1969 EXPENDITURES (cont'd.)                           |                     | 1969 REVENUES REALIZED                    |                     |
|--------------------------------------|--------------|---|---------------------|---|---------------------|
| <b>GENERAL GOVERNMENT</b>            |              | <b>EDUCATION (exclusing schools)</b>                  |                     | <b>1969 Property Taxes</b>                | <b>5,189,229.26</b> |
| Governing Body and Public Boards     | 50,390.00    | County Superintendent of Schools                      | 22,340.00           | Collateral Inheritance Tax                |                     |
| Clerk (County and Register)          | 120,520.00   | Vocational Schools                                    | 1,000.00            | Financial Business Tax                    |                     |
| Financial Administration             | 55,660.00    | County College  | 189,425.00          | Franchise Tax                             |                     |
| Board of Taxation: Tax Assessment    | 25,650.00    | County Extension Services                             | 51,650.00           | Bank Stock Tax                            | 55,770.74           |
| Planning, Housing, Development       | 60,510.00    | Libraries   |                     | Other Miscellaneous Tax                   |                     |
| Human Resources                      |              | Other Educational Services                            | 19,835.00           | State Aid Revenues                        | 601,927.97          |
| Elections                            | 156,120.00   | <b>STATUTORY EXPENDITURES</b>                         |                     | Federal Aid Revenues                      |                     |
| Other General Administration         | 26,600.00    | Pensions & F.I.C.A.                                   | 205,500.00          | Institutional Revenues                    | 208,694.23          |
| <b>JUDICIARY</b>                     |              | Employee Fringe Benefits                              | 72,600.00           | Courts                                    | 22,543.01           |
| County Courts                        | 168,580.00   | Other Statutory Expenditures                          |                     | County Clerk & Register                   | 221,862.45          |
| District Courts                      | 34,220.00    |   |                     | Surrogate                                 | 29,831.14           |
| Juvenile Courts                      |              | <b>COUNTY FUNCTIONS</b>                               | <b>6,541,507.31</b> | Sheriff                                   | 52,166.70           |
| Superior Court                       | 15,700.00    | <b>CAPITAL IMPROVEMENTS</b>                           | <b>625,000.00</b>   | Other Miscellaneous Revenues              | 253,622.60          |
| Jury Commission                      | 72,000.00    | <b>DEBT SERVICE</b>                                   |                     | <b>1969 REVENUES</b>                      | <b>6,635,648.10</b> |
| Law Library                          | 3,400.00     | Principal Payments                                    |                     | Prior Years Surplus Appropriated          | 727,535.03          |
| Prosecutor's Office                  | 135,020.00   | Interest Payments                                     |                     | <b>BUDGET REVENUES</b>                    | <b>7,363,183.13</b> |
| Surrogate's Office                   | 45,580.00    |   |                     |   |                     |
| Probation Office                     | 166,430.00   | <b>DEFERRED CHARGES</b>                               | <b>1,213.82</b>     | <b>CURRENT FINANCES DECEMBER 31, 1969</b> |                     |
| Other Judicial                       | 33,020.00    | <b>RESERVE FOR UNCOLLECTED TAXES</b>                  |                     | <b>ASSETS</b>                             |                     |
| <b>PUBLIC SAFETY</b>                 |              | <b>EXPENDITURES</b>                                   | <b>7,167,721.13</b> | Cash Dec. 31, 1969                        | 3,566,272.88        |
| Police                               |              |   |                     | Taxes Receivable                          |                     |
| Sheriff's Office                     | 57,700.00    |   |                     | Emergencies and Other Deferred Charges    | 5,654.55            |
| Civil Defense & Disaster Control     | 8,800.00     |   |                     | State Aid Receivable                      |                     |
| Environmental Inspection & Control   |              | <b>CAPITAL DEBT AUTHORIZED, DECEMBER 31, 1969</b>     |                     | Other Receivable                          | 206,965.09          |
| Weights & Measures                   | 14,415.00    | <b>ISSUED AND UNISSUED</b>                            |                     | <b>ASSETS</b>                             | <b>3,778,892.52</b> |
| Correctional & Penal                 | 156,415.50   | School  |                     | <b>LIABILITIES</b>                        |                     |
| Other Public Safety                  |              | Self-liquidating                                      |                     | Cash Liabilities                          | 2,760,220.83        |
| <b>PUBLIC WORKS</b>                  |              | Other   |                     | Reserves for Receivables                  | 206,965.09          |
| Roads & Bridges, Streets, Drainage   |              | Total   | 5,000,000           | Surplus Dec. 31, 1969                     | 811,706.60          |
| State Aid Motor Vehicle Fund         | 382,800.00   |   | 5,000,000           | <b>LIABILITIES</b>                        | <b>3,778,892.52</b> |
| County Funds                         | 1,306,820.00 | <b>ISSUED AND OUTSTANDING</b>                         |                     |   |                     |
| Other Roads & Bridges                | 238,390.00   | School  |                     |   |                     |
| Public Bldgs. & Grounds              | 22,700.00    | Self-liquidating                                      |                     |   |                     |
| Other Public Works                   |              | Other   |                     |   |                     |
| <b>HEALTH &amp; WELFARE</b>          |              | Total   | 1,000,000.00        |   |                     |
| County Health Department             | 153,280.10   |   | 1,000,000.00        |   |                     |
| Mental Health Activities             | 547,000.00   | Equalized Valuation Basis<br>for Net Debt Computation | 800,636,794.67      |   |                     |
| Tubercular Patient Care              | 3,000.00     |   |                     |   |                     |
| County Hospitals, Homes              | 304,765.00   | <b>1969 CAPITAL OUTLAY</b>                            | <b>1,508,716.17</b> |   |                     |
| County Aid to Hospitals              | 200,000.00   | Beaches and Boardwalks                                |                     |   |                     |
| Health Clinics                       |              | Parks and Playgrounds                                 |                     |   |                     |
| Mosquito Extermination               | 105,050.71   | Public Buildings and Grounds                          |                     |   |                     |
| Health Services Except Environmental |              | Vehicular Equipment                                   |                     |   |                     |
| County Welfare Board - Welfare       | 801,140.00   | Streets, Roads, Sidewalks, Storm Sewers               | 462,315.90          |   |                     |
| Child Welfare                        | 250,037.00   | Sewer System  |                     |   |                     |
| Other Welfare Services               | 1,650.00     | Water System  |                     |   |                     |
| <b>RECREATION AND CONSERVATION</b>   |              | Other Utilities                                       | 42,097.80           |   |                     |
| Parks, Playgrounds, Shade Trees      | 16,050.00    | Hospitals and Clinics                                 |                     |   |                     |
| Land Reclamation & Conservation      |              | Garbage and Trash Disposal Facilities                 |                     |   |                     |
| Other Recreational Services          | 33,630.00    | Health Equipment                                      |                     |   |                     |
|                                      |              | Library and Education Facilities                      | 1,004,302.47        |   |                     |
|                                      |              | Conservation and Recreation                           |                     |   |                     |
|                                      |              | Other Expenditures                                    |                     |   |                     |

## SUMMARY - GLOUCESTER COUNTY MUNICIPALITIES

State Equalized Value 844,783,903

State Equalized  
General Tax Rate: 3.40

## PER CAPITA:

Gross Debt 252.27  
Net Debt 59.52  
Debt Service 1.82  
Total Tax Levy 167.77  
Municipal Expenditures 73.08

## PER CENT:

Gross Debt 5.35  
Net Debt 1.26  
Tax Levy Collected 94.04  
Tax Levy Cancelled, Abated  
or Adjusted .17

| 1969 EXPENDITURES                      |               | 1969 REVENUES                         |                     | 1969 PROPERTY TAX                  |                    |
|--|---------------|---------------------------------------|---------------------|------------------------------------|--------------------|
| <b>GENERAL GOVERNMENT</b>              |               |                                       |                     | <b>STATE EQUALIZED TAX RATE</b>    |                    |
| Governing Body & Public Boards         | 57,331.00     | 1969 — Property Taxes Collected       | 26,783,290.00       | Local District School Taxes        | 1.89 15,987,889.68 |
| Municipal Clerk                        | 71,503.73     | 1969 Payments in Lieu of Taxes        |                     | Regional & Consolidated School Tax | .35 2,943,115.89   |
| Financial Administration               | 356,522.02    | Delinquent Tax & Lien Collections     | 1,400,511.18        | School Taxes in Municipal Budget   | .01 37,080.50      |
| Assessment of Taxes                    | 258,372.49    | Business Personalty Replacement Taxes | 1,320,671.00        | County Taxes                       | .61 5,189,229.26   |
| Collection of Taxes                    | 233,491.57    | Taxes from Public Utilities           | 2,436,209.37        | County Library Taxes               |                    |
| Planning, Housing & Development        | 114,253.07    | Other Miscellaneous Tax Revenues      |                     | Local Municipal Purpose Taxes      | .43 3,627,226.44   |
| Human Resources                        | 200.00        | State Aid Revenues                    | 909,771.95          | Veteran & Senior Citizen Taxes     | .11 961,595.00     |
| Elections                              | 32,665.14     | Federal Aid Revenues                  |                     | Total Taxes for Rate Computation   | 3.40 28,746,136.77 |
| General Administration (other)         | 484,477.10    | Sale of Acquired Property             | 112,495.32          | Special District Taxes             |                    |
| <b>JUDICIARY</b>                       |               | Other Miscellaneous Revenues          | 1,105,644.07        | Bank Stock Taxes                   |                    |
| Municipal Courts                       | 136,051.02    | 1969 Revenues                         | Total 34,068,592.89 | Added and Omitted Taxes            |                    |
| <b>PUBLIC SAFETY</b>                   |               | Prior Years Surplus Appropriated      | 2,285,808.72        | Total Taxes Levied - ABSTRACT      |                    |
| Fire Protection                        | 356,899.25    | REVENUES                              | TOTAL 36,354,401.61 |                                    | 28,465,906.38      |
| Police Protection                      | 2,050,729.40  |                                       |                     |                                    | 28,479,843.66      |
| Civil Defense & Disaster Control       | 23,599.33     |                                       |                     |                                    | 26,783,290.00      |
| Environmental Inspection & Control     | 81,218.03     |                                       |                     |                                    | 47,827.04          |
| Other Public Safety                    |               |                                       |                     |                                    | 76,173.47          |
| <b>PUBLIC WORKS</b>                    |               |                                       |                     |                                    | 1,572,553.15       |
| Streets and Drainage                   | 2,099,030.78  |                                       |                     |                                    |                    |
| Sewers and Sewage Processing           | 130,810.00    |                                       |                     |                                    |                    |
| Garbage and Trash Disposal             | 638,107.37    |                                       |                     |                                    |                    |
| Public Buildings and Grounds           | 204,362.44    |                                       |                     |                                    |                    |
| Other Public Works                     | 50.00         |                                       |                     |                                    |                    |
| <b>HEALTH and WELFARE</b>              |               |                                       |                     |                                    |                    |
| Health Services Except Environmental   | 142,096.70    |                                       |                     |                                    |                    |
| Welfare-Public Assistance              | 139,060.00    |                                       |                     |                                    |                    |
| Hospitals, Clinics, First Aid          | 50.00         |                                       |                     |                                    |                    |
| Animal, Insect, & Rodent Control       | 50,030.63     |                                       |                     |                                    |                    |
| Other Welfare Services                 | 2,100.00      |                                       |                     |                                    |                    |
| <b>RECREATION and CONSERVATION</b>     |               |                                       |                     |                                    |                    |
| Beaches and Boardwalks                 |               |                                       |                     |                                    |                    |
| Parks, Playgrounds, Shade Trees        | 152,078.89    |                                       |                     |                                    |                    |
| Land Reclamation & Conservation        | 500.00        |                                       |                     |                                    |                    |
| Other Recreational Services            | 52,659.30     |                                       |                     |                                    |                    |
| <b>EDUCATION (excluding schools)</b>   |               |                                       |                     |                                    |                    |
| Libraries                              | 110,722.00    |                                       |                     |                                    |                    |
| Other Educational Services             | 42,889.02     |                                       |                     |                                    |                    |
| <b>STATUTORY EXPENDITURES</b>          |               |                                       |                     |                                    |                    |
| Pensions & F.I.C.A.                    | 443,597.71    |                                       |                     |                                    |                    |
| Employee Fringe Benefits               | 154,627.00    |                                       |                     |                                    |                    |
| Other Statutory Expenditures           |               |                                       |                     |                                    |                    |
| <b>MUNICIPAL FUNCTIONS</b>             |               |                                       |                     |                                    |                    |
| CAPITAL IMPROVEMENTS                   | 8,620,084.99  |                                       |                     |                                    |                    |
| DEBT SERVICE                           | 948,818.24    |                                       |                     |                                    |                    |
| Principal Payments                     | 266,807.43    |                                       |                     |                                    |                    |
| Interest Payments                      | 42,459.89     |                                       |                     |                                    |                    |
| TYPE I SCHL DEBT *MEMO                 | 37,080.50     |                                       |                     |                                    |                    |
| DEFERRED CHARGES                       | 474,012.18    |                                       |                     |                                    |                    |
| SCHOOL, COUNTY, SPECIAL DISTRICT TAXES | 24,286,424.08 |                                       |                     |                                    |                    |
| RESERVE FOR UNCOLLECTED TAXES          | 2,047,171.07  |                                       |                     |                                    |                    |
| <b>EXPENDITURES</b>                    |               |                                       |                     |                                    |                    |
| TOTAL                                  | 36,685,777.88 |                                       |                     |                                    |                    |

\*ABOVE DEBT SERVICE INCLUDES TYPE I SCHOOL DEBT

# HUDSON COUNTY

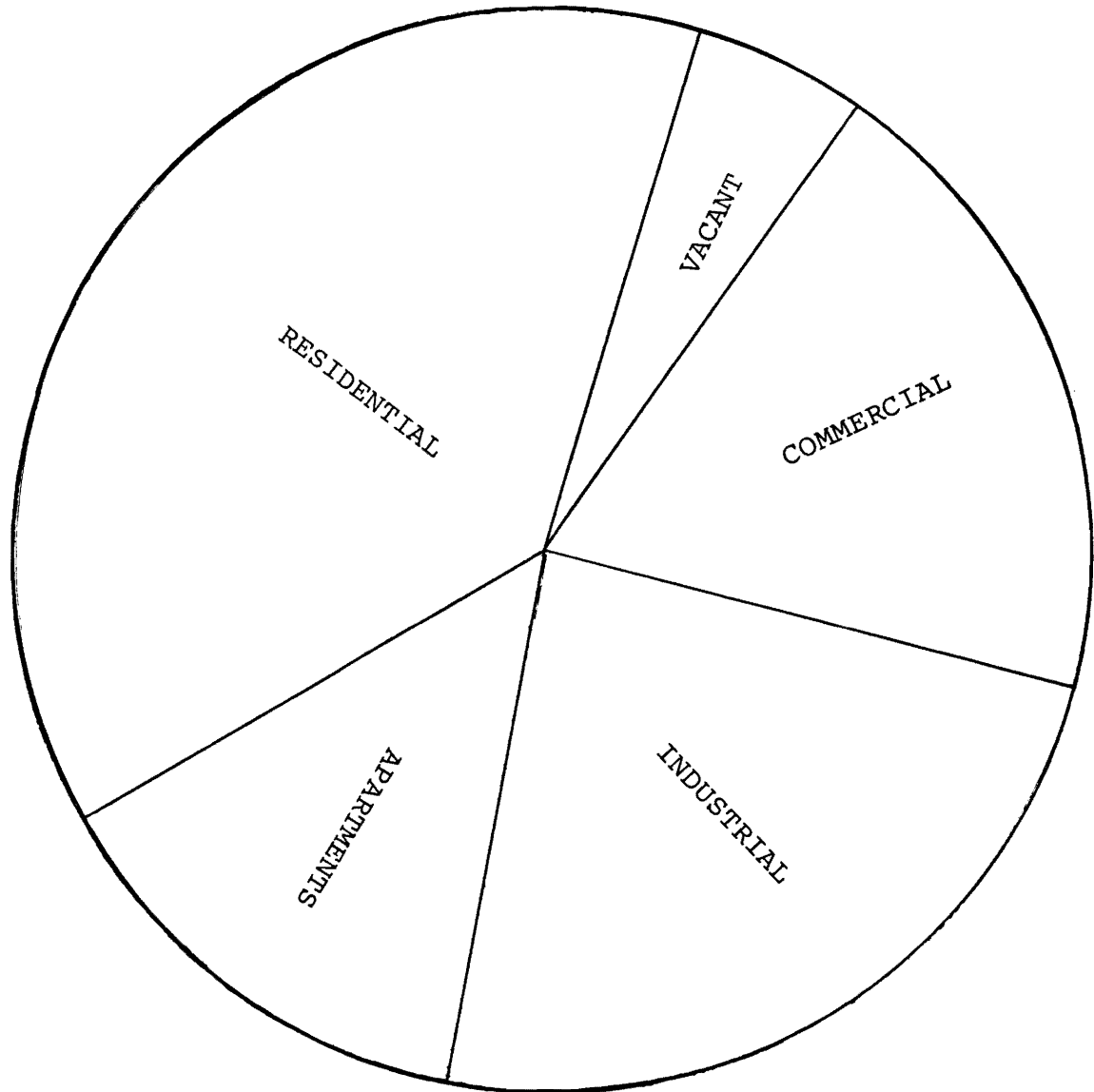
## DISTRIBUTION OF RATABLES

### PERCENTAGE DISTRIBUTION OF RATABLES

|             |      |
|-------------|------|
| Vacant      | 5.1  |
| Residential | 37.8 |
| Farm        | --   |
| Commercial  | 19.5 |
| Industrial  | 24.1 |
| Apartments  | 13.5 |

### NUMBER OF PARCELS

|             |        |
|-------------|--------|
| Vacant      | 6,589  |
| Residential | 60,242 |
| Farm        | --     |
| Commercial  | 12,473 |
| Industrial  | 2,975  |
| Apartments  | 5,399  |





## HUDSON COUNTY

COUNTY SEAT: JERSEY CITY

|   |               |
|---|---------------|
| Population, 1960                            | 610,734       |
| Population, 1969 Est.                       | 609,340       |
| Land Area (Sq. Mi.)                         | 44.1          |
| Net Valuation Taxable                       | 1,668,023,445 |
| State Equalized Valuation                   | 3,125,832,254 |
| Tax Levy (With Bank Stock Tax)              | 35,517,846    |
| Bond Ratings: Moody-Baa; Standard&Poor-None |               |

## C900

Population 1960 610,734  
Population 1969 609,340

Moody Rating EAA  
Land Area 44.10 Sq. Miles

## FLESCEN COUNTY

Net Valuation Taxable 1,668,023,445

Net Valuation on Which County Taxes  
are apportioned: 3,098,077,501

## PER CAPITA:

Gross Debt 54.61  
Net Debt 54.40  
Debt Service 1.67  
Total Tax Levy 57.85  
County Functions: 79.96

## PER CENT:

Gross Debt 1.16  
Net Debt 1.16

| 1969 EXPENDITURES                    |              | 1969 EXPENDITURES (cont'd.)                           |                  | 1969 REVENUES REALIZED                    |               |
|--------------------------------------|--------------|---|------------------|---|---------------|
| <b>GENERAL GOVERNMENT</b>            |              |   |                  |   |               |
| Governing Body and Public Boards     | 393,564.00   | EDUCATION (excluding schools)                         |                  | 1969 Property Taxes                       | 35,250,609.39 |
| Clerk (County and Register)          | 387,874.00   | County Superintendent of Schools                      | 80,000.00        | Collateral Inheritance Tax                | 173,168.60    |
| Financial Administration             | 634,014.00   | Vocational Schools                                    |                  | Financial Business Tax                    | 120,648.33    |
| Board of Taxation: Tax Assessment    | 123,451.00   | County College  |                  | Franchise Tax                             |               |
| Planning, Housing, Development       | 80,587.00    | County Extension Services                             |                  | Bank Stock Tax                            | 267,237.30    |
| Human Resources                      |              | Libraries   |                  | Other Miscellaneous Tax                   |               |
| Elections                            | 1,040,455.00 | Other Educational Services                            | 55,000.00        | State Aid Revenues                        | 3,249,924.55  |
| Other General Administration         | 957,540.00   | <b>STATUTORY EXPENDITURES</b>                         |                  | Federal Aid Revenues                      | 148,805.00    |
| <b>JUDICIARY</b>                     |              | Pensions & F.I.C.A.                                   | 3,695,146.37     | Institutional Revenues                    | 5,858,433.46  |
| County Courts                        | 1,446,716.00 | Employee Fringe Benefits                              | 40,000.00        | Courts                                    | 245,925.99    |
| District Courts                      | 491,755.00   | Other Statutory Expenditures                          |                  | County Clerk & Register                   | 407,988.80    |
| Juvenile Courts                      | 355,775.00   |   |                  | Surrogate                                 | 108,745.00    |
| Superior Court                       |              | <b>COUNTY FUNCTIONS</b>                               | 44,414,655.91    | Sheriff                                   | 131,477.73    |
| Jury Commission                      | 241,541.00   | <b>CAPITAL IMPROVEMENTS</b>                           | 400,000.00       | Other Miscellaneous Revenues              | 543,683.29    |
| Law Library                          | 1,693.00     | <b>DEBT SERVICE</b>                                   |                  | 1969 REVENUES                             | 46,506,647.44 |
| Prosecutor's Office                  | 601,724.00   | Principal Payments                                    | 1,712,000.00     | Prior Years Surplus Appropriated          | 2,357,775.00  |
| Surrogate's Office                   | 168,051.00   | Interest Payments                                     | 1,019,389.72     | <b>BUDGET REVENUES</b>                    | 48,864,422.44 |
| Probation Office                     | 683,542.00   |   |                  |   |               |
| Other Judicial                       |              | <b>DEFERRED CHARGES</b>                               | 1,175,983.18     |   |               |
| <b>PUBLIC SAFETY</b>                 |              | <b>RESERVE FOR UNCOLLECTED TAXES</b>                  |                  | <b>CURRENT FINANCES DECEMBER 31, 1969</b> |               |
| Police                               | 1,536,004.00 |   |                  | <b>ASSETS</b>                             |               |
| Sheriff's Office                     | 666,682.00   | <b>EXPENDITURES</b>                                   | 48,722,028.81    | Cash Dec. 31, 1969                        | 3,055,824.37  |
| Civil Defense & Disaster Control     | 14,700.00    |   |                  | Taxes Receivable                          |               |
| Environmental Inspection & Control   | 2,000.00     |   |                  | Emergencies and Other Deferred Charges    | 1,907,190.72  |
| Weights & Measures                   | 20,746.00    |   |                  | State Aid Receivable                      | 272,940.92    |
| Correctional & Penal                 | 1,558,165.00 |   |                  | Other Receivable                          | 6,481,102.54  |
| Other Public Safety                  |              |   |                  | <b>ASSETS</b>                             | 11,717,058.55 |
| <b>PUBLIC WORKS</b>                  |              | <b>CAPITAL DEBT AUTHORIZED, DECEMBER 31, 1969</b>     |                  | <b>LIABILITIES</b>                        |               |
| Roads & Bridges, Streets, Drainage   |              | <b>ISSUED AND UNISSUED</b>                            |                  | Cash Liabilities                          | 2,428,399.27  |
| State Aid Motor Vehicle Fund         | 252,616.80   | School  |                  | Reserves for Receivables                  | 6,481,102.54  |
| County Funds                         | 1,146,528.00 | School Self-liquidating                               | 33,276,000       | Surplus Dec. 31, 1969                     | 2,807,556.74  |
| Other Roads & Bridges                |              | Other   | 33,151,000       | <b>LIABILITIES</b>                        | 11,717,058.55 |
| Public Bldgs. & Grounds              | 1,485,527.00 | Total   | 33,276,000       |   |               |
| Other Public Works                   |              | <b>ISSUED AND OUTSTANDING</b>                         |                  |   |               |
| <b>HEALTH &amp; WELFARE</b>          |              | School  |                  |   |               |
| County Health Department             | 311,126.00   | Self-liquidating                                      |                  |   |               |
| Mental Health Activities             | 6,800,640.00 | Other   |                  |   |               |
| Tubercular Patient Care              | 10,000.00    | Total   | 28,829,019.00    |   |               |
| County Hospitals, Homes              | 9,965,772.00 |   |                  |   |               |
| County Aid to Hospitals              | 304,332.00   | Equalized Valuation Basis<br>for Net Debt Computation | 2,860,416,114.33 |   |               |
| Health Clinics                       | 55,883.00    | <b>1969 CAPITAL OUTLAY</b>                            | 3,483,104.16     |   |               |
| Mosquito Extermination               | 455,788.74   | Beaches and Boardwalks                                |                  |   |               |
| Health Services Except Environmental | 56,162.00    | Parks and Playgrounds                                 | 3,279,127.53     |   |               |
| County Welfare Board - Welfare       | 4,833,662.00 | Public Buildings and Grounds                          |                  |   |               |
| Child Welfare                        | 335,732.00   | Vehicular Equipment                                   | 203,976.63       |   |               |
| Other Welfare Services               | 23,721.00    | Streets, Roads, Sidewalks, Storm Sewers               |                  |   |               |
| <b>RECREATION AND CONSERVATION</b>   |              | Sewer System  |                  |   |               |
| Parks, Playgrounds, Shade Trees      | 955,000.00   | Water System  |                  |   |               |
| Land Reclamation & Conservation      |              | Other Utilities                                       |                  |   |               |
| Other Recreational Services          | 40,000.00    | Hospitals and Clinics                                 |                  |   |               |
|                                      |              | Garbage and Trash Disposal Facilities                 |                  |   |               |
|                                      |              | Health Equipment                                      |                  |   |               |
|                                      |              | Library and Education Facilities                      |                  |   |               |
|                                      |              | Conservation and Recreation                           |                  |   |               |
|                                      |              | Other Expenditures                                    |                  |   |               |



0999

SUMMARY - HUDSON

COUNTY MUNICIPALITIES

PER CAPITA:

PER CENT:

State Equalized Value 2,869,230,963

State Equalized  
General Tax Rate: 4.57

Gross Debt 322.90  
Net Debt 111.71  
Debt Service 16.27  
Total Tax Levy 214.00  
Municipal Expenditures 200.34

Gross Debt 6.88  
Net Debt 2.38  
Tax Levy Collected 92.23  
Tax Levy Cancelled, Abated  
or Adjusted .67

| 1969 EXPENDITURES                             |                             | 1969 REVENUES                                     |                             | 1969 PROPERTY TAX                          |                     |
|---|-----------------------------|---|-----------------------------|--|---------------------|
| <b>GENERAL GOVERNMENT</b>                     |                             |   |                             | <b>STATE EQUALIZED TAX RATE</b>            |                     |
| Governing Body & Public Boards                | 472,406.50                  | 1969 — Property Taxes Collected                   | 120,325,069.55              | Local District School Taxes                | 1.64 47,102,946.79  |
| Municipal Clerk                               | 409,000.00                  | 1969 Payments in Lieu of Taxes                    | 828,157.84                  | Regional & Consolidated School Tax         |                     |
| Financial Administration                      | 1,819,775.00                | Delinquent Tax & Lien Collections                 | 6,760,991.18                | School Taxes in Municipal Budget           | .13 3,606,117.69    |
| Assessment of Taxes                           | 616,507.20                  | Business Personalty Replacement Taxes             | 14,266,006.00               | County Taxes                               | 1.23 35,250,609.39  |
| Collection of Taxes                           | 669,193.00                  | Taxes from Public Utilities                       | 15,422,572.03               | County Library Taxes                       |                     |
| Planning, Housing & Development               | 383,815.00                  | Other Miscellaneous Tax Revenues                  | 2,070,164.66                | Local Municipal Purpose Taxes              | 1.51 43,397,649.10  |
| Human Resources                               | 148,467.00                  | State Aid Revenues                                | 11,544,813.46               | Veteran & Senior Citizen Taxes             | .06 1,636,470.00    |
| Elections                                     | 376,427.15                  | Federal Aid Revenues                              | 76,691.38                   | Total Taxes for Rate Computation           | 4.57 130,993,792.97 |
| General Administration (other)                | 3,442,085.90                | Sale of Acquired Property                         | 339,350.90                  | Special District Taxes                     |                     |
| <b>JUDICIARY</b>                              |                             | Other Miscellaneous Revenues                      | 16,094,659.83               | Bank Stock Taxes                           | 267,237.29          |
| Municipal Courts                              | 596,980.50                  | 1969 Revenues                                     | 187,728,476.83              | Added and Omitted Taxes                    | 771,412.01          |
| <b>PUBLIC SAFETY</b>                          |                             | Prior Years Surplus Appropriated                  | 9,220,925.14                | Total Taxes Levied - ABSTRACT              | 130,395,972.27      |
| Fire Protection                               | 16,850,107.70               | <b>REVENUES</b>                                   | <b>TOTAL</b> 196,949,401.97 | 1969 TAXES COLLECTED                       | 130,457,047.96      |
| Police Protection                             | 19,373,312.51               |   |                             | 1969 Taxes Cancelled, Abated or Adjusted   | 874,271.89          |
| Civil Defense & Disaster Control              | 85,173.00                   | 1969 REAL PROPERTY VALUATIONS                     |                             | Transfer to Tax Title Liens or Foreclosed  | 638,485.10          |
| Environmental Inspection & Control            | 1,177,758.00                | Code Class # of Parcels %VAL'N                    | ASSESSED VALUATION          | Balance Outstanding Dec. 31, 1969          | 8,619,221.42        |
| Other Public Safety                           | 506,196.00                  | 1 Vacant Land                                     |                             | <b>PRIOR YEARS TAXES OUTSTANDING</b>       |                     |
| <b>PUBLIC WORKS</b>                           |                             | 2 Residential                                     |                             | Balance January 1, 1969                    | 15,773,883.35       |
| Streets and Drainage                          | 7,063,852.02                | 3 Farm  |                             | Collected in 1969                          | 6,007,690.23        |
| Sewers and Sewage Processing                  | 1,237,756.27                | 4a Commercial                                     |                             | Cancelled, Abated or Adjusted (1969)       | 273,085.34          |
| Garbage and Trash Disposal                    | 5,333,327.51                | 4b Industrial                                     |                             | Transfers to Tax Title Liens or Foreclosed | 82,012.28           |
| Public Buildings and Grounds                  | 2,793,017.74                | 4c Apartments                                     |                             | Balance December 31, 1969                  | 9,411,095.50        |
| Other Public Works                            | 51,473.00                   | Total   |                             | <b>TAX TITLE LIENS OUTSTANDING</b>         |                     |
| <b>HEALTH and WELFARE</b>                     |                             |   |                             | Balance January 1, 1969                    | 8,396,229.82        |
| Health Services Except Environmental          | 2,230,389.20                | <b>CAPITAL DEBT AUTHORIZED, DECEMBER 31, 1969</b> |                             | Transfers From Taxes                       | 721,343.14          |
| Welfare-Public Assistance                     | 1,942,550.00                | ISSUED AND UNISSUED                               | GROSS DEBT                  | Redeemed in 1969                           | 753,300.95          |
| Hospitals, Clinics, First Aid                 | 9,694,412.00                | School  | 79,556,300                  | Cancelled, Abated or Adjusted (1969)       | 49,512.81           |
| Animal, Insect, & Rodent Control              | 25,348.00                   | Self-liquidating                                  | 29,943,049                  | Transfers to Foreclosed Property           | 47,424.14           |
| Other Welfare Services                        | 91,677.00                   | Other   | 87,254,278                  | Balance December 31, 1969                  | 8,267,335.06        |
| <b>RECREATION and CONSERVATION</b>            |                             | Total   | 196,753,627                 | <b>PROPERTY ACQUIRED BY DEED OR</b>        |                     |
| Beaches and Boardwalks                        | 7,000.00                    | ISSUED AND OUTSTANDING                            |                             | <b>FORECLOSURE</b>                         |                     |
| Parks, Playgrounds, Shade Trees               | 2,472,409.71                | School  | 63,278,700.00               | Balance January 1, 1969                    | 23,898,237.94       |
| Land Reclamation & Conservation               |                             | Self-liquidating                                  | 19,955,000.00               | Transfers From Taxes or Liens              | 22,787.71           |
| Other Recreational Services                   | 1,073,117.55                | Other   | 55,831,300.00               | Sale for Cash (1969)                       | 926,262.15          |
| <b>EDUCATION (excluding schools)</b>          |                             | Total   | 139,065,000.00              | Cancelled, Abated or Adjusted (1969)       |                     |
| Libraries                                     | 1,796,312.80                | <b>EQUALIZED VALUATION BASIS</b>                  |                             | Balance December 31, 1969                  | 22,994,763.50       |
| Other Educational Services                    | 191,850.00                  | <b>FOR NET DEBT COMPUTATION</b>                   | <b>2,860,416,114.31</b>     | <b>CURRENT FINANCES DECEMBER 31, 1969</b>  |                     |
| <b>STATUTORY EXPENDITURES</b>                 |                             | 1969 CAPITAL OUTLAY                               | <b>TOTAL</b> 19,804,193.65  | <b>ASSETS</b>                              |                     |
| Pensions & F.I.C.A.                           | 11,879,501.86               | Beaches and Boardwalks                            |                             | Cash Dec. 31, 1969                         | 25,190,906.80       |
| Employee Fringe Benefits                      | 1,288,260.00                | Parks and Playgrounds                             | 1,307,554.70                | Taxes Receivable                           | 18,030,316.92       |
| Other Statutory Expenditures                  |                             | Public Buildings and Grounds                      | 7,755,828.25                | Tax Title Liens                            | 8,267,335.06        |
| <b>MUNICIPAL FUNCTIONS</b>                    | <b>TOTAL</b> 96,099,459.12  | Vehicular Equipment                               | 539,758.88                  | Foreclosed Property                        | 22,994,763.50       |
| <b>CAPITAL IMPROVEMENTS</b>                   | <b>1,907,081.47</b>         | Streets, Roads, Sidewalks, Storm Sewers           | 1,677,226.69                | Emergencies & Other Deferred Charges       | 4,165,392.83        |
| <b>DEBT SERVICE</b>                           |                             | Sewer System                                      | 3,547,068.34                | State Aid Receivable                       | 2,077,273.02        |
| Principal Payments                            | 4,773,847.89                | Water Service                                     | 1,872,294.60                | Other Receivables                          | 13,518,776.58       |
| Interest Payments                             | 5,139,547.25                | Other Utilities                                   |                             | Total                                      | 94,244,764.71       |
| <b>TYPE I SCHOOL DEBT *MEMO</b>               | <b>5,116,771.42</b>         | Hospitals and Clinics                             |                             | <b>LIABILITIES</b>                         |                     |
| <b>DEFERRED CHARGES</b>                       | <b>2,646,437.13</b>         | Garbage and Trash Disposal Facilities             | 2,200.00                    | Cash Liabilities                           | 18,016,029.70       |
| <b>SCHOOL, COUNTY, SPECIAL DISTRICT TAXES</b> | <b>85,959,673.87</b>        | Health Equipment                                  |                             | Reserves for Receivables                   | 62,811,192.06       |
| <b>RESERVE FOR UNCOLLECTED TAXES</b>          | <b>11,510,805.72</b>        | Library and Education Facilities                  | 2,798,695.52                | Surplus Dec. 31, 1969                      | 13,417,542.95       |
| <b>EXPENDITURES</b>                           | <b>TOTAL</b> 208,036,852.45 | Conservation and Recreation                       |                             | Total                                      | 94,244,764.71       |
|   |                             | Other Expenditures                                | 303,566.67                  |  |                     |

\*ABOVE DEBT SERVICE INCLUDES TYPE I SCHOOL DEBT

# HUNTERDON COUNTY

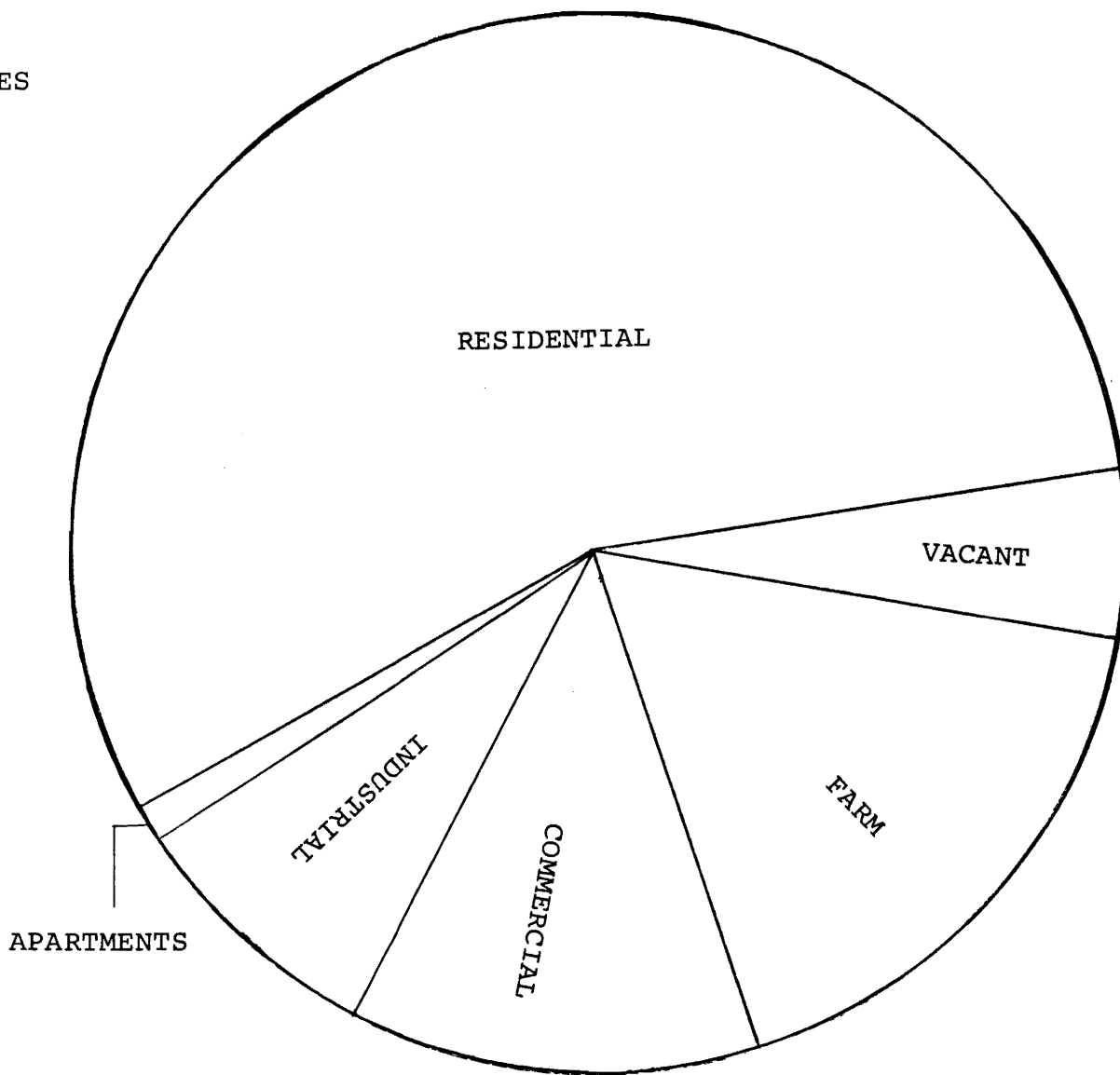
## DISTRIBUTION OF RATABLES

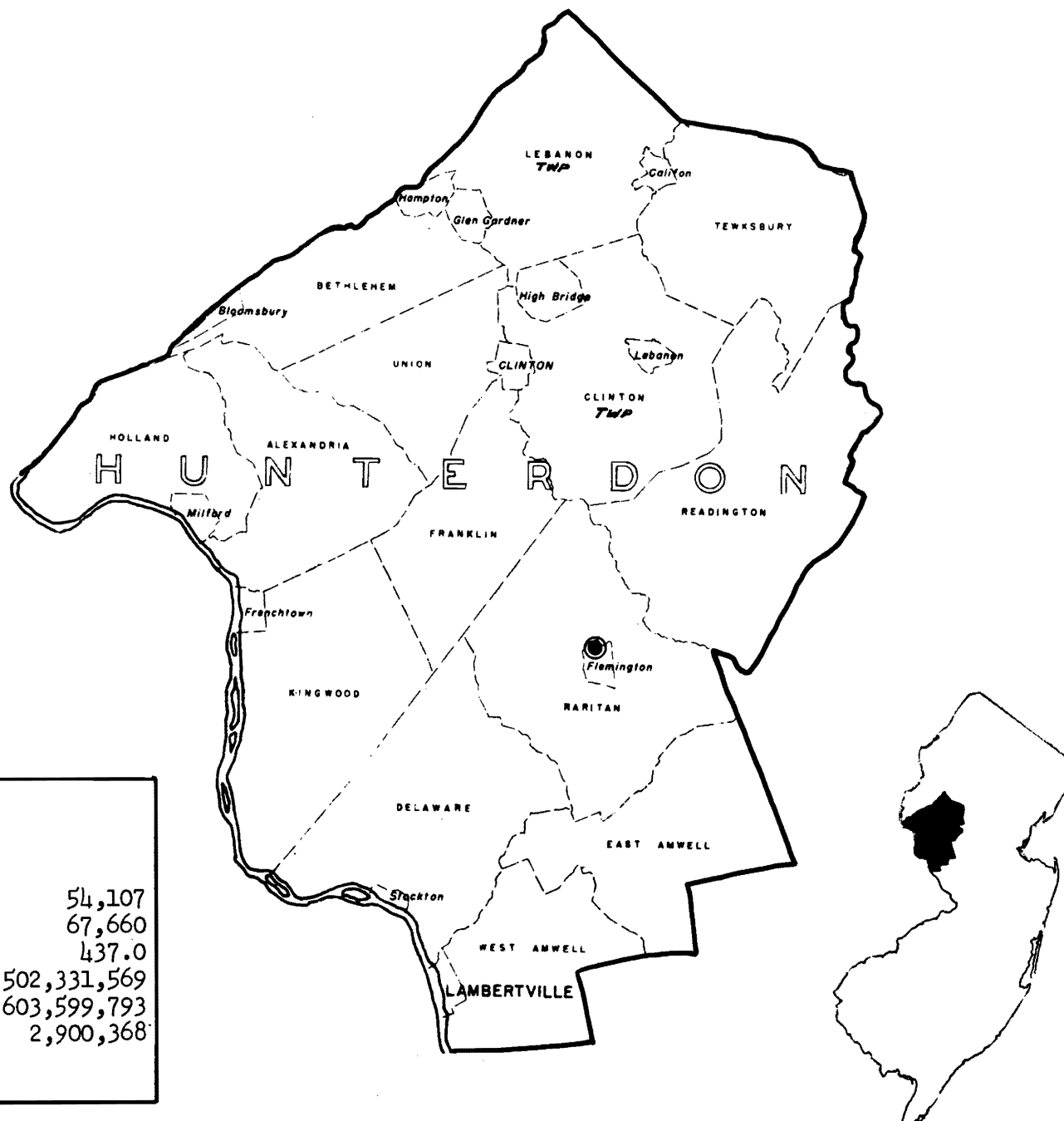
### PERCENTAGE DISTRIBUTION OF RATABLES

|             |      |
|-------------|------|
| Vacant      | 5.2  |
| Residential | 55.7 |
| Farm        | 17.4 |
| Commercial  | 12.8 |
| Industrial  | 8.0  |
| Apartments  | .9   |

### NUMBER OF PARCELS

|             |        |
|-------------|--------|
| Vacant      | 5,156  |
| Residential | 15,921 |
| Farm        | 4,105  |
| Commercial  | 1,372  |
| Industrial  | 115    |
| Apartments  | 67     |





## HUNTERDON COUNTY

### COUNTY SEAT: FLEMINGTON

|                                |             |
|--------------------------------|-------------|
| Population, 1960               | 54,107      |
| Population, 1969 Est.          | 67,660      |
| Land Area (Sq. Mi.)            | 437.0       |
| Net Valuation Taxable          | 502,331,569 |
| State Equalized Valuation      | 603,599,793 |
| Tax Levy (With Bank Stock Tax) | 2,900,368   |
| Bond Ratings:                  | No Rating   |

1000  
Population 1960 54,107  
Population 1969 67,660  
Moody Rating  
Land Area 437.00 Sq. Miles

HUNTERDON COUNTY  
Net Valuation Taxable 502,331,569  
Net Valuation on Which County Taxes  
are apportioned: 617,500,110

PER CAPITA:  
Gross Debt  
Net Debt  
Debt Service  
Total Tax Levy 42.34  
County Functions: 54.43

PER CENT:  
Gross Debt  
Net Debt

| 1969 EXPENDITURES                    |            | 1969 EXPENDITURES (cont'd.)                           |                | 1969 REVENUES REALIZED                 |              |
|--------------------------------------|------------|---|----------------|--|--------------|
| GENERAL GOVERNMENT                   |            | EDUCATION (excluding schools)                         |                | 1969 Property Taxes                    | 2,865,036.71 |
| Governing Body and Public Boards     | 42,305.80  | County Superintendent of Schools                      | 25,480.00      | Collateral Inheritance Tax             | 54,826.79    |
| Clerk (County and Register)          | 58,800.00  | Vocational Schools                                    |                | Financial Business Tax                 |              |
| Financial Administration             | 34,145.16  | County College  |                | Franchise Tax                          |              |
| Board of Taxation: Tax Assessment    | 13,412.60  | County Extension Services                             | 41,880.00      | Bank Stock Tax                         | 35,332.03    |
| Planning, Housing, Development       | 65,800.00  | Libraries   |                | Other Miscellaneous Tax                |              |
| Human Resources                      |            | Other Educational Services                            | 37,930.00      | State Aid Revenues                     | 376,785.84   |
| Elections                            | 47,350.00  | STATUTORY EXPENDITURES                                |                | Federal Aid Revenues                   | 8,315.99     |
| Other General Administration         | 11,620.00  | Pensions & F.I.C.A.                                   | 168,508.00     | Institutional Revenues                 | 28,246.50    |
| JUDICIARY                            |            | Employee Fringe Benefits                              | 52,200.00      | Courts                                 | 8,667.55     |
| County Courts                        | 64,275.00  | Other Statutory Expenditures                          |                | County Clerk & Register                | 128,005.72   |
| District Courts                      | 14,800.00  |   |                | Surrogate                              | 18,078.16    |
| Juvenile Courts                      |            | COUNTY FUNCTIONS TOTAL                                | 2,989,092.68   | Sheriff                                | 20,488.36    |
| Superior Court                       | 21,800.00  | CAPITAL IMPROVEMENTS                                  | 661,774.00     | Other Miscellaneous Revenues           | 123,803.37   |
| Jury Commission                      | 2,500.00   | DEBT SERVICE  |                | 1969 REVENUES TOTAL                    | 3,667,587.02 |
| Law Library                          | 53,325.21  | Principal Payments                                    |                | Prior Years Surplus Appropriated       | 350,000.00   |
| Prosecutor's Office                  | 33,450.00  | Interest Payments                                     |                | BUDGET REVENUES TOTAL                  | 4,017,587.02 |
| Surrogate's Office                   | 67,500.00  | DEFERRED CHARGES                                      | 31,812.74      | CURRENT FINANCES DECEMBER 31, 1969     |              |
| Probation Office                     | 12,500.00  | RESERVE FOR UNCOLLECTED TAXES                         |                | ASSETS                                 |              |
| Other Judicial                       |            | EXPENDITURES TOTAL                                    | 3,682,679.42   | Cash Dec. 31, 1969                     | 1,081,761.33 |
| PUBLIC SAFETY                        |            |   |                | Taxes Receivable                       |              |
| Police                               | 3,900.00   | CAPITAL DEBT AUTHORIZED, DECEMBER 31, 1969            |                | Emergencies and Other Deferred Charges |              |
| Sheriff's Office                     | 41,600.00  | ISSUED AND UNISSUED                                   |                | State Aid Receivable                   | 475,610.00   |
| Civil Defense & Disaster Control     | 18,543.03  | School  |                | Other Receivable                       | 36,502.88    |
| Environmental Inspection & Control   |            | Self-liquidating                                      |                | ASSETS TOTAL                           | 1,593,874.21 |
| Weights & Measures                   | 8,475.00   | Other   |                | LIABILITIES                            |              |
| Correctional & Penal                 | 59,250.00  | Total   |                | Cash Liabilities                       | 864,091.34   |
| Other Public Safety                  | 2,000.00   |   |                | Reserves for Receivables               | 36,502.88    |
| PUBLIC WORKS                         |            | ISSUED AND OUTSTANDING                                |                | Surplus Dec. 31, 1969                  | 693,279.99   |
| Roads & Bridges, Streets, Drainage   |            | School  |                | LIABILITIES TOTAL                      | 1,593,874.21 |
| State Aid Motor Vehicle Fund         | 306,500.00 | Self-liquidating                                      |                |  |              |
| County Funds                         | 658,500.00 | Other   |                |  |              |
| Other Roads & Bridges                |            | Total   |                |  |              |
| Public Bldgs. & Grounds              | 119,150.00 |   |                |  |              |
| Other Public Works                   |            | Equalized Valuation Basis<br>for Net Debt Computation | 554,503,701.00 |  |              |
| HEALTH & WELFARE                     |            | 1969 CAPITAL OUTLAY TOTAL                             | 443,055.01     |  |              |
| County Health Department             | 56,621.88  | Beaches and Boardwalks                                |                |  |              |
| Mental Health Activities             | 351,100.00 | Parks and Playgrounds                                 | 14,435.78      |  |              |
| Tubercular Patient Care              | 1,000.00   | Public Buildings and Grounds                          |                |  |              |
| County Hospitals, Homes              | 65,000.00  | Vehicular Equipment                                   |                |  |              |
| County Aid to Hospitals              | 6,560.00   | Streets, Roads, Sidewalks, Storm Sewers               | 317,153.65     |  |              |
| Health Clinics                       |            | Sewer System  |                |  |              |
| Mosquito Extermination               | 20,000.00  | Water System  |                |  |              |
| Health Services Except Environmental | 304,767.00 | Other Utilities                                       |                |  |              |
| County Welfare Board - Welfare       | 48,936.00  | Hospitals and Clinics                                 |                |  |              |
| Child Welfare                        | 3,000.00   | Garbage and Trash Disposal Facilities                 |                |  |              |
| Other Welfare Services               |            | Health Equipment                                      |                |  |              |
| RECREATION AND CONSERVATION          |            | Library and Education Facilities                      |                |  |              |
| Parks, Playgrounds, Shade Trees      | 3,500.00   | Conservation and Recreation                           |                |  |              |
| Land Reclamation & Conservation      |            | Other Expenditures                                    | 111,465.58     |  |              |
| Other Recreational Services          | 500.00     |   |                |  |              |

State Equalized Value 589,886,340

State Equalized  
General Tax Rate: 3.08

## PER CAPITA:

Gross Debt 414.44  
Net Debt 68.60  
Debt Service .65  
Total Tax Levy 266.67  
Municipal Expenditures 108.47

## PER CENT:

Gross Debt 5.06  
Net Debt .84  
Tax Levy Collected 91.08  
Tax Levy Cancelled, Abated  
or Adjusted .52

| 1969 EXPENDITURES                             |                      | 1969 REVENUES                                     |                | 1969 PROPERTY TAX                          |               |
|---|----------------------|---|----------------|--|---------------|
| <b>GENERAL GOVERNMENT</b>                     |                      | <b>1969 — Property Taxes Collected</b>            |                | <b>STATE EQUALIZED TAX RATE</b>            |               |
| Governing Body & Public Boards                |                      | 1969 Payments in Lieu of Taxes                    | 16,401,768.22  | Local District School Taxes                | 1.35          |
| Municipal Clerk                               | 7,650.00             | Delinquent Tax & Lien Collections                 | 3,561.20       | Regional & Consolidated School Tax         | .89           |
| Financial Administration                      | 162,483.32           | Business Personalty Replacement Taxes             | 1,647,126.60   | School Taxes in Municipal Budget           |               |
| Assessment of Taxes                           | 133,882.24           | Taxes from Public Utilities                       | 1,001,157.00   | County Taxes                               | .49           |
| Collection of Taxes                           | 85,596.79            | Other Miscellaneous Tax Revenues                  | 1,689,458.15   | County Library Taxes                       | .02           |
| Planning, Housing & Development               | 122,460.07           | State Aid Revenues                                | 497,427.55     | Local Municipal Purpose Taxes              | .28           |
| Human Resources                               | 10,000.00            | Federal Aid Revenues                              |                | Veteran & Senior Citizen Taxes             | .06           |
| Elections                                     | 9,822.67             | Sale of Acquired Property                         | 10,263.73      | Total Taxes for Rate Computation           | 3.09          |
| General Administration (other)                | 426,103.51           | Other Miscellaneous Revenues                      | 664,059.44     | Special District Taxes                     | 1,008.08      |
| <b>JUDICIARY</b>                              |                      | 1969 Revenues                                     | 21,914,821.89  | Bank Stock Taxes                           | 35,332.03     |
| Municipal Courts                              | 60,931.61            | Prior Years Surplus Appropriated                  | 1,481,473.84   | Added and Omitted Taxes                    | 193,295.05    |
| <b>PUBLIC SAFETY</b>                          |                      | <b>REVENUES</b>                                   | <b>TOTAL</b>   | Total Taxes Levied - ABSTRACT              | 18,042,581.05 |
| Fire Protection                               | 168,881.81           |   | 23,396,295.73  | 1969 TAXES COLLECTED                       | 18,007,710.78 |
| Police Protection                             | 432,856.93           | <b>1969 REAL PROPERTY VALUATIONS</b>              |                | 1969 Taxes Cancelled, Abated or Adjusted   | 16,401,768.22 |
| Civil Defense & Disaster Control              | 7,639.35             | Code Class # of Parcels %VAL'N ASSESSED VALUATION |                | Transfer to Tax Title Liens or Foreclosed  | 94,429.09     |
| Environmental Inspection & Control            | 42,935.79            | 1 Vacant Land                                     |                | Balance Outstanding Dec. 31, 1969          | 1,492,690.82  |
| Other Public Safety                           |                      | 2 Residential                                     |                | <b>PRIOR YEARS TAXES OUTSTANDING</b>       |               |
| <b>PUBLIC WORKS</b>                           |                      | 3 Farm  |                | Balance January 1, 1969                    | 2,149,116.91  |
| Streets and Drainage                          | 1,415,280.01         | 4a Commercial                                     |                | Collected in 1969                          | 1,605,687.23  |
| Sewers and Sewage Processing                  | 95,200.00            | 4b Industrial                                     |                | Cancelled, Abated or Adjusted (1969)       | 257,107.45    |
| Garbage and Trash Disposal                    | 172,729.00           | 4c Apartments                                     |                | Transfers to Tax Title Liens or Foreclosed | 6,520.08      |
| Public Buildings and Grounds                  | 83,253.00            | Total   |                | Balance December 31, 1969                  | 279,802.15    |
| Other Public Works                            | 1,500.00             |   |                | <b>TAX TITLE LIENS OUTSTANDING</b>         |               |
| <b>HEALTH and WELFARE</b>                     |                      | <b>CAPITAL DEBT AUTHORIZED, DECEMBER 31, 1969</b> |                | Balance January 1, 1969                    | 71,254.91     |
| Health Services Except Environmental          | 39,589.77            | ISSUED AND UNISSUED                               |                | Transfers From Taxes                       | 26,111.78     |
| Welfare-Public Assistance                     | 32,783.35            | School  | 22,054,501     | Redeemed in 1969                           | 43,107.00     |
| Hospitals, Clinics, First Aid                 | 600.00               | Self-liquidating                                  | 4,728,872      | Cancelled, Abated or Adjusted (1969)       | 11.20         |
| Animal, Insect, & Rodent Control              | 1,045.00             | Other   | 1,257,793      | Transfers to Foreclosed Property           |               |
| Other Welfare Services                        |                      | Total   | 28,041,167     | Balance December 31, 1969                  | 54,248.49     |
| <b>RECREATION and CONSERVATION</b>            |                      | <b>ISSUED AND OUTSTANDING</b>                     |                | <b>PROPERTY ACQUIRED BY DEED OR</b>        |               |
| Beaches and Boardwalks                        | 600.00               | School  | 15,489,006.58  | FORECLOSURE                                |               |
| Parks, Playgrounds, Shade Trees               | 24,595.00            | Self-Liquidating                                  | 4,122,275.00   | Balance January 1, 1969                    | 20,134.30     |
| Land Reclamation & Conservation               |                      | Other   | 821,793.93     | Transfers From Taxes or Liens              |               |
| Other Recreational Services                   | 18,538.00            | Total   | 20,433,075.51  | Sale for Cash (1969)                       | 3,300.00      |
| <b>EDUCATION (excluding schools)</b>          |                      | <b>EQUALIZED VALUATION BASIS</b>                  |                | Cancelled, Abated or Adjusted (1969)       |               |
| Libraries                                     | 49,710.00            | FOR NET DEBT COMPUTATION                          | 554,503,701.00 | Balance December 31, 1969                  | 16,834.30     |
| Other Educational Services                    | 522,000.00           | <b>1969 CAPITAL OUTLAY</b>                        |                | <b>CURRENT FINANCES DECEMBER 31, 1969</b>  |               |
| <b>STATUTORY EXPENDITURES</b>                 |                      | TOTAL   | 1,557,694.65   | <b>ASSETS</b>                              |               |
| Pensions & F.I.C.A.                           | 127,201.26           | Beaches and Boardwalks                            | 438.00         | Cash Dec. 31, 1969                         | 7,957,503.71  |
| Employee Fringe Benefits                      | 54,208.03            | Parks and Playgrounds                             | 124,733.64     | Taxes Receivable                           | 1,772,492.97  |
| Other Statutory Expenditures                  |                      | Public Buildings and Grounds                      | 43,306.30      | Tax Title Liens                            | 54,248.49     |
| <b>MUNICIPAL FUNCTIONS</b>                    |                      | Vehicular Equipment                               | 451,781.18     | Foreclosed Property                        | 16,834.30     |
| <b>CAPITAL IMPROVEMENTS</b>                   |                      | Streets, Roads, Sidewalks, Storm Sewers           | 735,625.23     | Emergencies & Other Deferred Charges       | 248,038.92    |
| <b>DEBT SERVICE</b>                           |                      | Sewer System                                      | 67,562.71      | State Aid Receivable                       | 427,711.02    |
| Principal Payments                            | 32,285.33            | Water Service                                     |                | Other Receivables                          | 182,456.59    |
| Interest Payments                             | 11,954.17            | Other Utilities                                   |                | Total                                      | 10,659,286.00 |
| <b>TYPE I SCHL DEBT *MEMO</b>                 |                      | Hospitals and Clinics                             |                | <b>LIABILITIES</b>                         |               |
| <b>DEFERRED CHARGES</b>                       |                      | Garbage and Trash Disposal Facilities             | 4,006.34       | Cash Liabilities                           | 4,998,604.62  |
| <b>SCHOOL, COUNTY, SPECIAL DISTRICT TAXES</b> |                      | Health Equipment                                  | 76,000.00      | Reserves for Receivables                   | 2,026,032.35  |
| <b>RESERVE FOR UNCOLLECTED TAXES</b>          |                      | Library and Education Facilities                  | 100.00         | Surplus Dec. 31, 1969                      | 3,634,649.03  |
| <b>EXPENDITURES</b>                           |                      | Conservation and Recreation                       | 54,141.25      | Total                                      | 10,659,286.00 |
| <b>TOTAL</b>                                  | <b>23,489,924.16</b> | <b>Other Expenditures</b>                         |                |  |               |

\*ABOVE DEBT SERVICE INCLUDES TYPE I SCHOOL DEBT

# MERCER COUNTY

## DISTRIBUTION OF RATABLES

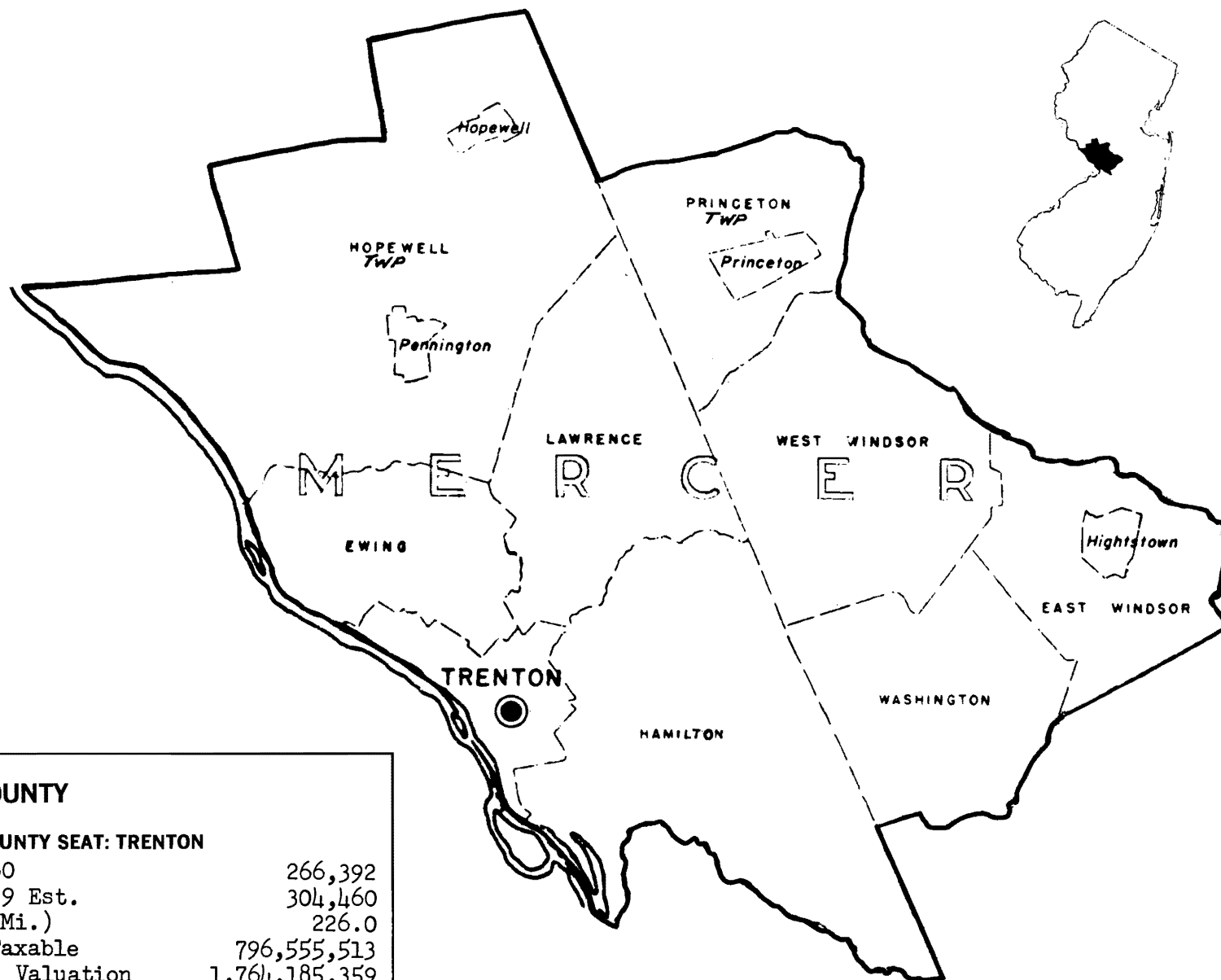
### PERCENTAGE DISTRIBUTION OF RATABLES

|             |      |
|-------------|------|
| Vacant      | 2.9  |
| Residential | 63.1 |
| Farm        | 2.5  |
| Commercial  | 16.8 |
| Industrial  | 9.8  |
| Apartments  | 4.9  |

### NUMBER OF PARCELS

|             |        |
|-------------|--------|
| Vacant      | 9,499  |
| Residential | 67,419 |
| Farm        | 1,948  |
| Commercial  | 5,719  |
| Industrial  | 492    |
| Apartments  | 310    |





## MERCER COUNTY

### COUNTY SEAT: TRENTON

|  |               |
|--|---------------|
| Population, 1960                           | 266,392       |
| Population, 1969 Est.                      | 304,460       |
| Land Area (Sq. Mi.)                        | 226.0         |
| Net Valuation Taxable                      | 796,555,513   |
| State Equalized Valuation                  | 1,764,185,359 |
| Tax Levy (With Bank Stock Tax)             | 15,792,876    |
| Bond Ratings: Moody-Aa; Standard & Poor-AA |               |

1100

Population 1960 266,392  
 Population 1969 304,460  
 S & P Rating AA  
 Moody Rating AA  
 Land Area 226.00 Sq. Miles

## MERCER COUNTY

Net Valuation Taxable 796,555,513

Net Valuation on Which County Taxes  
 are apportioned: 1,658,517,500

## PER CAPITA:

Gross Debt 86.49  
 Net Debt 86.35  
 Debt Service 1.91  
 Total Tax Levy 51.29  
 County Functions 63.98

## PER CENT:

Gross Debt 1.58  
 Net Debt 1.58

| 1969 EXPENDITURES                    |              | 1969 EXPENDITURES (cont'd.)                           |                  | 1969 REVENUES REALIZED                    |               |
|--------------------------------------|--------------|---|------------------|---|---------------|
| <b>GENERAL GOVERNMENT</b>            |              |   |                  |   |               |
| Governing Body and Public Boards     | 166,778.41   | EDUCATION (excluding schools)                         |                  | 1969 Property Taxes                       | 15,614,943.38 |
| Clerk (County and Register)          | 377,130.00   | County Superintendent of Schools                      | 35,700.00        | Collateral Inheritance Tax                | 197,123.55    |
| Financial Administration             | 505,703.54   | Vocational Schools                                    | 65,605.00        | Financial Business Tax                    | 65,041.78     |
| Board of Taxation: Tax Assessment    | 28,838.00    | County College  | 763,505.00       | Franchise Tax                             | 21,913.38     |
| Planning, Housing, Development       | 115,595.38   | County Extension Services                             | 46,115.00        | Bank Stock Tax                            | 177,933.28    |
| Human Resources                      | 106,621.00   | Libraries   |                  | Other Miscellaneous Tax                   |               |
| Elections                            | 335,000.00   | Other Educational Services                            | 500.00           | State Aid Revenues                        | 373,426.19    |
| Other General Administration         | 687,654.00   | <b>STATUTORY EXPENDITURES</b>                         |                  | Federal Aid Revenues                      | 30,092.56     |
| <b>JUDICIARY</b>                     |              | Pensions & F.I.C.A.                                   | 1,010,500.00     | Institutional Revenues                    | 1,118,794.32  |
| County Courts                        | 555,147.00   | Employee Fringe Benefits                              | 238,000.00       | Courts                                    | 76,185.85     |
| District Courts                      | 80,074.00    | Other Statutory Expenditures                          |                  | County Clerk & Register                   | 324,232.42    |
| Juvenile Courts                      | 58,290.00    |   |                  | Surrogate                                 | 100,151.17    |
| Superior Court                       |              | <b>COUNTY FUNCTIONS</b>                               | <b>TOTAL</b>     | Sheriff                                   | 96,179.95     |
| Jury Commission                      | 137,571.60   | CAPITAL IMPROVEMENTS                                  | 17,211,353.00    | Other Miscellaneous Revenues              | 1,029,208.01  |
| Law Library                          |              | DEBT SERVICE  | 130,853.06       | 1969 REVENUES                             | <b>TOTAL</b>  |
| Prosecutor's Office                  | 416,884.49   | Principal Payments                                    | 1,335,000.00     | Prior Years Surplus Appropriated          | 850,000.00    |
| Surrogate's Office                   | 85,540.00    | Interest Payments                                     | 581,177.50       | <b>BUDGET REVENUES</b>                    | <b>TOTAL</b>  |
| Probation Office                     | 48,847.00    |   |                  |   | 20,075,225.84 |
| Other Judicial                       | 45,333.91    | <b>DEFERRED CHARGES</b>                               | 222,170.10       |   |               |
| <b>PUBLIC SAFETY</b>                 |              | RESERVE FOR UNCOLLECTED TAXES                         |                  | <b>CURRENT FINANCES DECEMBER 31, 1969</b> |               |
| Police                               |              | <b>EXPENDITURES</b>                                   | <b>TOTAL</b>     | <b>ASSETS</b>                             |               |
| Sheriff's Office                     | 138,894.00   |   | 19,480,553.66    | Cash Dec. 31, 1969                        | 2,587,584.38  |
| Civil Defense & Disaster Control     | 44,330.00    |   |                  | Taxes Receivable                          |               |
| Environmental Inspection & Control   |              | <b>CAPITAL DEBT AUTHORIZED, DECEMBER 31, 1969</b>     |                  | Emergencies and Other Deferred Charges    | 280,000.00    |
| Weights & Measures                   | 11,300.00    | <b>ISSUED AND UNISSUED</b>                            |                  | State Aid Receivable                      |               |
| Correctional & Penal                 | 1,274,036.66 | School  |                  | Other Receivable                          | 118,831.96    |
| Other Public Safety                  | 2,000.00     | Self-liquidating                                      |                  | <b>ASSETS</b>                             | <b>TOTAL</b>  |
| <b>PUBLIC WORKS</b>                  |              | Other   |                  |   | 2,986,416.34  |
| Roads & Bridges, Streets, Drainage   | 10,000.00    | <b>Total</b>  | 26,331,902       | <b>LIABILITIES</b>                        |               |
| State Aid Motor Vehicle Fund         | 318,320.00   |   | 26,331,902       | Cash Liabilities                          | 1,540,919.31  |
| County Funds                         | 744,606.00   | <b>ISSUED AND OUTSTANDING</b>                         |                  | Reserves for Receivables                  | 118,831.96    |
| Other Roads & Bridges                |              | School  |                  | Surplus Dec. 31, 1969                     | 1,326,665.07  |
| Public Bldgs. & Grounds              | 382,124.00   | Self-liquidating                                      |                  | <b>LIABILITIES</b>                        | <b>TOTAL</b>  |
| Other Public Works                   | 209,000.00   | Other   |                  |   | 2,986,416.34  |
| <b>HEALTH &amp; WELFARE</b>          |              | <b>Total</b>  | 25,412,000.00    |   |               |
| County Health Department             | 50,858.00    |   | 25,412,000.00    |   |               |
| Mental Health Activities             | 1,561,074.00 | Equalized Valuation Basis<br>for Net Debt Computation | 1,662,267,767.00 |   |               |
| Tubercular Patient Care              | 7,176.00     |   |                  |   |               |
| County Hospitals, Homes              | 1,591,396.00 | <b>1969 CAPITAL OUTLAY</b>                            | <b>TOTAL</b>     |   |               |
| County Aid to Hospitals              | 624,500.00   | Beaches and Boardwalks                                | 6,915,193.54     |   |               |
| Health Clinics                       | 132,666.00   | Parks and Playgrounds                                 | 1,357,970.27     |   |               |
| Mosquito Extermination               | 245,556.00   | Public Buildings and Grounds                          | 1,283,030.52     |   |               |
| Health Services Except Environmental | 36,000.00    | Vehicular Equipment                                   |                  |   |               |
| County Welfare Board - Welfare       | 2,652,750.89 | Streets, Roads, Sidewalks, Storm Sewers               | 635,785.78       |   |               |
| Child Welfare                        | 464,500.00   | Sewer System  |                  |   |               |
| Other Welfare Services               | 44,860.12    | Water System  |                  |   |               |
| <b>RECREATION AND CONSERVATION</b>   |              | Other Utilities                                       |                  |   |               |
| Parks, Playgrounds, Shade Trees      | 655,630.00   | Hospitals and Clinics                                 |                  |   |               |
| Land Reclamation & Conservation      |              | Garbage and Trash Disposal Facilities                 |                  |   |               |
| Other Recreational Services          |              | Health Equipment                                      | 9,127.84         |   |               |
|                                      |              | Library and Education Facilities                      | 3,104,412.70     |   |               |
|                                      |              | Conservation and Recreation                           | 34,059.04        |   |               |
|                                      |              | Other Expenditures                                    | 490,807.39       |   |               |



State Equalized Value 1,737,201,166

State Equalized  
General Tax Rate: 3.96

Gross Debt 292.17  
Net Debt 85.29  
Debt Service 10.29  
Total Tax Levy 225.64  
Municipal Expenditures 135.70

Gross Debt 5.35  
Net Debt 1.56  
Tax Levy Collected 93.86  
Tax Levy Cancelled, Abated  
or Adjusted .49

| 1969 EXPENDITURES                      |               | 1969 REVENUES  |                  | 1969 PROPERTY TAX                          |                    |
|--|---------------|--|------------------|--|--------------------|
| <b>GENERAL GOVERNMENT</b>              |               |  |                  | <b>STATE EQUALIZED TAX RATE</b>            |                    |
| Governing Body & Public Boards         | 93,464.01     | 1969 — Property Taxes Collected                          | 64,522,715.26    | Local District School Taxes                | 1.55 26,898,203.40 |
| Municipal Clerk                        | 68,308.74     | 1969 Payments in Lieu of Taxes                           | 151,332.98       | Regional & Consolidated School Tax         | .57 9,838,884.02   |
| Financial Administration               | 868,448.42    | Delinquent Tax & Lien Collections                        | 3,449,823.11     | School Taxes in Municipal Budget           | .02 339,457.00     |
| Assessment of Taxes                    | 265,469.81    | Business Personalty Replacement Taxes                    | 5,330,643.00     | County Taxes                               | .90 15,614,943.38  |
| Collection of Taxes                    | 388,037.85    | Taxes from Public Utilities                              | 7,224,342.78     | County Library Taxes                       | .01 212,462.00     |
| Planning, Housing & Development        | 1,054,262.90  | Other Miscellaneous Tax Revenues                         | 220,086.65       | Local Municipal Purpose Taxes              | .82 14,255,788.63  |
| Human Resources                        | 107,994.56    | State Aid Revenues                                       | 2,495,394.65     | Veteran & Senior Citizen Taxes             | .09 1,587,210.00   |
| Elections                              | 31,839.91     | Federal Aid Revenues                                     | 379,123.22       | Total Taxes for Rate Computation           | 3.96 68,746,948.43 |
| General Administration (other)         | 1,353,566.84  | Sale of Acquired Property                                | 43,050.03        | Special District Taxes                     | 365,526.04         |
| <b>JUDICIARY</b>                       |               | Other Miscellaneous Revenues                             | 5,758,969.57     | Bank Stock Taxes                           | 177,933.28         |
| Municipal Courts                       | 258,877.00    | 1969 Revenues  | 89,575,481.25    | Added and Omitted Taxes                    | 994,317.65         |
| <b>PUBLIC SAFETY</b>                   |               | Prior Years Surplus Appropriated                         | 4,529,059.42     | Total Taxes Levied - ABSTRACT              | 68,697,515.40      |
| Fire Protection                        | 2,990,831.45  | <b>REVENUES</b>  | <b>TOTAL</b>     |  | 68,742,200.51      |
| Police Protection                      | 6,521,619.05  |  |                  | <b>1969 TAXES COLLECTED</b>                | 64,522,715.26      |
| Civil Defense & Disaster Control       | 71,869.63     | <b>1969 REAL PROPERTY VALUATIONS</b>                     |                  | 1969 Taxes Cancelled, Abated or Adjusted   | 339,463.77         |
| Environmental Inspection & Control     | 278,959.95    | <b>Code Class # of Parcels %VAL'N ASSESSED VALUATION</b> |                  | Transfer to Tax Title Liens or Foreclosed  | 343,122.56         |
| Other Public Safety                    | 267,707.56    | 1 Vacant Land  |                  | Balance Outstanding Dec. 31, 1969          | 3,536,898.92       |
| <b>PUBLIC WORKS</b>                    |               | 2 Residential  |                  | <b>PRIOR YEARS TAXES OUTSTANDING</b>       |                    |
| Streets and Drainage                   | 3,890,687.88  | 3 Farm   |                  | Balance January 1, 1969                    | 5,269,270.31       |
| Sewers and Sewage Processing           | 1,949,452.87  | 4a Commercial  |                  | Collected in 1969                          | 3,208,002.37       |
| Garbage and Trash Disposal             | 1,903,129.99  | 4b Industrial  |                  | Cancelled, Abated or Adjusted (1969)       | 47,193.12          |
| Public Buildings and Grounds           | 838,881.35    | 4c Apartments  |                  | Transfers to Tax Title Liens or Foreclosed | 145,163.65         |
| Other Public Works                     | 33,003.96     | Total  |                  | Balance December 31, 1969                  | 1,868,911.17       |
| <b>HEALTH and WELFARE</b>              |               | <b>CAPITAL DEBT AUTHORIZED, DECEMBER 31, 1969</b>        |                  | <b>TAX TITLE LIENS OUTSTANDING</b>         |                    |
| Health Services Except Environmental   | 890,974.11    | <b>ISSUED AND UNISSUED</b>                               |                  | Balance January 1, 1969                    | 708,259.64         |
| Welfare-Public Assistance              | 468,812.26    | School   | 45,074,635       | Transfers From Taxes                       | 508,845.77         |
| Hospitals, Clinics, First Aid          | 104,589.20    | Self-liquidating   | 15,673,103       | Redeemed in 1969                           | 245,304.83         |
| Animal, Insect, & Rodent Control       | 256,553.21    | Other  | 28,207,280       | Cancelled, Abated or Adjusted (1969)       | 1,223.12           |
| Other Welfare Services                 |               | Total  | 88,955,019       | Transfers to Foreclosed Property           | 170.68             |
| <b>RECREATION and CONSERVATION</b>     |               | <b>ISSUED AND OUTSTANDING</b>                            |                  | Balance December 31, 1969                  | 970,406.78         |
| Beaches and Boardwalks                 |               | School   | 42,081,635.67    | <b>PROPERTY ACQUIRED BY DEED OR</b>        |                    |
| Parks, Playgrounds, Shade Trees        | 1,103,629.87  | Self-Liquidating   | 14,072,000.00    | <b>FORECLOSURE</b>                         |                    |
| Land Reclamation & Conservation        |               | Other  | 23,875,590.02    | Balance January 1, 1969                    | 360,448.08         |
| Other Recreational Services            | 226,950.77    | Total  | 80,029,225.69    | Transfers From Taxes or Liens              | 170.68             |
| <b>EDUCATION (excluding schools)</b>   |               | <b>EQUALIZED VALUATION BASIS</b>                         |                  | Sale for Cash (1969)                       | 35,632.76          |
| Libraries                              | 866,868.85    | <b>FOR NET DEBT COMPUTATION</b>                          | 1,662,267,766.00 | Cancelled, Abated or Adjusted (1969)       | 5,794.00           |
| Other Educational Services             | 52,286.50     | <b>1969 CAPITAL OUTLAY</b>                               | <b>TOTAL</b>     | Balance December 31, 1969                  | 319,192.00         |
| <b>STATUTORY EXPENDITURES</b>          |               | Beaches and Boardwalks                                   | 5,583,546.37     | <b>CURRENT FINANCES DECEMBER 31, 1969</b>  |                    |
| Pensions & F.I.C.A.                    | 2,689,935.08  | Parks and Playgrounds                                    | 775,759.92       | <b>ASSETS</b>                              |                    |
| Employee Fringe Benefits               | 470,147.46    | Public Buildings and Grounds                             | 1,590,469.59     | Cash Dec. 31, 1969                         | 16,792,241.95      |
| Other Statutory Expenditures           |               | Vehicular Equipment                                      | 97,924.21        | Taxes Receivable                           | 5,405,810.09       |
| <b>MUNICIPAL FUNCTIONS</b>             | <b>TOTAL</b>  | Streets, Roads, Sidewalks, Storm Sewers                  | 2,106,037.00     | Tax Title Liens                            | 970,406.78         |
| <b>CAPITAL IMPROVEMENTS</b>            |               | Sewer System   | 292,535.40       | Foreclosed Property                        | 319,192.00         |
| <b>DEBT SERVICE</b>                    |               | Water Service  | 249,076.74       | Emergencies & Other Deferred Charges       | 111,517.20         |
| Principal Payments                     | 2,072,771.12  | Other Utilities  |                  | State Aid Receivable                       | 656,890.82         |
| Interest Payments                      | 1,061,201.05  | Hospitals and Clinics                                    |                  | Other Receivables                          | 727,165.06         |
| <b>TYPE I SCHL DEBT *MEMO</b>          |               | Garbage and Trash Disposal Facilities                    | 17,000.00        | Total                                      | 24,983,223.90      |
| <b>DEFERRED CHARGES</b>                |               | Health Equipment   |                  | <b>LIABILITIES</b>                         |                    |
| SCHOOL, COUNTY, SPECIAL DISTRICT TAXES | 53,269,475.84 | Library and Education Facilities                         | 154,816.98       | Cash Liabilities                           | 8,711,482.34       |
| <b>RESERVE FOR UNCOLLECTED TAXES</b>   |               | Conservation and Recreation                              | 299,926.53       | Reserves for Receivables                   | 7,422,573.93       |
|  | 5,655,490.25  | Other Expenditures                                       |                  | Surplus Dec. 31, 1969                      | 8,849,167.63       |
| <b>EXPENDITURES</b>                    | <b>TOTAL</b>  |  |                  | Total                                      | 24,983,223.90      |
|  | 94,585,591.01 |  |                  |  |                    |

\*ABOVE DEBT SERVICE INCLUDES TYPE I SCHOOL DEBT

# MIDDLESEX COUNTY

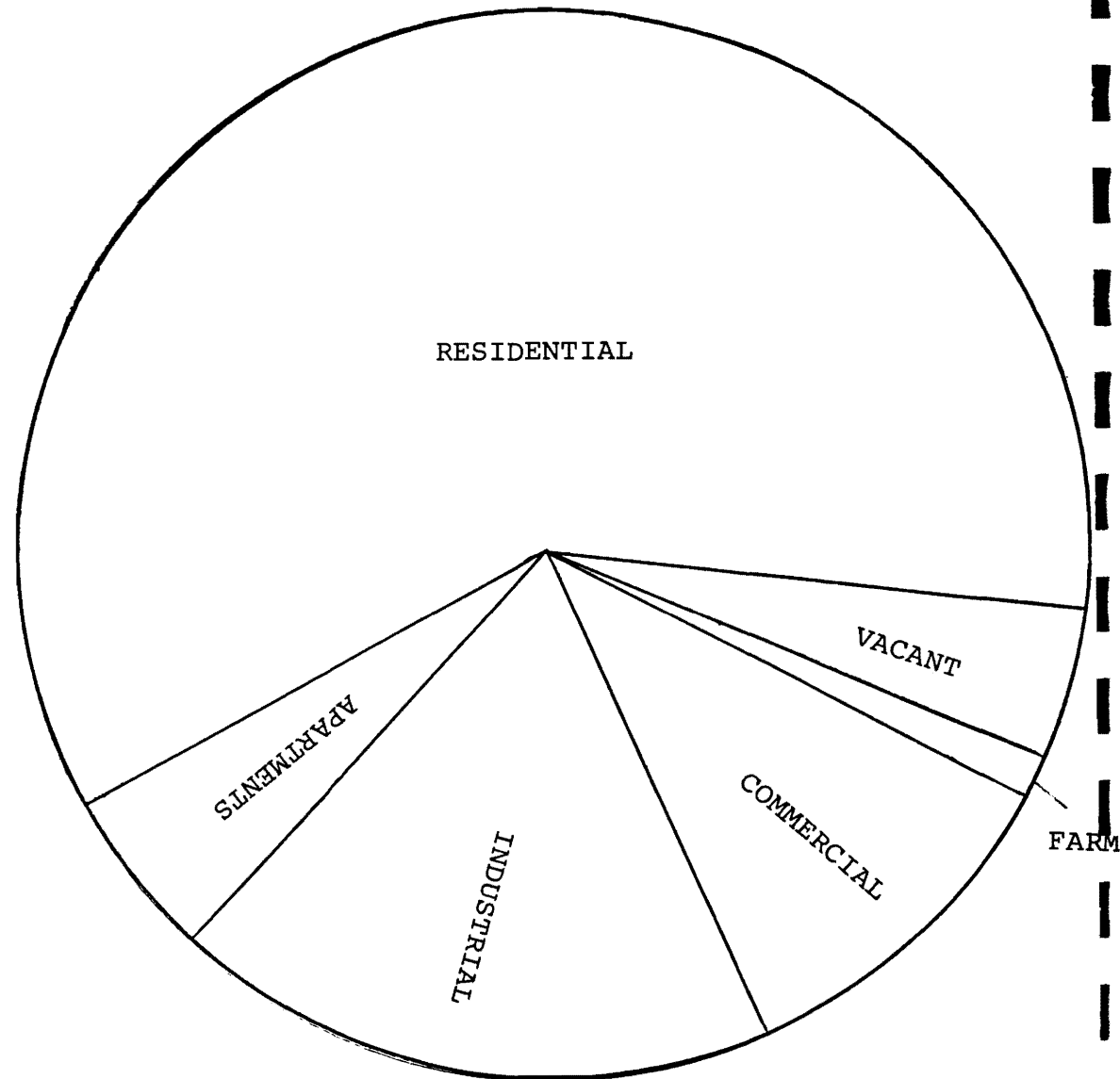
## DISTRIBUTION OF RATABLES

### PERCENTAGE DISTRIBUTION OF RATABLES

|             |      |
|-------------|------|
| Vacant      | 4.4  |
| Residential | 59.6 |
| Farm        | 1.1  |
| Commercial  | 10.8 |
| Industrial  | 18.7 |
| Apartments  | 5.4  |

### NUMBER OF PARCELS

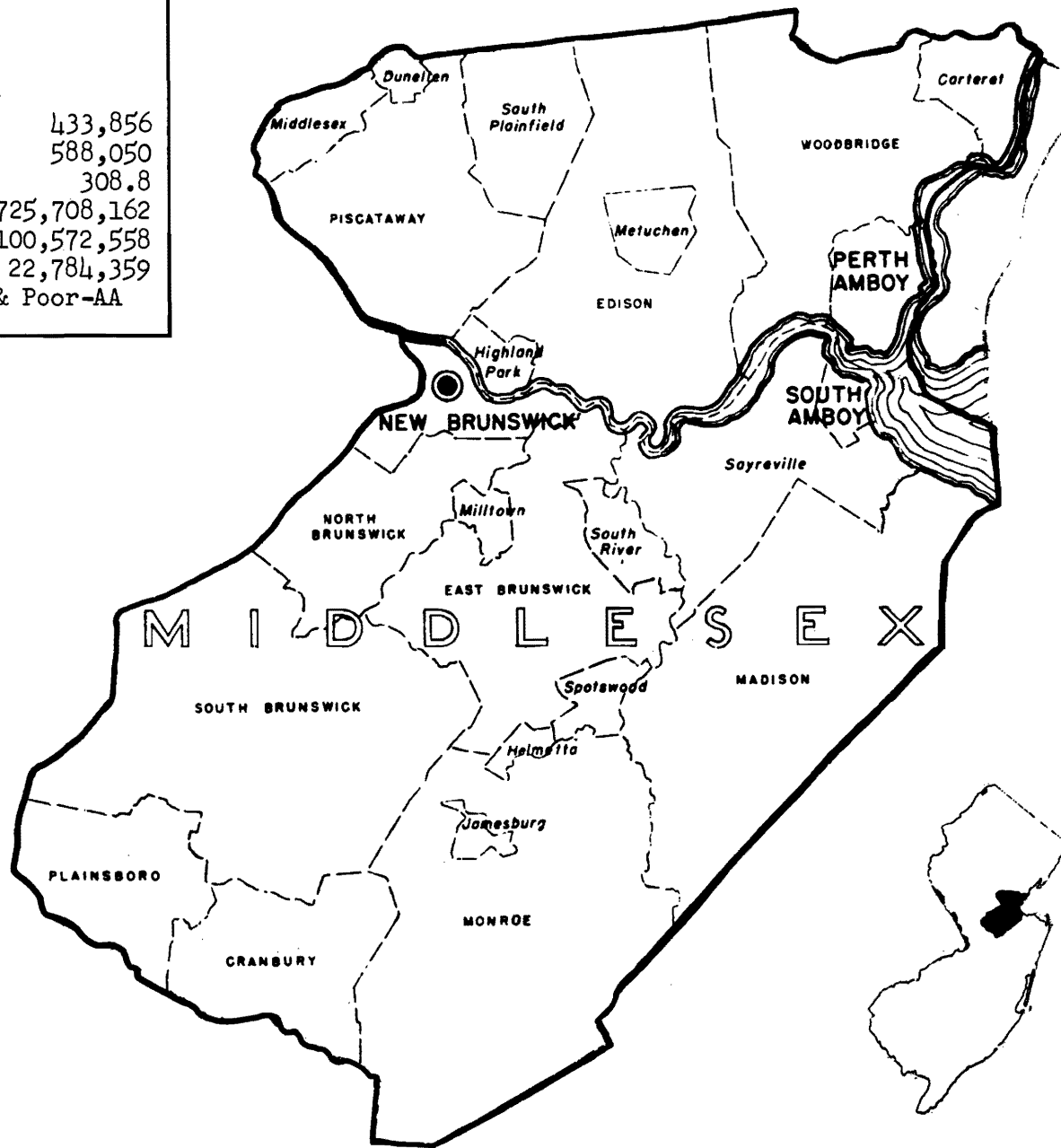
|             |         |
|-------------|---------|
| Vacant      | 26,617  |
| Residential | 118,759 |
| Farm        | 1,883   |
| Commercial  | 6,939   |
| Industrial  | 1,649   |
| Apartments  | 543     |



## MIDDLESEX COUNTY

COUNTY SEAT: NEW BRUNSWICK

|  |               |
|--|---------------|
| Population, 1960                           | 433,856       |
| Population, 1969 Est.                      | 588,050       |
| Land Area (Sq. Mi.)                        | 308.8         |
| Net Valuation Taxable                      | 1,725,708,162 |
| State Equalized Valuation                  | 4,100,572,558 |
| Tax Levy (With Bank Stock Tax)             | 22,784,359    |
| Bond Ratings: Moody-Aa; Standard & Poor-AA |               |



1200

Population 1960 43,856  
 Population 1969 588,050  
 S & P Rating AA  
 Moody Rating AA  
 Land Area 306.79 Sq. Miles

## MIDDLESEX COUNTY

Net Valuation Taxable 1,725,706,162

Net Valuation on Which County Taxes  
 are apportioned: 4,380,992,522

## PER CAPITA:

Gross Debt 59.92  
 Net Debt 59.92  
 Debt Service 1.47  
 Total Tax Levy 38.45  
 County Functions: 49.04

## PER CENT:

Gross Debt .92  
 Net Debt .92

| 1969 EXPENDITURES                    |              | 1969 EXPENDITURES (cont'd.)          |                            | 1969 REVENUES REALIZED           |                            |
|--------------------------------------|--------------|--------------------------------------|----------------------------|----------------------------------|----------------------------|
| <b>GENERAL GOVERNMENT</b>            |              | <b>EDUCATION (excluding schools)</b> |                            | <b>1969 Property Taxes</b>       | <b>22,607,821.28</b>       |
| Governing Body and Public Boards     | 125,464.00   | County Superintendent of Schools     | 27,755.00                  | Collateral Inheritance Tax       | 77,921.01                  |
| Clerk (County and Register)          | 275,627.00   | Vocational Schools                   | 1,768,085.00               | Financial Business Tax           | 40,327.33                  |
| Financial Administration             | 330,211.00   | County College                       | 422,515.00                 | Franchise Tax                    |                            |
| Board of Taxation: Tax Assessment    | 56,676.00    | County Extension Services            | 43,751.00                  | Bank Stock Tax                   | 176,538.48                 |
| Planning, Housing, Development       | 286,888.00   | Libraries                            |                            | Other Miscellaneous Tax          |                            |
| Human Resources                      | 71,251.00    | Other Educational Services           | 20,000.00                  | State Aid Revenues               | 782,881.82                 |
| Elections                            | 371,926.00   | <b>STATUTORY EXPENDITURES</b>        |                            | Federal Aid Revenues             |                            |
| Other General Administration         | 345,136.00   | Pensions & F.I.C.A.                  | 1,367,500.00               | Institutional Revenues           | 1,710,846.71               |
| <b>JUDICIARY</b>                     |              | Employee Fringe Benefits             | 600,500.00                 | Courts                           | 161,303.54                 |
| County Courts                        | 547,596.00   | Other Statutory Expenditures         |                            | County Clerk & Register          | 650,759.01                 |
| District Courts                      | 270,455.00   |                                      |                            | Surrogate                        | 94,252.24                  |
| Juvenile Courts                      |              |                                      |                            | Sheriff                          | 159,137.09                 |
| Superior Court                       |              |                                      |                            | Other Miscellaneous Revenues     | 1,014,671.75               |
| Jury Commission                      | 250,343.00   | <b>COUNTY FUNCTIONS</b>              | <b>TOTAL 25,985,940.63</b> | <b>1969 REVENUES</b>             | <b>TOTAL 27,476,460.26</b> |
| Law Library                          | 32,384.00    | <b>CAPITAL IMPROVEMENTS</b>          | <b>154,000.00</b>          | Prior Years Surplus Appropriated | 2,000,000.00               |
| Prosecutor's Office                  | 456,675.00   | <b>DEBT SERVICE</b>                  |                            | <b>BUDGET REVENUES</b>           | <b>TOTAL 29,476,460.26</b> |
| Surrogate's Office                   | 57,574.00    | Principal Payments                   | 1,759,000.00               |                                  |                            |
| Probation Office                     | 464,370.00   | Interest Payments                    | 866,692.50                 |                                  |                            |
| Other Judicial                       | 55,600.00    | <b>DEFERRED CHARGES</b>              | <b>75,067.73</b>           |                                  |                            |
| <b>PUBLIC SAFETY</b>                 |              | <b>RESERVE FOR UNCOLLECTED TAXES</b> |                            |                                  |                            |
| Police                               | 31,500.00    |                                      |                            |                                  |                            |
| Sheriff's Office                     | 195,486.00   | <b>EXPENDITURES</b>                  | <b>TOTAL 28,840,700.86</b> |                                  |                            |
| Civil Defense & Disaster Control     | 20,333.00    |                                      |                            |                                  |                            |
| Environmental Inspection & Control   |              |                                      |                            |                                  |                            |
| Weights & Measures                   | 57,260.00    |                                      |                            |                                  |                            |
| Correctional & Penal                 | 1,053,265.00 |                                      |                            |                                  |                            |
| Other Public Safety                  |              |                                      |                            |                                  |                            |
| <b>PUBLIC WORKS</b>                  |              |                                      |                            |                                  |                            |
| Roads & Bridges, Streets, Drainage   | 15,427.00    |                                      |                            |                                  |                            |
| State Aid Motor Vehicle Fund         | 408,540.00   |                                      |                            |                                  |                            |
| County Funds                         | 1,644,282.00 |                                      |                            |                                  |                            |
| Other Roads & Bridges                |              |                                      |                            |                                  |                            |
| Public Bldgs. & Grounds              | 523,255.00   |                                      |                            |                                  |                            |
| Other Public Works                   | 10,380.00    |                                      |                            |                                  |                            |
| <b>HEALTH &amp; WELFARE</b>          |              |                                      |                            |                                  |                            |
| County Health Department             | 127,505.63   |                                      |                            |                                  |                            |
| Mental Health Activities             | 1,606,581.00 |                                      |                            |                                  |                            |
| Tubercular Patient Care              |              |                                      |                            |                                  |                            |
| County Hospitals, Homes              | 4,416,787.00 |                                      |                            |                                  |                            |
| County Aid to Hospitals              | 1,000,000.00 |                                      |                            |                                  |                            |
| Health Clinics                       | 388,321.00   |                                      |                            |                                  |                            |
| Mosquito Extermination               | 210,000.00   |                                      |                            |                                  |                            |
| Health Services Except Environmental | 456,302.00   |                                      |                            |                                  |                            |
| County Welfare Board - Welfare       | 2,550,585.00 |                                      |                            |                                  |                            |
| Child Welfare                        | 315,800.00   |                                      |                            |                                  |                            |
| Other Welfare Services               | 400,095.00   |                                      |                            |                                  |                            |
| <b>RECREATION AND CONSERVATION</b>   |              |                                      |                            |                                  |                            |
| Parks, Playgrounds, Shade Trees      | 1,652,081.00 |                                      |                            |                                  |                            |
| Land Reclamation & Conservation      |              |                                      |                            |                                  |                            |
| Other Recreational Services          |              |                                      |                            |                                  |                            |

State Equalized Value 3,977,214,667

State Equalized  
General Tax Rate: 3.24

Gross Debt 402.84  
Net Debt 163.02  
Debt Service 11.54  
Total Tax Levy 222.70  
Municipal Expenditures 111.87

Gross Debt 6.21  
Net Debt 2.51  
Tax Levy Collected 96.17  
Tax Levy Cancelled, Abated or Adjusted .16

| 1969 EXPENDITURES                      |                | 1969 REVENUES                          |                | 1969 PROPERTY TAX                         |                     |
|--|----------------|--|----------------|---|---------------------|
| <b>GENERAL GOVERNMENT</b>              |                | <b>1969 — Property Taxes Collected</b> |                | <b>STATE EQUALIZED TAX RATE</b>           |                     |
| Governing Body & Public Boards         | 171,510.00     | 1969 Payments in Lieu of Taxes         | 125,979,784.52 | Local District School Taxes               | 2.03 81,305,497.81  |
| Municipal Clerk                        | 252,050.00     | Delinquent Tax & Lien Collections      | 599,629.76     | Regional & Consolidated School Tax        |                     |
| Financial Administration               | 1,829,480.46   | Business Personalty Replacement Taxes  | 3,482,785.97   | School Taxes in Municipal Budget          | .04 1,729,536.62    |
| Assessment of Taxes                    | 854,023.44     | Taxes from Public Utilities            | 9,655,039.26   | County Taxes                              | .57 22,607,821.28   |
| Collection of Taxes                    | 912,657.75     | Other Miscellaneous Tax Revenues       | 13,823,775.25  | County Library Taxes                      |                     |
| Planning, Housing & Development        | 726,123.50     | State Aid Revenues                     | 41,015.98      | Local Municipal Purpose Taxes             | .52 20,821,389.51   |
| Human Resources                        | 25,550.00      | Federal Aid Revenues                   | 3,055,859.11   | Veteran & Senior Citizen Taxes            | .07 2,988,630.00    |
| Elections                              | 100,538.64     | Sale of Acquired Property              | 271,151.98     | Total Taxes for Rate Computation          | 3.23 129,452,875.22 |
| General Administration (other)         | 2,729,739.24   | Other Miscellaneous Revenues           | 262,718.74     | Special District Taxes                    | 2,033,337.42        |
| <b>JUDICIARY</b>                       |                | 1969 Revenues                          | 6,969,368.88   | Bank Stock Taxes                          | 176,538.48          |
| Municipal Courts                       | 516,091.00     | Prior Years Surplus Appropriated       | 164,141,129.45 | Added and Omitted Taxes                   | 2,284,056.33        |
| <b>PUBLIC SAFETY</b>                   |                | <b>REVENUES</b>                        | <b>TOTAL</b>   | Total Taxes Levied - ABSTRACT             | 130,958,177.45      |
| Fire Protection                        | 3,067,563.14   |  | 171,706,892.99 | 1969 TAXES COLLECTED                      | 130,994,543.61      |
| Police Protection                      | 11,065,681.50  |  |                | 1969 Taxes Cancelled, Abated or Adjusted  | 125,979,784.52      |
| Civil Defense & Disaster Control       | 89,567.00      |  |                | Transfer to Tax Title Liens or Foreclosed | 216,024.87          |
| Environmental Inspection & Control     | 845,808.18     |  |                | Balance Outstanding Dec. 31, 1969         | 235,549.93          |
| Other Public Safety                    | 25,746.00      |  |                |   | 4,563,184.29        |
| <b>PUBLIC WORKS</b>                    |                |  |                |   |                     |
| Streets and Drainage                   | 6,517,304.95   |  |                |   |                     |
| Sewers and Sewage Processing           | 2,553,863.55   |  |                |   |                     |
| Garbage and Trash Disposal             | 2,670,251.36   |  |                |   |                     |
| Public Buildings and Grounds           | 1,494,831.14   |  |                |   |                     |
| Other Public Works                     | 216,068.80     |  |                |   |                     |
| <b>HEALTH AND WELFARE</b>              |                |  |                |   |                     |
| Health Services Except Environmental   | 1,159,017.11   |  |                |   |                     |
| Welfare-Public Assistance              | 424,249.36     |  |                |   |                     |
| Hospitals, Clinics, First Aid          | 135,750.00     |  |                |   |                     |
| Animal, Insect, & Rodent Control       | 24,245.25      |  |                |   |                     |
| Other Welfare Services                 | 12,900.00      |  |                |   |                     |
| <b>RECREATION and CONSERVATION</b>     |                |  |                |   |                     |
| Beaches and Boardwalks                 | 64,000.00      |  |                |   |                     |
| Parks, Playgrounds, Shade Trees        | 1,548,992.19   |  |                |   |                     |
| Land Reclamation & Conservation        | 17,720.00      |  |                |   |                     |
| Other Recreational Services            | 999,867.53     |  |                |   |                     |
| <b>EDUCATION (excluding schools)</b>   |                |  |                |   |                     |
| Libraries                              | 1,736,790.77   |  |                |   |                     |
| Other Educational Services             | 1,469,792.34   |  |                |   |                     |
| <b>STATUTORY EXPENDITURES</b>          |                |  |                |   |                     |
| Pensions & F.I.C.A.                    | 3,401,577.16   |  |                |   |                     |
| Employee Fringe Benefits               | 1,120,607.00   |  |                |   |                     |
| Other Statutory Expenditures           |                |  |                |   |                     |
| <b>MUNICIPAL FUNCTIONS</b>             |                |  |                |   |                     |
| <b>CAPITAL IMPROVEMENTS</b>            |                |  |                |   |                     |
| <b>DEBT SERVICE</b>                    |                |  |                |   |                     |
| Principal Payments                     | 4,029,208.00   |  |                |   |                     |
| Interest Payments                      | 2,757,822.52   |  |                |   |                     |
| TYPE I SCHL DEBT *MEMO                 | 1,848,789.12   |  |                |   |                     |
| DEFERRED CHARGES                       | 2,347,772.07   |  |                |   |                     |
| SCHOOL, COUNTY, SPECIAL DISTRICT TAXES | 107,676,193.13 |  |                |   |                     |
| RESERVE FOR UNCOLLECTED TAXES          | 6,068,659.35   |  |                |   |                     |
| <b>EXPENDITURES</b>                    | <b>TOTAL</b>   |  |                |   |                     |
|  | 173,458,501.63 |  |                |   |                     |

\*ABOVE DEBT SERVICE INCLUDES TYPE I SCHOOL DEBT

# MONMOUTH COUNTY

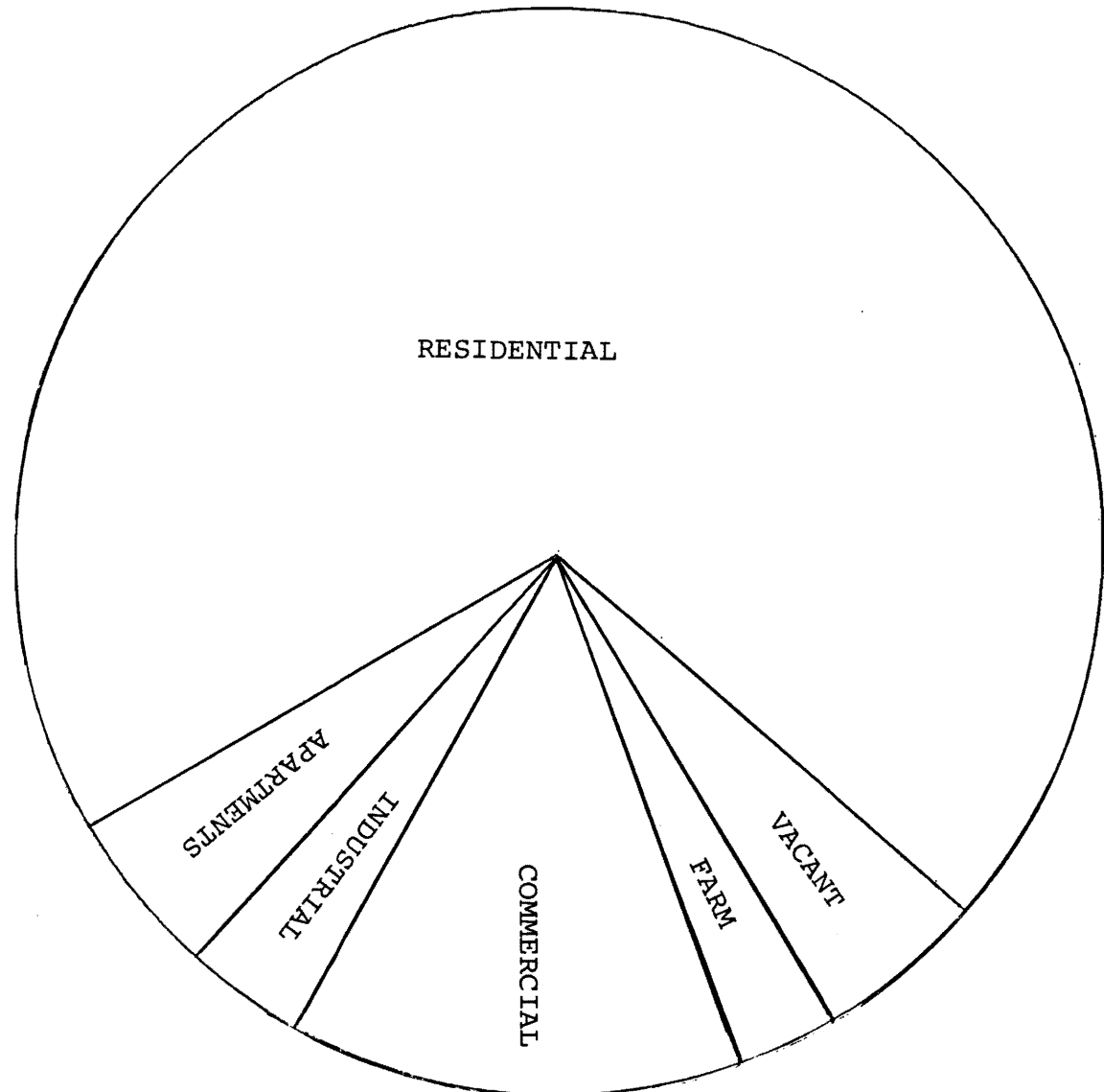
## DISTRIBUTION OF RATABLES

### PERCENTAGE DISTRIBUTION OF RATABLES

|             |      |
|-------------|------|
| Vacant      | 4.9  |
| Residential | 69.8 |
| Farm        | 3.0  |
| Commercial  | 13.8 |
| Industrial  | 3.5  |
| Apartments  | 5.0  |

### NUMBER OF PARCEL

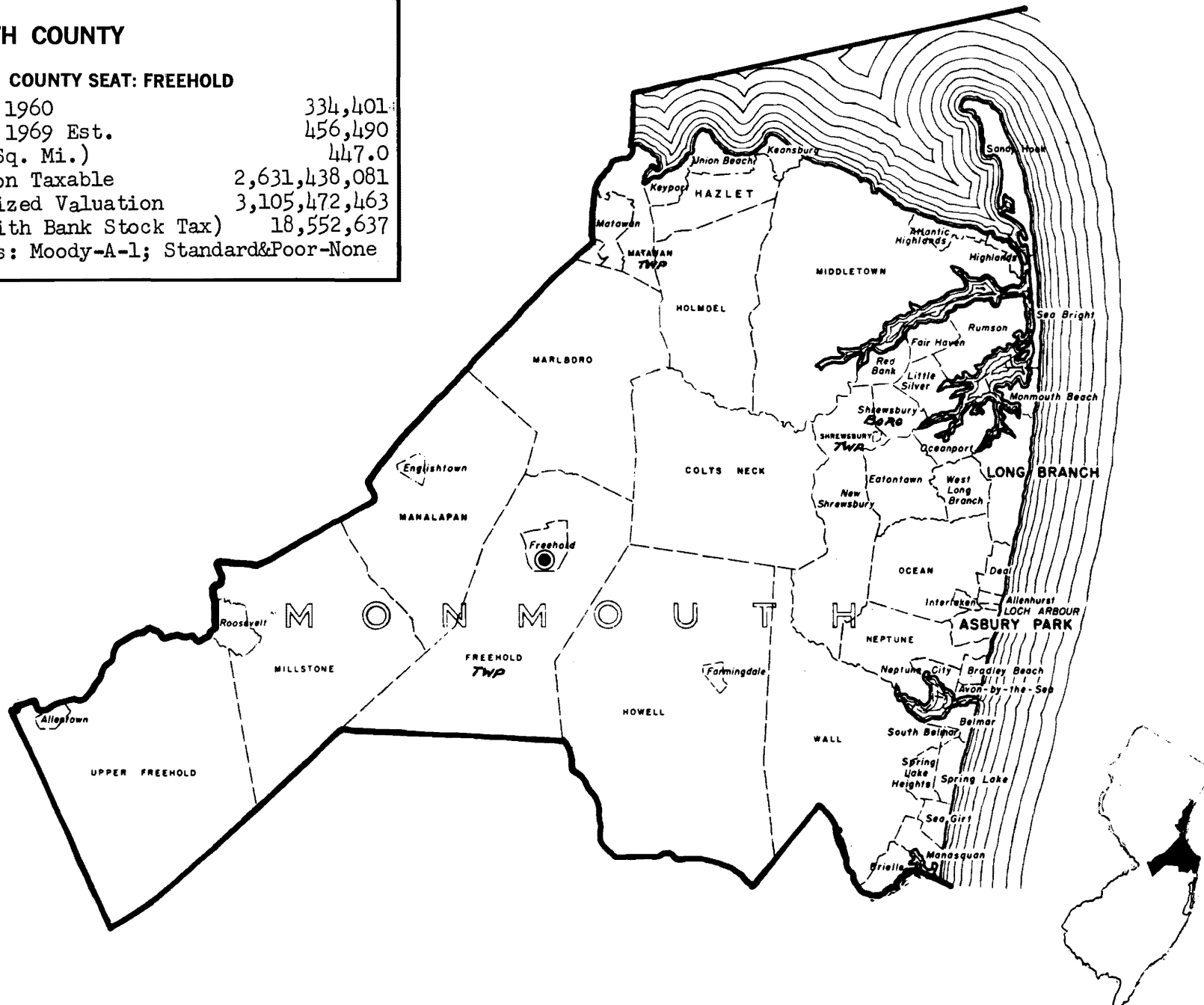
|             |         |
|-------------|---------|
| Vacant      | 27,987  |
| Residential | 106,527 |
| Farm        | 4,472   |
| Commercial  | 6,737   |
| Industrial  | 332     |
| Apartments  | 901     |



# MONMOUTH COUNTY

## COUNTY SEAT: FREEHOLD

|   |               |
|---|---------------|
| Population, 1960                            | 334,401       |
| Population, 1969 Est.                       | 456,490       |
| Land Area (Sq. Mi.)                         | 447.0         |
| Net Valuation Taxable                       | 2,631,438,081 |
| State Equalized Valuation                   | 3,105,472,463 |
| Tax Levy (With Bank Stock Tax)              | 18,552,637    |
| Bond Ratings: Moody-A-1; Standard&Poor-None |               |



1300

Population 1960 334,401  
Population 1969 456,490

Moody Rating A-1  
Land Area 474.31 Sq. Miles

## MOHAWITH COUNTY

Net Valuation Taxable 2,631,438,081

Net Valuation on Which County Taxes  
are apportioned: 3,677,966,886

## PER CAPITA:

Gross Debt 45.26  
Net Debt 45.26  
Debt Service 1.56  
Total Tax Levy 40.24  
County Functions: 49.25

## PER CENT:

Gross Debt .73  
Net Debt .73

| 1969 EXPENDITURES                    |              | 1969 EXPENDITURES (cont'd.)          |                      | 1969 REVENUES REALIZED                    |                      |
|--------------------------------------|--------------|--------------------------------------|----------------------|---|----------------------|
| <b>GENERAL GOVERNMENT</b>            |              | <b>EDUCATION (excluding schools)</b> |                      | <b>1969 Property Taxes</b>                | <b>18,368,595.49</b> |
| Governing Body and Public Boards     | 100,802.72   | County Superintendent of Schools     | 60,985.14            | Collateral Inheritance Tax                | 285,262.86           |
| Clerk (County and Register)          | 430,007.84   | Vocational Schools                   | 662,141.00           | Financial Business Tax                    | 30,093.90            |
| Financial Administration             | 401,101.75   | County College                       | 869,500.00           | Franchise Tax                             |                      |
| Board of Taxation: Tax Assessment    | 53,043.05    | County Extension Services            | 42,102.13            | Bank Stock Tax                            | 184,041.69           |
| Planning, Housing, Development       | 145,346.57   | Libraries                            |                      | Other Miscellaneous Tax                   |                      |
| Human Resources                      | 2,000.00     | Other Educational Services           | 65,076.00            | State Aid Revenues                        | 572,820.73           |
| Elections                            | 157,443.27   | <b>STATUTORY EXPENDITURES</b>        |                      | Federal Aid Revenues                      |                      |
| Other General Administration         | 405,285.23   | Pensions & F.I.C.A.                  | 738,777.56           | Institutional Revenues                    | 1,219,808.53         |
| <b>JUDICIARY</b>                     |              | Employee Fringe Benefits             | 97,000.00            | Courts                                    | 107,655.35           |
| County Courts                        | 183,532.48   | Other Statutory Expenditures         |                      | County Clerk & Register                   | 724,270.46           |
| District Courts                      | 140,282.02   |                                      |                      | Surrogate                                 | 117,203.66           |
| Juvenile Courts                      | 43,060.16    | <b>COUNTY FUNCTIONS</b>              | <b>20,046,919.56</b> | Sheriff                                   | 159,653.83           |
| Superior Court                       | 53,258.29    | <b>CAPITAL IMPROVEMENTS</b>          | <b>200,000.00</b>    | Other Miscellaneous Revenues              | 446,332.19           |
| Jury Commission                      | 224,575.60   | <b>DEBT SERVICE</b>                  |                      | <b>1969 REVENUES</b>                      | <b>22,215,738.69</b> |
| Law Library                          | 5,000.00     | Principal Payments                   | 994,000.00           | Prior Years Surplus Appropriated          | 1,300,000.00         |
| Prosecutor's Office                  | 286,114.88   | Interest Payments                    | 712,891.75           | <b>BUDGET REVENUES</b>                    | <b>23,515,738.69</b> |
| Surrogate's Office                   | 118,772.36   |                                      |                      |   |                      |
| Probation Office                     | 307,000.70   | <b>DEFERRED CHARGES</b>              | <b>526,565.87</b>    | <b>CURRENT FINANCES DECEMBER 31, 1969</b> |                      |
| Other Judicial                       | 403,188.52   | <b>RESERVE FOR UNCOLLECTED TAXES</b> |                      | <b>ASSETS</b>                             |                      |
| <b>PUBLIC SAFETY</b>                 |              | <b>EXPENDITURES</b>                  | <b>22,480,377.18</b> | Cash Dec. 31, 1969                        | 5,004,511.29         |
| Police                               | 105,556.20   |                                      |                      | Taxes Receivable                          |                      |
| Sheriff's Office                     | 195,214.26   |                                      |                      | Emergencies and Other Deferred Charges    |                      |
| Civil Defense & Disaster Control     | 26,846.86    |                                      |                      | State Aid Receivable                      | 1,112,014.00         |
| Environmental Inspection & Control   |              |                                      |                      | Other Receivable                          | 85,251.95            |
| Weights & Measures                   | 54,660.40    |                                      |                      | <b>ASSETS</b>                             | <b>6,201,777.24</b>  |
| Correctional & Penal                 | 547,557.64   |                                      |                      | <b>LIABILITIES</b>                        |                      |
| Other Public Safety                  | 21,566.35    |                                      |                      | Cash Liabilities                          | 4,498,734.86         |
| <b>PUBLIC WORKS</b>                  |              |                                      |                      | Reserves for Receivables                  | 85,251.95            |
| Roads & Bridges, Streets, Drainage   |              |                                      |                      | Surplus Dec. 31, 1969                     | 1,617,790.43         |
| State Aid Motor Vehicle Fund         | 520,660.00   |                                      |                      | <b>LIABILITIES</b>                        | <b>6,201,777.24</b>  |
| County Funds                         | 2,546,017.17 |                                      |                      |   |                      |
| Other Roads & Bridges                |              |                                      |                      |   |                      |
| Public Bldgs. & Grounds              | 520,402.40   |                                      |                      |   |                      |
| Other Public Works                   |              |                                      |                      |   |                      |
| <b>HEALTH &amp; WELFARE</b>          |              |                                      |                      |   |                      |
| County Health Department             | 39,236.19    |                                      |                      |   |                      |
| Mental Health Activities             | 1,446,526.50 |                                      |                      |   |                      |
| Tubercular Patient Care              | 4,500.00     |                                      |                      |   |                      |
| County Hospitals, Homes              | 1,112,744.25 |                                      |                      |   |                      |
| County Aid to Hospitals              | 1,319,361.61 |                                      |                      |   |                      |
| Health Clinics                       | 52,690.57    |                                      |                      |   |                      |
| Mosquito Extermination               | 131,654.00   |                                      |                      |   |                      |
| Health Services Except Environmental | 593,038.00   |                                      |                      |   |                      |
| County Welfare Board - Welfare       | 3,702,640.00 |                                      |                      |   |                      |
| Child Welfare                        | 268,848.00   |                                      |                      |   |                      |
| Other Welfare Services               | 11,759.58    |                                      |                      |   |                      |
| <b>RECREATION AND CONSERVATION</b>   |              |                                      |                      |   |                      |
| Parks, Playgrounds, Shade Trees      | 747,601.07   |                                      |                      |   |                      |
| Land Reclamation & Conservation      |              |                                      |                      |   |                      |
| Other Recreational Services          |              |                                      |                      |   |                      |



State Equalized Value 3,042,059,384

State Equalized  
General Tax Rate: 3.52Gross Debt 382.68  
Net Debt 110.51  
Debt Service 8.48  
Total Tax Levy 236.28  
Municipal Expenditures 110.93Gross Debt 6.14  
Net Debt 1.77  
Tax Levy Collected 94.42  
Tax Levy Cancelled, Abated  
or Adjusted .09

| 1969 EXPENDITURES                      |                       | 1969 REVENUES                                     |                           | 1969 PROPERTY TAX                          |               |
|--|-----------------------|---|---------------------------|--|---------------|
| <b>GENERAL GOVERNMENT</b>              |                       | <b>1969 — Property Taxes Collected</b>            |                           | <b>STATE EQUALIZED TAX RATE</b>            |               |
| Governing Body & Public Boards         | 80,575.00             | 1969 Payments in Lieu of Taxes                    | 101,970,303.69            | Local District School Taxes                | 1.63          |
| Municipal Clerk                        | 70,513.00             | Delinquent Tax & Lien Collections                 | 5,053,372.63              | Regional & Consolidated School Tax         | .55           |
| Financial Administration               | 1,688,250.33          | Business Personalty Replacement Taxes             | 2,830,683.00              | School Taxes in Municipal Budget           |               |
| Assessment of Taxes                    | 871,178.63            | Taxes from Public Utilities                       | 6,975,868.43              | County Taxes                               | .60           |
| Collection of Taxes                    | 754,504.55            | Other Miscellaneous Tax Revenues                  | 20,920.78                 | County Library Taxes                       | .01           |
| Planning, Housing & Development        | 326,380.93            | State Aid Revenues                                | 2,236,890.92              | Local Municipal Purpose Taxes              | .65           |
| Human Resources                        | 45,308.39             | Federal Aid Revenues                              |                           | Veteran & Senior Citizen Taxes             | .07           |
| Elections                              | 70,095.04             | Sale of Acquired Property                         | 122,055.88                | Total Taxes for Rate Computation           | 3.51          |
| General Administration (other)         | 2,885,851.44          | Other Miscellaneous Revenues                      | 7,064,700.67              | Special District Taxes                     |               |
| <b>JUDICIARY</b>                       |                       | 1969 Revenues                                     | Total 126,375,568.65      | Bank Stock Taxes                           |               |
| Municipal Courts                       | 441,808.14            | Prior Years Surplus Appropriated                  | 9,031,524.00              | Added and Omitted Taxes                    |               |
| <b>PUBLIC SAFETY</b>                   |                       | <b>REVENUES</b>                                   | <b>TOTAL</b>              | Total Taxes Levied - ABSTRACT              |               |
| Fire Protection                        | 1,659,070.40          |   | 135,407,092.65            |  |               |
| Police Protection                      | 8,539,167.87          | <b>1969 REAL PROPERTY VALUATIONS</b>              |                           | <b>1969 TAXES COLLECTED</b>                |               |
| Civil Defense & Disaster Control       | 52,186.88             | Code  | Class # of Parcels %VAL'N | 1969 Taxes Cancelled, Abated or Adjusted   | 92,538.01     |
| Environmental Inspection & Control     | 356,175.63            | 1   | Vacant Land               | Transfer to Tax Title Liens or Foreclosed  | 240,408.99    |
| Other Public Safety                    | 5,200.00              | 2   | Residential               | Balance Outstanding Dec. 31, 1969          | 5,690,448.43  |
| <b>PUBLIC WORKS</b>                    |                       | 3   | Farm                      | <b>PRIOR YEARS TAXES OUTSTANDING</b>       |               |
| Streets and Drainage                   | 6,203,345.19          | 4a  | Commercial                | Balance January 1, 1969                    | 5,374,290.33  |
| Sewers and Sewage Processing           | 507,746.02            | 4b  | Industrial                | Collected in 1969                          | 4,611,789.06  |
| Garbage and Trash Disposal             | 2,868,728.93          | 4c  | Apartments                | Cancelled, Abated or Adjusted (1969)       | 65,982.15     |
| Public Buildings and Grounds           | 796,624.61            | Total   |                           | Transfers to Tax Title Liens or Foreclosed | 66,271.86     |
| Other Public Works                     | 53,540.00             |   |                           | Balance December 31, 1969                  | 630,247.26    |
| <b>HEALTH and WELFARE</b>              |                       | <b>CAPITAL DEBT AUTHORIZED, DECEMBER 31, 1969</b> |                           | <b>TAX TITLE LIENS OUTSTANDING</b>         |               |
| Health Services Except Environmental   | 799,533.49            | ISSUED AND UNISSUED                               | GROSS DEBT                | Balance January 1, 1969                    | 1,538,149.49  |
| Welfare-Public Assistance              | 289,591.90            | School  | 116,060,218               | Transfers From Taxes                       | 315,775.21    |
| Hospitals, Clinics, First Aid          | 75,917.00             | Self-liquidating                                  | 19,091,550                | Redeemed in 1969                           | 441,583.57    |
| Animal, Insect, & Rodent Control       | 10,612.30             | Other   | 39,537,691                | Cancelled, Abated or Adjusted (1969)       | 2,177.51      |
| Other Welfare Services                 | 1,350.00              | Total   | 174,689,459               | Transfers to Foreclosed Property           | 2,789.53      |
| <b>RECREATION and CONSERVATION</b>     |                       |   |                           | Balance December 31, 1969                  | 1,407,374.09  |
| Beaches and Boardwalks                 | 945,062.58            | ISSUED AND OUTSTANDING                            |                           | <b>PROPERTY ACQUIRED BY DEED OR</b>        |               |
| Parks, Playgrounds, Shade Trees        | 714,922.57            | School  | 95,229,641.69             | <b>FORECLOSURE</b>                         |               |
| Land Reclamation & Conservation        | 1,900.00              | Self-Liquidating                                  | 13,450,918.15             | Balance January 1, 1969                    | 2,227,156.34  |
| Other Recreational Services            | 540,644.78            | Other   | 27,869,695.00             | Transfers From Taxes or Liens              | 2,789.53      |
| <b>EDUCATION (excluding schools)</b>   |                       | Total   | 136,550,254.84            | Sale for Cash (1969)                       | 107,465.88    |
| Libraries                              | 818,648.86            | <b>EQUALIZED VALUATION BASIS</b>                  |                           | Cancelled, Abated or Adjusted (1969)       | 9,878.95      |
| Other Educational Services             | 217,150.00            | <b>FOR NET DEBT COMPUTATION</b>                   |                           | Balance December 31, 1969                  | 2,112,601.04  |
| <b>STATUTORY EXPENDITURES</b>          |                       | 1969 CAPITAL OUTLAY                               | TOTAL                     | <b>CURRENT FINANCES DECEMBER 31, 1969</b>  |               |
| Pensions & F.I.C.A.                    | 2,151,232.97          | Beaches and Boardwalks                            | 7,351,715.31              | <b>ASSETS</b>                              |               |
| Employee Fringe Benefits               | 695,049.18            | Parks and Playgrounds                             | 805,150.53                | Cash Dec. 31, 1969                         | 32,023,151.96 |
| Other Statutory Expenditures           |                       | Public Buildings and Grounds                      | 411,233.68                | Taxes Receivable                           | 6,320,695.69  |
| <b>MUNICIPAL FUNCTIONS</b>             | <b>TOTAL</b>          | Vehicular Equipment                               | 1,464,754.77              | Tax Title Liens                            | 1,407,374.09  |
| <b>CAPITAL IMPROVEMENTS</b>            | <b>2,072,890.27</b>   | Streets, Roads, Sidewalks, Storm Sewers           | 264,284.12                | Foreclosed Property                        | 2,112,601.04  |
| <b>DEBT SERVICE</b>                    |                       | Sewer System                                      | 1,640,951.19              | Emergencies & Other Deferred Charges       | 1,586,819.89  |
| Principal Payments                     | 2,530,250.00          | Water Service                                     | 139,041.39                | State Aid Receivable                       | 1,573,163.90  |
| Interest Payments                      | 1,338,882.98          | Other Utilities                                   | 883,996.48                | Other Receivables                          | 2,483,070.02  |
| TYPE I SCHL DEBT *MEMO                 | 582,213.02            | Hospitals and Clinics                             | 66,794.88                 | Total                                      | 47,506,876.59 |
| DEFERRED CHARGES                       | 982,615.83            | Garbage and Trash Disposal Facilities             | 49,496.68                 | <b>LIABILITIES</b>                         |               |
| SCHOOL, COUNTY, SPECIAL DISTRICT TAXES | 94,735,019.16         | Health Equipment                                  |                           | Cash Liabilities                           | 21,232,796.61 |
| RESERVE FOR UNCOLLECTED TAXES          | 8,175,019.30          | Library and Education Facilities                  | 65,741.36                 | Reserves for Receivables                   | 12,309,740.84 |
| <b>EXPENDITURES</b>                    | <b>TOTAL</b>          | Conservation and Recreation                       | 13,350.00                 | Surplus Dec. 31, 1969                      | 13,964,339.14 |
|  | <b>145,372,544.15</b> | Other Expenditures                                | 1,546,920.23              | Total                                      | 47,506,876.59 |

\*ABOVE DEBT SERVICE INCLUDES TYPE I SCHOOL DEBT

# MORRIS COUNTY

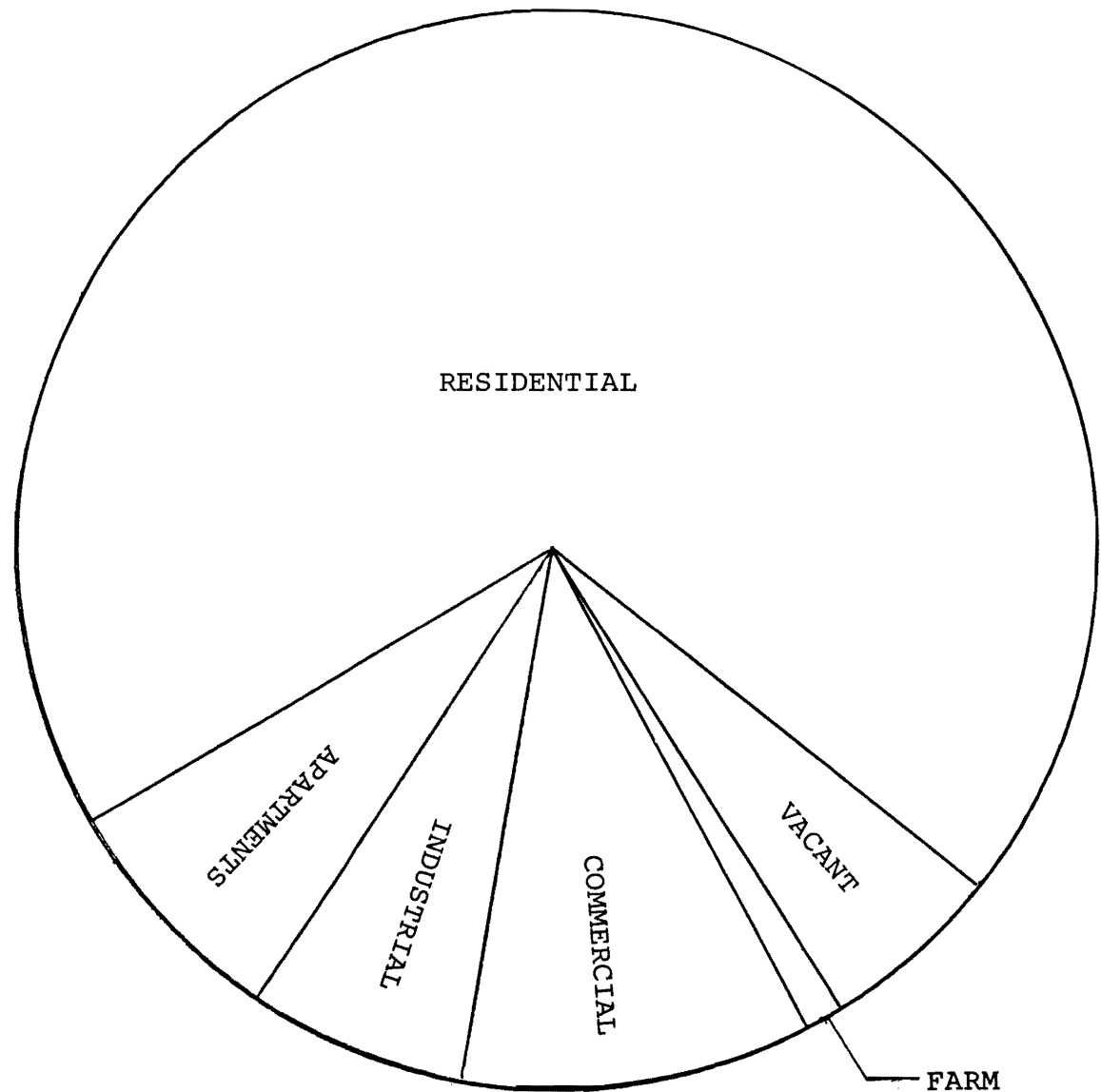
## DISTRIBUTION OF RATABLES

### PERCENTAGE DISTRIBUTION OF RATABLES

|             |      |
|-------------|------|
| Vacant      | 5.5  |
| Residential | 69.3 |
| Farm        | 1.1  |
| Commercial  | 10.6 |
| Industrial  | 9.1  |
| Apartments  | 4.4  |

### NUMBER OF PARCELS

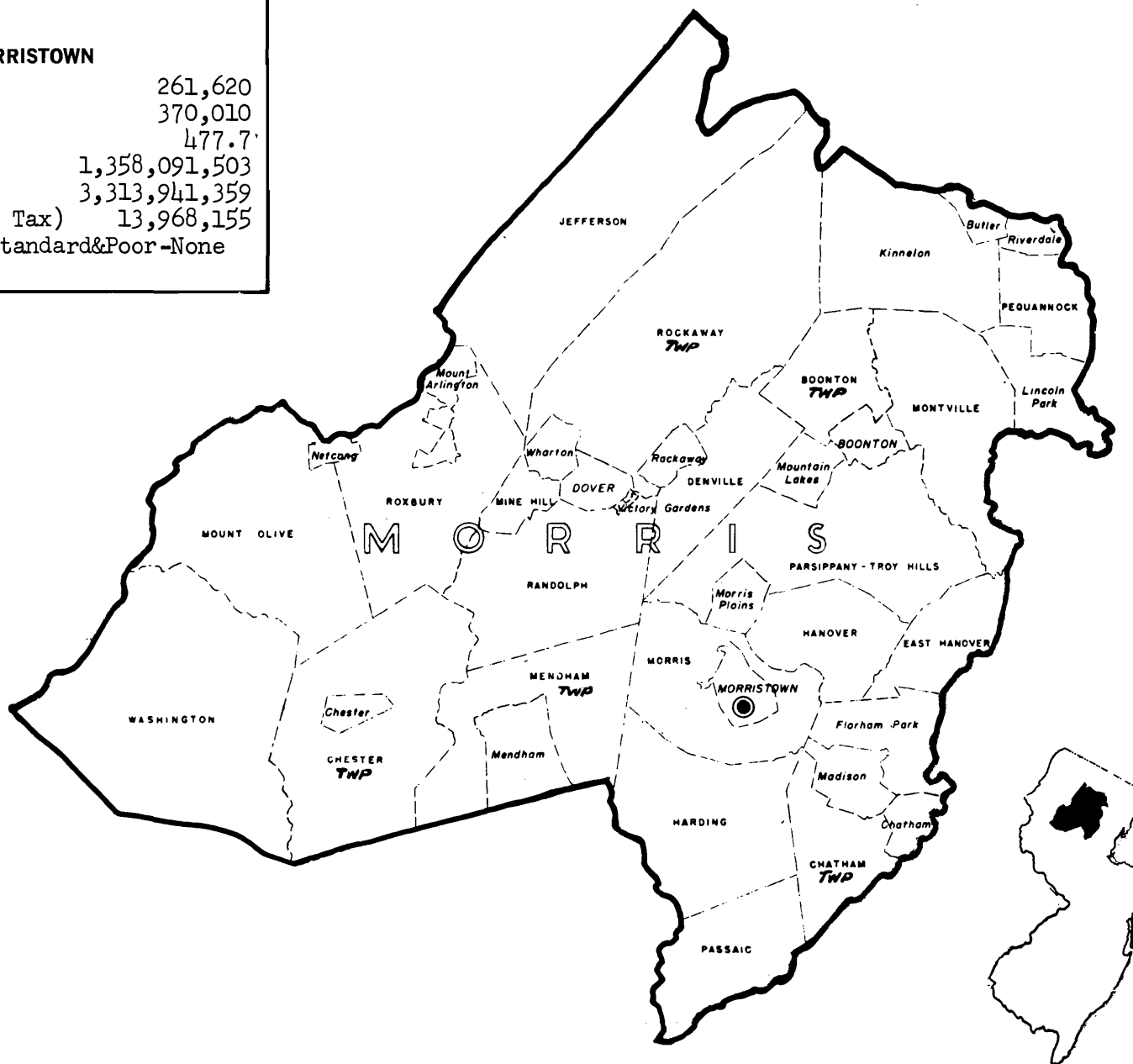
|             |        |
|-------------|--------|
| Vacant      | 24,212 |
| Residential | 87,425 |
| Farm        | 1,421  |
| Commercial  | 4,225  |
| Industrial  | 575    |
| Apartments  | 230    |



# MORRIS COUNTY

COUNTY SEAT: MORRISTOWN

|  |               |
|--|---------------|
| Population, 1960                           | 261,620       |
| Population, 1969 Est.                      | 370,010       |
| Land Area (Sq. Mi.)                        | 477.7         |
| Net Valuation Taxable                      | 1,358,091,503 |
| State Equalized Valuation                  | 3,313,941,359 |
| Tax Levy (With Bank Stock Tax)             | 13,968,155    |
| Bond Ratings: Moody-Aa; Standard&Poor-None |               |



1400

Population 1960 201,620  
Population 1969 370,010

Moody Rating AA  
Land Area 477.70 Sq. Miles

## MORRIS COUNTY

Net Valuation Taxable 1,358,091,503

Net Valuation on Which County Taxes  
are apportioned: 3,206,528,143

## PER CAPITA:

Gross Debt 102.24  
Net Debt 98.18  
Debt Service 2.43  
Total Tax Levy 36.15  
County Functions 44.37

## PER CENT:

Gross Debt 1.25  
Net Debt 1.20

| 1969 EXPENDITURES                    |              | 1969 EXPENDITURES (cont'd.)          |                      | 1969 REVENUES REALIZED           |                      |
|--------------------------------------|--------------|--------------------------------------|----------------------|----------------------------------|----------------------|
| <b>GENERAL GOVERNMENT</b>            |              | <b>EDUCATION (excluding schools)</b> |                      | <b>1969 Property Taxes</b>       | <b>13,375,275.00</b> |
| Governing Body and Public Boards     | 118,586.00   | County Superintendent of Schools     | 55,900.00            | Collateral Inheritance Tax       | 155,634.20           |
| Clerk (County and Register)          | 358,560.00   | Vocational Schools                   |                      | Financial Business Tax           | 16,237.06            |
| Financial Administration             | 345,950.00   | County College                       | 528,174.00           | Franchise Tax                    |                      |
| Board of Taxation: Tax Assessment    | 67,555.00    | County Extension Services            | 48,340.00            | Bank Stock Tax                   | 133,339.31           |
| Planning, Housing, Development       | 263,907.31   | Libraries                            |                      | Other Miscellaneous Tax          |                      |
| Human Resources                      | 105,543.00   | Other Educational Services           | 10,000.00            | State Aid Revenues               | 617,715.53           |
| Elections                            | 257,100.00   | <b>STATUTORY EXPENDITURES</b>        |                      | Federal Aid Revenues             |                      |
| Other General Administration         | 414,111.00   | Pensions & F.I.C.A.                  | 770,042.00           | Institutional Revenues           | 1,172,352.09         |
| <b>JUDICIARY</b>                     |              | Employee Fringe Benefits             | 79,500.00            | Courts                           | 57,326.05            |
| County Courts                        | 347,540.00   | Other Statutory Expenditures         |                      | County Clerk & Register          | 611,778.27           |
| District Courts                      | 86,225.00    |                                      |                      | Surrogate                        | 79,866.89            |
| Juvenile Courts                      | 56,070.00    |                                      |                      | Sheriff                          | 103,908.08           |
| Superior Court                       |              |                                      |                      | Other Miscellaneous Revenues     | 1,175,312.61         |
| Jury Commission                      | 111,875.00   | <b>COUNTY FUNCTIONS</b>              | <b>14,817,104.21</b> | 1969 REVENUES                    | <b>17,498,745.09</b> |
| Law Library                          | 14,500.00    | <b>CAPITAL IMPROVEMENTS</b>          | <b>287,000.00</b>    | Prior Years Surplus Appropriated | 1,500,000.00         |
| Prosecutor's Office                  | 371,375.00   | <b>DEBT SERVICE</b>                  |                      | <b>BUDGET REVENUES</b>           | <b>18,998,745.09</b> |
| Surrogate's Office                   | 119,585.00   | Principal Payments                   | 167,000.00           |                                  |                      |
| Probation Office                     | 325,692.00   | Interest Payments                    | 898,555.10           |                                  |                      |
| Other Judicial                       |              | <b>DEFERRED CHARGES</b>              | <b>246,600.00</b>    |                                  |                      |
| <b>PUBLIC SAFETY</b>                 |              | <b>RESERVE FOR UNCOLLECTED TAXES</b> |                      |                                  |                      |
| Police                               | 75,685.00    |                                      |                      |                                  |                      |
| Sheriff's Office                     | 167,304.65   | <b>EXPENDITURES</b>                  | <b>16,416,259.31</b> |                                  |                      |
| Civil Defense & Disaster Control     | 57,333.00    |                                      |                      |                                  |                      |
| Environmental Inspection & Control   |              |                                      |                      |                                  |                      |
| Weights & Measures                   | 61,105.00    |                                      |                      |                                  |                      |
| Correctional & Penal                 | 306,242.50   |                                      |                      |                                  |                      |
| Other Public Safety                  | 2,000.00     |                                      |                      |                                  |                      |
| <b>PUBLIC WORKS</b>                  |              |                                      |                      |                                  |                      |
| Roads & Bridges, Streets, Drainage   | 6,690.00     |                                      |                      |                                  |                      |
| State Aid Motor Vehicle Fund         | 432,580.00   |                                      |                      |                                  |                      |
| County Funds                         | 1,858,600.00 |                                      |                      |                                  |                      |
| Other Roads & Bridges                |              |                                      |                      |                                  |                      |
| Public Bldgs. & Grounds              | 625,380.00   |                                      |                      |                                  |                      |
| Other Public Works                   | 193,746.00   |                                      |                      |                                  |                      |
| <b>HEALTH &amp; WELFARE</b>          |              |                                      |                      |                                  |                      |
| County Health Department             | 28,000.00    |                                      |                      |                                  |                      |
| Mental Health Activities             | 1,486,645.00 |                                      |                      |                                  |                      |
| Tubercular Patient Care              | 103,382.00   |                                      |                      |                                  |                      |
| County Hospitals, Homes              | 1,659,305.00 |                                      |                      |                                  |                      |
| County Aid to Hospitals              | 480,000.00   |                                      |                      |                                  |                      |
| Health Clinics                       | 12,500.00    |                                      |                      |                                  |                      |
| Mosquito Extermination               | 456,395.00   |                                      |                      |                                  |                      |
| Health Services Except Environmental | 30,000.00    |                                      |                      |                                  |                      |
| County Welfare Board - Welfare       | 815,616.00   |                                      |                      |                                  |                      |
| Child Welfare                        | 160,832.00   |                                      |                      |                                  |                      |
| Other Welfare Services               | 7,680.00     |                                      |                      |                                  |                      |
| <b>RECREATION AND CONSERVATION</b>   |              |                                      |                      |                                  |                      |
| Parks, Playgrounds, Shade Trees      | 821,152.75   |                                      |                      |                                  |                      |
| Land Reclamation & Conservation      |              |                                      |                      |                                  |                      |
| Other Recreational Services          |              |                                      |                      |                                  |                      |

State Equalized Value 3,279,752,285

State Equalized  
General Tax Rate: 3.19Gross Debt 525.79  
Net Debt 144.10  
Debt Service 3.28  
Total Tax Levy 284.97  
Municipal Expenditures 112.52Gross Debt 6.43  
Net Debt 1.76  
Tax Levy Collected 95.59  
Tax Levy Cancelled, Abated  
or Adjusted .24

| 1969 EXPENDITURES                      |                       | 1969 REVENUES                                     |                        | 1969 PROPERTY TAX                          |                      |
|--|-----------------------|---|------------------------|--|----------------------|
| <b>GENERAL GOVERNMENT</b>              |                       | 1969 — Property Taxes Collected                   |                        | <b>STATE EQUALIZED TAX RATE</b>            |                      |
| Governing Body & Public Boards         |                       | 1969 Payments in Lieu of Taxes                    | 101,020,154.25         | Local District School Taxes                | 1.94 63,649,403.54   |
| Municipal Clerk                        |                       | Delinquent Tax & Lien Collections                 | 52,471.70              | Regional & Consolidated School Tax         | .25 8,157,062.13     |
| Financial Administration               | 1,051,978.44          | Business Personalty Replacement Taxes             | 3,722,251.41           | School Taxes in Municipal Budget           |                      |
| Assessment of Taxes                    | 571,790.03            | Taxes from Public Utilities                       | 3,977,507.00           | County Taxes                               | .41 13,375,275.00    |
| Collection of Taxes                    | 433,701.41            | Other Miscellaneous Tax Revenues                  | 4,969,591.75           | County Library Taxes                       | .02 592,880.00       |
| Planning, Housing & Development        | 440,886.40            | State Aid Revenues                                | 38,576.94              | Local Municipal Purpose Taxes              | .53 17,289,352.68    |
| Human Resources                        | 18,280.00             | Federal Aid Revenues                              | 1,609,286.81           | Veteran & Senior Citizen Taxes             | .05 1,752,840.00     |
| Elections                              | 48,000.97             | Sale of Acquired Property                         | 42,161.00              | Total Taxes for Rate Computation           | 3.20 104,816,813.35  |
| General Administration (other)         | 2,747,602.01          | Other Miscellaneous Revenues                      | 40,463.10              | Special District Taxes                     |                      |
| <b>JUDICIARY</b>                       |                       | 1969 Revenues                                     | 4,713,916.00           | Bank Stock Taxes                           | 133,339.31           |
| Municipal Courts                       | 318,343.82            | Prior Years Surplus Appropriated                  | 120,186,380.02         | Added and Omitted Taxes                    | 2,003,122.72         |
| <b>PUBLIC SAFETY</b>                   |                       | <b>REVENUES</b>                                   | <b>TOTAL</b>           | Total Taxes Levied - ABSTRACT              | 105,442,452.77       |
| Fire Protection                        | 1,340,799.14          |   | 127,753,496.05         |  | 105,675,963.89       |
| Police Protection                      | 7,059,996.56          | <b>1969 REAL PROPERTY VALUATIONS</b>              |                        |  | 101,020,154.25       |
| Civil Defense & Disaster Control       | 117,051.90            | Code Class # of Parcels %VAL'N                    | ASSESSED VALUATION     |  | 249,889.81           |
| Environmental Inspection & Control     | 362,366.14            | 1 Vacant Land                                     |                        | 1969 Taxes Cancelled, Abated or Adjusted   | 388,024.35           |
| Other Public Safety                    | 3,100.00              | 2 Residential                                     |                        | Transfer to Tax Title Liens or Foreclosed  |                      |
| <b>PUBLIC WORKS</b>                    |                       | 3 Farm  |                        | Balance Outstanding Dec. 31, 1969          | 4,017,895.48         |
| Streets and Drainage                   | 5,609,648.36          | 4a Commercial                                     |                        | <b>PRIOR YEARS TAXES OUTSTANDING</b>       |                      |
| Sewers and Sewage Processing           | 645,582.34            | 4b Industrial                                     |                        | Balance January 1, 1969                    | 4,363,436.71         |
| Garbage and Trash Disposal             | 1,352,394.68          | 4c Apartments                                     |                        | Collected in 1969                          | 3,396,033.10         |
| Public Buildings and Grounds           | 723,093.78            | Total   |                        | Cancelled, Abated or Adjusted (1969)       | 116,072.92           |
| Other Public Works                     | 16,305.00             |   |                        | Transfers to Tax Title Liens or Foreclosed | 56,014.01            |
| <b>HEALTH and WELFARE</b>              |                       | <b>CAPITAL DEBT AUTHORIZED, DECEMBER 31, 1969</b> |                        | Balance December 31, 1969                  | 795,316.68           |
| Health Services Except Environmental   | 813,566.86            | ISSUED AND UNISSUED                               |                        | <b>TAX TITLE LIENS OUTSTANDING</b>         |                      |
| Welfare-Public Assistance              | 167,781.00            | School  | GROSS DEBT 125,909,048 | Balance January 1, 1969                    | 1,160,832.39         |
| Hospitals, Clinics, First Aid          | 31,400.00             | Self-liquidating                                  | NET DEBT 22,463,770    | Transfers From Taxes                       | 444,764.29           |
| Animal, Insect, & Rodent Control       | 89,278.77             | Other   | 43,801,583             | Redeemed in 1969                           | 326,218.31           |
| Other Welfare Services                 | 2,400.00              | Total   | 24,837,354             | Cancelled, Abated or Adjusted (1969)       | 4,087.14             |
| <b>RECREATION and CONSERVATION</b>     |                       |   | 53,318,065             | Transfers to Foreclosed Property           | 13,499.58            |
| Beaches and Boardwalks                 | 4,000.00              | <b>ISSUED AND OUTSTANDING</b>                     |                        | Balance December 31, 1969                  | 1,261,791.65         |
| Parks, Playgrounds, Shade Trees        | 858,954.53            | School  | 90,983,063.59          | <b>PROPERTY ACQUIRED BY DEED OR</b>        |                      |
| Land Reclamation & Conservation        | 57,861.00             | Self-Liquidating                                  | 33,791,373.71          | <b>FORECLOSURE</b>                         |                      |
| Other Recreational Services            | 464,743.37            | Other   | 19,916,983.61          | Balance January 1, 1969                    | 657,490.22           |
| <b>EDUCATION (excluding schools)</b>   |                       | Total   | 144,691,420.91         | Transfers From Taxes or Liens              | 13,499.58            |
| Libraries                              | 991,530.50            | <b>EQUALIZED VALUATION BASIS</b>                  |                        | Sale for Cash (1969)                       | 40,463.10            |
| Other Educational Services             | 3,200.00              | <b>FOR NET DEBT COMPUTATION</b>                   | 3,026,359,070.65       | Cancelled, Abated or Adjusted (1969)       |                      |
| <b>STATUTORY EXPENDITURES</b>          |                       | <b>1969 CAPITAL OUTLAY</b>                        | <b>TOTAL</b>           | Balance December 31, 1969                  | 630,526.70           |
| Pensions & F.I.C.A.                    | 1,625,683.73          | Beaches and Boardwalks                            | 13,799,690.13          | <b>CURRENT FINANCES DECEMBER 31, 1969</b>  |                      |
| Employee Fringe Benefits               | 528,488.12            | Parks and Playgrounds                             | 825,118.21             | <b>ASSETS</b>                              |                      |
| Other Statutory Expenditures           |                       | Public Buildings and Grounds                      | 939,364.80             | Cash Dec. 31, 1969                         | 17,510,355.64        |
| <b>MUNICIPAL FUNCTIONS</b>             |                       | Vehicular Equipment                               | 606,833.92             | Taxes Receivable                           | 4,813,212.16         |
| <b>CAPITAL IMPROVEMENTS</b>            |                       | Streets, Roads, Sidewalks, Storm Sewers           | 2,644,558.33           | Tax Title Liens                            | 1,261,791.65         |
| <b>DEBT SERVICE</b>                    |                       | Sewer System                                      | 5,359,390.15           | Foreclosed Property                        | 630,526.70           |
| Principal Payments                     | 783,438.58            | Water Service                                     | 2,114,177.92           | Emergencies & Other Deferred Charges       | 587,718.75           |
| Interest Payments                      | 430,574.45            | Other Utilities                                   | 33,272.88              | State Aid Receivable                       | 1,381,875.79         |
| <b>TYPE I SCHL DEBT *MEMO</b>          |                       | Hospitals and Clinics                             |                        | Other Receivables                          | 224,356.86           |
| <b>DEFERRED CHARGES</b>                |                       | Garbage and Trash Disposal Facilities             | 16,000.00              | Total                                      | 26,409,837.55        |
| SCHOOL, COUNTY, SPECIAL DISTRICT TAXES | 86,016,638.06         | Health Equipment                                  | 123,589.26             | <b>LIABILITIES</b>                         |                      |
| RESERVE FOR UNCOLLECTED TAXES          | 7,962,255.84          | Library and Education Facilities                  | 2,971.00               | Cash Liabilities                           | 6,969,286.04         |
| <b>EXPENDITURES</b>                    |                       | Conservation and Recreation                       |                        | Reserves for Receivables                   | 6,931,610.09         |
| <b>TOTAL</b>                           | <b>127,649,002.59</b> | Other Expenditures                                | 1,134,413.66           | Surplus Dec. 31, 1969                      | 12,508,941.42        |
|  |                       |   |                        | <b>Total</b>                               | <b>26,409,837.55</b> |

\*ABOVE DEBT SERVICE INCLUDES TYPE I SCHOOL DEBT

# OCEAN COUNTY

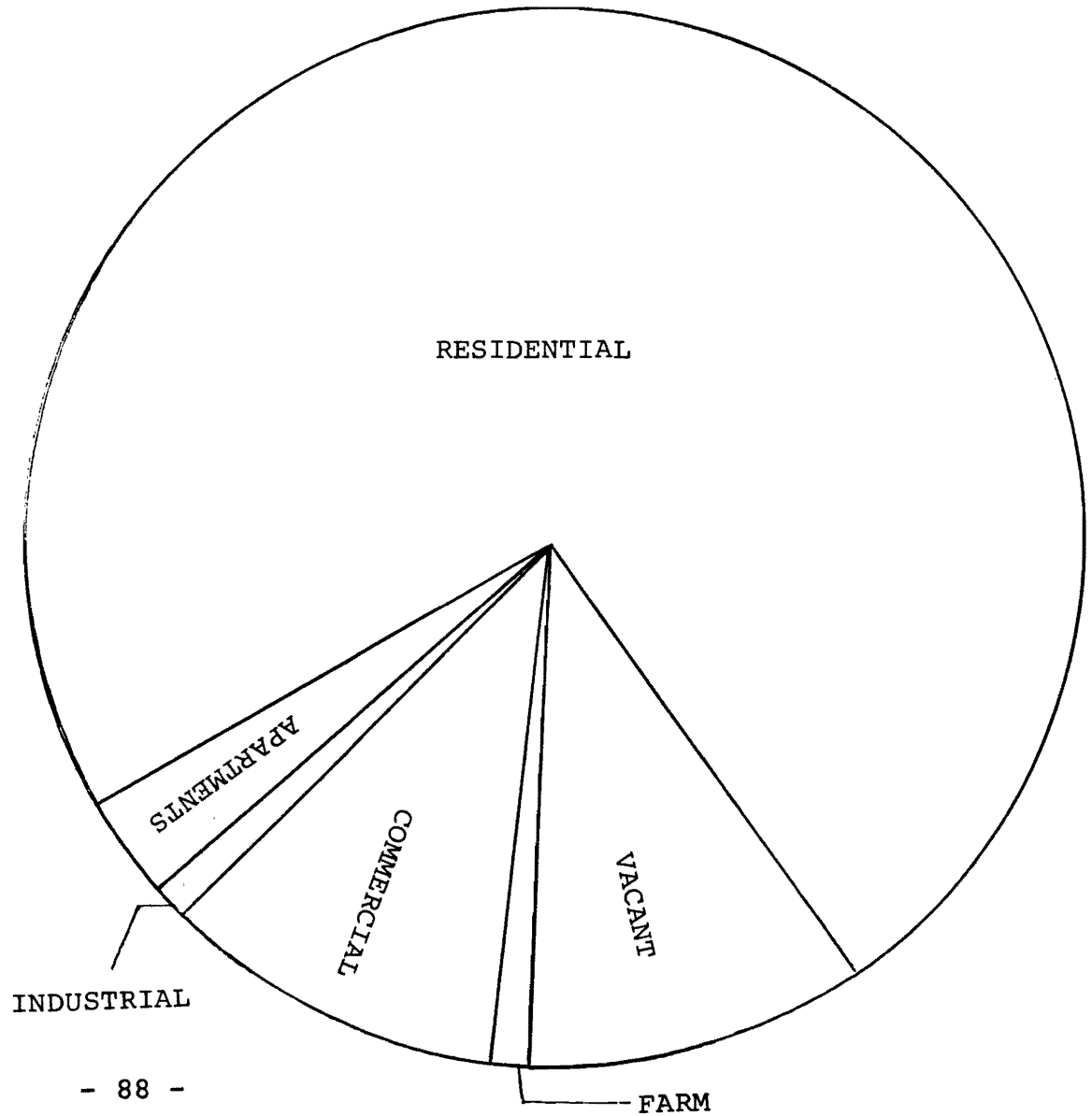
## DISTRIBUTION OF RATABLES

### PERCENTAGE DISTRIBUTION OF RATABLES

|             |      |
|-------------|------|
| Vacant      | 10.2 |
| Residential | 73.9 |
| Farm        | 1.0  |
| Commercial  | 10.8 |
| Industrial  | 1.2  |
| Apartments  | 2.9  |

### NUMBER OF PARCELS

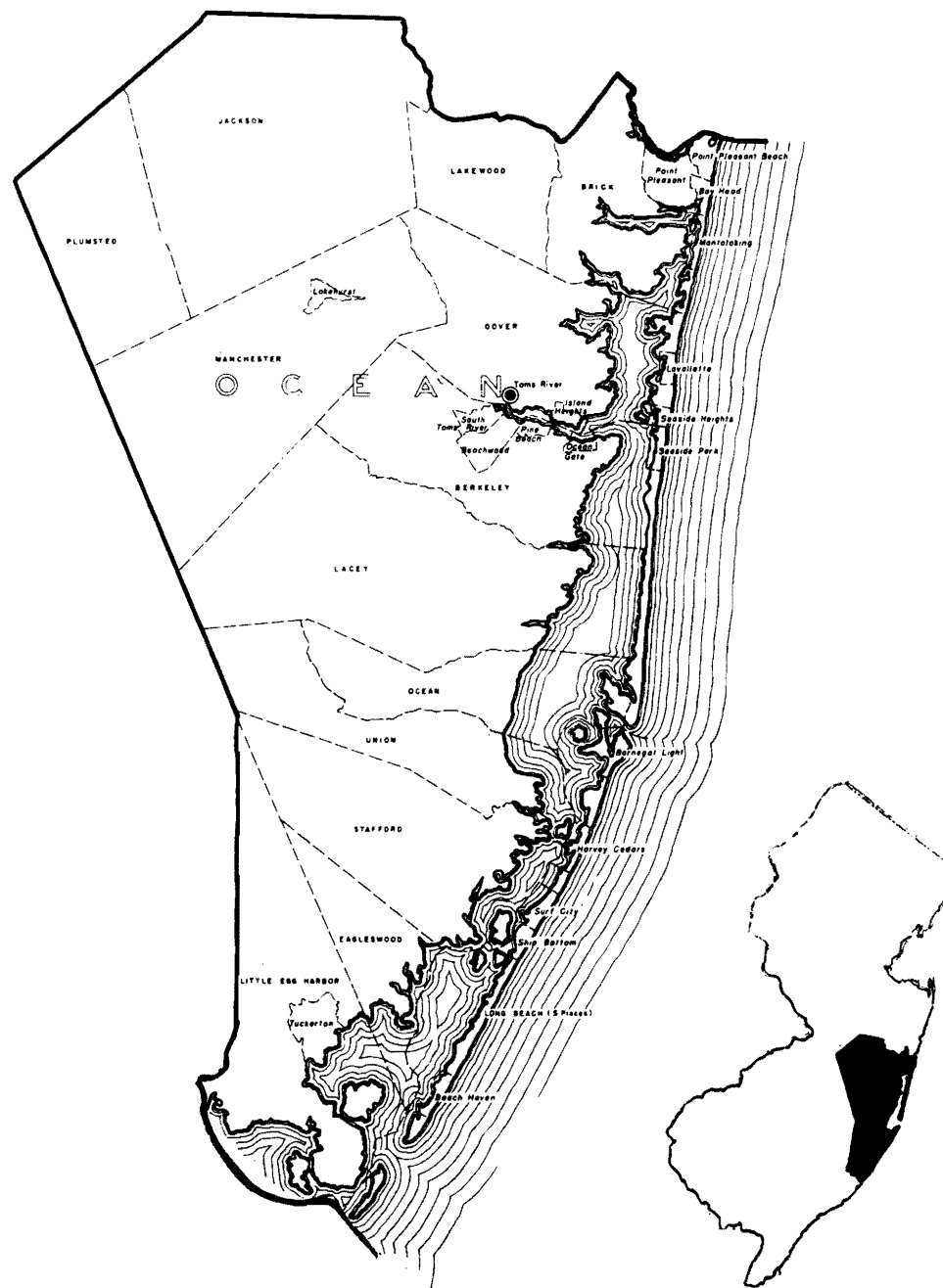
|             |        |
|-------------|--------|
| Vacant      | 69,303 |
| Residential | 87,203 |
| Farm        | 758    |
| Commercial  | 4,069  |
| Industrial  | 115    |
| Apartments  | 422    |



**OCEAN COUNTY**

**COUNTY SEAT: TOMS RIVER**

|   |               |
|---|---------------|
| Population, 1960                            | 108,241       |
| Population, 1969 Est.                       | 173,600       |
| Land Area (Sq. Mi.)                         | 641.0         |
| Net Valuation Taxable                       | 1,612,736,442 |
| State Equalized Valuation                   | 1,802,627,753 |
| Tax Levy (With Bank Stock Tax)              | 9,433,139     |
| Bond Ratings: Moody-A-1; Standard&Poor-None |               |



1500

Population 1960 108,241  
Population 1969 173,600

Moody Rating A-1  
Land Area 638.40 Sq. Miles

## OCEAN COUNTY

Net Valuation Taxable 1,612,736,442

Net Valuation on Which County Taxes  
are apportioned: 1,767,563,282

## PER CAPITA:

Gross Debt 8.59  
Net Debt 8.59  
Debt Service .02  
Total Tax Levy 53.80  
County Functions: 74.03

## PER CENT:

Gross Debt .09  
Net Debt .09

| 1969 EXPENDITURES                    |              | 1969 EXPENDITURES (cont'd.)                           |                  | 1969 REVENUES REALIZED                    |               |
|--------------------------------------|--------------|---|------------------|---|---------------|
| <b>GENERAL GOVERNMENT</b>            |              |   |                  |   |               |
| Governing Body and Public Boards     | 69,952.46    | EDUCATION (excluding schools)                         |                  | 1969 Property Taxes                       | 9,339,989.23  |
| Clerk (County and Register)          | 157,000.00   | County Superintendent of Schools                      | 39,358.47        | Collateral Inheritance Tax                | 73,480.82     |
| Financial Administration             | 223,621.88   | Vocational Schools                                    | 220,865.88       | Financial Business Tax                    | 4,866.59      |
| Board of Taxation: Tax Assessment    | 35,855.43    | County College  | 600,000.00       | Franchise Tax                             |               |
| Planning, Housing, Development       | 43,487.76    | County Extension Services                             | 45,878.35        | Bank Stock Tax                            | 93,149.90     |
| Human Resources                      |              | Libraries   |                  | Other Miscellaneous Tax                   |               |
| Elections                            | 292,504.51   | Other Educational Services                            | 10,000.00        | State Aid Revenues                        | 1,147,360.95  |
| Other General Administration         | 763,221.75   | <b>STATUTORY EXPENDITURES</b>                         |                  | Federal Aid Revenues                      | 38,068.77     |
| <b>JUDICIARY</b>                     |              | Pensions & F.I.C.A.                                   | 455,000.00       | Institutional Revenues                    | 107,607.71    |
| County Courts                        | 316,583.48   | Employee Fringe Benefits                              | 129,000.00       | Courts                                    | 50,286.32     |
| District Courts                      | 50,110.22    | Other Statutory Expenditures                          |                  | County Clerk & Register                   | 541,597.39    |
| Juvenile Courts                      |              |   |                  | Surrogate                                 | 52,237.06     |
| Superior Court                       |              |   |                  | Sheriff                                   | 62,820.86     |
| Jury Commission                      | 161,144.44   | <b>COUNTY FUNCTIONS</b>                               | 10,592,280.02    | Other Miscellaneous Revenues              | 333,169.70    |
| Law Library                          | 4,000.00     | <b>CAPITAL IMPROVEMENTS</b>                           | 1,755,094.98     | 1969 REVENUES                             | 11,844,635.30 |
| Prosecutor's Office                  | 214,551.12   | <b>DEBT SERVICE</b>                                   |                  | Prior Years Surplus Appropriated          | 1,200,000.00  |
| Surrogate's Office                   | 52,157.20    | Principal Payments                                    | 3,500.00         | <b>BUDGET REVENUES</b>                    | 13,044,635.30 |
| Probation Office                     | 107,637.79   | Interest Payments                                     |                  |   |               |
| Other Judicial                       | 205,573.18   | <b>DEFERRED CHARGES</b>                               | 499,932.97       |   |               |
| <b>PUBLIC SAFETY</b>                 |              | <b>RESERVE FOR UNCOLLECTED TAXES</b>                  |                  | <b>CURRENT FINANCES DECEMBER 31, 1969</b> |               |
| Police                               |              |   |                  | <b>ASSETS</b>                             |               |
| Sheriff's Office                     | 259,341.58   | <b>EXPENDITURES</b>                                   | 12,850,807.97    | Cash Dec. 31, 1969                        | 3,887,735.51  |
| Civil Defense & Disaster Control     | 27,581.00    |   |                  | Taxes Receivable                          |               |
| Environmental Inspection & Control   |              |   |                  | Emergencies and Other Deferred Charges    | 1,099,718.79  |
| Weights & Measures                   | 13,641.63    | <b>CAPITAL DEBT AUTHORIZED, DECEMBER 31, 1969</b>     |                  | State Aid Receivable                      |               |
| Correctional & Penal                 | 270,000.00   | <b>ISSUED AND UNISSUED</b>                            |                  | Other Receivable                          | 41,877.28     |
| Other Public Safety                  |              | <b>SCHOOL</b>   |                  | <b>ASSETS</b>                             | 5,029,331.58  |
| <b>PUBLIC WORKS</b>                  |              | Self-liquidating                                      | 1,492,000        | <b>LIABILITIES</b>                        |               |
| Roads & Bridges, Streets, Drainage   | 751,040.00   | Other   | 1,492,000        | Cash Liabilities                          | 3,659,137.21  |
| State Aid Motor Vehicle Fund         | 1,284,573.59 | Total   | 1,492,000        | Reserves for Receivables                  | 41,877.28     |
| County Funds                         | 175,000.00   | <b>ISSUED AND OUTSTANDING</b>                         |                  | Surplus Dec. 31, 1969                     | 1,328,317.09  |
| Other Roads & Bridges                | 418,418.32   | <b>SCHOOL</b>   |                  | <b>LIABILITIES</b>                        | 5,029,331.58  |
| Public Bldgs. & Grounds              | 25,000.00    | Self-liquidating                                      |                  |   |               |
| Other Public Works                   |              | Other   |                  |   |               |
| <b>HEALTH &amp; WELFARE</b>          |              | Total   |                  |   |               |
| County Health Department             | 214,363.19   | Equalized Valuation Basis<br>for Net Debt Computation | 1,634,607,704.33 |   |               |
| Mental Health Activities             | 444,000.00   |   |                  |   |               |
| Tubercular Patient Care              | 36,600.00    | <b>1969 CAPITAL OUTLAY</b>                            | 1,929,496.68     |   |               |
| County Hospitals, Homes              |              | Beaches and Boardwalks                                | 90,000.00        |   |               |
| County Aid to Hospitals              | 222,361.20   | Parks and Playgrounds                                 | 78,977.13        |   |               |
| Health Clinics                       | 13,253.30    | Public Buildings and Grounds                          | 611,708.05       |   |               |
| Mosquito Extermination               | 251,000.00   | Vehicular Equipment                                   |                  |   |               |
| Health Services Except Environmental | 72,999.88    | Streets, Roads, Sidewalks, Storm Sewers               | 632,860.66       |   |               |
| County Welfare Board - Welfare       | 1,296,900.52 | Sewer System  | 50,000.00        |   |               |
| Child Welfare                        | 203,639.99   | Water System  |                  |   |               |
| Other Welfare Services               | 8,621.86     | Other Utilities                                       |                  |   |               |
| <b>RECREATION AND CONSERVATION</b>   |              | Hospitals and Clinics                                 |                  |   |               |
| Parks, Playgrounds, Shade Trees      | 350,000.00   | Garbage and Trash Disposal Facilities                 |                  |   |               |
| Land Reclamation & Conservation      |              | Health Equipment                                      | 86,233.70        |   |               |
| Other Recreational Services          |              | Library and Education Facilities                      | 65,000.00        |   |               |
|                                      |              | Conservation and Recreation                           |                  |   |               |
|                                      |              | Other Expenditures                                    | 314,717.14       |   |               |



1599

## SUMMARY - OCEAN

## COUNTY MUNICIPALITIES

## PER CAPITA:

## PER CENT:

State Equalized Value 1,766,053,648

State Equalized  
General Tax Rate: 2.90

Gross Debt 400.57  
Net Debt 107.42  
Debt Service 5.31  
Total Tax Levy 299.17  
Municipal Expenditures 157.11

Gross Debt 4.25  
Net Debt 1.14  
Tax Levy Collected 92.39  
Tax Levy Cancelled, Abated  
or Adjusted .11

| 1969 EXPENDITURES                      |                      | 1969 REVENUES                                     |                       | 1969 PROPERTY TAX                          |                      |
|--|----------------------|---|-----------------------|--|----------------------|
| <b>GENERAL GOVERNMENT</b>              |                      | <b>1969 — Property Taxes Collected</b>            |                       | <b>STATE EQUALIZED TAX RATE</b>            |                      |
| Governing Body & Public Boards         | 60,046.00            | 1969 Payments in Lieu of Taxes                    | 48,033,034.99         | Local District School Taxes                | 1.13                 |
| Municipal Clerk                        | 111,354.00           | Delinquent Tax & Lien Collections                 | 2,963,838.31          | Regional & Consolidated School Tax         | .60                  |
| Financial Administration               | 859,600.43           | Business Personalty Replacement Taxes             | 1,019,759.00          | School Taxes in Municipal Budget           |                      |
| Assessment of Taxes                    | 723,451.65           | Taxes from Public Utilities                       | 4,874,333.02          | County Taxes                               | .53                  |
| Collection of Taxes                    | 572,401.87           | Other Miscellaneous Tax Revenues                  | 595.69                | County Library Taxes                       | .01                  |
| Planning, Housing & Development        | 236,816.88           | State Aid Revenues                                | 651,474.00            | Local Municipal Purpose Taxes              | .55                  |
| Human Resources                        | 14,247.00            | Federal Aid Revenues                              |                       | Veteran & Senior Citizen Taxes             | .08                  |
| Elections                              | 48,427.79            | Sale of Acquired Property                         | 215,743.35            | Total Taxes for Rate Computation           | 2.90                 |
| General Administration (other)         | 2,209,858.99         | Other Miscellaneous Revenues                      | 4,320,957.69          | Special District Taxes                     | 458,282.00           |
| <b>JUDICIARY</b>                       |                      | 1969 Revenues                                     | Total 62,079,736.05   | Bank Stock Taxes                           | 93,149.90            |
| Municipal Courts                       | 306,692.69           | Prior Years Surplus Appropriated                  | 4,621,372.81          | Added and Omitted Taxes                    | 1,516,133.10         |
| <b>PUBLIC SAFETY</b>                   |                      | <b>REVENUES</b>                                   | <b>TOTAL</b>          | Total Taxes Levied - ABSTRACT              | 51,936,297.97        |
| Fire Protection                        | 416,862.52           |   | 66,701,108.86         |  | 51,991,174.54        |
| Police Protection                      | 4,138,952.51         | <b>1969 REAL PROPERTY VALUATIONS</b>              |                       |  | 48,033,034.99        |
| Civil Defense & Disaster Control       | 60,110.25            | Code Class # of Parcels %VAL'N                    | ASSESSED VALUATION    |  | 57,855.77            |
| Environmental Inspection & Control     | 275,114.71           | 1 Vacant Land                                     |                       | 1969 Taxes Cancelled, Abated or Adjusted   | 200,346.25           |
| Other Public Safety                    | 500.00               | 2 Residential                                     |                       | Transfer to Tax Title Liens or Foreclosed  | 3,699,937.53         |
| <b>PUBLIC WORKS</b>                    |                      | 3 Farm  |                       |  |                      |
| Streets and Drainage                   | 2,831,208.07         | 4a Commercial                                     |                       | <b>PRIOR YEARS TAXES OUTSTANDING</b>       |                      |
| Sewers and Sewage Processing           | 60,469.24            | 4b Industrial                                     |                       | Balance January 1, 1969                    | 3,576,137.56         |
| Garbage and Trash Disposal             | 1,665,399.53         | 4c Apartments                                     |                       | Collected in 1969                          | 2,723,372.21         |
| Public Buildings and Grounds           | 578,017.87           | Total   |                       | Cancelled, Abated or Adjusted (1969)       | 3,996.40             |
| Other Public Works                     | 78,822.89            |   |                       | Transfers to Tax Title Liens or Foreclosed | 119,337.74           |
| <b>HEALTH and WELFARE</b>              |                      |   |                       | Balance December 31, 1969                  | 729,431.21           |
| Health Services Except Environmental   | 472,095.66           | <b>CAPITAL DEBT AUTHORIZED, DECEMBER 31, 1969</b> |                       | <b>TAX TITLE LIENS OUTSTANDING</b>         |                      |
| Welfare-Public Assistance              | 146,107.32           | ISSUED AND UNISSUED                               | GROSS DEBT NET DEBT   | Balance January 1, 1969                    | 1,928,217.69         |
| Hospitals, Clinics, First Aid          | 79,550.00            | School  | 53,989,197 7,292,710  | Transfers From Taxes                       | 340,233.37           |
| Animal, Insect, & Rodent Control       | 161,990.56           | Self-liquidating                                  | 4,814,954 630,749     | Redeemed in 1969                           | 240,466.10           |
| Other Welfare Services                 | 300.00               | Other   | 10,735,147 10,725,185 | Cancelled, Abated or Adjusted (1969)       | 95.64                |
| <b>RECREATION and CONSERVATION</b>     |                      | Total   | 69,539,300 18,648,645 | Transfers to Foreclosed Property           | 30,471.86            |
| Beaches and Boardwalks                 | 785,661.83           | <b>ISSUED AND OUTSTANDING</b>                     |                       | Balance December 31, 1969                  | 1,997,417.46         |
| Parks, Playgrounds, Shade Trees        | 244,207.40           | School  | 34,902,039.45         | <b>PROPERTY ACQUIRED BY DEED OR</b>        |                      |
| Land Reclamation & Conservation        | 2,600.00             | Self-Liquidating                                  | 4,844,500.00          | <b>FORECLOSURE</b>                         |                      |
| Other Recreational Services            | 368,736.84           | Other   | 8,210,950.00          | Balance January 1, 1969                    | 2,154,545.46         |
| <b>EDUCATION (excluding schools)</b>   |                      | Total   | 47,957,489.45         | Transfers From Taxes or Liens              | 32,106.54            |
| Libraries                              | 159,581.41           | <b>EQUALIZED VALUATION BASIS</b>                  |                       | Sale for Cash (1969)                       | 248,798.98           |
| Other Educational Services             | 481,570.54           | <b>FOR NET DEBT COMPUTATION</b>                   | 1,634,607,704.00      | Cancelled, Abated or Adjusted (1969)       | 1,065.40             |
| <b>STATUTORY EXPENDITURES</b>          |                      | 1969 CAPITAL OUTLAY                               | TOTAL                 | Balance December 31, 1969                  | 1,936,787.62         |
| Pensions & F.I.C.A.                    | 955,387.04           | Beaches and Boardwalks                            | 3,076,226.25          | <b>CURRENT FINANCES DECEMBER 31, 1969</b>  |                      |
| Employee Fringe Benefits               | 296,664.17           | Parks and Playgrounds                             | 163,321.82            | <b>ASSETS</b>                              |                      |
| Other Statutory Expenditures           |                      | Public Buildings and Grounds                      | 185,394.03            | Cash Dec. 31, 1969                         | 17,156,132.53        |
| <b>MUNICIPAL FUNCTIONS</b>             |                      | Vehicular Equipment                               | 712,227.23            | Taxes Receivable                           | 4,429,368.74         |
| <b>CAPITAL IMPROVEMENTS</b>            |                      | Streets, Roads, Sidewalks, Storm Sewers           | 72,158.62             | Tax Title Liens                            | 1,997,417.46         |
| <b>DEBT SERVICE</b>                    |                      | Sewer System                                      | 760,638.78            | Foreclosed Property                        | 1,936,787.62         |
| Principal Payments                     | 585,300.00           | Water Service                                     | 274,010.78            | Emergencies & Other Deferred Charges       | 826,750.39           |
| Interest Payments                      | 336,863.35           | Other Utilities                                   |                       | State Aid Receivable                       | 876,123.84           |
| <b>TYPE I SCHL DEBT *MEMO</b>          |                      | Hospitals and Clinics                             |                       | Other Receivables                          | 895,826.67           |
| <b>DEFERRED CHARGES</b>                |                      | Garbage and Trash Disposal Facilities             | 2,800.00              | Total                                      | 28,118,407.25        |
| SCHOOL, COUNTY, SPECIAL DISTRICT TAXES | 40,640,910.96        | Health Equipment                                  | 795.00                | <b>LIABILITIES</b>                         |                      |
| RESERVE FOR UNCOLLECTED TAXES          | 4,600,254.17         | Library and Education Facilities                  | 15,259.73             | Cash Liabilities                           | 11,560,141.62        |
|  |                      | Conservation and Recreation                       | 889,620.26            | Reserves for Receivables                   | 9,259,400.49         |
| <b>EXPENDITURES</b>                    |                      | Other Expenditures                                |                       | Surplus Dec. 31, 1969                      | 7,298,865.14         |
| <b>TOTAL</b>                           | <b>67,915,615.02</b> |   |                       | Total                                      | <b>28,118,407.25</b> |

\*ABOVE DEBT SERVICE INCLUDES TYPE I SCHOOL DEBT

# PASSAIC COUNTY

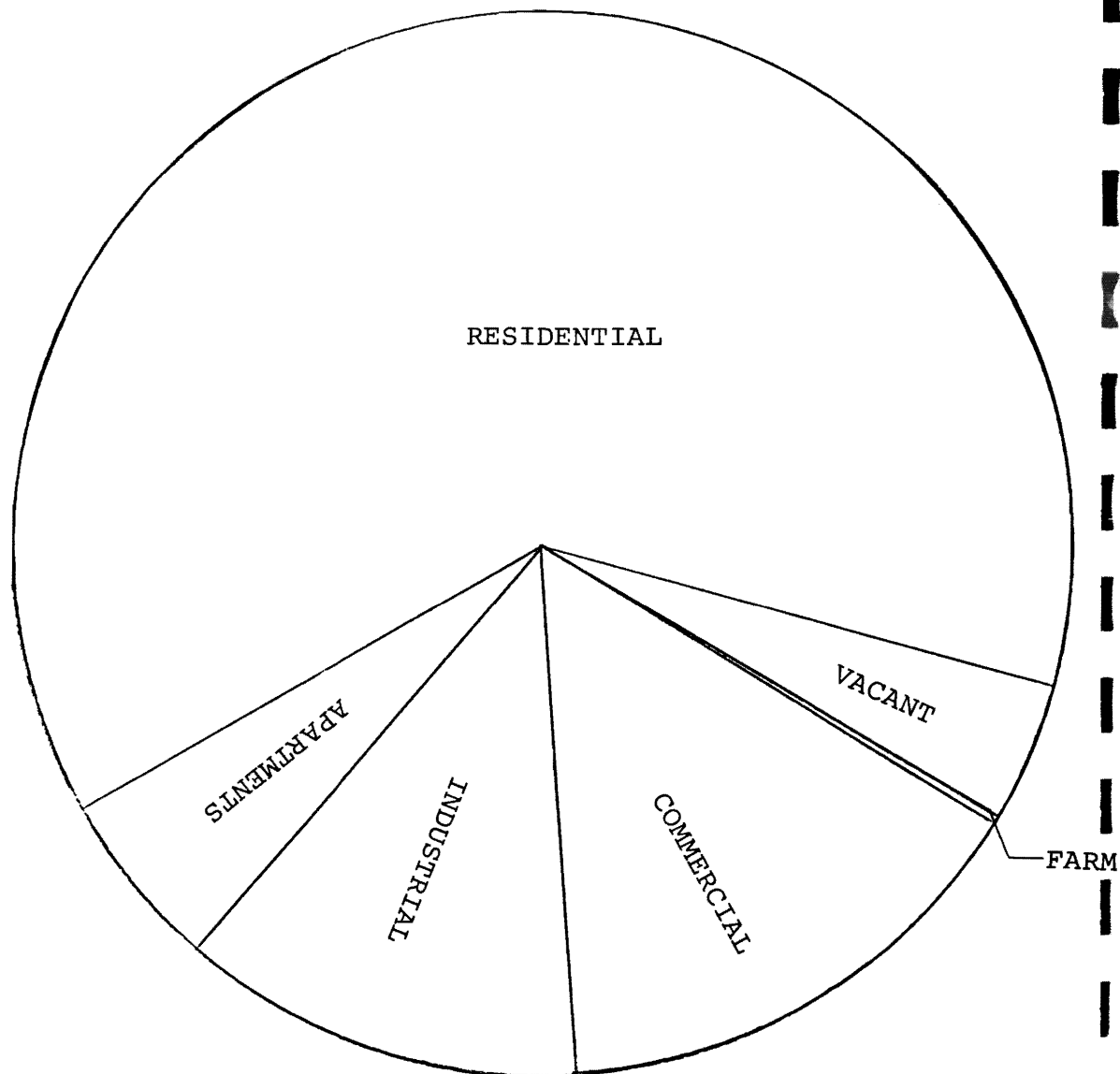
## DISTRIBUTION OF RATABLES

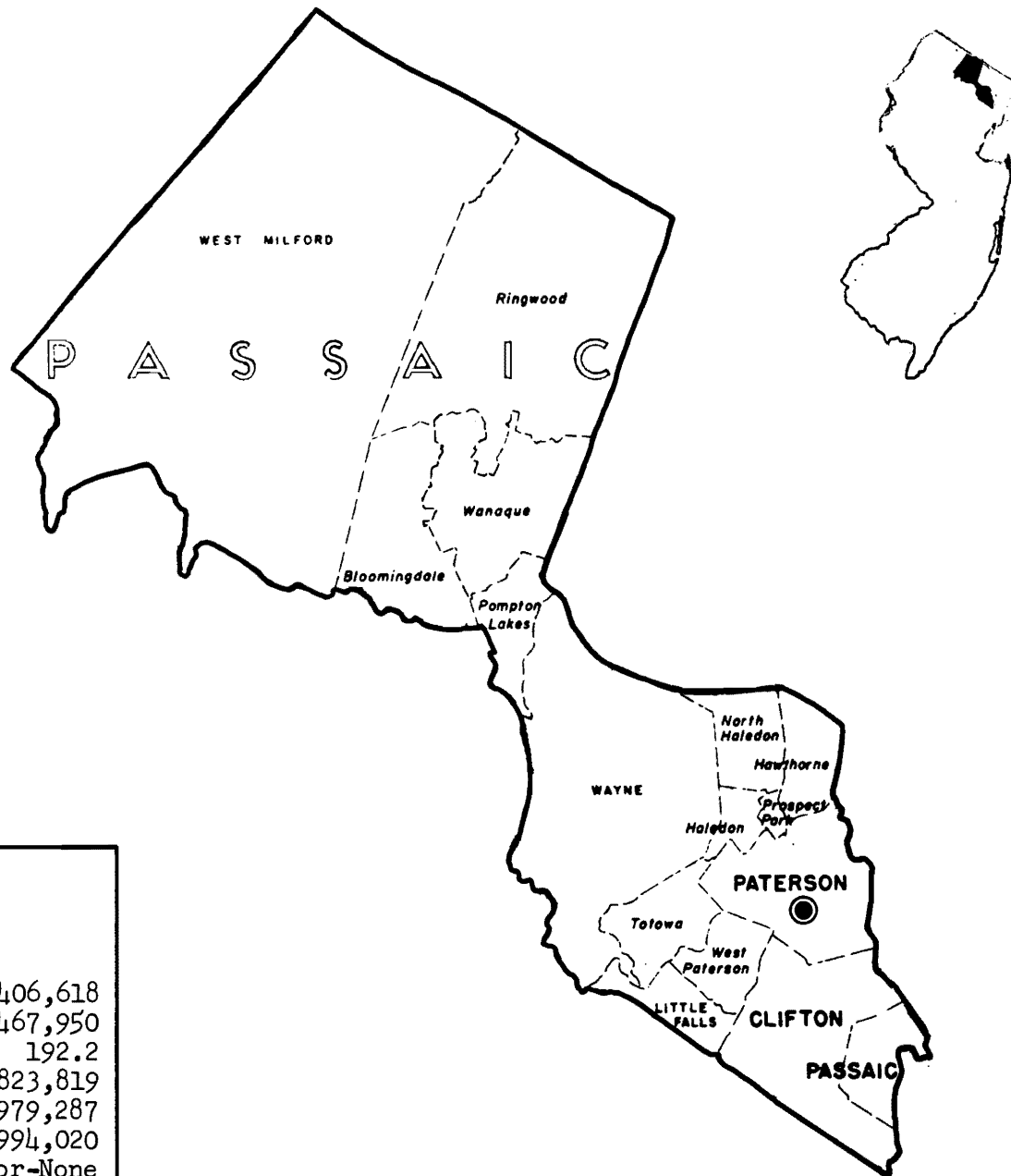
### PERCENTAGE DISTRIBUTION OF RATABLES

|             |      |
|-------------|------|
| Vacant      | 4.3  |
| Residential | 62.4 |
| Farm        | .1   |
| Commercial  | 15.2 |
| Industrial  | 12.5 |
| Apartments  | 5.5  |

### NUMBER OF PARCELS

|             |        |
|-------------|--------|
| Vacant      | 12,588 |
| Residential | 86,395 |
| Farm        | 99     |
| Commercial  | 7,532  |
| Industrial  | 1,495  |
| Apartments  | 1,238  |





## PASSAIC COUNTY

### COUNTY SEAT: PATERSON

|  |               |
|--|---------------|
| Population, 1960                             | 406,618       |
| Population, 1969 Est.                        | 467,950       |
| Land Area (Sq. Mi.)                          | 192.2         |
| Net Valuation Taxable                        | 2,577,823,819 |
| State Equalized Valuation                    | 3,162,979,287 |
| Tax Levy (With Bank Stock Tax)               | 19,994,020    |
| Bond Ratings: Moody-Aa; Standard & Poor-None |               |

1600

Population 1960 406,618  
Population 1969 467,950

Moody Rating AA  
Land Area 192.20 Sq. Miles

## PASSAIC COUNTY

Net Valuation Taxable 2,643,242,775

Net Valuation on Which County Taxes  
are apportioned: 3,427,812,136

## PER CAPITA:

Gross Debt 54.33  
Net Debt 54.33  
Debt Service 1.86  
Total Tax Levy 43.11  
County Functions: 54.06

## PER CENT:

Gross Debt .85  
Net Debt .85

| 1969 EXPENDITURES                    |              | 1969 EXPENDITURES (cont'd.)                       |                  | 1969 REVENUES REALIZED                    |               |
|--------------------------------------|--------------|---|------------------|---|---------------|
| <b>GENERAL GOVERNMENT</b>            |              |   |                  |   |               |
| Governing Body and Public Boards     | 81,585.83    | EDUCATION (excluding schools)                     |                  | 1969 Property Taxes                       | 20,174,195.05 |
| Clerk (County and Register)          | 328,565.03   | County Superintendent of Schools                  |                  | Collateral Inheritance Tax                | 126,579.73    |
| Financial Administration             | 351,446.15   | Vocational Schools                                |                  | Financial Business Tax                    | 43,581.21     |
| Board of Taxation: Tax Assessment    | 141,561.83   | County College                                    | 1,600.00         | Franchise Tax                             |               |
| Planning, Housing, Development       | 37,330.76    | County Extension Services                         | 353,192.25       | Bank Stock Tax                            | 289,167.40    |
| Human Resources                      | 94,055.71    | Libraries   |                  | Other Miscellaneous Tax                   |               |
| Elections                            | 344,555.67   | Other Educational Services                        | 65,000.00        | State Aid Revenues                        | 482,906.90    |
| Other General Administration         | 356,882.59   | <b>STATUTORY EXPENDITURES</b>                     |                  | Federal Aid Revenues                      | 10,014.71     |
| <b>JUDICIARY</b>                     |              | Pensions & F.I.C.A.                               | 1,045,308.00     | Institutional Revenues                    | 2,110,518.01  |
| County Courts                        | 545,652.81   | Employee Fringe Benefits                          | 337,000.00       | Courts                                    | 203,199.61    |
| District Courts                      | 291,767.29   | Other Statutory Expenditures                      |                  | County Clerk & Register                   | 475,662.41    |
| Juvenile Courts                      | 153,673.15   |   |                  | Surrogate                                 | 89,354.19     |
| Superior Court                       |              | <b>COUNTY FUNCTIONS</b>                           | 22,953,803.22    | Sheriff                                   | 117,778.51    |
| Jury Commission                      | 268,214.76   | <b>CAPITAL IMPROVEMENTS</b>                       | 100,000.00       | Other Miscellaneous Revenues              | 623,140.89    |
| Law Library                          | 15,405.44    | <b>DEBT SERVICE</b>                               |                  | 1969 REVENUES                             | 24,746,098.62 |
| Prosecutor's Office                  | 717,363.85   | Principal Payments                                | 1,135,000.00     | Prior Years Surplus Appropriated          | 1,600,000.00  |
| Surrogate's Office                   | 116,726.63   | Interest Payments                                 | 868,348.50       | <b>BUDGET REVENUES</b>                    | 26,346,098.62 |
| Probation Office                     | 854,692.74   |   |                  |   |               |
| Other Judicial                       | 427,851.00   | <b>DEFERRED CHARGES</b>                           | 238,701.62       |   |               |
| <b>PUBLIC SAFETY</b>                 |              | <b>RESERVE FOR UNCOLLECTED TAXES</b>              |                  | <b>CURRENT FINANCES DECEMBER 31, 1969</b> |               |
| Police                               | 11,250.00    |   |                  | <b>ASSETS</b>                             |               |
| Sheriff's Office                     | 160,320.66   | <b>EXPENDITURES</b>                               | 25,295,853.34    | Cash Dec. 31, 1969                        | 3,643,618.06  |
| Civil Defense & Disaster Control     | 63,862.39    |   |                  | Taxes Receivable                          |               |
| Environmental Inspection & Control   |              | <b>CAPITAL DEBT AUTHORIZED, DECEMBER 31, 1969</b> |                  | Emergencies and Other Deferred Charges    | 357,025.76    |
| Weights & Measures                   | 15,736.11    | <b>ISSUED AND UNISSUED</b>                        |                  | State Aid Receivable                      | 171,202.00    |
| Correctional & Penal                 | 635,177.00   | School  |                  | Other Receivable                          |               |
| Other Public Safety                  | 32,290.63    | Self-liquidating                                  |                  | <b>ASSETS</b>                             | 4,171,845.82  |
| <b>PUBLIC WORKS</b>                  |              | Other   | 25,423,420       | <b>LIABILITIES</b>                        |               |
| Roads & Bridges, Streets, Drainage   |              | Total   | 25,423,420       | Cash Liabilities                          | 2,254,096.48  |
| State Aid Motor Vehicle Fund         |              |   |                  | Reserves for Receivables                  | 171,202.00    |
| County Funds                         | 1,045,316.80 | <b>ISSUED AND OUTSTANDING</b>                     |                  | Surplus Dec. 31, 1969                     | 1,746,547.34  |
| Other Roads & Bridges                |              | School  |                  | <b>LIABILITIES</b>                        | 4,171,845.82  |
| Public Bldgs. & Grounds              | 430,471.00   | Self-liquidating                                  |                  |   |               |
| Other Public Works                   |              | Other   |                  |   |               |
| <b>HEALTH &amp; WELFARE</b>          |              | Total   | 19,926,000.00    |   |               |
| County Health Department             | 66,855.89    | Equalized Valuation Basis                         |                  |   |               |
| Mental Health Activities             | 2,936,258.82 | for Net Debt Computation                          | 3,005,888,875.00 |   |               |
| Tubercular Patient Care              | 500.00       | <b>1969 CAPITAL OUTLAY</b>                        | 5,043,430.84     |   |               |
| County Hospitals, Homes              | 3,610,134.00 | Beaches and Boardwalks                            |                  |   |               |
| County Aid to Hospitals              | 1,000,000.00 | Parks and Playgrounds                             | 74,399.33        |   |               |
| Health Clinics                       |              | Public Buildings and Grounds                      | 1,135,262.76     |   |               |
| Mosquito Extermination               | 227,530.00   | Vehicular Equipment                               |                  |   |               |
| Health Services Except Environmental | 82,301.69    | Streets, Roads, Sidewalks, Storm Sewers           | 676,770.13       |   |               |
| County Welfare Board - Welfare       | 4,242,082.76 | Sewer System                                      |                  |   |               |
| Child Welfare                        | 680,549.00   | Water System                                      |                  |   |               |
| Other Welfare Services               | 133,570.78   | Other Utilities                                   |                  |   |               |
| <b>RECREATION AND CONSERVATION</b>   |              | Hospitals and Clinics                             |                  |   |               |
| Parks, Playgrounds, Shade Trees      | 582,200.00   | Garbage and Trash Disposal Facilities             |                  |   |               |
| Land Reclamation & Conservation      | 12,500.00    | Health Equipment                                  |                  |   |               |
| Other Recreational Services          |              | Library and Education Facilities                  | 3,153,966.50     |   |               |
|                                      |              | Conservation and Recreation                       |                  |   |               |
|                                      |              | Other Expenditures                                | 3,032.12         |   |               |

State Equalized Value 3,111,863,742

State Equalized  
General Tax Rate: 3.19

Gross Debt 344.79  
Net Debt 103.24  
Debt Service 10.87  
Total Tax Levy 210.35  
Municipal Expenditures 120.52

Gross Debt 5.37  
Net Debt 1.61  
Tax Levy Collected 95.65  
Tax Levy Cancelled, Abated  
or Adjusted .44

| 1969 EXPENDITURES                             |                             | 1969 REVENUES                                     |                             | 1969 PROPERTY TAX                          |                    |
|---|-----------------------------|---|-----------------------------|--|--------------------|
| <b>GENERAL GOVERNMENT</b>                     |                             |   |                             | <b>STATE EQUALIZED TAX RATE</b>            |                    |
| Governing Body & Public Boards                | 174,435.51                  | 1969 — Property Taxes Collected                   | 94,338,021.91               | Local District School Taxes                | 1.50 46,742,699.56 |
| Municipal Clerk                               | 161,602.92                  | 1969 Payments in Lieu of Taxes                    | 227,645.95                  | Regional & Consolidated School Tax         | .14 4,428,813.64   |
| Financial Administration                      | 1,654,523.67                | Delinquent Tax & Lien Collections                 | 3,401,962.59                | School Taxes in Municipal Budget           | .05 1,615,972.63   |
| Assessment of Taxes                           | 692,261.74                  | Business Personalty Replacement Taxes             | 7,906,278.00                | County Taxes                               | .65 20,174,195.05  |
| Collection of Taxes                           | 513,517.45                  | Taxes from Public Utilities                       | 6,121,364.62                | County Library Taxes                       |                    |
| Planning, Housing & Development               | 468,528.40                  | Other Miscellaneous Tax Revenues                  | 77,253.63                   | Local Municipal Purpose Taxes              | .78 24,195,480.67  |
| Human Resources                               | 40,941.91                   | State Aid Revenues                                | 3,186,792.91                | Veteran & Senior Citizen Taxes             | .07 2,026,710.00   |
| Elections                                     | 62,245.00                   | Federal Aid Revenues                              | 189,658.00                  | Total Taxes for Rate Computation           | 3.19 99,183,871.55 |
| General Administration (other)                | 1,686,999.25                | Sale of Acquired Property                         | 32,382.30                   | Special District Taxes                     | 5,126.94           |
| <b>JUDICIARY</b>                              |                             | Other Miscellaneous Revenues                      | 5,548,421.77                | Bank Stock Taxes                           | 289,167.40         |
| Municipal Courts                              | 388,618.63                  | 1969 Revenues                                     | 121,029,781.68              | Added and Omitted Taxes                    | 980,136.69         |
| <b>PUBLIC SAFETY</b>                          |                             | Prior Years Surplus Appropriated                  | 5,500,147.90                | Total Taxes Levied - ABSTRACT              | 98,431,592.58      |
| Fire Protection                               | 6,676,795.73                | <b>REVENUES</b>                                   | <b>TOTAL</b> 126,529,929.58 |  | 98,632,591.43      |
| Police Protection                             | 10,487,093.88               |   |                             | <b>1969 TAXES COLLECTED</b>                | 94,338,021.91      |
| Civil Defense & Disaster Control              | 89,894.52                   | <b>1969 REAL PROPERTY VALUATIONS</b>              |                             | 1969 Taxes Cancelled, Abated or Adjusted   | 431,350.04         |
| Environmental Inspection & Control            | 587,393.24                  | Code Class # of Parcels %VAL'N                    | <b>ASSESSED VALUATION</b>   | Transfer to Tax Title Liens or Foreclosed  | 289,389.05         |
| Other Public Safety                           | 177,163.95                  | 1 Vacant Land                                     |                             | Balance Outstanding Dec. 31, 1969          | 3,573,830.43       |
| <b>PUBLIC WORKS</b>                           |                             | 2 Residential                                     |                             |  |                    |
| Streets and Drainage                          | 4,507,511.82                | 3 Farm  |                             | <b>PRIOR YEARS TAXES OUTSTANDING</b>       |                    |
| Sewers and Sewage Processing                  | 1,812,368.25                | 4a Commercial                                     |                             | Balance January 1, 1969                    | 7,848,418.18       |
| Garbage and Trash Disposal                    | 2,284,574.37                | 4b Industrial                                     |                             | Collected in 1969                          | 3,242,883.49       |
| Public Buildings and Grounds                  | 846,894.88                  | 4c Apartments                                     |                             | Cancelled, Abated or Adjusted (1969)       | 50,084.04          |
| Other Public Works                            | 194,472.15                  | Total   |                             | Transfers to Tax Title Liens or Foreclosed | 63,474.14          |
| <b>HEALTH and WELFARE</b>                     |                             |   |                             | Balance December 31, 1969                  | 4,491,976.51       |
| Health Services Except Environmental          | 1,523,313.68                | <b>CAPITAL DEBT AUTHORIZED, DECEMBER 31, 1969</b> |                             | <b>TAX TITLE LIENS OUTSTANDING</b>         |                    |
| Welfare-Public Assistance                     | 524,072.32                  | ISSUED AND UNISSUED                               | GROSS DEBT                  | Balance January 1, 1969                    | 652,183.82         |
| Hospitals, Clinics, First Aid                 | 268,796.50                  | School  | 81,591,309                  | Transfers From Taxes                       | 359,236.03         |
| Animal, Insect, & Rodent Control              | 37,715.06                   | Self-liquidating                                  | 41,139,538                  | Redeemed in 1969                           | 159,079.10         |
| Other Welfare Services                        | 1,785.00                    | Other   | 38,613,203                  | Cancelled, Abated or Adjusted (1969)       | 172.03             |
|   |                             | Total   | 161,344,051                 | Transfers to Foreclosed Property           | 3,885.62           |
| <b>RECREATION and CONSERVATION</b>            |                             |   |                             | Balance December 31, 1969                  | 848,283.10         |
| Beaches and Boardwalks                        |                             | <b>ISSUED AND OUTSTANDING</b>                     |                             | <b>PROPERTY ACQUIRED BY DEED OR</b>        |                    |
| Parks, Playgrounds, Shade Trees               | 1,131,227.34                | School  | 63,906,475.01               | <b>FORECLOSURE</b>                         |                    |
| Land Reclamation & Conservation               | 76,040.00                   | Self-Liquidating                                  | 40,064,310.00               | Balance January 1, 1969                    | 989,335.38         |
| Other Recreational Services                   | 630,199.44                  | Other   | 25,526,800.00               | Transfers From Taxes or Liens              | 3,885.62           |
| <b>EDUCATION (excluding schools)</b>          |                             | Total   | 129,497,585.01              | Sale for Cash (1969)                       | 29,282.30          |
| Libraries                                     | 1,365,143.19                | <b>EQUALIZED VALUATION BASIS</b>                  |                             | Cancelled, Abated or Adjusted (1969)       | 2,400.00           |
| Other Educational Services                    | 49,735.00                   | <b>FOR NET DEBT COMPUTATION</b>                   | 3,005,888,875.66            | Balance December 31, 1969                  | 961,538.70         |
| <b>STATUTORY EXPENDITURES</b>                 |                             | 1969 CAPITAL OUTLAY                               | TOTAL 6,853,115.38          | <b>CURRENT FINANCES DECEMBER 31, 1969</b>  |                    |
| Pensions & F.I.C.A.                           | 3,853,583.56                | Beaches and Boardwalks                            |                             | <b>ASSETS</b>                              |                    |
| Employee Fringe Benefits                      | 466,808.00                  | Parks and Playgrounds                             | 623,775.22                  | Cash Dec. 31, 1969                         | 11,518,076.15      |
| Other Statutory Expenditures                  |                             | Public Buildings and Grounds                      | 2,177,205.53                | Taxes Receivable                           | 8,065,806.94       |
| <b>MUNICIPAL FUNCTIONS</b>                    | <b>TOTAL</b> 43,436,656.36  | Vehicular Equipment                               | 264,534.71                  | Tax Title Liens                            | 848,283.10         |
| <b>CAPITAL IMPROVEMENTS</b>                   | 642,430.00                  | Streets, Roads, Sidewalks, Storm Sewers           | 1,304,564.98                | Foreclosed Property                        | 961,538.70         |
| <b>DEBT SERVICE</b>                           |                             | Sewer System                                      | 938,406.52                  | Emergencies & Other Deferred Charges       | 1,553,425.46       |
| Principal Payments                            | 3,408,595.84                | Water Service                                     | 914,314.20                  | State Aid Receivable                       | 937,183.00         |
| Interest Payments                             | 1,676,907.69                | Other Utilities                                   | 7,184.20                    | Other Receivables                          | 595,730.42         |
| <b>TYPE I SCHL DEBT *MEMO</b>                 | 2,316,976.50                | Hospitals and Clinics                             |                             | Total                                      | 24,480,043.77      |
| <b>DEFERRED CHARGES</b>                       | 768,269.49                  | Garbage and Trash Disposal Facilities             | 8,137.50                    | <b>LIABILITIES</b>                         |                    |
| <b>SCHOOL, COUNTY, SPECIAL DISTRICT TAXES</b> | 72,966,807.82               | Health Equipment                                  | 206,749.71                  | Cash Liabilities                           | 5,847,231.26       |
| <b>RESERVE FOR UNCOLLECTED TAXES</b>          | 6,463,417.12                | Library and Education Facilities                  |                             | Reserves for Receivables                   | 10,543,669.98      |
|   |                             | Conservation and Recreation                       |                             | Surplus Dec. 31, 1969                      | 8,089,142.53       |
| <b>EXPENDITURES</b>                           | <b>TOTAL</b> 129,363,084.32 | Other Expenditures                                | 408,242.81                  | Total                                      | 24,480,043.77      |

# SALEM COUNTY

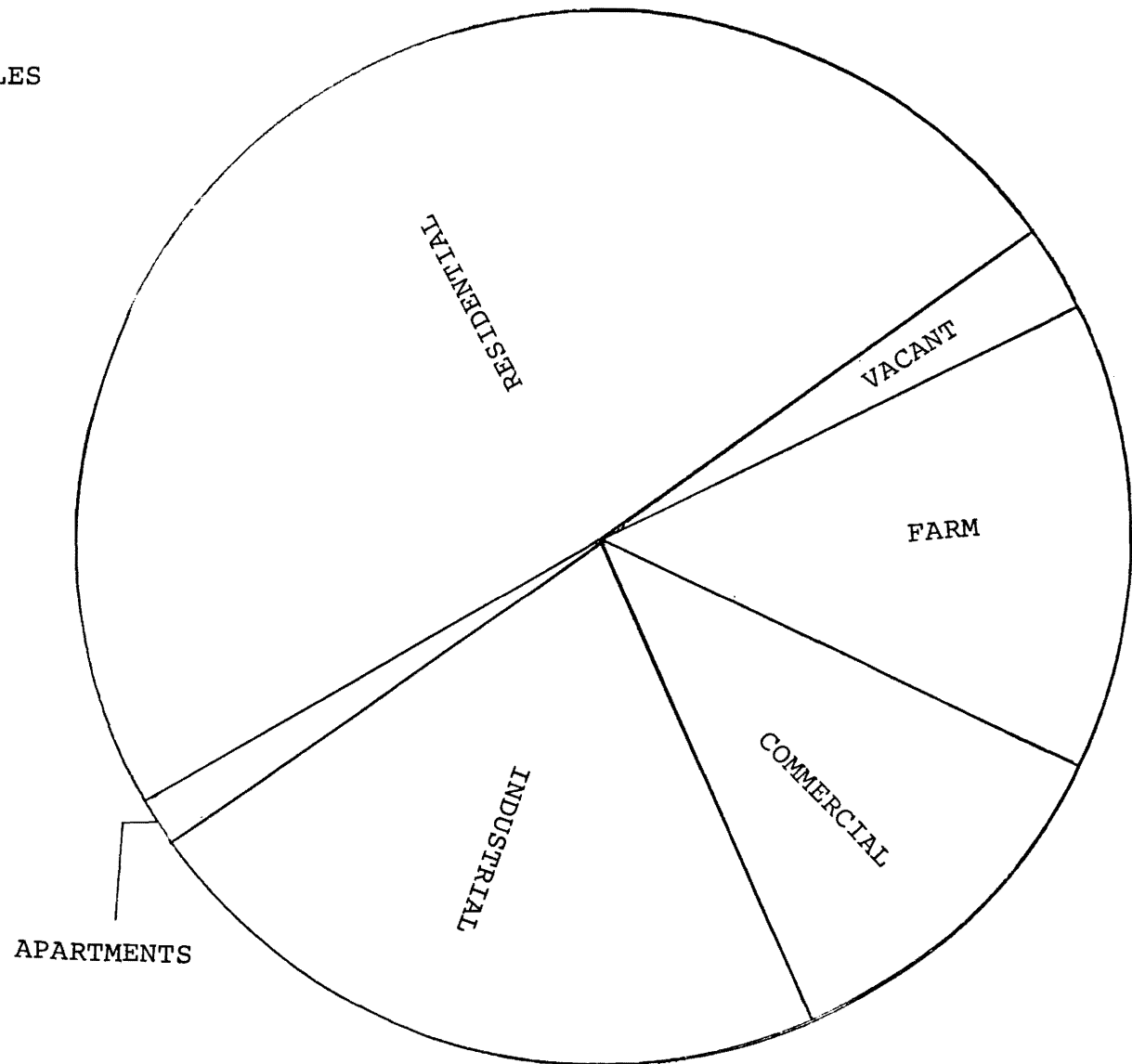
## DISTRIBUTION OF RATABLES

### PERCENTAGE DISTRIBUTION OF RATABLES

|             |      |
|-------------|------|
| Vacant      | 2.8  |
| Residential | 48.7 |
| Farm        | 14.3 |
| Commercial  | 11.3 |
| Industrial  | 21.9 |
| Apartments  | 1.0  |

### NUMBER OF PARCELS

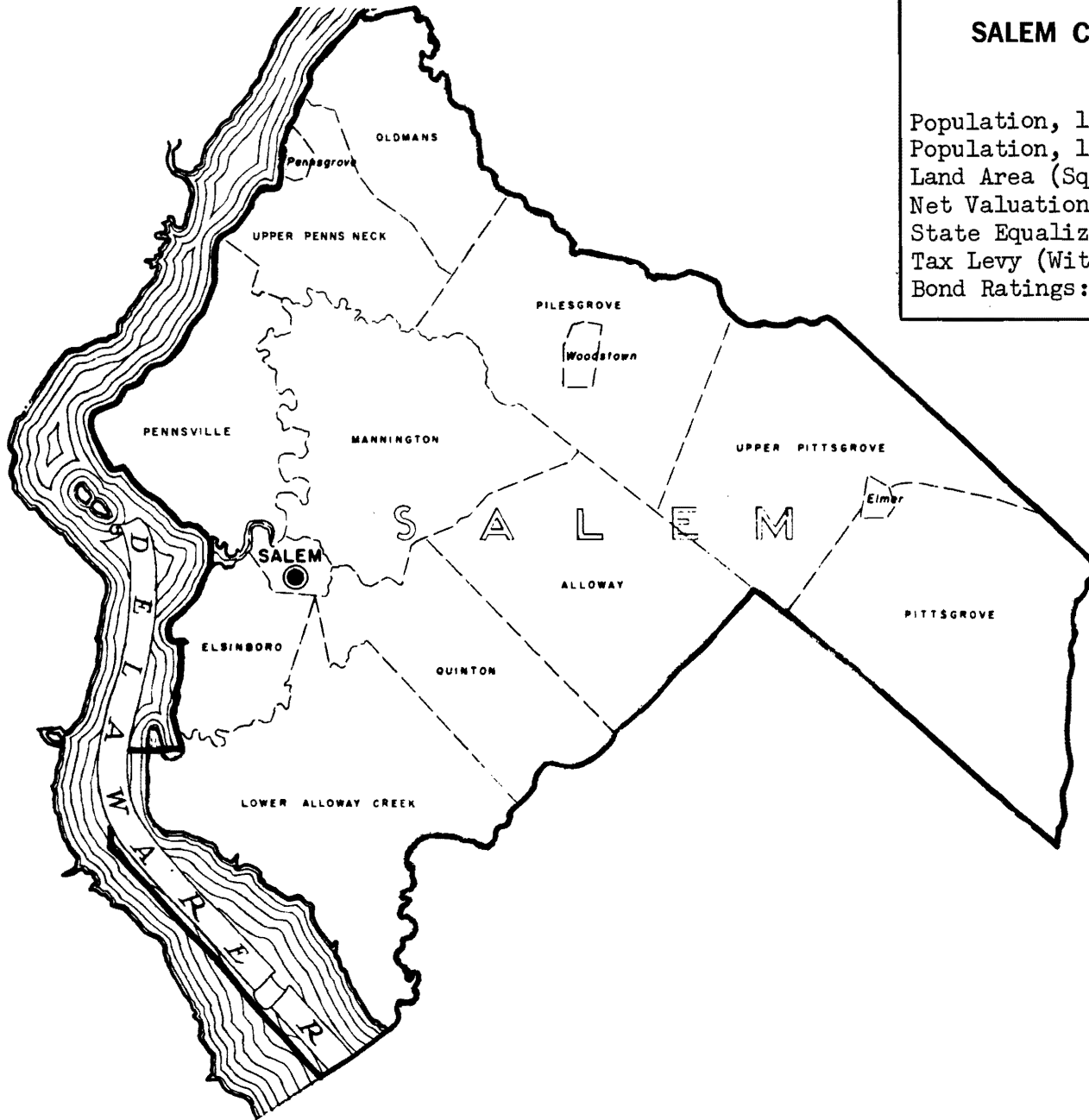
|             |        |
|-------------|--------|
| Vacant      | 7,238  |
| Residential | 14,655 |
| Farm        | 3,544  |
| Commercial  | 1,015  |
| Industrial  | 47     |
| Apartments  | 32     |



## SALEM COUNTY

COUNTY SEAT: SALEM

|                                |             |
|--------------------------------|-------------|
| Population, 1960               | 58,711      |
| Population, 1969 Est.          | 67,510      |
| Land Area (Sq. Mi.)            | 343.02      |
| Net Valuation Taxable          | 81,267,974  |
| State Equalized Valuation      | 279,689,248 |
| Tax Levy (With Bank Stock Tax) | 3,170,897   |
| Bond Ratings:                  | No Rating   |



1700

Population 1960 58,711  
Population 1969 67,510

Moody Rating  
Land Area 343.02 Sq. Miles

## SALEM COUNTY

Net Valuation Taxable 81,267,974

Net Valuation on Which County Taxes  
are apportioned: 370,606,523

## PER CAPITA:

Gross Debt 14.74  
Net Debt 14.74  
Debt Service .30  
Total Tax Levy 46.50  
County Functions 66.96

## PER CENT:

Gross Debt .38  
Net Debt .38

| 1969 EXPENDITURES                    |            | 1969 EXPENDITURES (cont'd.)                           |                | 1969 REVENUES REALIZED                    |                     |
|--------------------------------------|------------|---|----------------|---|---------------------|
| <b>GENERAL GOVERNMENT</b>            |            |   |                |   |                     |
| Governing Body and Public Boards     | 85,200.00  | EDUCATION (excluding schools)                         |                | 1969 Property Taxes                       | 3,139,111.80        |
| Clerk (County and Register)          | 85,350.00  | County Superintendent of Schools                      | 20,300.00      | Collateral Inheritance Tax                | 17,854.47           |
| Financial Administration             | 115,900.00 | Vocational Schools                                    | 175,000.00     | Financial Business Tax                    |                     |
| Board of Taxation: Tax Assessment    | 17,200.00  | County College  |                | Franchise Tax                             |                     |
| Planning, Housing, Development       | 54,000.00  | County Extension Services                             | 47,300.00      | Bank Stock Tax                            | 31,785.20           |
| Human Resources                      |            | Libraries   |                | Other Miscellaneous Tax                   |                     |
| Elections                            | 70,550.00  | Other Educational Services                            | 30,900.00      | State Aid Revenues                        | 745,856.17          |
| Other General Administration         | 38,600.00  | <b>STATUTORY EXPENDITURES</b>                         |                | Federal Aid Revenues                      |                     |
| <b>JUDICIARY</b>                     |            | Pensions & F.I.C.A.                                   | 193,302.00     | Institutional Revenues                    | 235,883.24          |
| County Courts                        | 90,600.00  | Employee Fringe Benefits                              | 17,750.00      | Courts                                    | 40,769.47           |
| District Courts                      |            | Other Statutory Expenditures                          |                | County Clerk & Register                   | 47,393.10           |
| Juvenile Courts                      |            |   |                | Surrogate                                 | 15,278.69           |
| Superior Court                       |            |   |                | Sheriff                                   | 15,485.17           |
| Jury Commission                      | 23,900.00  | <b>COUNTY FUNCTIONS</b>                               | 3,903,732.00   | Other Miscellaneous Revenues              | 79,663.21           |
| Law Library                          | 5,000.00   | <b>CAPITAL IMPROVEMENTS</b>                           | 586,000.00     | <b>1969 REVENUES</b>                      | <b>4,369,080.52</b> |
| Prosecutor's Office                  | 60,500.00  | <b>DEBT SERVICE</b>                                   |                | Prior Years Surplus Appropriated          | 356,300.00          |
| Surrogate's Office                   | 34,800.00  | Principal Payments                                    | 20,500.00      | <b>BUDGET REVENUES</b>                    | <b>4,725,380.52</b> |
| Probation Office                     | 66,600.00  | Interest Payments                                     |                |   |                     |
| Other Judicial                       |            |   |                |   |                     |
| <b>PUBLIC SAFETY</b>                 |            | <b>DEFERRED CHARGES</b>                               | 9,945.00       |   |                     |
| Police                               |            | <b>RESERVE FOR UNCOLLECTED TAXES</b>                  |                | <b>CURRENT FINANCES DECEMBER 31, 1969</b> |                     |
| Sheriff's Office                     | 57,000.00  |   |                | <b>ASSETS</b>                             |                     |
| Civil Defense & Disaster Control     | 12,700.00  | <b>EXPENDITURES</b>                                   | 4,520,177.00   | Cash Dec. 31, 1969                        | 1,021,648.47        |
| Environmental Inspection & Control   |            |   |                | Taxes Receivable                          |                     |
| Weights & Measures                   | 11,700.00  |   |                | Emergencies and Other Deferred Charges    |                     |
| Correctional & Penal                 | 136,800.00 | <b>CAPITAL DEBT AUTHORIZED, DECEMBER 31, 1969</b>     |                | State Aid Receivable                      | 768,737.00          |
| Other Public Safety                  | 22,000.00  | <b>ISSUED AND UNISSUED</b>                            |                | Other Receivable                          | 14,736.69           |
| <b>PUBLIC WORKS</b>                  |            | School  |                | <b>ASSETS</b>                             | <b>1,805,122.16</b> |
| Roads & Bridges, Streets, Drainage   |            | Self-liquidating                                      |                | <b>LIABILITIES</b>                        |                     |
| State Aid Motor Vehicle Fund         | 335,180.00 | Other   |                | Cash Liabilities                          | 1,168,810.42        |
| County Funds                         | 355,600.00 | Total   | 995,000        | Reserves for Receivables                  | 14,736.69           |
| Other Roads & Bridges                |            |   | 995,000        | Surplus Dec. 31, 1969                     | 621,575.05          |
| Public Bldgs. & Grounds              | 131,500.00 | <b>ISSUED AND OUTSTANDING</b>                         |                | <b>LIABILITIES</b>                        | <b>1,805,122.16</b> |
| Other Public Works                   |            | School  |                |   |                     |
| <b>HEALTH &amp; WELFARE</b>          |            | Self-liquidating                                      |                |   |                     |
| County Health Department             | 200,500.00 | Other   |                |   |                     |
| Mental Health Activities             | 370,100.00 | Total   | 710,000.00     |   |                     |
| Tubercular Patient Care              | 5,300.00   |   | 710,000.00     |   |                     |
| County Hospitals, Homes              | 271,500.00 | Equalized Valuation Basis<br>for Net Debt Computation | 260,610,238.66 |   |                     |
| County Aid to Hospitals              | 105,000.00 | <b>1969 CAPITAL OUTLAY</b>                            |                |   |                     |
| Health Clinics                       |            | Beaches and Boardwalks                                | 623,464.86     |   |                     |
| Mosquito Extermination               | 68,000.00  | Parks and Playgrounds                                 |                |   |                     |
| Health Services Except Environmental | 12,000.00  | Public Buildings and Grounds                          | 87,464.86      |   |                     |
| County Welfare Board - Welfare       | 420,800.00 | Vehicular Equipment                                   |                |   |                     |
| Child Welfare                        | 76,300.00  | Streets, Roads, Sidewalks, Storm Sewers               | 536,000.00     |   |                     |
| Other Welfare Services               | 6,600.00   | Sewer System  |                |   |                     |
| <b>RECREATION AND CONSERVATION</b>   |            | Water System  |                |   |                     |
| Parks, Playgrounds, Shade Trees      |            | Other Utilities                                       |                |   |                     |
| Land Reclamation & Conservation      | 1,000.00   | Hospitals and Clinics                                 |                |   |                     |
| Other Recreational Services          |            | Garbage and Trash Disposal Facilities                 |                |   |                     |
|                                      |            | Health Equipment                                      |                |   |                     |
|                                      |            | Library and Education Facilities                      |                |   |                     |
|                                      |            | Conservation and Recreation                           |                |   |                     |
|                                      |            | Other Expenditures                                    |                |   |                     |



State Equalized Value 276,687,579

State Equalized  
General Tax Rate: 3.80

Gross Debt 224.69  
Net Debt 40.79  
Debt Service 1.66  
Total Tax Levy 152.52  
Municipal Expenditures 105.07

Gross Debt 5.82  
Net Debt 1.06  
Tax Levy Collected 91.02  
Tax Levy Cancelled, Abated  
or Adjusted .30

| 1969 EXPENDITURES                             |               | 1969 REVENUES  |                | 1969 PROPERTY TAX                          |               |
|---|---------------|--|----------------|--|---------------|
| <b>GENERAL GOVERNMENT</b>                     |               |  |                | <b>STATE EQUALIZED TAX RATE</b>            |               |
| Governing Body & Public Boards                | 16,866.63     | 1969 — Property Taxes Collected                          | 9,370,233.47   | Local District School Taxes 1.65           | 4,574,794.00  |
| Municipal Clerk                               | 7,500.00      | 1969 Payments in Lieu of Taxes                           |                | Regional & Consolidated School Tax .64     | 1,781,228.21  |
| Financial Administration                      | 125,040.76    | Delinquent Tax & Lien Collections                        | 661,958.19     | School Taxes in Municipal Budget .02       | 41,611.50     |
| Assessment of Taxes                           | 70,036.31     | Business Personalty Replacement Taxes                    | 2,457,510.00   | County Taxes 1.13                          | 3,139,111.80  |
| Collection of Taxes                           | 81,788.00     | Taxes from Public Utilities                              | 1,774,618.09   | County Library Taxes                       |               |
| Planning, Housing & Development               | 28,790.56     | Other Miscellaneous Tax Revenues                         |                | Local Municipal Purpose Taxes .24          | 663,974.58    |
| Human Resources                               |               | State Aid Revenues                                       | 620,903.76     | Veteran & Senior Citizen Taxes .11         | 312,660.00    |
| Elections                                     | 1,550.00      | Federal Aid Revenues                                     |                | Total Taxes for Rate Computation 3.79      | 10,513,380.09 |
| General Administration (other)                | 220,354.25    | Sale of Acquired Property                                |                | Special District Taxes                     | 22,077.60     |
| <b>JUDICIARY</b>                              |               | Other Miscellaneous Revenues                             | 444,782.75     | Bank Stock Taxes                           | 31,785.20     |
| Municipal Courts                              | 64,605.00     | 1969 Revenues Total                                      | 15,330,006.26  | Added and Omitted Taxes                    | 42,050.72     |
| <b>PUBLIC SAFETY</b>                          |               | Prior Years Surplus Appropriated                         | 904,188.56     | Total Taxes Levied - ABSTRACT              | 10,296,633.61 |
| Fire Protection                               | 120,216.00    | <b>REVENUES TOTAL</b>                                    | 16,234,194.82  | <b>TOTAL TAXES BILLED</b>                  | 10,295,116.09 |
| Police Protection                             | 710,233.08    |  |                | 1969 TAXES COLLECTED                       | 9,370,233.47  |
| Civil Defense & Disaster Control              | 6,387.50      | <b>1969 REAL PROPERTY VALUATIONS</b>                     |                | 1969 Taxes Cancelled, Abated or Adjusted   | 30,400.81     |
| Environmental Inspection & Control            | 34,567.35     | <b>Code Class # of Parcels %VAL'N ASSESSED VALUATION</b> |                | Transfer to Tax Title Liens or Foreclosed  | 23,800.06     |
| Other Public Safety                           |               | 1 Vacant Land  |                | Balance Outstanding Dec. 31, 1969          | 870,681.75    |
| <b>PUBLIC WORKS</b>                           |               | 2 Residential  |                | <b>PRIOR YEARS TAXES OUTSTANDING</b>       |               |
| Streets and Drainage                          | 924,322.74    | 3 Farm   |                | Balance January 1, 1969                    | 716,657.34    |
| Sewers and Sewage Processing                  | 190,765.66    | 4a Commercial  |                | Collected in 1969                          | 624,719.50    |
| Garbage and Trash Disposal                    | 161,635.53    | 4b Industrial  |                | Cancelled, Abated or Adjusted (1969)       | 4,827.60      |
| Public Buildings and Grounds                  | 83,500.01     | 4c Apartments  |                | Transfers to Tax Title Liens or Foreclosed | 2,936.31      |
| Other Public Works                            |               | Total  |                | Balance December 31, 1969                  | 84,173.93     |
| <b>HEALTH and WELFARE</b>                     |               | <b>CAPITAL DEBT AUTHORIZED, DECEMBER 31, 1969</b>        |                | <b>TAX TITLE LIENS OUTSTANDING</b>         |               |
| Health Services Except Environmental          | 43,352.72     | <b>ISSUED AND UNISSUED</b>                               |                | Balance January 1, 1969                    | 162,668.04    |
| Welfare-Public Assistance                     | 38,185.00     | <b>SCHOOL</b>  |                | Transfers From Taxes                       | 26,986.20     |
| Hospitals, Clinics, First Aid                 | 13,100.00     | <b>GROSS DEBT</b>  | 13,226,000     | Redeemed in 1969                           | 37,238.69     |
| Animal, Insect, & Rodent Control              | 25,486.86     | <b>Self-liquidating</b>                                  | 1,775,675      | Cancelled, Abated or Adjusted (1969)       |               |
| Other Welfare Services                        |               | <b>Other</b>   | 166,971        | Transfers to Foreclosed Property           |               |
| <b>RECREATION and CONSERVATION</b>            |               | <b>Total</b>   | 15,168,646     | Balance December 31, 1969                  | 152,415.55    |
| Beaches and Boardwalks                        | 6,517.80      | <b>ISSUED AND OUTSTANDING</b>                            |                | <b>PROPERTY ACQUIRED BY DEED OR</b>        |               |
| Parks, Playgrounds, Shade Trees               | 7,275.00      | <b>SCHOOL</b>  |                | <b>FORECLOSURE</b>                         |               |
| Land Reclamation & Conservation               |               | <b>Self-Liquidating</b>                                  | 12,891,000.00  | Balance January 1, 1969                    | 49,069.54     |
| Other Recreational Services                   | 38,214.00     | <b>Other</b>   | 1,775,675.00   | Transfers From Taxes or Liens              |               |
| <b>EDUCATION (excluding schools)</b>          |               | <b>Total</b>   | 14,712,475.00  | Sale for Cash (1969)                       |               |
| Libraries                                     | 42,100.00     | <b>EQUALIZED VALUATION BASIS</b>                         |                | Cancelled, Abated or Adjusted (1969)       | 2,800.00      |
| Other Educational Services                    | 1,660,000.00  | <b>FOR NET DEBT COMPUTATION</b>                          | 260,610,238.67 | Balance December 31, 1969                  | 46,269.54     |
| <b>STATUTORY EXPENDITURES</b>                 |               | <b>1969 CAPITAL OUTLAY TOTAL</b>                         | 1,474,172.14   | <b>CURRENT FINANCES DECEMBER 31, 1969</b>  |               |
| Pensions & F.I.C.A.                           | 153,601.40    | <b>Beaches and Boardwalks</b>                            |                | <b>ASSETS</b>                              |               |
| Employee Fringe Benefits                      | 37,953.00     | <b>Parks and Playgrounds</b>                             | 10,574.00      | Cash Dec. 31, 1969                         | 2,723,263.88  |
| Other Statutory Expenditures                  |               | <b>Public Buildings and Grounds</b>                      | 238,080.13     | Taxes Receivable                           | 954,855.68    |
| <b>MUNICIPAL FUNCTIONS TOTAL</b>              | 4,913,945.16  | <b>Vehicular Equipment</b>                               | 5,829.14       | Tax Title Liens                            | 152,415.55    |
| <b>CAPITAL IMPROVEMENTS</b>                   | 701,434.54    | <b>Streets, Roads, Sidewalks, Storm Sewers</b>           | 602,479.78     | Foreclosed Property                        | 46,269.54     |
| <b>DEBT SERVICE</b>                           |               | <b>Sewer System</b>                                      |                | Emergencies & Other Deferred Charges       | 53,755.50     |
| Principal Payments                            | 93,000.00     | <b>Water Service</b>                                     | 540,178.75     | State Aid Receivable                       | 319,201.96    |
| Interest Payments                             | 18,830.00     | <b>Other Utilities</b>                                   |                | Other Receivables                          | 66,466.73     |
| <b>TYPE I SCHL DEBT *MEMO</b>                 | 40,180.00     | <b>Hospitals and Clinics</b>                             |                | <b>Total</b>                               | 4,316,228.84  |
| <b>DEFERRED CHARGES</b>                       | 180,815.06    | <b>Garbage and Trash Disposal Facilities</b>             | 3,160.00       | <b>LIABILITIES</b>                         |               |
| <b>SCHOOL, COUNTY, SPECIAL DISTRICT TAXES</b> | 9,558,823.11  | <b>Health Equipment</b>                                  | 4,480.00       | Cash Liabilities                           | 941,818.01    |
| <b>RESERVE FOR UNCOLLECTED TAXES</b>          | 1,185,246.56  | <b>Library and Education Facilities</b>                  |                | Reserves for Receivables                   | 1,220,007.50  |
|   |               | <b>Conservation and Recreation</b>                       |                | Surplus Dec. 31, 1969                      | 2,154,403.33  |
| <b>EXPENDITURES TOTAL</b>                     | 16,652,094.43 | <b>Other Expenditures</b>                                | 69,390.34      | <b>Total</b>                               | 4,316,228.84  |

\*ABOVE DEBT SERVICE INCLUDES TYPE I SCHOOL DEBT

# SOMERSET COUNTY

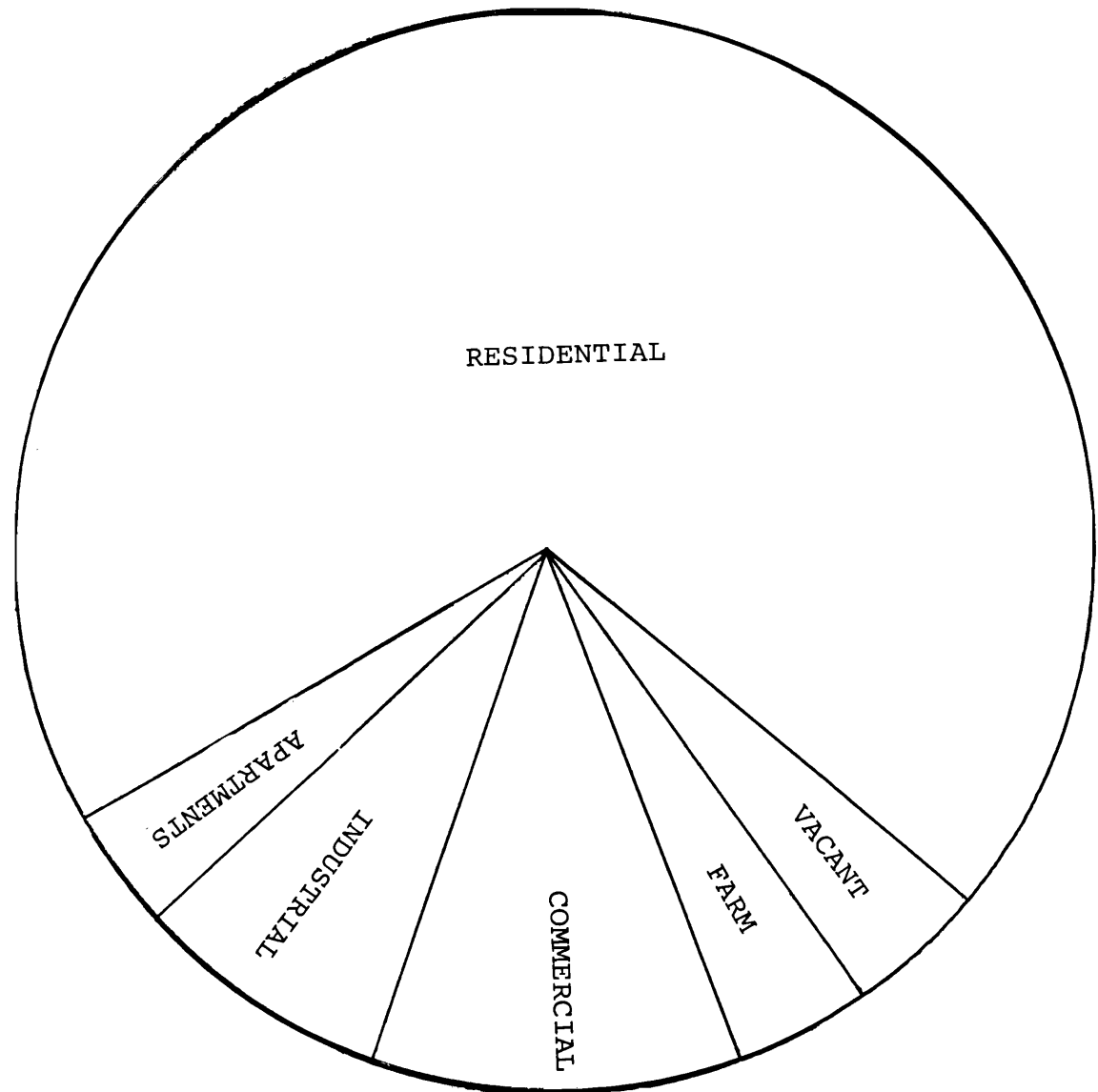
## DISTRIBUTION OF RATABLES

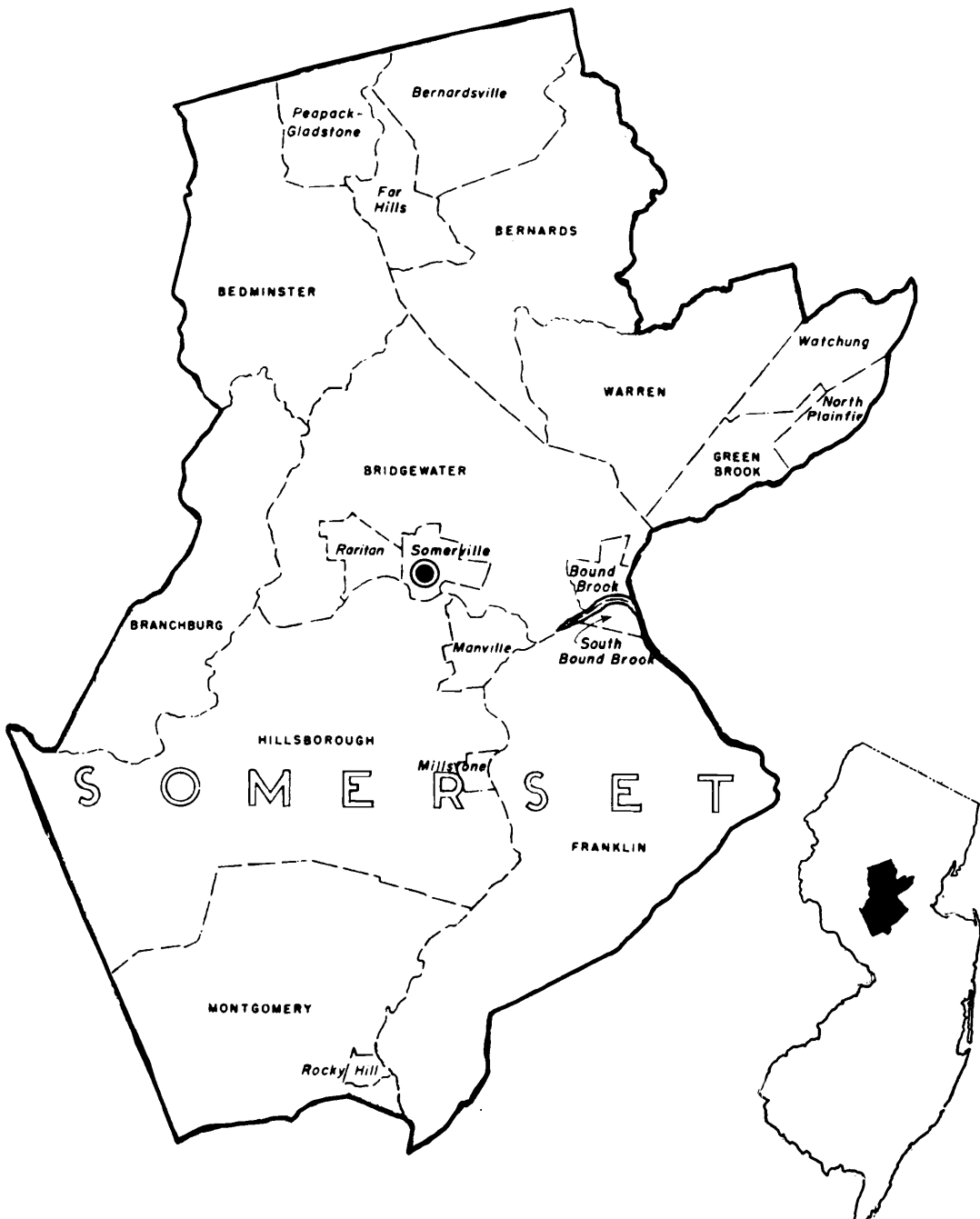
### PERCENTAGE DISTRIBUTION OF RATABLES

|             |      |
|-------------|------|
| Vacant      | 4.1  |
| Residential | 69.4 |
| Farm        | 3.9  |
| Commercial  | 11.5 |
| Industrial  | 7.8  |
| Apartments  | 3.3  |

### NUMBER OF PARCELS

|             |        |
|-------------|--------|
| Vacant      | 10,354 |
| Residential | 43,378 |
| Farm        | 2,000  |
| Commercial  | 2,209  |
| Industrial  | 189    |
| Apartments  | 141    |





## SOMERSET COUNTY

### COUNTY SEAT: SOMERVILLE

|  |               |
|--|---------------|
| Population, 1960                           | 143,913       |
| Population, 1969 Est.                      | 201,650       |
| Land Area (Sq. Mi.)                        | 305.1         |
| Net Valuation Taxable                      | 684,664,170   |
| State Equalized Valuation                  | 1,684,889,947 |
| Tax Levy (With Bank Stock Tax)             | 7,999,681     |
| Bond Ratings: Moody-Aa; Standard & Poor-AA |               |

1800

Population 1960 143,913  
 Population 1969 201,650  
 S & P Rating AA  
 Moody Rating AA  
 Land Area 305.10 Sq. Miles

## SOMERSET COUNTY

Net Valuation Taxable 684,664,170

Net Valuation on Which County Taxes  
 are apportioned: 1,136,308,488

## PER CAPITA:

Gross Debt 59.96  
 Net Debt 59.96  
 Debt Service .83  
 Total Tax Levy 39.30  
 County Functions 45.82

## PER CENT:

Gross Debt .78  
 Net Debt .78

| 1969 EXPENDITURES                    |            | 1969 EXPENDITURES (cont'd.)                       |                     | 1969 REVENUES REALIZED                    |                      |
|--------------------------------------|------------|---|---------------------|---|----------------------|
| <b>GENERAL GOVERNMENT</b>            |            | <b>EDUCATION (excluding schools)</b>              |                     | <b>1969 Property Taxes</b>                | <b>7,523,919.94</b>  |
| Governing Body and Public Boards     | 40,500.00  | County Superintendent of Schools                  | 44,916.00           | Collateral Inheritance Tax                | 49,129.27            |
| Clerk (County and Register)          | 131,492.00 | Vocational Schools                                | 650,000.00          | Financial Business Tax                    |                      |
| Financial Administration             | 124,216.57 | County College                                    | 705,186.00          | Franchise Tax                             |                      |
| Board of Taxation: Tax Assessment    | 50,260.00  | County Extension Services                         | 58,028.00           | Bank Stock Tax                            | 75,761.06            |
| Planning, Housing, Development       | 139,642.01 | Libraries   |                     | Other Miscellaneous Tax                   |                      |
| Human Resources                      | 26,000.00  | Other Educational Services                        | 50,000.00           | State Aid Revenues                        | 379,935.10           |
| Elections                            | 162,327.13 | <b>STATUTORY EXPENDITURES</b>                     |                     | Federal Aid Revenues                      |                      |
| Other General Administration         | 240,614.60 | Pensions & F.I.C.A.                               | 414,971.43          | Institutional Revenues                    | 102,164.63           |
| <b>JUDICIARY</b>                     |            | Employee Fringe Benefits                          | 27,600.00           | Courts                                    | 25,767.40            |
| County Courts                        | 264,376.00 | Other Statutory Expenditures                      |                     | County Clerk & Register                   | 286,863.43           |
| District Courts                      | 53,636.00  |   |                     | Surrogate                                 | 45,071.03            |
| Juvenile Courts                      |            |   |                     | Sheriff                                   | 48,020.56            |
| Superior Court                       |            | <b>COUNTY FUNCTIONS</b>                           | <b>8,608,961.48</b> | Other Miscellaneous Revenues              | 356,125.95           |
| Jury Commission                      | 59,880.00  | <b>CAPITAL IMPROVEMENTS</b>                       | <b>100,000.00</b>   | 1969 REVENUES                             | <b>9,292,758.37</b>  |
| Law Library                          | 11,300.00  | <b>DEBT SERVICE</b>                               |                     | Prior Years Surplus Appropriated          | 750,000.00           |
| Prosecutor's Office                  | 221,537.58 | Principal Payments                                | 325,000.00          | <b>BUDGET REVENUES</b>                    | <b>10,042,758.37</b> |
| Surrogate's Office                   | 50,446.00  | Interest Payments                                 | 166,533.50          |   |                      |
| Probation Office                     | 253,095.69 |   |                     |   |                      |
| Other Judicial                       |            | <b>DEFERRED CHARGES</b>                           | <b>38,348.57</b>    | <b>CURRENT FINANCES DECEMBER 31, 1969</b> |                      |
| <b>PUBLIC SAFETY</b>                 |            | <b>RESERVE FOR UNCOLLECTED TAXES</b>              |                     | <b>ASSETS</b>                             |                      |
| Police                               |            |   |                     | Cash Dec. 31, 1969                        | 183,766.00           |
| Sheriff's Office                     | 145,553.00 | <b>EXPENDITURES</b>                               | <b>9,238,843.55</b> | Taxes Receivable                          |                      |
| Civil Defense & Disaster Control     | 5,270.00   |   |                     | Emergencies and Other Deferred Charges    |                      |
| Environmental Inspection & Control   | 1,000.00   |   |                     | State Aid Receivable                      | 2,539,147.28         |
| Weights & Measures                   | 32,056.00  | <b>CAPITAL DEBT AUTHORIZED, DECEMBER 31, 1969</b> |                     | Other Receivable                          | 174,692.42           |
| Correctional & Penal                 | 216,275.00 | <b>ISSUED AND UNISSUED</b>                        |                     | <b>ASSETS</b>                             | <b>2,897,605.70</b>  |
| Other Public Safety                  |            | School  |                     | <b>LIABILITIES</b>                        |                      |
| <b>PUBLIC WORKS</b>                  |            | Self-liquidating                                  |                     | Cash Liabilities                          | 1,257,108.81         |
| Roads & Bridges, Streets, Drainage   |            | Other   | 12,090,468          | Reserves for Receivables                  | 174,692.42           |
| State Aid Motor Vehicle Fund         | 303,280.00 | Total   | 12,090,468          | Surplus Dec. 31, 1969                     | 1,465,804.47         |
| County Funds                         | 858,091.00 | <b>ISSUED AND OUTSTANDING</b>                     |                     | <b>LIABILITIES</b>                        | <b>2,897,605.70</b>  |
| Other Roads & Bridges                |            | School  |                     |   |                      |
| Public Bldgs. & Grounds              | 254,745.00 | Self-liquidating                                  |                     |   |                      |
| Other Public Works                   |            | Other   |                     |   |                      |
| <b>HEALTH &amp; WELFARE</b>          |            | Total   | 5,081,000.00        |   |                      |
| County Health Department             | 27,637.49  | Equalized Valuation Basis                         |                     |   |                      |
| Mental Health Activities             | 516,052.29 | for Net Debt Computation                          | 1,556,793,994.33    |   |                      |
| Tubercular Patient Care              | 52,640.78  | <b>1969 CAPITAL OUTLAY</b>                        | <b>1,007,560.06</b> |   |                      |
| County Hospitals, Homes              |            | Beaches and Boardwalks                            |                     |   |                      |
| County Aid to Hospitals              | 337,043.86 | Parks and Playgrounds                             | 450,323.18          |   |                      |
| Health Clinics                       | 15,755.00  | Public Buildings and Grounds                      | 72,374.84           |   |                      |
| Mosquito Extermination               | 107,500.00 | Vehicular Equipment                               |                     |   |                      |
| Health Services Except Environmental | 10,500.00  | Streets, Roads, Sidewalks, Storm Sewers           | 226,787.04          |   |                      |
| County Welfare Board - Welfare       | 720,701.45 | Sewer System                                      |                     |   |                      |
| Child Welfare                        | 126,116.00 | Water System                                      |                     |   |                      |
| Other Welfare Services               | 6,300.00   | Other Utilities                                   |                     |   |                      |
| <b>RECREATION AND CONSERVATION</b>   |            | Hospitals and Clinics                             |                     |   |                      |
| Parks, Playgrounds, Shade Trees      | 641,667.00 | Garbage and Trash Disposal Facilities             |                     |   |                      |
| Land Reclamation & Conservation      | 500.00     | Health Equipment                                  |                     |   |                      |
| Other Recreational Services          |            | Library and Education Facilities                  | 258,075.00          |   |                      |
|                                      |            | Conservation and Recreation                       |                     |   |                      |
|                                      |            | Other Expenditures                                |                     |   |                      |

State Equalized Value 1,673,959,119

State Equalized  
General Tax Rate: 3.01

Gross Debt 432.72  
Net Debt 120.58  
Debt Service 3.55  
Total Tax Levy 249.51  
Municipal Expenditures 105.98

Gross Debt 5.60  
Net Debt 1.56  
Tax Levy Collected 96.10  
Tax Levy Cancelled, Abated or Adjusted .26

| 1969 EXPENDITURES                      |               | 1969 REVENUES                         |               | 1969 PROPERTY TAX                  |                    |
|--|---------------|---------------------------------------|---------------|------------------------------------|--------------------|
| <b>GENERAL GOVERNMENT</b>              |               |                                       |               | <b>STATE EQUALIZED TAX RATE</b>    |                    |
| Governing Body & Public Boards         | 14,127.00     | 1969 — Property Taxes Collected       | 48,469,277.94 | Local District School Taxes        | 1.58 26,461,905.31 |
| Municipal Clerk                        | 29,198.00     | 1969 Payments in Lieu of Taxes        | 63,528.08     | Regional & Consolidated School Tax | .49 8,243,676.92   |
| Financial Administration               | 491,634.58    | Delinquent Tax & Lien Collections     | 1,818,731.05  | School Taxes in Municipal Budget   |                    |
| Assessment of Taxes                    | 268,555.97    | Business Personalty Replacement Taxes | 3,404,086.00  | County Taxes                       | .47 7,923,919.94   |
| Collection of Taxes                    | 272,349.55    | Taxes from Public Utilities           | 3,757,390.41  | County Library Taxes               | .02 367,350.05     |
| Planning, Housing & Development        | 211,767.66    | Other Miscellaneous Tax Revenues      | 4,497.60      | Local Municipal Purpose Taxes      | .38 6,359,274.43   |
| Human Resources                        | 2,650.00      | State Aid Revenues                    | 1,082,546.42  | Veteran & Senior Citizen Taxes     | .06 993,610.00     |
| Elections                              | 28,984.00     | Federal Aid Revenues                  | 2,100.00      | Total Taxes for Rate Computation   | 3.00 50,349,736.65 |
| General Administration (other)         | 1,312,053.31  | Sale of Acquired Property             | 28,721.65     | Special District Taxes             |                    |
| <b>JUDICIARY</b>                       |               | Other Miscellaneous Revenues          | 2,102,958.70  | Bank Stock Taxes                   | 75,761.06          |
| Municipal Courts                       | 156,119.60    | 1969 Revenues                         | 60,733,837.85 | Added and Omitted Taxes            | 738,753.14         |
| <b>PUBLIC SAFETY</b>                   |               | Prior Years Surplus Appropriated      | 3,742,800.00  | Total Taxes Levied - ABSTRACT      | 50,313,878.85      |
| Fire Protection                        | 859,695.10    | REVENUES                              | 64,476,637.85 |                                    | 50,438,565.38      |
| Police Protection                      | 3,123,760.18  |                                       |               |                                    | 48,469,277.94      |
| Civil Defense & Disaster Control       | 32,482.00     |                                       |               |                                    | 130,556.74         |
| Environmental Inspection & Control     | 211,226.15    |                                       |               |                                    | 85,255.17          |
| Other Public Safety                    |               |                                       |               |                                    | 1,753,475.53       |
| <b>PUBLIC WORKS</b>                    |               |                                       |               |                                    |                    |
| Streets and Drainage                   | 2,913,689.07  |                                       |               |                                    |                    |
| Sewers and Sewage Processing           | 683,871.10    |                                       |               |                                    |                    |
| Garbage and Trash Disposal             | 275,906.95    |                                       |               |                                    |                    |
| Public Buildings and Grounds           | 430,813.45    |                                       |               |                                    |                    |
| Other Public Works                     | 181,074.00    |                                       |               |                                    |                    |
| <b>HEALTH and WELFARE</b>              |               |                                       |               |                                    |                    |
| Health Services Except Environmental   | 307,433.33    |                                       |               |                                    |                    |
| Welfare-Public Assistance              | 105,472.00    |                                       |               |                                    |                    |
| Hospitals, Clinics, First Aid          | 44,838.00     |                                       |               |                                    |                    |
| Animal, Insect, & Rodent Control       | 1,350.00      |                                       |               |                                    |                    |
| Other Welfare Services                 |               |                                       |               |                                    |                    |
| <b>RECREATION and CONSERVATION</b>     |               |                                       |               |                                    |                    |
| Beaches and Boardwalks                 |               |                                       |               |                                    |                    |
| Parks, Playgrounds, Shade Trees        | 319,589.11    |                                       |               |                                    |                    |
| Land Reclamation & Conservation        | 51,050.00     |                                       |               |                                    |                    |
| Other Recreational Services            | 228,217.00    |                                       |               |                                    |                    |
| <b>EDUCATION (excluding schools)</b>   |               |                                       |               |                                    |                    |
| Libraries                              | 340,755.00    |                                       |               |                                    |                    |
| Other Educational Services             | 826,642.73    |                                       |               |                                    |                    |
| <b>STATUTORY EXPENDITURES</b>          |               |                                       |               |                                    |                    |
| Pensions & F.I.C.A.                    | 820,001.87    |                                       |               |                                    |                    |
| Employee Fringe Benefits               | 159,996.86    |                                       |               |                                    |                    |
| Other Statutory Expenditures           |               |                                       |               |                                    |                    |
| <b>MUNICIPAL FUNCTIONS</b>             |               |                                       |               |                                    |                    |
| CAPITAL IMPROVEMENTS                   | 14,745,303.57 |                                       |               |                                    |                    |
| DEBT SERVICE                           | 2,096,700.00  |                                       |               |                                    |                    |
| Principal Payments                     | 394,500.00    |                                       |               |                                    |                    |
| Interest Payments                      | 321,236.32    |                                       |               |                                    |                    |
| TYPE I SCHL DEBT *MEMO                 |               |                                       |               |                                    |                    |
| DEFERRED CHARGES                       | 390,006.94    |                                       |               |                                    |                    |
| SCHOOL, COUNTY, SPECIAL DISTRICT TAXES | 43,140,090.22 |                                       |               |                                    |                    |
| RESERVE FOR UNCOLLECTED TAXES          | 3,423,684.48  |                                       |               |                                    |                    |
| <b>EXPENDITURES</b>                    |               |                                       |               |                                    |                    |
| TOTAL                                  | 64,511,521.53 |                                       |               |                                    |                    |

\*ABOVE DEBT SERVICE INCLUDES TYPE I SCHOOL DEBT

# SUSSEX COUNTY

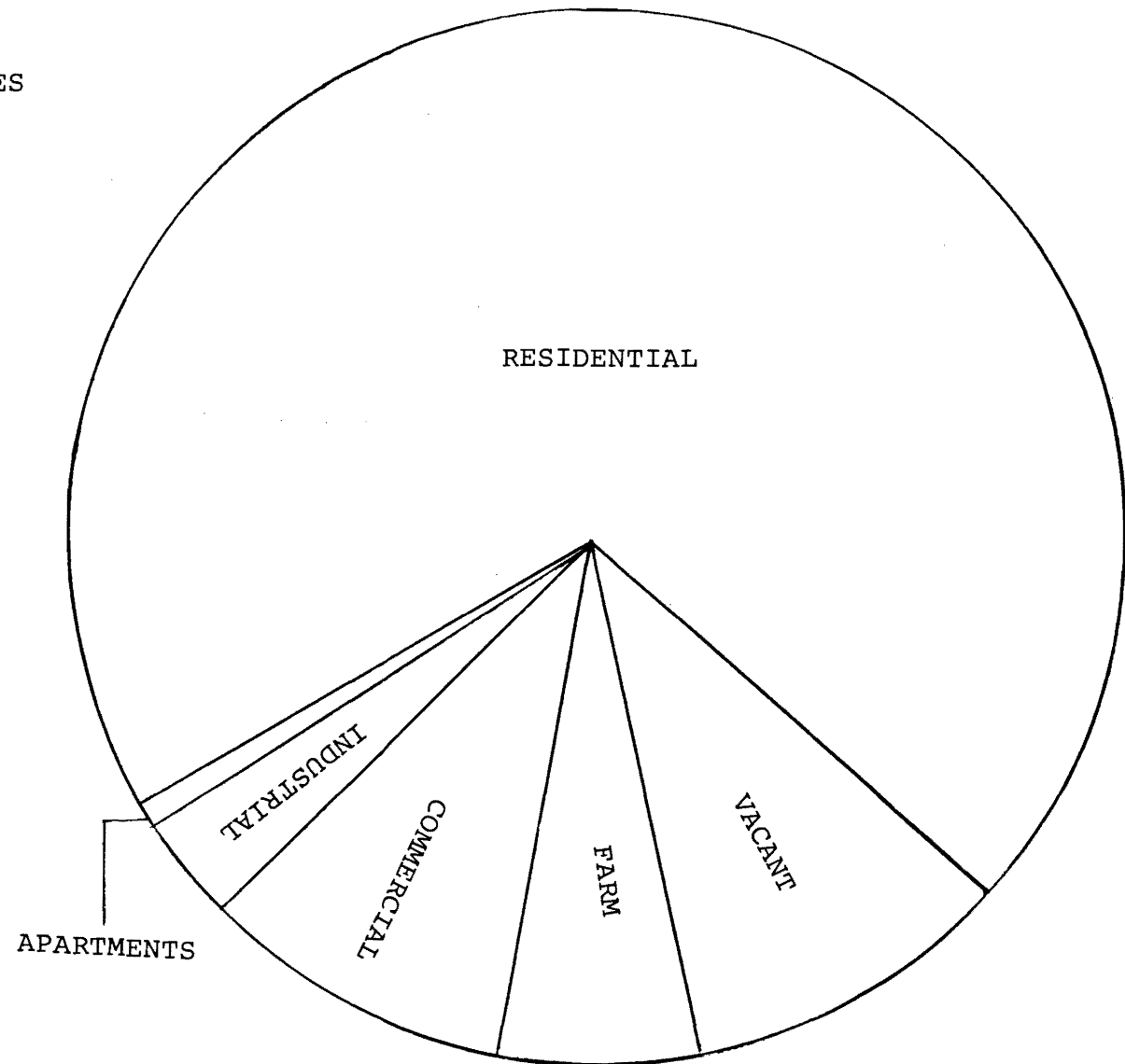
## DISTRIBUTION OF RATABLES

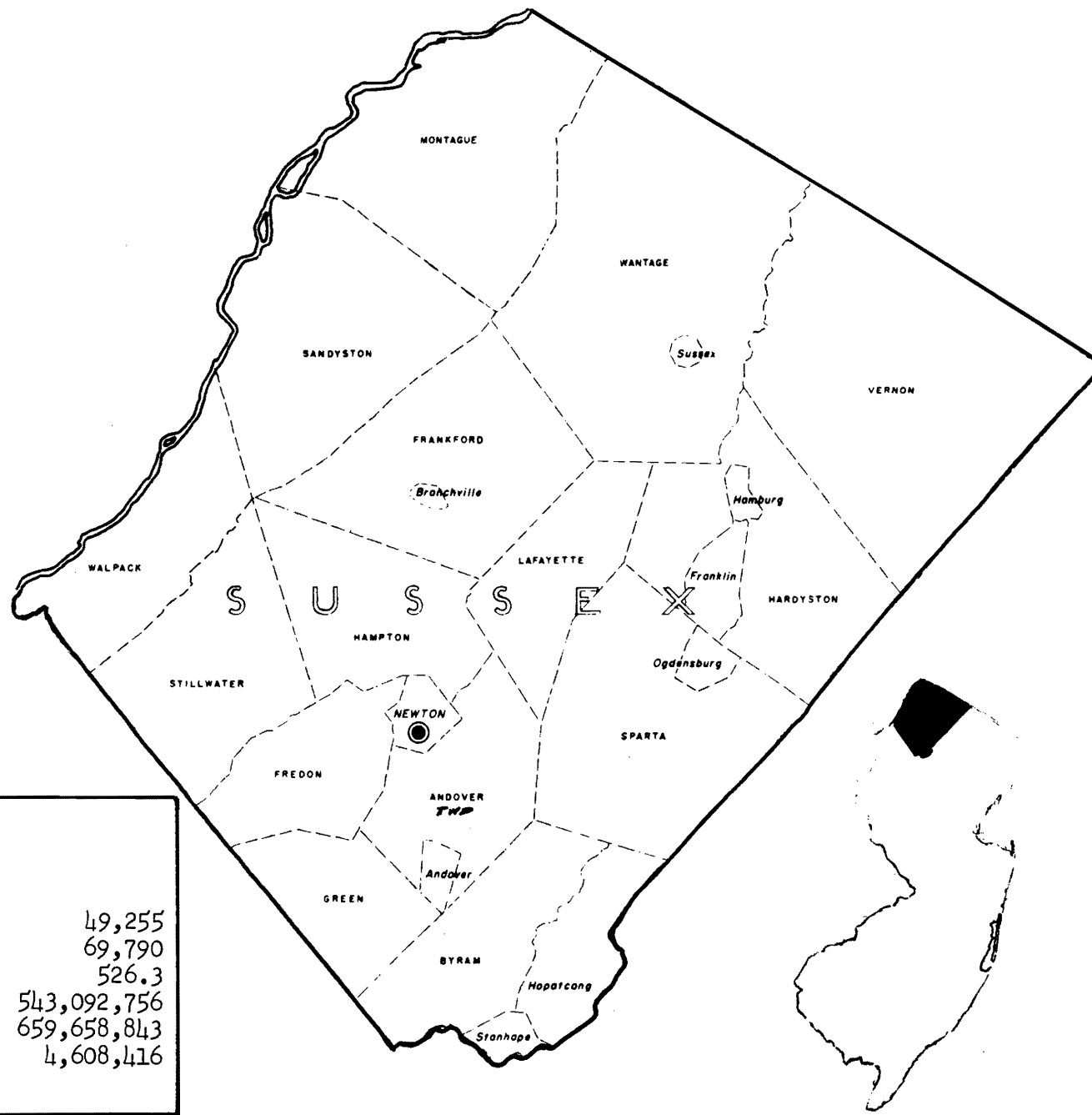
### PERCENTAGE DISTRIBUTION OF RATABLES

|             |      |
|-------------|------|
| Vacant      | 9.9  |
| Residential | 69.9 |
| Farm        | 6.4  |
| Commercial  | 9.8  |
| Industrial  | 3.4  |
| Apartments  | .6   |

### NUMBER OF PARCELS

|             |        |
|-------------|--------|
| Vacant      | 27,449 |
| Residential | 28,302 |
| Farm        | 3,305  |
| Commercial  | 1,463  |
| Industrial  | 91     |
| Apartments  | 32     |





## SUSSEX COUNTY

COUNTY SEAT: NEWTON

|                                |             |
|--------------------------------|-------------|
| Population, 1960               | 49,255      |
| Population, 1969 Est.          | 69,790      |
| Land Area (Sq. Mi.)            | 526.3       |
| Net Valuation Taxable          | 543,092,756 |
| State Equalized Valuation      | 659,658,843 |
| Tax Levy (With Bank Stock Tax) | 4,608,416   |
| Bond Ratings:                  | No Rating   |

1900

Population 1960 49,255  
Population 1969 69,790

Moody Rating  
Land Area 526.30 Sq. Miles

## SUSSEX COUNTY

Net Valuation Taxable 543,092,756

Net Valuation on Which County Taxes  
are apportioned: 558,857,045

## PER CAPITA:

Gross Debt 74.72  
Net Debt 71.12  
Debt Service 1.07  
Total Tax Levy 65.56  
County Functions: 88.67

## PER CENT:

Gross Debt .86  
Net Debt .82

| 1969 EXPENDITURES                    |              | 1969 EXPENDITURES (cont'd.)                           |                | 1969 REVENUES REALIZED                    |              |
|--------------------------------------|--------------|---|----------------|---|--------------|
| <b>GENERAL GOVERNMENT</b>            |              |   |                |   |              |
| Governing Body and Public Boards     | 51,596.08    | EDUCATION (excluding schools)                         |                | 1969 Property Taxes                       | 4,575,569.94 |
| Clerk (County and Register)          | 129,726.52   | County Superintendent of Schools                      | 25,984.26      | Collateral Inheritance Tax                |              |
| Financial Administration             | 68,821.47    | Vocational Schools                                    | 355,617.00     | Financial Business Tax                    |              |
| Board of Taxation: Tax Assessment    | 28,613.25    | County College  |                | Franchise Tax                             | 7,146.75     |
| Planning, Housing, Development       | 54,272.70    | County Extension Services                             | 42,640.29      | Bank Stock Tax                            | 32,846.32    |
| Human Resources                      |              | Libraries   |                | Other Miscellaneous Tax                   |              |
| Elections                            | 77,522.75    | Other Educational Services                            | 23,400.00      | State Aid Revenues                        | 600,830.84   |
| Other General Administration         | 16,624.80    | <b>STATUTORY EXPENDITURES</b>                         |                | Federal Aid Revenues                      | 1,401.84     |
| <b>JUDICIARY</b>                     |              | Pensions & F.I.C.A.                                   | 267,535.00     | Institutional Revenues                    | 275,022.83   |
| County Courts                        | 57,442.00    | Employee Fringe Benefits                              | 113,202.10     | Courts                                    | 13,171.15    |
| District Courts                      | 35,691.66    | Other Statutory Expenditures                          |                | County Clerk & Register                   | 179,624.09   |
| Juvenile Courts                      |              |   |                | Surrogate                                 | 17,520.02    |
| Superior Court                       |              | <b>COUNTY FUNCTIONS</b>                               | 5,634,996.48   | Sheriff                                   | 17,141.16    |
| Jury Commission                      | 20,845.56    | <b>CAPITAL IMPROVEMENTS</b>                           | 110,000.00     | Other Miscellaneous Revenues              | 214,213.93   |
| Law Library                          | 3,900.00     | <b>DEBT SERVICE</b>                                   |                | 1969 REVENUES                             | 5,934,488.87 |
| Prosecutor's Office                  | 44,904.00    | Principal Payments                                    | 74,722.50      | Prior Years Surplus Appropriated          | 425,000.00   |
| Surrogate's Office                   | 31,638.00    | Interest Payments                                     |                | <b>BUDGET REVENUES</b>                    | 6,359,488.87 |
| Probation Office                     | 102,185.54   |   |                |   |              |
| Other Judicial                       | 5,000.00     | <b>DEFERRED CHARGES</b>                               | 368,273.10     |   |              |
| <b>PUBLIC SAFETY</b>                 |              | <b>RESERVE FOR UNCOLLECTED TAXES</b>                  |                | <b>CURRENT FINANCES DECEMBER 31, 1969</b> |              |
| Police                               |              |   |                | <b>ASSETS</b>                             |              |
| Sheriff's Office                     | 37,570.28    | <b>EXPENDITURES</b>                                   | 6,187,992.08   | Cash Dec. 31, 1969                        | 1,005,989.10 |
| Civil Defense & Disaster Control     | 41,243.60    |   |                | Taxes Receivable                          |              |
| Environmental Inspection & Control   |              | <b>CAPITAL DEBT AUTHORIZED, DECEMBER 31, 1969</b>     |                | Emergencies and Other Deferred Charges    | 131,000.00   |
| Weights & Measures                   | 51,160.67    | <b>ISSUED AND UNISSUED</b>                            |                | State Aid Receivable                      | 39,655.98    |
| Correctional & Penal                 | 73,234.51    | School  |                | Other Receivable                          | 146,648.01   |
| Other Public Safety                  |              | Self-liquidating                                      |                | <b>ASSETS</b>                             | 1,323,293.09 |
| <b>PUBLIC WORKS</b>                  |              | Other   |                | <b>LIABILITIES</b>                        |              |
| Roads & Bridges, Streets, Drainage   |              | Total   | 5,215,000      | Cash Liabilities                          | 429,937.04   |
| State Aid Motor Vehicle Fund         | 335,664.11   |   | 5,215,000      | Reserves for Receivables                  | 146,648.01   |
| County Funds                         | 1,681,165.18 | <b>ISSUED AND OUTSTANDING</b>                         |                | Surplus Dec. 31, 1969                     | 746,708.04   |
| Other Roads & Bridges                | 196,037.41   | School  |                | <b>LIABILITIES</b>                        | 1,323,293.09 |
| Public Bldgs. & Grounds              | 130,162.17   | Self-liquidating                                      |                |   |              |
| Other Public Works                   |              | Other   |                |   |              |
| <b>HEALTH &amp; WELFARE</b>          |              | Total   | 1,825,000.00   |   |              |
| County Health Department             | 76,350.51    |   | 1,825,000.00   |   |              |
| Mental Health Activities             | 350,462.27   | Equalized Valuation Basis<br>for Net Debt Computation | 606,191,679.65 |   |              |
| Tubercular Patient Care              | 1,000.00     |   |                |   |              |
| County Hospitals, Homes              | 359,265.04   | <b>1969 CAPITAL OUTLAY</b>                            | 632,978.36     |   |              |
| County Aid to Hospitals              | 68,573.20    | Beaches and Boardwalks                                |                |   |              |
| Health Clinics                       | 5,000.00     | Parks and Playgrounds                                 | 265,241.62     |   |              |
| Mosquito Extermination               | 3,000.00     | Public Buildings and Grounds                          |                |   |              |
| Health Services Except Environmental | 137,646.51   | Vehicular Equipment                                   |                |   |              |
| County Welfare Board - Welfare       | 408,515.74   | Streets, Roads, Sidewalks, Storm Sewers               | 10,000.00      |   |              |
| Child Welfare                        | 65,012.70    | Sewer System  |                |   |              |
| Other Welfare Services               |              | Water System  |                |   |              |
| <b>RECREATION AND CONSERVATION</b>   |              | Other Utilities                                       | 316,682.85     |   |              |
| Parks, Playgrounds, Shade Trees      | 1,200.00     | Hospitals and Clinics                                 |                |   |              |
| Land Reclamation & Conservation      | 500.00       | Garbage and Trash Disposal Facilities                 |                |   |              |
| Other Recreational Services          | 260.00       | Health Equipment                                      | 41,053.89      |   |              |
|                                      |              | Library and Education Facilities                      |                |   |              |
|                                      |              | Conservation and Recreation                           |                |   |              |
|                                      |              | Other Expenditures                                    |                |   |              |



1999

## SUMMARY - SUSSEX COUNTY MUNICIPALITIES

State Equalized Value 642,648,009

State Equalized  
General Tax Rate: 3.42

## PER CAPITA:

Gross Debt 275.13  
Net Debt 37.32  
Debt Service 1.16  
Total Tax Levy 312.60  
Municipal Expenditures 119.39

## PER CENT:

Gross Debt 3.17  
Net Debt .43  
Tax Levy Collected 88.94  
Tax Levy Cancelled, Abated or Adjusted .08

| 1969 EXPENDITURES                      |                      | 1969 REVENUES                          |               | 1969 PROPERTY TAX                  |               |
|--|----------------------|--|---------------|------------------------------------|---------------|
| <b>GENERAL GOVERNMENT</b>              |                      | <b>1969 — Property Taxes Collected</b> |               | <b>STATE EQUALIZED TAX RATE</b>    |               |
| Governing Body & Public Boards         |                      | 1969 Payments in Lieu of Taxes         | 19,403,625.77 | Local District School Taxes        | 1.71          |
| Municipal Clerk                        |                      | Delinquent Tax & Lien Collections      | 1,682,618.82  | Regional & Consolidated School Tax | .43           |
| Financial Administration               | 225,084.72           | Business Personality Replacement Taxes | 742,592.00    | School Taxes in Municipal Budget   | .01           |
| Assessment of Taxes                    | 234,748.91           | Taxes from Public Utilities            | 904,410.12    | County Taxes                       | .71           |
| Collection of Taxes                    | 157,474.49           | Other Miscellaneous Tax Revenues       | 50,661.45     | County Library Taxes               | .03           |
| Planning, Housing & Development        | 77,694.24            | State Aid Revenues                     | 445,814.48    | Local Municipal Purpose Taxes      | .47           |
| Human Resources                        | 2,750.00             | Federal Aid Revenues                   |               | Veteran & Senior Citizen Taxes     | .06           |
| Elections                              | 15,857.01            | Sale of Acquired Property              | 4,761.78      | Total Taxes for Rate Computation   | 3.42          |
| General Administration (other)         | 521,954.16           | Other Miscellaneous Revenues           | 785,330.85    | Special District Taxes             | 5,982.01      |
| <b>JUDICIARY</b>                       |                      | 1969 Revenues                          | 24,019,815.27 | Bank Stock Taxes                   | 32,846.32     |
| Municipal Courts                       | 51,715.72            | Prior Years Surplus Appropriated       | 1,577,200.00  | Added and Omitted Taxes            | 210,101.68    |
| <b>PUBLIC SAFETY</b>                   |                      | <b>REVENUES</b>                        | <b>TOTAL</b>  | Total Taxes Levied - ABSTRACT      | 21,816,442.83 |
| Fire Protection                        | 166,772.42           |  | 25,597,015.27 |                                    | 21,817,164.19 |
| Police Protection                      | 646,166.97           |  |               |                                    | 19,403,625.77 |
| Civil Defense & Disaster Control       | 13,776.24            |  |               |                                    | 17,811.97     |
| Environmental Inspection & Control     | 61,270.56            |  |               |                                    | 26,343.28     |
| Other Public Safety                    |                      |  |               |                                    | 2,369,383.17  |
| <b>PUBLIC WORKS</b>                    |                      |  |               |                                    |               |
| Streets and Drainage                   | 1,538,068.30         |  |               |                                    |               |
| Sewers and Sewage Processing           | 5,320.00             |  |               |                                    |               |
| Garbage and Trash Disposal             | 222,127.26           |  |               |                                    |               |
| Public Buildings and Grounds           | 131,024.62           |  |               |                                    |               |
| Other Public Works                     |                      |  |               |                                    |               |
| <b>HEALTH and WELFARE</b>              |                      |  |               |                                    |               |
| Health Services Except Environmental   | 69,868.87            |  |               |                                    |               |
| Welfare-Public Assistance              | 24,605.00            |  |               |                                    |               |
| Hospitals, Clinics, First Aid          | 16,050.00            |  |               |                                    |               |
| Animal, Insect, & Rodent Control       | 23,591.75            |  |               |                                    |               |
| Other Welfare Services                 |                      |  |               |                                    |               |
| <b>RECREATION and CONSERVATION</b>     |                      |  |               |                                    |               |
| Beaches and Boardwalks                 | 1,474.00             |  |               |                                    |               |
| Parks, Playgrounds, Shade Trees        | 31,568.64            |  |               |                                    |               |
| Land Reclamation & Conservation        | 734.83               |  |               |                                    |               |
| Other Recreational Services            | 56,645.09            |  |               |                                    |               |
| <b>EDUCATION (excluding schools)</b>   |                      |  |               |                                    |               |
| Libraries                              | 53,865.00            |  |               |                                    |               |
| Other Educational Services             |                      |  |               |                                    |               |
| <b>STATUTORY EXPENDITURES</b>          |                      |  |               |                                    |               |
| Pensions & F.I.C.A.                    | 205,671.83           |  |               |                                    |               |
| Employee Fringe Benefits               | 94,239.60            |  |               |                                    |               |
| Other Statutory Expenditures           |                      |  |               |                                    |               |
| <b>MUNICIPAL FUNCTIONS</b>             |                      |  |               |                                    |               |
| <b>CAPITAL IMPROVEMENTS</b>            |                      |  |               |                                    |               |
| <b>DEBT SERVICE</b>                    |                      |  |               |                                    |               |
| Principal Payments                     | 61,021.00            |  |               |                                    |               |
| Interest Payments                      | 20,110.25            |  |               |                                    |               |
| TYPE I SCHL DEBT *MEMO                 | 25,750.00            |  |               |                                    |               |
| DEFERRED CHARGES                       | 275,278.77           |  |               |                                    |               |
| SCHOOL, COUNTY, SPECIAL DISTRICT TAXES | 18,547,136.60        |  |               |                                    |               |
| RESERVE FOR UNCOLLECTED TAXES          | 2,711,221.97         |  |               |                                    |               |
| <b>EXPENDITURES</b>                    |                      |  |               |                                    |               |
| <b>TOTAL</b>                           | <b>26,879,126.82</b> |  |               |                                    |               |

\*ABOVE DEBT SERVICE INCLUDES TYPE I SCHOOL DEBT

# UNION COUNTY

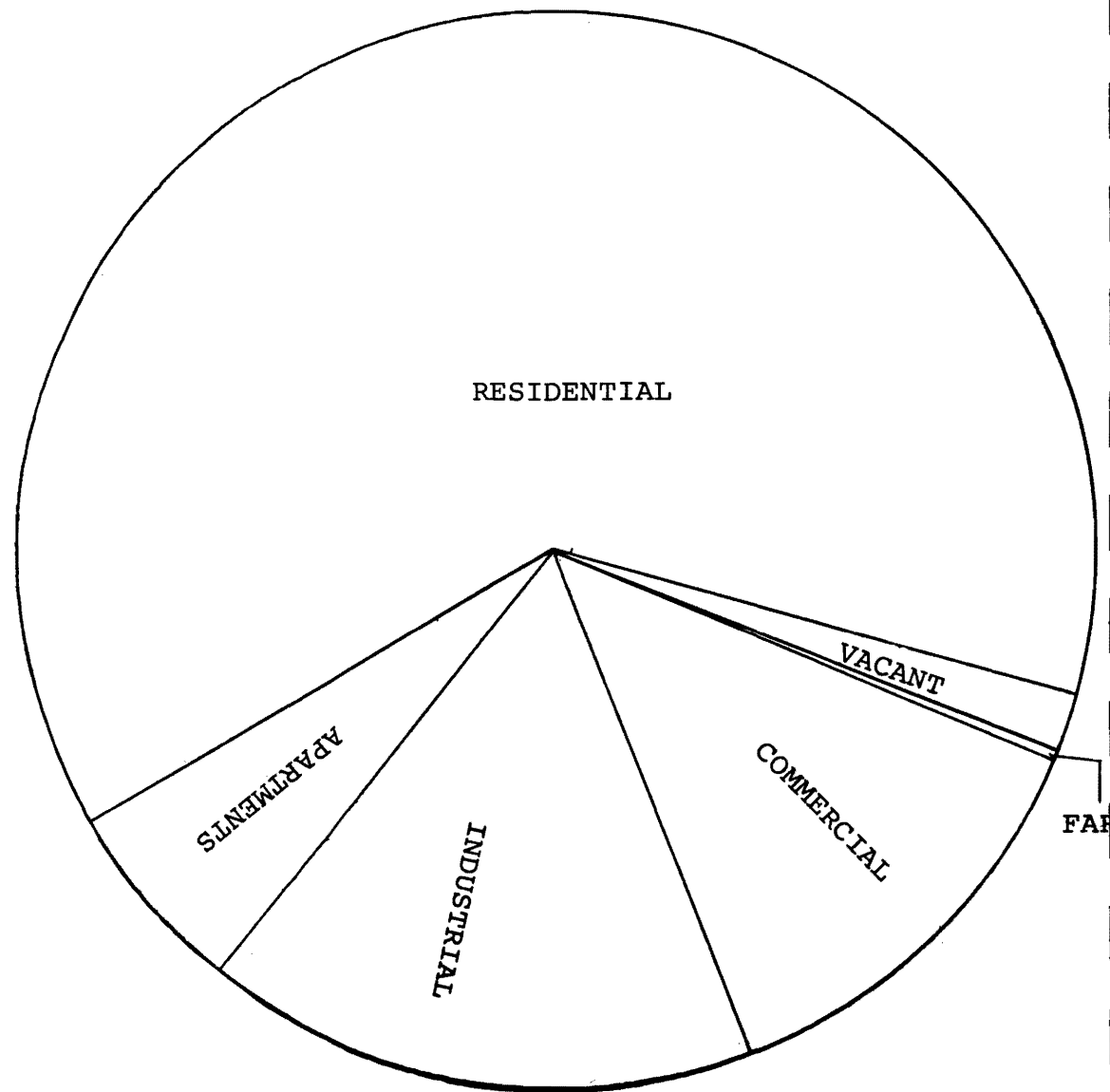
## DISTRIBUTION OF RATABLES

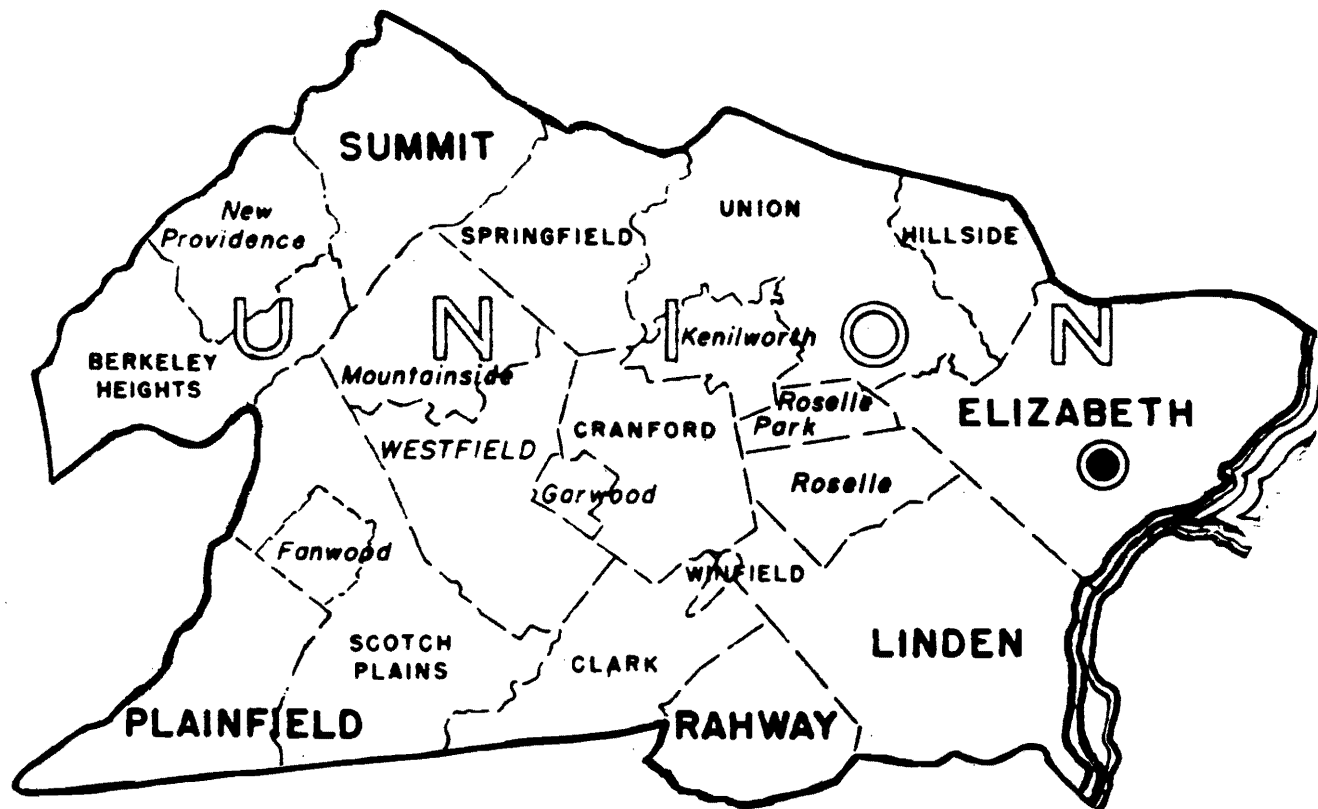
### PERCENTAGE DISTRIBUTION OF RATABLES

|             |      |
|-------------|------|
| Vacant      | 1.6  |
| Residential | 62.8 |
| Farm        | .1   |
| Commercial  | 12.8 |
| Industrial  | 16.7 |
| Apartments  | 6.0  |

### NUMBER OF PARCELS

|             |         |
|-------------|---------|
| Vacant      | 8,863   |
| Residential | 114,665 |
| Farm        | 78      |
| Commercial  | 7,309   |
| Industrial  | 1,503   |
| Apartments  | 961     |





## UNION COUNTY

### COUNTY SEAT: ELIZABETH

|  |               |
|--|---------------|
| Population, 1960                             | 504,255       |
| Population, 1969 Est.                        | 579,380       |
| Land Area (Sq. Mi.)                          | 103.39        |
| Net Valuation Taxable                        | 1,916,854,209 |
| State Equalized Valuation                    | 4,659,417,206 |
| Tax Levy (With Bank Stock Tax)               | 21,869,622    |
| Bond Ratings: Moody-Aa; Standard & Poor-None |               |



2000

Population 1960 504,255  
Population 1969 579,380

Moody Rating AA  
Land Area 103.39 Sq. Miles

## UNION COUNTY

Net Valuation Taxable 1,516,854,209

Net Valuation on Which County Taxes  
are apportioned: 4,552,605,671

## PER CAPITA:

Gross Debt 34.85  
Net Debt 34.54  
Debt Service 1.20  
Total Tax Levy 37.30  
County Functions: 44.97

## PER CENT:

Gross Debt .45  
Net Debt .45

| 1969 EXPENDITURES                    |              | 1969 EXPENDITURES (cont'd.)                           |                      | 1969 REVENUES REALIZED                    |                      |
|--------------------------------------|--------------|---|----------------------|---|----------------------|
| <b>GENERAL GOVERNMENT</b>            |              | <b>EDUCATION (excluding schools)</b>                  |                      | <b>1969 Property Taxes</b>                | <b>21,612,868.44</b> |
| Governing Body and Public Boards     | 344,855.00   | County Superintendent of Schools                      | 41,000.00            | Collateral Inheritance Tax                | 222,263.74           |
| Clerk (County and Register)          | 258,500.00   | Vocational Schools                                    | 468,000.00           | Financial Business Tax                    | 57,349.06            |
| Financial Administration             | 378,635.00   | County College  | 381,675.00           | Franchise Tax                             |                      |
| Board of Taxation: Tax Assessment    | 45,050.00    | County Extension Services                             | 70,100.00            | Bank Stock Tax                            | 256,753.56           |
| Planning, Housing, Development       | 160,620.00   | Libraries   |                      | Other Miscellaneous Tax                   |                      |
| Human Resources                      | 88,455.00    | Other Educational Services                            | 258,700.00           | State Aid Revenues                        | 558,454.85           |
| Elections                            | 547,150.00   | <b>STATUTORY EXPENDITURES</b>                         |                      | Federal Aid Revenues                      |                      |
| Other General Administration         | 211,715.16   | Pensions & F.I.C.A.                                   | 1,475,860.96         | Institutional Revenues                    | 2,024,085.49         |
| <b>JUDICIARY</b>                     |              | Employee Fringe Benefits                              | 215,000.00           | Courts                                    | 233,995.86           |
| County Courts                        | 1,666,195.00 | Other Statutory Expenditures                          |                      | County Clerk & Register                   | 641,171.60           |
| District Courts                      | 373,750.00   |   |                      | Surrogate                                 | 152,729.76           |
| Juvenile Courts                      | 130,400.00   |   |                      | Sheriff                                   | 166,688.10           |
| Superior Court                       |              | <b>COUNTY FUNCTIONS</b>                               | <b>23,832,409.68</b> | Other Miscellaneous Revenues              | 588,680.03           |
| Jury Commission                      | 34,200.00    | <b>CAPITAL IMPROVEMENTS</b>                           | <b>69,000.00</b>     | 1969 REVENUES                             | <b>26,515,040.49</b> |
| Law Library                          | 14,350.00    | <b>DEBT SERVICE</b>                                   |                      | Prior Years Surplus Appropriated          | 720,000.00           |
| Prosecutor's Office                  | 761,150.00   | Principal Payments                                    | 1,297,000.00         | <b>BUDGET REVENUES</b>                    | <b>27,235,040.49</b> |
| Surrogate's Office                   | 148,950.00   | Interest Payments                                     | 696,218.28           |   |                      |
| Probation Office                     | 718,756.00   |   |                      |   |                      |
| Other Judicial                       |              | <b>DEFERRED CHARGES</b>                               | <b>159,769.04</b>    | <b>CURRENT FINANCES DECEMBER 31, 1969</b> |                      |
| <b>PUBLIC SAFETY</b>                 |              | <b>RESERVE FOR UNCOLLECTED TAXES</b>                  |                      | <b>ASSETS</b>                             |                      |
| Police                               |              |   |                      | Cash Dec. 31, 1969                        | 3,567,142.59         |
| Sheriff's Office                     | 217,650.00   | <b>EXPENDITURES</b>                                   | <b>26,054,397.00</b> | Taxes Receivable                          |                      |
| Civil Defense & Disaster Control     | 42,400.00    |   |                      | Emergencies and Other Deferred Charges    | 40,300.00            |
| Environmental Inspection & Control   |              |   |                      | State Aid Receivable                      |                      |
| Weights & Measures                   | 63,075.00    | <b>CAPITAL DEBT AUTHORIZED, DECEMBER 31, 1969</b>     |                      | Other Receivable                          | 298,994.23           |
| Correctional & Penal                 | 839,506.21   | <b>ISSUED AND UNISSUED</b>                            |                      | <b>ASSETS</b>                             | <b>3,906,436.82</b>  |
| Other Public Safety                  |              | School  |                      | <b>LIABILITIES</b>                        |                      |
| <b>PUBLIC WORKS</b>                  |              | Self-liquidating                                      |                      | Cash Liabilities                          | 1,743,761.01         |
| Roads & Bridges, Streets, Drainage   |              | Other   | 20,190,517           | Reserves for Receivables                  | 298,994.23           |
| State Aid Motor Vehicle Fund         | 274,320.00   | Total   | 20,190,517           | Surplus Dec. 31, 1969                     | 1,863,681.58         |
| County Funds                         | 704,100.00   | <b>ISSUED AND OUTSTANDING</b>                         |                      | <b>LIABILITIES</b>                        | <b>3,906,436.82</b>  |
| Other Roads & Bridges                |              | School  |                      |   |                      |
| Public Bldgs. & Grounds              | 1,208,500.00 | Self-liquidating                                      |                      |   |                      |
| Other Public Works                   |              | Other   |                      |   |                      |
| <b>HEALTH &amp; WELFARE</b>          |              | Total   | 17,689,000.00        |   |                      |
| County Health Department             | 83,800.00    |   | 17,689,000.00        |   |                      |
| Mental Health Activities             | 2,293,500.00 | Equalized Valuation Basis<br>for Net Debt Computation | 4,482,907,595.67     |   |                      |
| Tubercular Patient Care              | 3,475,671.29 | <b>1969 CAPITAL OUTLAY</b>                            | <b>2,386,374.72</b>  |   |                      |
| County Hospitals, Homes              |              | Beaches and Boardwalks                                |                      |   |                      |
| County Aid to Hospitals              | 1,000,000.00 | Parks and Playgrounds                                 |                      |   |                      |
| Health Clinics                       |              | Public Buildings and Grounds                          | 1,348,181.02         |   |                      |
| Mosquito Extermination               | 312,872.00   | Vehicular Equipment                                   |                      |   |                      |
| Health Services Except Environmental | 114,500.00   | Streets, Roads, Sidewalks, Storm Sewers               | 835,254.85           |   |                      |
| County Welfare Board - Welfare       | 2,293,000.00 | Sewer System  |                      |   |                      |
| Child Welfare                        | 385,785.06   | Water System  |                      |   |                      |
| Other Welfare Services               | 10,755.00    | Other Utilities                                       |                      |   |                      |
| <b>RECREATION AND CONSERVATION</b>   |              | Hospitals and Clinics                                 | 202,724.65           |   |                      |
| Parks, Playgrounds, Shade Trees      | 1,675,250.00 | Garbage and Trash Disposal Facilities                 |                      |   |                      |
| Land Reclamation & Conservation      | 250.00       | Health Equipment                                      |                      |   |                      |
| Other Recreational Services          |              | Library and Education Facilities                      |                      |   |                      |
|                                      |              | Conservation and Recreation                           |                      |   |                      |
|                                      |              | Other Expenditures                                    | 214.20               |   |                      |

State Equalized Value 4,616,213,472

State Equalized  
General Tax Rate: 3.05

Gross Debt 283.97  
Net Debt 84.87  
Debt Service 12.78  
Total Tax Levy 240.18  
Municipal Expenditures 139.06

Gross Debt 3.67  
Net Debt 1.10  
Tax Levy Collected 97.57  
Tax Levy Cancelled, Abated  
or Adjusted .12

| 1969 EXPENDITURES                      |                             | 1969 REVENUES                         |                             | 1969 PROPERTY TAX                               |                     |
|--|-----------------------------|---------------------------------------|-----------------------------|---|---------------------|
| <b>GENERAL GOVERNMENT</b>              |                             |                                       |                             | <b>STATE EQUALIZED TAX RATE</b>                 |                     |
| Governing Body & Public Boards         | 433,540.00                  | 1969 — Property Taxes Collected       | 135,842,198.18              | Local District School Taxes                     | 1.41 65,130,934.18  |
| Municipal Clerk                        | 219,577.00                  | 1969 Payments in Lieu of Taxes        | 432,717.65                  | Regional & Consolidated School Tax              | .29 13,180,769.00   |
| Financial Administration               | 2,133,164.50                | Delinquent Tax & Lien Collections     | 2,847,433.91                | School Taxes in Municipal Budget                | .07 3,022,120.25    |
| Assessment of Taxes                    | 542,748.00                  | Business Personalty Replacement Taxes | 9,993,836.00                | County Taxes                                    | .47 21,612,868.44   |
| Collection of Taxes                    | 614,667.00                  | Taxes from Public Utilities           | 11,402,867.98               | County Library Taxes                            |                     |
| Planning, Housing & Development        | 383,240.01                  | Other Miscellaneous Tax Revenues      | 61,542.59                   | Local Municipal Purpose Taxes                   | .76 34,925,803.47   |
| Human Resources                        | 83,492.70                   | State Aid Revenues                    | 3,047,928.94                | Veteran & Senior Citizen Taxes                  | .06 2,731,910.00    |
| Elections                              | 40,300.00                   | Federal Aid Revenues                  | 19,793.00                   | Total Taxes for Rate Computation                | 3.06 140,604,405.34 |
| General Administration (other)         | 2,403,325.11                | Sale of Acquired Property             | 1,299,498.80                | Special District Taxes                          |                     |
| <b>JUDICIARY</b>                       |                             | Other Miscellaneous Revenues          | 7,449,550.47                | Bank Stock Taxes                                | 256,753.56          |
| Municipal Courts                       | 441,242.00                  | 1969 Revenues                         | 172,397,367.52              | Added and Omitted Taxes                         | 1,024,060.58        |
| <b>PUBLIC SAFETY</b>                   |                             | Prior Years Surplus Appropriated      | 9,828,805.75                | Total Taxes Levied - ABSTRACT                   | 139,153,309.48      |
| Fire Protection                        | 10,846,423.52               | <b>REVENUES</b>                       | <b>TOTAL</b> 182,226,173.27 | 1969 TAXES COLLECTED                            | 139,229,011.23      |
| Police Protection                      | 14,142,959.51               |                                       |                             | 1969 Taxes Cancelled, Abated or Adjusted        | 160,222.92          |
| Civil Defense & Disaster Control       | 119,522.50                  |                                       |                             | Transfer to Tax Title Liens or Foreclosed       | 116,909.31          |
| Environmental Inspection & Control     | 548,684.19                  |                                       |                             | Balance Outstanding Dec. 31, 1969               | 3,109,680.82        |
| Other Public Safety                    | 15,978.50                   |                                       |                             | <b>PRIOR YEARS TAXES OUTSTANDING</b>            |                     |
| <b>PUBLIC WORKS</b>                    |                             |                                       |                             | Balance January 1, 1969                         | 4,681,769.47        |
| Streets and Drainage                   | 6,686,679.81                |                                       |                             | Collected in 1969                               | 2,689,284.40        |
| Sewers and Sewage Processing           | 1,897,916.16                |                                       |                             | Cancelled, Abated or Adjusted (1969)            | 90,489.63           |
| Garbage and Trash Disposal             | 2,361,224.48                |                                       |                             | Transfers to Tax Title Liens or Foreclosed      | 66,544.88           |
| Public Buildings and Grounds           | 1,571,608.50                |                                       |                             | Balance December 31, 1969                       | 1,835,450.56        |
| Other Public Works                     | 186,094.07                  |                                       |                             | <b>TAX TITLE LIENS OUTSTANDING</b>              |                     |
| <b>HEALTH and WELFARE</b>              |                             |                                       |                             | Balance January 1, 1969                         | 395,558.13          |
| Health Services Except Environmental   | 1,454,676.39                |                                       |                             | Transfers From Taxes                            | 188,627.37          |
| Welfare-Public Assistance              | 513,587.00                  |                                       |                             | Redeemed in 1969                                | 158,149.51          |
| Hospitals, Clinics, First Aid          | 333,760.00                  |                                       |                             | Cancelled, Abated or Adjusted (1969)            | 2,238.32            |
| Animal, Insect, & Rodent Control       | 55,515.80                   |                                       |                             | Transfers to Foreclosed Property                |                     |
| Other Welfare Services                 |                             |                                       |                             | Balance December 31, 1969                       | 423,797.67          |
| <b>RECREATION and CONSERVATION</b>     |                             |                                       |                             | <b>PROPERTY ACQUIRED BY DEED OR FORECLOSURE</b> |                     |
| Beaches and Boardwalks                 |                             |                                       |                             | Balance January 1, 1969                         | 4,214,561.59        |
| Parks, Playgrounds, Shade Trees        | 1,193,265.83                |                                       |                             | Transfers From Taxes or Liens                   | 10,415.27           |
| Land Reclamation & Conservation        | 9,633.00                    |                                       |                             | Sale for Cash (1969)                            | 1,360,793.76        |
| Other Recreational Services            | 1,189,306.00                |                                       |                             | Cancelled, Abated or Adjusted (1969)            | 6,000.00            |
| <b>EDUCATION (excluding schools)</b>   |                             |                                       |                             | Balance December 31, 1969                       | 2,858,183.10        |
| Libraries                              | 2,637,909.44                |                                       |                             | <b>CURRENT FINANCES DECEMBER 31, 1969</b>       |                     |
| Other Educational Services             |                             |                                       |                             | <b>ASSETS</b>                                   |                     |
| <b>STATUTORY EXPENDITURES</b>          |                             |                                       |                             | Cash Dec. 31, 1969                              | 34,351,963.04       |
| Pensions & F.I.C.A.                    | 5,523,292.80                |                                       |                             | Taxes Receivable                                | 4,945,131.38        |
| Employee Fringe Benefits               | 1,118,920.00                |                                       |                             | Tax Title Liens                                 | 423,797.67          |
| Other Statutory Expenditures           |                             |                                       |                             | Foreclosed Property                             | 2,858,183.10        |
| <b>MUNICIPAL FUNCTIONS</b>             |                             |                                       |                             | Emergencies & Other Deferred Charges            | 479,863.15          |
| <b>CAPITAL IMPROVEMENTS</b>            |                             |                                       |                             | State Aid Receivable                            | 772,215.95          |
| <b>DEBT SERVICE</b>                    |                             |                                       |                             | Other Receivables                               | 1,181,879.35        |
| Principal Payments                     | 4,592,096.69                |                                       |                             | Total   | 45,013,033.64       |
| Interest Payments                      | 2,809,635.65                |                                       |                             | <b>LIABILITIES</b>                              |                     |
| <b>TYPE I SCHL DEBT *MEMO</b>          |                             |                                       |                             | Cash Liabilities                                | 19,290,514.05       |
| <b>DEFERRED CHARGES</b>                |                             |                                       |                             | Reserves for Receivables                        | 9,403,575.00        |
| SCHOOL, COUNTY, SPECIAL DISTRICT TAXES | 102,946,691.87              |                                       |                             | Surplus Dec. 31, 1969                           | 16,318,944.59       |
| RESERVE FOR UNCOLLECTED TAXES          | 7,963,413.22                |                                       |                             | Total   | 45,013,033.64       |
| <b>EXPENDITURES</b>                    | <b>TOTAL</b> 183,513,525.55 |                                       |                             |   |                     |

\*ABOVE DEBT SERVICE INCLUDES TYPE I SCHOOL DEBT

# WARREN COUNTY

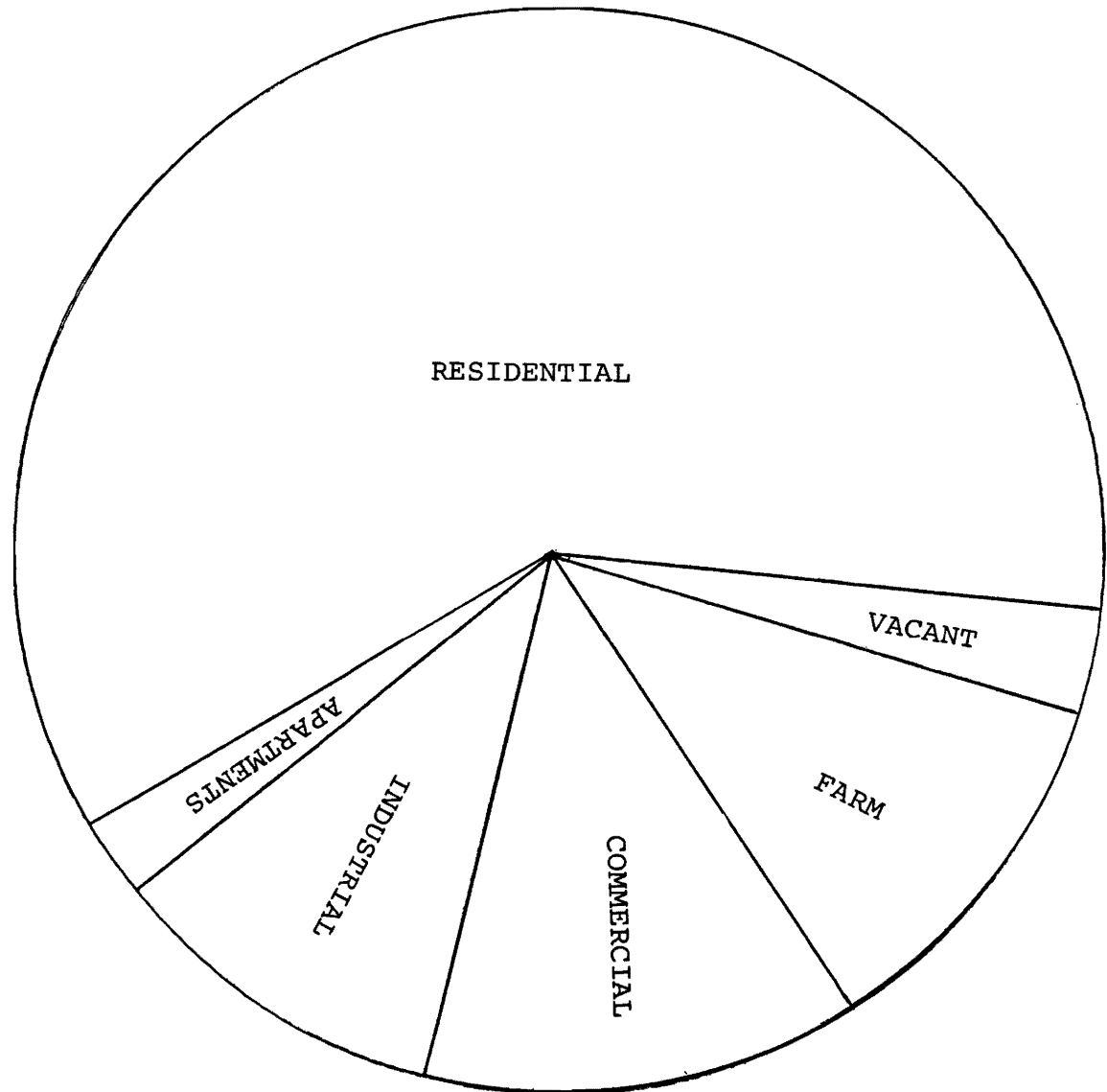
## DISTRIBUTION OF RATABLES

### PERCENTAGE DISTRIBUTION OF RATABLES

|             |      |
|-------------|------|
| Vacant      | 3.2  |
| Residential | 60.1 |
| Farm        | 11.2 |
| Commercial  | 13.1 |
| Industrial  | 10.3 |
| Apartments  | 2.1  |

### NUMBER OF PARCELS

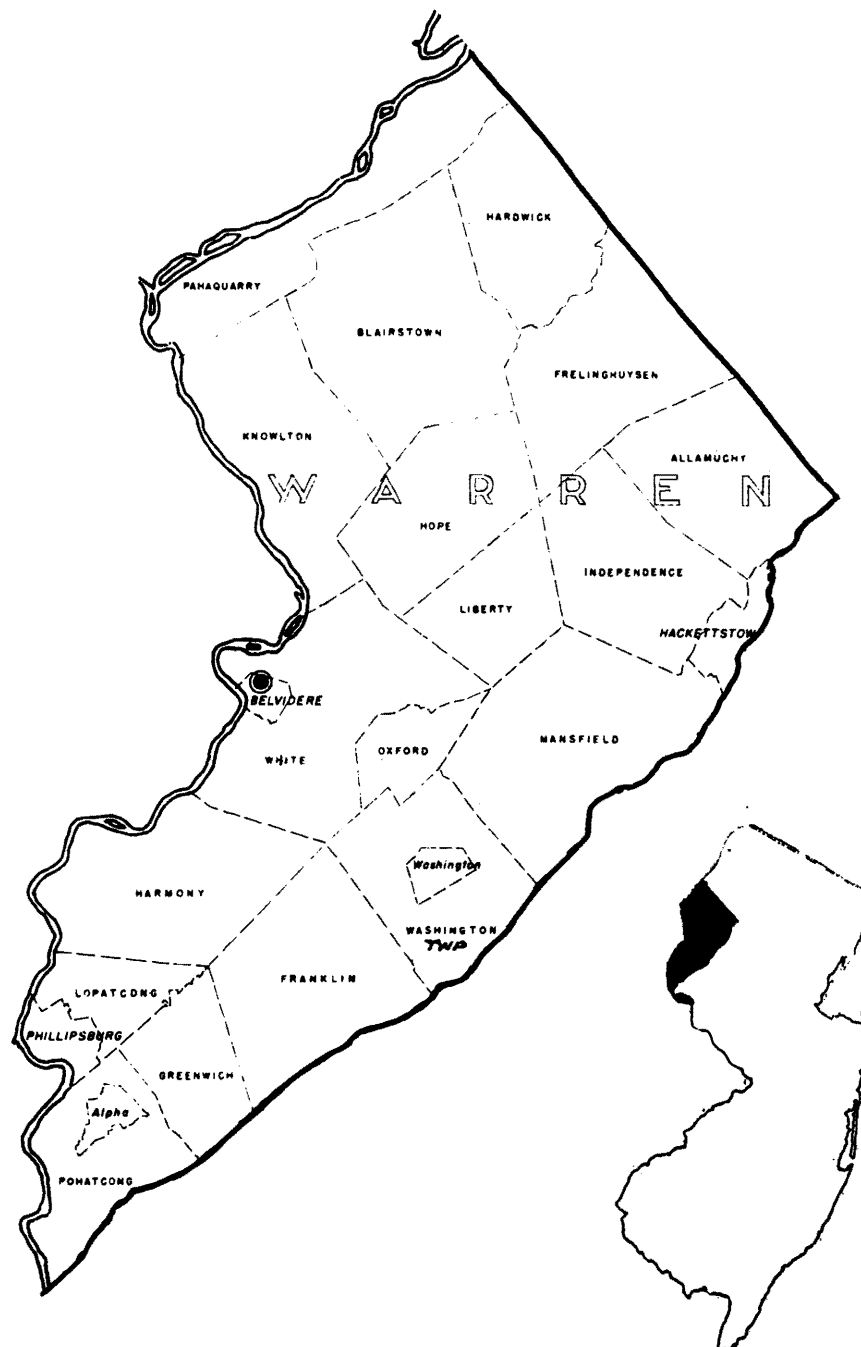
|             |        |
|-------------|--------|
| Vacant      | 4,899  |
| Residential | 18,502 |
| Farm        | 2,432  |
| Commercial  | 1,533  |
| Industrial  | 200    |
| Apartments  | 56     |



## WARREN COUNTY

COUNTY SEAT: BELVIDERE

|  |             |
|--|-------------|
| Population, 1960                             | 63,220      |
| Population, 1969 Est.                        | 75,520      |
| Land Area (Sq. Mi.)                          | 362.0       |
| Net Valuation Taxable                        | 348,758,974 |
| State Equalized Valuation                    | 445,089,929 |
| Tax Levy (With Bank Stock Tax)               | 3,496,002   |
| Bond Ratings: Moody-Aa; Standard & Poor-None |             |



2100

## WARREN COUNTY

Population 1960 63,220  
Population 1969 75,520

Net Valuation Taxable 348,758,974

Moody Rating AA  
Land Area 362.00 Sq. Miles

Net Valuation on Which County Taxes  
are apportioned: 482,119,315

## PER CAPITA:

Gross Debt 45.85  
Net Debt 45.85  
Debt Service 2.02  
Total Tax Levy 45.82  
County Functions 64.96

## PER CENT:

Gross Debt .84  
Net Debt .84

| 1969 EXPENDITURES                    |            | 1969 EXPENDITURES (cont'd.)                           |                     | 1969 REVENUES REALIZED                    |                     |
|--------------------------------------|------------|---|---------------------|---|---------------------|
| <b>GENERAL GOVERNMENT</b>            |            | <b>EDUCATION (excluding schools)</b>                  |                     | <b>1969 Property Taxes</b>                | <b>3,460,274.84</b> |
| Governing Body and Public Boards     | 64,300.00  | County Superintendent of Schools                      | 9,550.00            | Collateral Inheritance Tax                |                     |
| Clerk (County and Register)          | 78,400.00  | Vocational Schools                                    | 200,100.00          | Financial Business Tax                    |                     |
| Financial Administration             | 37,262.00  | County College  |                     | Franchise Tax                             |                     |
| Board of Taxation: Tax Assessment    | 14,300.00  | County Extension Services                             | 42,550.00           | Bank Stock Tax                            | 35,727.30           |
| Planning, Housing, Development       | 40,800.00  | Libraries   |                     | Other Miscellaneous Tax                   |                     |
| Human Resources                      | 11,000.00  | Other Educational Services                            | 10,000.00           | State Aid Revenues                        | 301,622.72          |
| Elections                            | 63,500.00  | <b>STATUTORY EXPENDITURES</b>                         |                     | Federal Aid Revenues                      |                     |
| Other General Administration         | 22,655.00  | Pensions & F.I.C.A.                                   | 211,500.00          | Institutional Revenues                    | 416,248.53          |
| <b>JUDICIARY</b>                     |            | Employee Fringe Benefits                              | 62,000.00           | Courts                                    | 10,247.50           |
| County Courts                        | 86,500.00  | Other Statutory Expenditures                          |                     | County Clerk & Register                   | 93,565.45           |
| District Courts                      | 28,500.00  |   |                     | Surrogate                                 | 18,992.98           |
| Juvenile Courts                      |            |   |                     | Sheriff                                   | 12,037.92           |
| Superior Court                       |            | <b>COUNTY FUNCTIONS</b>                               | <b>4,283,482.00</b> | Other Miscellaneous Revenues              | 615,176.14          |
| Jury Commission                      | 22,300.00  | <b>CAPITAL IMPROVEMENTS</b>                           | <b>160,000.00</b>   | 1969 REVENUES                             | <b>4,963,893.38</b> |
| Law Library                          | 5,136.00   | <b>DEBT SERVICE</b>                                   |                     | Prior Years Surplus Appropriated          | 650,000.00          |
| Prosecutor's Office                  | 59,450.00  | Principal Payments                                    | 305,000.00          | <b>BUDGET REVENUES</b>                    | <b>5,613,893.38</b> |
| Surrogate's Office                   | 33,300.00  | Interest Payments                                     | 152,700.00          |   |                     |
| Probation Office                     | 99,500.00  |   |                     |   |                     |
| Other Judicial                       | 4,000.00   | <b>DEFERRED CHARGES</b>                               | <b>4,442.86</b>     |   |                     |
| <b>PUBLIC SAFETY</b>                 |            | <b>RESERVE FOR UNCOLLECTED TAXES</b>                  |                     | <b>CURRENT FINANCES DECEMBER 31, 1969</b> |                     |
| Police                               |            |   |                     | <b>ASSETS</b>                             |                     |
| Sheriff's Office                     | 31,000.00  | <b>EXPENDITURES</b>                                   | <b>4,905,624.86</b> | Cash Dec. 31, 1969                        | 2,087,798.23        |
| Civil Defense & Disaster Control     | 3,500.00   |   |                     | Taxes Receivable                          |                     |
| Environmental Inspection & Control   |            |   |                     | Emergencies and Other Deferred Charges    |                     |
| Weights & Measures                   | 22,550.00  | <b>CAPITAL DEBT AUTHORIZED, DECEMBER 31, 1969</b>     |                     | State Aid Receivable                      | 15,000.00           |
| Correctional & Penal                 | 89,000.00  | <b>ISSUED AND UNISSUED</b>                            |                     | Other Receivable                          |                     |
| Other Public Safety                  |            | School  |                     | <b>ASSETS</b>                             | <b>2,102,798.23</b> |
| <b>PUBLIC WORKS</b>                  |            | Self-liquidating                                      |                     | <b>LIABILITIES</b>                        |                     |
| Roads & Bridges, Streets, Drainage   |            | Other   | 3,462,500           | Cash Liabilities                          | 635,181.82          |
| State Aid Motor Vehicle Fund         | 288,622.72 | Total   | 3,462,500           | Reserves for Receivables                  | 15,000.00           |
| County Funds                         | 957,432.28 |   |                     | Surplus Dec. 31, 1969                     | 1,452,616.41        |
| Other Roads & Bridges                |            | <b>ISSUED AND OUTSTANDING</b>                         |                     | <b>LIABILITIES</b>                        | <b>2,102,798.23</b> |
| Public Bldgs. & Grounds              | 126,400.00 | School  |                     |   |                     |
| Other Public Works                   |            | Self-liquidating                                      |                     |   |                     |
| <b>HEALTH &amp; WELFARE</b>          |            | Other   | 3,079,000.00        |   |                     |
| County Health Department             | 24,500.00  | Total   | 3,079,000.00        |   |                     |
| Mental Health Activities             | 466,100.00 | Equalized Valuation Basis<br>for Net Debt Computation | 412,557,591.33      |   |                     |
| Tubercular Patient Care              | 2,000.00   |   |                     |   |                     |
| County Hospitals, Homes              | 446,000.00 | <b>1969 CAPITAL OUTLAY</b>                            | <b>1,500,512.32</b> |   |                     |
| County Aid to Hospitals              | 70,500.00  | Beaches and Boardwalks                                |                     |   |                     |
| Health Clinics                       | 15,770.00  | Parks and Playgrounds                                 | 185,948.29          |   |                     |
| Mosquito Extermination               | 10,000.00  | Public Buildings and Grounds                          |                     |   |                     |
| Health Services Except Environmental | 56,800.00  | Vehicular Equipment                                   | 35,469.28           |   |                     |
| County Welfare Board - Welfare       | 308,300.00 | Streets, Roads, Sidewalks, Storm Sewers               |                     |   |                     |
| Child Welfare                        | 110,000.00 | Sewer System  |                     |   |                     |
| Other Welfare Services               |            | Water System  |                     |   |                     |
| <b>RECREATION AND CONSERVATION</b>   |            | Other Utilities                                       |                     |   |                     |
| Parks, Playgrounds, Shade Trees      | 1,000.00   | Hospitals and Clinics                                 |                     |   |                     |
| Land Reclamation & Conservation      | 1,000.00   | Garbage and Trash Disposal Facilities                 |                     |   |                     |
| Other Recreational Services          | 5,000.00   | Health Equipment                                      | 1,269,094.75        |   |                     |
|                                      |            | Library and Education Facilities                      |                     |   |                     |
|                                      |            | Conservation and Recreation                           | 10,000.00           |   |                     |
|                                      |            | Other Expenditures                                    |                     |   |                     |



State Equalized Value 435,098,068

State Equalized  
General Tax Rate: 3.21

Gross Debt 281.14  
Net Debt 120.31  
Debt Service 4.86  
Total Tax Levy 182.13  
Municipal Expenditures 100.13

Gross Debt 5.15  
Net Debt 2.20  
Tax Levy Collected 91.59  
Tax Levy Cancelled, Abated or Adjusted .36

| 1969 EXPENDITURES                      |                            | 1969 REVENUES                                     |                            | 1969 PROPERTY TAX                          |                      |
|--|----------------------------|---|----------------------------|--|----------------------|
| <b>GENERAL GOVERNMENT</b>              |                            |   |                            | <b>STATE EQUALIZED TAX RATE</b>            |                      |
| Governing Body & Public Boards         | 10,259.66                  | 1969 — Property Taxes Collected                   | 12,612,638.30              | Local District School Taxes                | 1.73 7,529,813.02    |
| Municipal Clerk                        | 1,600.00                   | 1969 Payments in Lieu of Taxes                    | 2,213.55                   | Regional & Consolidated School Tax         | .29 1,246,565.77     |
| Financial Administration               | 100,420.84                 | Delinquent Tax & Lien Collections                 | 919,595.22                 | School Taxes in Municipal Budget           | .01 52,243.25        |
| Assessment of Taxes                    | 151,146.92                 | Business Personalty Replacement Taxes             | 1,108,116.00               | County Taxes                               | .80 3,460,274.84     |
| Collection of Taxes                    | 88,721.62                  | Taxes from Public Utilities                       | 2,218,364.10               | County Library Taxes                       | .01 56,418.00        |
| Planning, Housing & Development        | 71,952.61                  | Other Miscellaneous Tax Revenues                  | 29,309.70                  | Local Municipal Purpose Taxes              | .28 1,201,868.55     |
| Human Resources                        |                            | State Aid Revenues                                | 644,287.19                 | Veteran & Senior Citizen Taxes             | .10 429,600.00       |
| Elections                              | 15,450.00                  | Federal Aid Revenues                              |                            | Total Taxes for Rate Computation           | 3.22 13,976,783.43   |
| General Administration (other)         | 374,746.42                 | Sale of Acquired Property                         | 7,953.05                   | Special District Taxes                     |                      |
| <b>JUDICIARY</b>                       |                            | Other Miscellaneous Revenues                      | 951,485.87                 | Bank Stock Taxes                           | 35,727.30            |
| Municipal Courts                       | 51,151.98                  | 1969 Revenues                                     | 18,493,962.98              | Added and Omitted Taxes                    | 171,847.00           |
| <b>PUBLIC SAFETY</b>                   |                            | Prior Years Surplus Appropriated                  | 895,991.54                 | Total Taxes Levied - ABSTRACT              | 13,754,757.73        |
| Fire Protection                        | 150,760.39                 | <b>REVENUES</b>                                   | <b>TOTAL</b> 19,389,954.52 |  | 13,770,242.26        |
| Police Protection                      | 636,519.59                 |   |                            |  | 12,612,638.30        |
| Civil Defense & Disaster Control       | 8,613.06                   | <b>1969 REAL PROPERTY VALUATIONS</b>              |                            | <b>1969 TAXES COLLECTED</b>                |                      |
| Environmental Inspection & Control     | 26,496.58                  | Code Class # of Parcels %VAL'N                    | ASSESSED VALUATION         | 1969 Taxes Cancelled, Abated or Adjusted   | 50,001.47            |
| Other Public Safety                    | 4,760.48                   | 1 Vacant Land                                     |                            | Transfer to Tax Title Liens or Foreclosed  | 33,284.50            |
| <b>PUBLIC WORKS</b>                    |                            | 2 Residential                                     |                            | Balance Outstanding Dec. 31, 1969          | 1,074,317.99         |
| Streets and Drainage                   | 1,258,705.12               | 3 Farm  |                            | <b>PRIOR YEARS TAXES OUTSTANDING</b>       |                      |
| Sewers and Sewage Processing           | 167,789.08                 | 4a Commercial                                     |                            | Balance January 1, 1969                    | 1,011,327.02         |
| Garbage and Trash Disposal             | 141,484.87                 | 4b Industrial                                     |                            | Collected in 1969                          | 880,070.21           |
| Public Buildings and Grounds           | 122,546.43                 | 4c Apartments                                     |                            | Cancelled, Abated or Adjusted (1969)       | 26,988.25            |
| Other Public Works                     | 1,000.00                   | Total   |                            | Transfers to Tax Title Liens or Foreclosed | 7,154.79             |
| <b>HEALTH and WELFARE</b>              |                            | <b>CAPITAL DEBT AUTHORIZED, DECEMBER 31, 1969</b> |                            | Balance December 31, 1969                  | 97,113.77            |
| Health Services Except Environmental   | 86,901.03                  | ISSUED AND UNISSUED                               | GROSS DEBT                 | TAX TITLE LIENS OUTSTANDING                |                      |
| Welfare-Public Assistance              | 39,301.04                  | School  | 15,407,564                 | Balance January 1, 1969                    | 134,472.77           |
| Hospitals, Clinics, First Aid          | 5,750.00                   | Self-liquidating                                  | 2,170,250                  | Transfers From Taxes                       | 42,000.94            |
| Animal, Insect, & Rodent Control       | 4,374.23                   | Other   | 3,653,959                  | Redeemed in 1969                           | 40,504.60            |
| Other Welfare Services                 |                            | Total   | 21,231,773                 | Cancelled, Abated or Adjusted (1969)       | 293.71               |
| <b>RECREATION and CONSERVATION</b>     |                            | <b>ISSUED AND OUTSTANDING</b>                     |                            | Transfers to Foreclosed Property:          | 840.93               |
| Beaches and Boardwalks                 |                            | School  | 11,132,581.06              | Balance December 31, 1969                  | 134,834.47           |
| Parks, Playgrounds, Shade Trees        | 91,625.62                  | Self-liquidating                                  | 2,336,000.00               | <b>PROPERTY ACQUIRED BY DEED OR</b>        |                      |
| Land Reclamation & Conservation        |                            | Other   | 2,977,579.00               | <b>FORECLOSURE</b>                         |                      |
| Other Recreational Services            | 42,621.76                  | Total   | 16,446,160.06              | Balance January 1, 1969                    | 352,637.50           |
| <b>EDUCATION (excluding schools)</b>   |                            | <b>EQUALIZED VALUATION BASIS</b>                  |                            | Transfers From Taxes or Liens              |                      |
| Libraries                              | 95,025.00                  | FOR NET DEBT COMPUTATION                          | 412,557,591.35             | Sale for Cash (1969)                       | 7,953.05             |
| Other Educational Services             | 360,000.00                 | 1969 CAPITAL OUTLAY                               | TOTAL 2,333,421.79         | Cancelled, Abated or Adjusted (1969)       | 7,296.95             |
| <b>STATUTORY EXPENDITURES</b>          |                            | Beaches and Boardwalks                            |                            | Balance December 31, 1969                  | 337,387.50           |
| Pensions & F.I.C.A.                    | 191,721.71                 | Parks and Playgrounds                             | 5,939.00                   | <b>CURRENT FINANCES DECEMBER 31, 1969</b>  |                      |
| Employee Fringe Benefits               | 107,278.14                 | Public Buildings and Grounds                      | 929,993.26                 | <b>ASSETS</b>                              |                      |
| Other Statutory Expenditures           |                            | Vehicular Equipment                               | 33,187.00                  | Cash Dec. 31, 1969                         | 9,194,508.69         |
| <b>MUNICIPAL FUNCTIONS</b>             |                            | Streets, Roads, Sidewalks, Storm Sewers           | 912,507.88                 | Taxes Receivable                           | 1,171,431.76         |
| <b>CAPITAL IMPROVEMENTS</b>            |                            | Sewer System                                      | 282,412.02                 | Tax Title Liens                            | 134,834.47           |
| <b>DEBT SERVICE</b>                    |                            | Water Service                                     |                            | Foreclosed Property                        | 337,387.50           |
| Principal Payments                     | 232,000.00                 | Other Utilities                                   |                            | Emergencies & Other Deferred Charges       | 201,713.34           |
| Interest Payments                      | 135,109.25                 | Hospitals and Clinics                             |                            | State Aid Receivable                       | 675,260.48           |
| TYPE I SCHL DEBT *MEMO                 | 145,805.50                 | Garbage and Trash Disposal Facilities             |                            | Other Receivables                          | 126,810.75           |
| DEFERRED CHARGES                       | 204,613.41                 | Health Equipment                                  |                            | Total                                      | 11,841,946.99        |
| SCHOOL, COUNTY, SPECIAL DISTRICT TAXES | 12,345,314.88              | Library and Education Facilities                  | 123,000.00                 | <b>LIABILITIES</b>                         |                      |
| RESERVE FOR UNCOLLECTED TAXES          | 1,439,959.93               | Conservation and Recreation                       |                            | Cash Liabilities                           | 5,641,918.58         |
|  |                            | Other Expenditures                                | 46,382.63                  | Reserves for Receivables                   | 1,770,464.48         |
| <b>EXPENDITURES</b>                    | <b>TOTAL</b> 19,907,138.54 |   |                            | Surplus Dec. 31, 1969                      | 4,429,563.93         |
|  |                            |   |                            | <b>Total</b>                               | <b>11,841,946.99</b> |

\*ABOVE DEBT SERVICE INCLUDES TYPE I SCHOOL DEBT

MUNICIPALITIES

TABLE 12  
MUNICIPALITIES OPERATING UNDER SPECIAL FORMS OF GOVERNMENT  
Commission Form of Government (Walsh Act) and Date of Election

|                      |      |                     |      |                     |      |                      |      |
|----------------------|------|---------------------|------|---------------------|------|----------------------|------|
| Allenhurst Boro      | 1972 | Cape May Point Boro | 1972 | Margate City        | 1971 | Ridgefield Park Twp. | 1972 |
| Atlantic City        | 1972 | Collingswood Boro   | 1969 | Millville City      | 1972 | Ridgewood Twp.       | 1971 |
| Audubon Boro         | 1969 | Deal Boro           | 1972 | Monmouth Beach Boro | 1969 | Sea Isle City        | 1969 |
| Avalon Boro          | 1971 | Haddon Twp.         | 1971 | Montclair Town      | 1972 | Spotswood Boro       | 1971 |
| Avon-by-the-Sea Boro | 1971 | Haddonfield Boro    | 1969 | Mount Ephraim Boro  | 1971 | Tavistock Boro       | 1969 |
| Beach Haven Boro     | 1970 | Harvey Cedars Boro  | 1971 | New Brunswick City  | 1971 | Union City           | 1970 |
| Belleville Town      | 1970 | Hawthorne Boro      | 1971 | North Bergen Twp.   | 1971 | Ventnor City         | 1973 |
| Belmar Boro          | 1971 | Lambertville City   | 1969 | Nutley Town         | 1972 | West Cape May Boro   | 1969 |
| Bordentown City      | 1969 | Long Beach Twp.     | 1972 | Ocean City          | 1971 | West New York Town   | 1971 |
| Bradley Beach Boro   | 1971 | Longport Boro       | 1972 | Perth Amboy City    | 1970 | West Wildwood Boro   | 1969 |
| Brigantine City      | 1971 | Lyndhurst Twp.      | 1969 | Pine Valley Boro    | 1970 | Wildwood City        | 1972 |
|                      |      |                     |      |                     |      | Wildwood Crest Boro  | 1969 |

OPTIONAL MUNICIPAL CHARTER LAW OF 1950 - (FAULKNER ACT)

| Municipality           | Effective Date  | Government Form    | Municipality             | Effective Date  | Government Form    |
|------------------------|-----------------|--------------------|--------------------------|-----------------|--------------------|
| Bayonne City           | July 1, 1962    | MC Plan C          | Mount Holly Twp.         | July 1, 1954    | CM Plan A          |
| Brick Twp.             | July 1, 1967    | MC Plan B          | Newark City              | July 1, 1954    | MC Plan C          |
| Bridgeton City         | July 1, 1970    | MC Plan A          | Newton Town              | July 1, 1956    | CM Plan B          |
| Burlington Twp.        | January 1, 1956 | Small Muni. Plan C | Ocean Twp. (Mon.)        | July 1, 1963    | CM Plan A          |
| Camden City            | July 1, 1961    | MC Plan B          | Orange City              | July 1, 1963    | MC Plan C          |
| Cedar Grove Twp.       | July 1, 1955    | CM Plan B          | Parsippany-Troy Hills    | January 1, 1966 | MC Plan E          |
| Cherry Hill Twp.       | July 1, 1963    | CM Plan A          | Passaic City             | July 1, 1967    | CM Plan C          |
| Chester Twp.           | January 1, 1960 | Small Muni. Plan C | Pequannock Twp.          | January 1, 1957 | CM Plan E          |
| Clark Twp.             | January 1, 1961 | MC Plan F          | Phillipsburg Town        | July 1, 1969    | CM Plan B          |
| East Brunswick Twp.    | January 1, 1965 | MC Plan E          | Piscataway Twp.          | January 1, 1969 | MC Plan F          |
| East Windsor Twp.      | July 1, 1970    | CM Plan E          | Rahway City              | January 1, 1955 | MC Plan F          |
| Edison Twp.            | January 1, 1958 | MC Plan E          | Randolph Twp.            | January 1, 1969 | CM Plan E          |
| Elizabeth City         | January 1, 1961 | MC Plan F          | Ridgewood Twp.           | July 1, 1970    | CM Plan B          |
| Evesham Twp.           | July 1, 1969    | CM Plan B          | Rockaway Twp.            | January 1, 1968 | MC Plan F          |
| Fairfield Boro         | January 1, 1962 | Small Muni. Plan C | Saddle Brook Twp.        | July 1, 1969    | MC Plan B          |
| Franklin Twp. (Som.)   | July 1, 1959    | CM Plan D          | Sparta Twp.              | July 1, 1960    | CM Plan B          |
| Highlands Boro         | July 1, 1956    | Small Muni. Plan B | Trenton City             | July 1, 1962    | MC Plan C          |
| Hoboken City           | July 1, 1953    | MC Plan D          | Vineland City            | July 1, 1952    | MC Plan A          |
| Irvington Town         | July 1, 1962    | MC Plan D          | Washington Boro          | January 1, 1969 | CM Plan E          |
| Jersey City            | July 1, 1961    | MC Plan C          | Washington Twp. (Bergen) | January 1, 1970 | MC Plan E          |
| Lawrence Twp. (Mercer) | July 1, 1970    | CM Plan E          | Wayne Twp.               | January 1, 1962 | MC Plan F          |
| Livingston Twp.        | January 1, 1957 | CM Plan E          | West Orange Town         | July 1, 1962    | MC Plan B          |
| Long Branch City       | July 1, 1966    | MC Plan A          | West Milford Twp.        | July 1, 1969    | CM Plan D          |
| Madison Twp.           | January 1, 1964 | CM Plan E          | West Paterson Boro       | January 1, 1967 | Small Muni. Plan C |
| Marlboro Twp.          | January 1, 1964 | MC Plan E          | Willingboro Twp.         | January 1, 1962 | CM Plan E          |
| Matawan Twp.           | January 1, 1966 | CM Plan E          | Woodbridge Twp.          | January 1, 1964 | MC Plan F          |
| Moorestown Twp.        | January 1, 1967 | CM Plan E          |                          |                 |                    |

SPECIAL CHARTERS

|                 |                 |                    |                |                  |                    |
|-----------------|-----------------|--------------------|----------------|------------------|--------------------|
| Bloomfield Town | January 1, 1956 | Chap. 201, PL 1955 | Westfield Town | November 8, 1967 | Chap. 195, PL 1967 |
| Plainfield City | January 1, 1969 | Chap. 199, PL 1947 |                |                  |                    |

COUNCIL-MANAGER GOVERNMENT-LAW OF 1923

| Municipality     | Election Council | Municipality       | Election Council |
|------------------|------------------|--------------------|------------------|
| Asbury Park City | 1969             | Keansburg Boro     | 1969             |
| Cape May City    | 1972             | Lodi Boro          | 1971             |
| Clifton City     | 1970             | Medford Lakes Boro | 1970             |
| Fair Lawn Boro   | 1969             | Teaneck Twp.       | 1970             |
| Hackensack City  | 1969             | Teterboro Boro     | 1970             |

CM - Council-Manager  
MC - Mayor-Council

TABLE 13

## MUNICIPAL POPULATION RANKED BY POPULATION

1969

| <u>MUNICIPALITY</u>   | <u>POPULATION</u> | <u>MUNICIPALITY</u>   | <u>POPULATION</u> | <u>MUNICIPALITY</u>    | <u>POPULATION</u> |
|-----------------------|-------------------|-----------------------|-------------------|------------------------|-------------------|
| Newark City           | 401,580           | Sayreville Boro       | 31,940            | South Orange Village   | 17,590            |
| Jersey City           | 270,700           | Rahway City           | 31,560            | Madison Boro           | 17,340            |
| Paterson City         | 150,350           | Garfield City         | 31,270            | Metuchen Boro          | 17,230            |
| Elizabeth City        | 119,170           | Franklin Twp          | 30,900            | North Brunswick Twp    | 17,190            |
| Camden City           | 118,490           | Bergenfield Boro      | 30,340            | Saddle River Boro      | 16,760            |
| Trenton City          | 101,810           | Livingston Twp        | 29,390            | South River Boro       | 16,710            |
| Woodbridge Twp        | 98,980            | Cranford Twp          | 29,070            | Gloucester City        | 16,700            |
| Clifton City          | 86,500            | Lodi Boro             | 28,020            | Wall Twp               | 16,630            |
| Hamilton Twp          | 83,130            | Paramus Boro          | 27,760            | Springfield Twp        | 16,580            |
| East Orange City      | 79,440            | Neptune Twp           | 27,560            | Dover Town             | 16,220            |
| Bayonne City          | 74,290            | Ridgewood Twp         | 27,440            | Pleasantville City     | 16,180            |
| Edison Twp            | 68,750            | Bridgewater Twp       | 27,300            | Maple Shade Twp        | 15,880            |
| Irvington Town        | 64,130            | Englewood City        | 27,260            | Verona Boro            | 15,720            |
| Atlantic City         | 63,210            | Gloucester Twp        | 26,570            | Roselle Park Boro      | 15,650            |
| Cherry Hill Twp       | 62,120            | Brick Twp             | 26,070            | Bellmawr Boro          | 15,610            |
| Passaic City          | 57,950            | Lakewood Twp          | 25,560            | Cinnaminson Twp        | 15,590            |
| Union Twp             | 57,310            | Summit City           | 25,210            | Ridgefield Park Twp    | 15,570            |
| Bloomfield Town       | 54,980            | Maplewood Twp         | 25,130            | Rockaway Twp           | 15,400            |
| Union City            | 52,680            | Carteret Boro         | 24,850            | Somerville Boro        | 15,350            |
| Parsippany-Troy Hills | 52,680            | Scotch Plains Twp     | 24,330            | Tenafly Boro           | 15,280            |
| Middletown Twp        | 51,190            | Lyndhurst Twp         | 24,300            | Wyckoff Twp            | 15,160            |
| Plainfield City       | 50,590            | Roselle Boro          | 24,300            | Mount Holly Twp        | 15,070            |
| Vineland City         | 48,280            | Bridgeton City        | 23,870            | Moorestown Twp         | 15,010            |
| New Hanover Twp       | 47,840            | North Plainfield Boro | 23,660            | Highland Park Boro     | 15,000            |
| Wayne Twp             | 47,580            | Hillside Twp          | 23,620            | Matawan Twp            | 14,910            |
| New Brunswick City    | 46,420            | Deptford Twp          | 23,460            | Jackson Twp            | 14,550            |
| Hoboken City          | 46,160            | Millville City        | 23,090            | Roxbury Twp            | 14,480            |
| Linden City           | 45,670            | Eatontown Boro        | 22,840            | Pequannock Twp         | 14,460            |
| Montclair Town        | 44,630            | South Plainfield Boro | 21,960            | Middlesex Boro         | 14,430            |
| West Orange Town      | 44,320            | East Paterson Boro    | 21,840            | Haddonfield Boro       | 14,410            |
| Teaneck Twp           | 44,210            | Millburn Twp          | 21,650            | Red Bank Boro          | 14,330            |
| North Bergen Twp      | 43,900            | New Milford Boro      | 21,620            | Hasbrouck Heights Boro | 14,280            |
| Madison Twp           | 42,310            | Rutherford Boro       | 21,590            | River Edge Boro        | 14,080            |
| Perth Amboy City      | 40,950            | Morristown Town       | 21,410            | New Providence Boro    | 14,050            |
| Willingboro Twp       | 39,930            | Dumont Boro           | 20,770            | Manville Boro          | 14,020            |
| Fair Lawn Boro        | 39,360            | Hazlet Twp            | 20,540            | Pennsville Twp         | 13,970            |
| Pennsauken Twp        | 38,840            | Asbury Park City      | 20,280            | Palisades Park Boro    | 13,930            |
| Belleville Town       | 38,750            | Hawthorne Boro        | 19,860            | West Deptford Twp      | 13,920            |
| West New York Town    | 38,370            | Clark Twp             | 19,410            | Point Pleasant Boro    | 13,800            |
| Kearny Town           | 37,430            | North Arlington Boro  | 19,400            | Princeton Twp          | 13,760            |
| Hackensack City       | 36,620            | Haddon Twp            | 18,990            | Woodbury City          | 13,740            |
| Piscataway Twp        | 35,760            | Lawrence Twp          | 18,970            | Secaucus Town          | 13,730            |
| Orange City           | 35,150            | Cliffside Park Boro   | 18,950            | Oakland Boro           | 13,710            |
| Ewing Twp             | 34,790            | Collingswood Boro     | 18,580            | Denville Twp           | 13,630            |
| Westfield Town        | 34,670            | Phillipsburg Town     | 18,570            | Glen Rock Boro         | 13,520            |
| Long Branch City      | 34,650            | Pemberton Twp         | 18,560            | Bernards Twp           | 13,440            |
| Dover Twp             | 33,040            | Morris Twp            | 18,030            | West Milford Twp       | 13,300            |
| Fort Lee Boro         | 32,940            | Cedar Grove Twp       | 17,950            | Weehawken Twp          | 13,170            |
| Nutley Town           | 32,600            | Howell Twp            | 17,940            | South Brunswick Twp    | 13,130            |
| East Brunswick Twp    | 32,260            | Ocean Twp             | 17,790            | Princeton Boro         | 13,000            |

| <u>MUNICIPALITY</u>  | <u>POPULATION</u> | <u>MUNICIPALITY</u>  | <u>POPULATION</u> | <u>MUNICIPALITY</u>   | <u>POPULATION</u> |
|----------------------|-------------------|----------------------|-------------------|-----------------------|-------------------|
| Glassboro Boro       | 12,830            | Stratford Boro       | 9,750             | Monroe Twp            | 7,520             |
| Waldwick Boro        | 12,720            | Pitman Boro          | 9,740             | Ringwood Boro         | 7,520             |
| Berkeley Heights Twp | 12,710            | Boonton Town         | 9,700             | Readington Twp        | 7,510             |
| Little Falls Twp     | 12,680            | Riverside Twp        | 9,670             | Upper Deerfield Twp   | 7,420             |
| Washington Twp       | 12,660            | Lindenwold Boro      | 9,600             | Rumson Boro           | 7,360             |
| Ramsey Boro          | 12,510            | Mount Laurel Twp     | 9,590             | Galloway Twp          | 7,350             |
| Hammonton Town       | 12,350            | Matawan Boro         | 9,580             | Somerdale Boro        | 7,330             |
| Ridgefield Boro      | 12,290            | Mantua Twp           | 9,420             | Bloomington Boro      | 7,310             |
| Totowa Boro          | 12,090            | Kenilworth Boro      | 9,420             | Medford Twp           | 7,260             |
| Maywood Boro         | 12,050            | Little Ferry Boro    | 9,370             | Passaic Twp           | 7,240             |
| West Paterson Boro   | 11,880            | Fanwood Boro         | 9,360             | Raritan Boro          | 7,230             |
| Bound Brook Boro     | 11,870            | Leonia Boro          | 9,340             | Haledon Boro          | 7,210             |
| West Caldwell Boro   | 11,800            | Bogota Boro          | 9,320             | Bordentown Twp        | 7,180             |
| Harrison Town        | 11,750            | Franklin Twp         | 9,060             | Carlstadt Boro        | 7,120             |
| Pompton Lakes Boro   | 11,710            | Closter Boro         | 9,030             | Edgewater Park Twp    | 6,990             |
| Runnemede Boro       | 11,700            | Florence Twp         | 9,030             | Union Beach Boro      | 6,930             |
| Randolph Twp         | 11,700            | Paulsboro Boro       | 8,940             | Montvale Boro         | 6,920             |
| Monroe Twp           | 11,590            | Glenn Ridge Boro     | 8,810             | Hamilton Twp          | 6,880             |
| Wallington Boro      | 11,510            | Wanaque Boro         | 8,770             | Butler Boro           | 6,880             |
| Manalapan Twp        | 11,490            | Oradell Boro         | 8,750             | Rockaway Boro         | 6,880             |
| Audubon Boro         | 11,450            | Florham Park Boro    | 8,660             | Rochelle Park Twp     | 6,850             |
| Burlington City      | 11,430            | Park Ridge Boro      | 8,620             | Raritan Twp           | 6,840             |
| Westwood Boro        | 11,340            | Lincoln Park Boro    | 8,600             | Bernardsville Boro    | 6,840             |
| Hanover Twp          | 11,320            | Wood-Ridge Boro      | 8,590             | Milltown Boro         | 6,800             |
| Freehold Boro        | 11,280            | Northfield City      | 8,510             | West Windsor Twp      | 6,790             |
| Jefferson Twp        | 11,210            | Midland Park Boro    | 8,470             | Upper Saddle River    | 6,750             |
| Fairview Boro        | 11,140            | New Shrewsbury Boro  | 8,440             | East Hanover Twp      | 6,700             |
| Hillsborough Twp     | 11,010            | Upper Penns Neck Twp | 8,420             | Fairfield Boro        | 6,630             |
| Hillsdale Boro       | 10,850            | Cresskill Boro       | 8,400             | Kinnelon Boro         | 6,630             |
| Mahwah Twp           | 10,800            | Lower Twp            | 8,390             | Washington Boro       | 6,520             |
| Margate City         | 10,780            | River Vale Twp       | 8,330             | Franklin Lakes Boro   | 6,510             |
| Winslow Twp          | 10,720            | Keyport Boro         | 8,320             | Penns Grove Boro      | 6,400             |
| Burlington Twp       | 10,670            | Emerson Boro         | 8,300             | Westville Boro        | 6,260             |
| Montville Twp        | 10,580            | Newton Town          | 8,210             | Wharton Boro          | 6,230             |
| Sparta Twp           | 10,580            | Manchester Twp       | 8,150             | Fair Haven Boro       | 6,220             |
| Hopewell Twp         | 10,480            | Warren Twp           | 8,120             | Mount Ephraim Boro    | 6,190             |
| Marlboro Twp         | 10,480            | Mountainside Boro    | 8,120             | Morris Plains Boro    | 6,120             |
| Freehold Twp         | 10,470            | Mount Olive Twp      | 8,040             | Garwood Boro          | 6,050             |
| Chatham Boro         | 10,450            | Ocean City           | 8,010             | Little Silver Boro    | 6,040             |
| Hackettstown Town    | 10,300            | East Windsor Twp     | 8,010             | West Long Branch Boro | 6,040             |
| South Amboy City     | 10,240            | Keansburg Boro       | 8,000             | Hightstown Boro       | 6,010             |
| Evesham Twp          | 10,100            | Chatham Twp          | 7,900             | Washington Twp        | 5,930             |
| Washington Twp       | 10,070            | Dunellen Boro        | 7,880             | Allendale Boro        | 5,910             |
| East Rutherford Boro | 10,020            | Oceanport Boro       | 7,840             | Magnolia Boro         | 5,860             |
| Delran Twp           | 9,980             | North Haledon Boro   | 7,770             | Montgomery Twp        | 5,850             |
| Haddon Heights Boro  | 9,940             | Palmyra Boro         | 7,760             | Voorhees Twp          | 5,820             |
| Salem City           | 9,890             | Middle Twp           | 7,710             | Berkeley Twp          | 5,820             |
| Caldwell Boro        | 9,870             | Egg Harbor Twp       | 7,680             | Edgewater Boro        | 5,790             |
| Ventnor City         | 9,760             | Spotswood Boro       | 7,610             | Belmar Boro           | 5,720             |
| Barrington Boro      | 9,750             | Somers Point City    | 7,550             | Linwood City          | 5,710             |

| <u>MUNICIPALITY</u>    | <u>POPULATION</u> | <u>MUNICIPALITY</u>   | <u>POPULATION</u> | <u>MUNICIPALITY</u>   | <u>POPULATION</u> |
|------------------------|-------------------|-----------------------|-------------------|-----------------------|-------------------|
| Greenwich Twp          | 5,700             | Southampton Twp       | 4,210             | Woodbury Heights Boro | 3,120             |
| Absecon City           | 5,640             | Plumsted Twp          | 4,180             | Netcong Boro          | 3,120             |
| Wrightstown Boro       | 5,560             | Delaware Twp          | 4,170             | Byram Twp             | 3,110             |
| Branchburg Twp         | 5,500             | Flemington Boro       | 4,170             | Upper Twp             | 3,080             |
| Brigantine City        | 5,490             | Norwood Boro          | 4,120             | Hardyston Twp         | 3,060             |
| Bordentown City        | 5,470             | Vernon Twp            | 4,110             | Riverdale Boro        | 3,020             |
| Prospect Park Boro     | 5,470             | Roseland Boro         | 4,100             | Millstone Twp         | 3,000             |
| North Caldwell Boro    | 5,460             | Merchantville Boro    | 4,030             | Stanhope Boro         | 2,960             |
| Guttenberg Town        | 5,420             | Pohatcong Twp         | 3,980             | Belvidere Town        | 2,960             |
| Atlantic Highlands     | 5,360             | Commercial Twp        | 3,960             | Lawrence Twp          | 2,930             |
| Oaklyn Boro            | 5,290             | Highlands Boro        | 3,910             | Upper Freehold Twp    | 2,900             |
| Demarest Boro          | 5,260             | Lumberton Twp         | 3,900             | Alpha Boro            | 2,890             |
| Englewood Cliffs Boro  | 5,240             | Riverton Boro         | 3,900             | Quinton Twp           | 2,880             |
| Clayton Boro           | 5,230             | Mine Hill Twp         | 3,860             | Andover Twp           | 2,850             |
| Buena Vista Twp        | 5,190             | North Wildwood City   | 3,850             | Elk Twp               | 2,810             |
| Neptune City Boro      | 5,050             | National Park Boro    | 3,830             | Lawnside Boro         | 2,780             |
| Northvale Boro         | 5,040             | Haworth Boro          | 3,770             | Brooklawn Boro        | 2,770             |
| Clementon Boro         | 5,020             | Beverly City          | 3,740             | Harrison Twp          | 2,760             |
| Clinton Twp            | 5,020             | Mullica Twp           | 3,710             | Gibbsboro Boro        | 2,750             |
| Holmdel Twp            | 5,010             | Chester Twp           | 3,700             | Boonton Twp           | 2,680             |
| Egg Harbor City        | 4,980             | Beachwood Boro        | 3,700             | Swedesboro Boro       | 2,670             |
| Hopatcong Boro         | 4,900             | Shrewsbury Boro       | 3,670             | Eastampton Twp        | 2,640             |
| Berlin Twp             | 4,890             | Washington Twp        | 3,670             | Tewksbury Twp         | 2,640             |
| Pine Hill Boro         | 4,880             | Buena Boro            | 3,630             | Laurel Springs Boro   | 2,630             |
| Woodcliff Lake Boro    | 4,870             | Hainesport Twp        | 3,600             | Dennis Twp            | 2,620             |
| Bradley Beach Boro     | 4,860             | Wildwood Crest Boro   | 3,580             | Wenonah Boro          | 2,600             |
| Berlin Boro            | 4,850             | Holland Twp           | 3,540             | Bedminster Twp        | 2,600             |
| Cape May City          | 4,800             | Harding Twp           | 3,530             | Mansfield Twp         | 2,590             |
| Wildwood City          | 4,760             | Maurice River Twp     | 3,480             | Frankford Twp         | 2,590             |
| Fairfield Twp          | 4,730             | Lebanon Twp           | 3,480             | Springfield Twp       | 2,570             |
| Jamesburg Boro         | 4,720             | Woodstown Boro        | 3,460             | Alloway Twp           | 2,560             |
| Waterford Twp          | 4,710             | Old Tappan Boro       | 3,440             | Cranbury Twp          | 2,550             |
| South Bound Brook Boro | 4,700             | North Hanover Twp     | 3,440             | Winfield Twp          | 2,530             |
| Colts Neck Twp         | 4,690             | Chesterfield Twp      | 3,420             | Deerfield Twp         | 2,520             |
| Lambertville City      | 4,600             | Brielle Boro          | 3,420             | High Bridge Boro      | 2,510             |
| Hohokus Boro           | 4,540             | Lakehurst Boro        | 3,410             | Essex Fells Boro      | 2,470             |
| Pittsgrove Twp         | 4,540             | South Toms River Boro | 3,410             | East Amwell Twp       | 2,470             |
| Green Brook Twp        | 4,530             | East Greenwich Twp    | 3,390             | South Hackensack Twp  | 2,400             |
| Spring Lake Heights    | 4,520             | Moonachie Boro        | 3,380             | Harmony Twp           | 2,340             |
| Mountain Lakes Boro    | 4,520             | Mansfield Twp         | 3,360             | Saddle Brook Twp      | 2,320             |
| Watchung Boro          | 4,510             | Woodlynne Boro        | 3,350             | Mannington Twp        | 2,290             |
| Manasquan Boro         | 4,480             | Mendham Boro          | 3,330             | Oldmans Twp           | 2,280             |
| Harrington Park Boro   | 4,450             | Lopatcong Twp         | 3,240             | Hopewell Boro         | 2,250             |
| Hopewell Twp           | 4,430             | Washington Twp        | 3,230             | Long Beach Twp        | 2,250             |
| Delanco Twp            | 4,400             | Woodbine Boro         | 3,220             | Pennington Boro       | 2,230             |
| Stafford Twp           | 4,340             | Mendham Twp           | 3,170             | Ogdensburg Boro       | 2,220             |
| Wantage Twp            | 4,310             | Spring Lake Boro      | 3,170             | West Amwell Twp       | 2,210             |
| Medford Lakes Boro     | 4,280             | Lacey Twp             | 3,170             | Woodland Twp          | 2,200             |
| Point Pleasant Beach   | 4,260             | Upper Pittsgrove Twp  | 3,160             | Westampton Twp        | 2,190             |
| Franklin Boro          | 4,250             | Pilesgrove Twp        | 3,140             | Deal Boro             | 2,180             |

| <u>MUNICIPALITY</u>    | <u>POPULATION</u> | <u>MUNICIPALITY</u>  | <u>POPULATION</u> | <u>MUNICIPALITY</u> | <u>POPULATION</u> |
|------------------------|-------------------|----------------------|-------------------|---------------------|-------------------|
| Kingwood Twp           | 2,170             | Sea Bright Boro      | 1,280             | Stockton Boro       | 580               |
| Tabernacle Twp         | 2,120             | Bethlehem Twp        | 1,260             | Surf City Boro      | 560               |
| Franklin Twp           | 2,120             | Farmingdale Boro     | 1,260             | Millstone Boro      | 550               |
| Blairstown Twp         | 2,070             | Interlaken Boro      | 1,250             | Rockleigh Boro      | 460               |
| White Twp              | 2,070             | Victory Gardens Boro | 1,250             | Hardwick Twp        | 420               |
| Logan Twp              | 2,040             | Allamuchy Twp        | 1,250             | Barnegat Light Boro | 390               |
| Little Egg Harbor Twp  | 2,040             | Greenwich Twp        | 1,230             | Walpack Twp         | 360               |
| Peapack Gladstone Boro | 2,040             | Beach Haven Boro     | 1,220             | Cape May oint Boro  | 290               |
| Mount Arlington Boro   | 2,010             | Pine Beach Boro      | 1,210             | Loch Arbour Village | 290               |
| Hamburg Boro           | 2,000             | Alpine Boro          | 1,200             | Corbin City         | 280               |
| Independence Twp       | 2,000             | Island Heights Boro  | 1,200             | West Wildwood Boro  | 230               |
| Downe Twp              | 1,990             | South Harrison Twp   | 1,180             | Mantoloking Boro    | 190               |
| Union Twp              | 1,990             | Stow Creek Twp       | 1,170             | Harvey Cedars Boro  | 180               |
| Franklin Twp           | 1,980             | West Cape May Boro   | 1,160             | Pahaquarry Twp      | 70                |
| Sea Girt Boro          | 1,970             | Sandyston Twp        | 1,160             | Teterboro Boro      | 20                |
| Alexandria Twp         | 1,940             | Seaside Park Boro    | 1,140             | Pine Valley Boro    | 20                |
| Hampton Twp            | 1,920             | Longport Boro        | 1,090             | Tavistock Boro      | 10                |
| Sussex Boro            | 1,920             | Avalon Boro          | 1,050             |                     |                   |
| Plainsboro Twp         | 1,860             | Branchville Boro     | 1,040             |                     |                   |
| Avon-By-The-Sea Boro   | 1,860             | Califon Boro         | 1,010             |                     |                   |
| Stillwater Twp         | 1,830             | Hope Twp             | 1,010             |                     |                   |
| Monmouth Beach Boro    | 1,790             | Helmetta Boro        | 1,000             |                     |                   |
| Audubon Park Boro      | 1,780             | Seaside Heights Boro | 1,000             |                     |                   |
| Pemberton Boro         | 1,760             | Shamong Twp          | 990               |                     |                   |
| Tuckerton Boro         | 1,760             | Lebanon Boro         | 960               |                     |                   |
| East Newark Boro       | 1,740             | Frelinghuysen Twp    | 950               |                     |                   |
| Oxford Twp             | 1,740             | Bloomsbury Boro      | 920               |                     |                   |
| Allentown Boro         | 1,720             | Stone Harbor Boro    | 890               |                     |                   |
| Knowlton Twp           | 1,690             | Andover Boro         | 880               |                     |                   |
| Sea Isle City          | 1,660             | Bay Head Boro        | 860               |                     |                   |
| Elmer Boro             | 1,650             | Liberty Twp          | 860               |                     |                   |
| South Belmar Boro      | 1,600             | Glen Gardner Boro    | 850               |                     |                   |
| Greenwich Twp          | 1,580             | Rocky Hill Boro      | 850               |                     |                   |
| Clinton Town           | 1,510             | Allenhurst Boro      | 830               |                     |                   |
| Union Twp              | 1,490             | Lavallette Boro      | 830               |                     |                   |
| Frenchtown Boro        | 1,470             | Ship Bottom Boro     | 830               |                     |                   |
| Lower Alloways Creek   | 1,460             | Weymouth Twp         | 820               |                     |                   |
| Lafayette Twp          | 1,440             | Roosevelt Boro       | 810               |                     |                   |
| Englishtown Boro       | 1,430             | Eagleswood Twp       | 800               |                     |                   |
| Newfield Boro          | 1,420             | Ocean Gate Boro      | 800               |                     |                   |
| Elsinboro Twp          | 1,410             | Chesilhurst Boro     | 790               |                     |                   |
| Chester Boro           | 1,400             | Far Hills Boro       | 780               |                     |                   |
| Ocean Twp              | 1,390             | Bass River Twp       | 750               |                     |                   |
| Milford Boro           | 1,380             | Hi-Nella Boro        | 750               |                     |                   |
| Fredon Twp             | 1,370             | Folsom Boro          | 720               |                     |                   |
| Green Twp              | 1,370             | Port Republic City   | 660               |                     |                   |
| Montague Twp           | 1,350             | Washington Twp       | 650               |                     |                   |
| Hampton Boro           | 1,340             | Fieldsboro Boro      | 630               |                     |                   |
| Shrewsbury Twp         | 1,310             | Shiloh Boro          | 620               |                     |                   |
| Woolwich Twp           | 1,300             | Estell Manor City    | 590               |                     |                   |

C101  
Population 1960 4,320  
Population 1969 5,640  
  
Moody Rating  
Land Area 5.87 Sq. Miles

ABSECON CITY  
Net Valuation Taxable 14,331,742  
State Equalized Value 29,715,409  
Net Valuation on Which County Taxes  
are apportioned: 30,044,558  
State Equalization Ratio .4823  
  
- ATLANTIC COUNTY  
General Tax Rate Per \$100 7.13  
State Equalized  
General Tax Rate: 3.43

PER CAPITA:  
Gross Debt 201.29  
Net Debt 50.52  
Debt Service 15.41  
Total Tax Levy 177.23  
Municipal Expenditures 107.04

PER CENT:  
Gross Debt 4.01  
Net Debt 1.01  
Tax Levy Collected 94.22  
Tax Levy Cancelled, Abated  
or Adjusted

| 1969 EXPENDITURES                        |              | 1969 REVENUES                                     |            | 1969 PROPERTY TAX                          |              |
|--|--------------|---|------------|--|--------------|
| GENERAL GOVERNMENT                       |              | 1969 — Property Taxes Collected 941,778.78        |            | STATE EQUALIZED TAX RATE                   |              |
| Governing Body & Public Boards           |              | 1969 Payments in Lieu of Taxes                    |            | Local District School Taxes 1.49           | 442,076.00   |
| Municipal Clerk                          |              | Delinquent Tax & Lien Collections                 | 21,622.60  | Regional & Consolidated School Tax         |              |
| Financial Administration 10,050.00       |              | Business Penalty Replacement Taxes                | 14,026.00  | School Taxes in Municipal Budget .16       | 47,300.00    |
| Assessment of Taxes 9,500.00             |              | Taxes from Public Utilities                       | 91,046.03  | County Taxes .85                           | 252,212.20   |
| Collection of Taxes 12,825.00            |              | Other Miscellaneous Tax Revenues                  |            | County Library Taxes .01                   | 2,044.33     |
| Planning, Housing & Development 2,300.00 |              | State Aid Revenues                                | 24,668.80  | Local Municipal Purpose Taxes .78          | 232,082.33   |
| Human Resources                          |              | Federal Aid Revenues                              |            | Veteran & Senior Citizen Taxes .15         | 45,650.00    |
| Elections 1,360.00                       |              | Sale of Acquired Property                         | 86,475.00  | Total Taxes for Rate Computation 3.44      | 1,021,364.86 |
| General Administration (other) 34,070.00 |              | Other Miscellaneous Revenues                      | 46,495.50  | Special District Taxes                     |              |
| JUDICIARY                                |              | 1969 Revenues Total 1,226,112.71                  |            | Bank Stock Taxes                           | 2,083.70     |
| Municipal Courts 3,350.00                |              | Prior Years Surplus Appropriated                  | 130,000.00 | Added and Omitted Taxes                    | 21,804.82    |
| PUBLIC SAFETY                            |              | REVENUES TOTAL 1,356,112.71                       |            | Total Taxes Levied - ABSTRACT              | 999,603.38   |
| Fire Protection 17,000.00                |              |   |            | TOTAL TAXES BILLED                         | 999,603.38   |
| Police Protection 135,600.00             |              |   |            | 1969 TAXES COLLECTED                       | 941,778.78   |
| Civil Defense & Disaster Control         |              |   |            | 1969 Taxes Cancelled, Abated or Adjusted   |              |
| Environmental Inspection & Control       | 5,000.00     | 1969 REAL PROPERTY VALUATIONS                     |            | Transfer to Tax Title Liens or Foreclosed  |              |
| Other Public Safety                      |              | Code Class # of Parcels %VAL'N ASSESSED VALUATION |            | Balance Outstanding Dec. 31, 1969          | 57,824.60    |
| PUBLIC WORKS                             |              | 1 Vacant Land 906 5.10 708,175.00                 |            | PRIOR YEARS TAXES OUTSTANDING              |              |
| Streets and Drainage 63,534.44           |              | 2 Residential 1704 79.53 11,048,250.00            |            | Balance January 1, 1969                    | 22,586.88    |
| Sewers and Sewage Processing             |              | 3 Farm 1 .26 35,600.00                            |            | Collected in 1969                          | 20,381.23    |
| Garbage and Trash Disposal 41,800.00     |              | 4a Commercial 138 15.11 2,099,575.00              |            | Cancelled, Abated or Adjusted (1969)       |              |
| Public Buildings and Grounds 18,100.00   |              | 4b Industrial                                     |            | Transfers to Tax Title Liens or Foreclosed |              |
| Other Public Works                       |              | 4c Apartments                                     |            | Balance December 31, 1969                  | 2,205.65     |
| HEALTH and WELFARE                       |              | Total 2749 100.00 13,891,600.00                   |            | TAX TITLE LIENS OUTSTANDING                |              |
| Health Services Except Environmental     | 2,600.00     | CAPITAL DEBT AUTHORIZED, DECEMBER 31, 1969        |            | Balance January 1, 1969                    | 19,366.60    |
| Welfare-Public Assistance                | 2,700.00     | ISSUED AND UNISSUED GROSS DEBT NET DEBT           |            | Transfers From Taxes                       |              |
| Hospitals, Clinics, First Aid            | 5,500.00     | School 940,000 89,709                             |            | Redeemed in 1969                           | 1,241.37     |
| Animal, Insect, & Rodent Control         | 1,800.00     | Self-liquidating                                  |            | Cancelled, Abated or Adjusted (1969)       |              |
| Other Welfare Services                   |              | Other 195,250 195,250                             |            | Transfers to Foreclosed Property           |              |
| RECREATION and CONSERVATION              |              | Total 1,135,250 284,959                           |            | Balance December 31, 1969                  | 18,125.23    |
| Beaches and Boardwalks                   |              | ISSUED AND OUTSTANDING                            |            | PROPERTY ACQUIRED BY DEED OR               |              |
| Parks, Playgrounds, Shade Trees          | 10,900.00    | School 940,000.00                                 |            | FORECLOSURE                                |              |
| Land Reclamation & Conservation          |              | Self-Liquidating                                  |            | Balance January 1, 1969                    | 135,924.42   |
| Other Recreational Services              |              | Other 195,250.00                                  |            | Transfers From Taxes or Liens              |              |
| EDUCATION (excluding schools)            |              | Total 1,135,250.00                                |            | Sale for Cash (1969)                       | 86,475.00    |
| Libraries                                | 3,000.00     | EQUALIZED VALUATION BASIS                         |            | Cancelled, Abated or Adjusted (1969)       |              |
| Other Educational Services               |              | FOR NET DEBT COMPUTATION 28,343,046.00            |            | Balance December 31, 1969                  | 49,449.42    |
| STATUTORY EXPENDITURES                   |              | 1969 CAPITAL OUTLAY TOTAL 422,222.91              |            | CURRENT FINANCES DECEMBER 31, 1969         |              |
| Pensions & F.I.C.A.                      | 19,180.00    | Beaches and Boardwalks                            |            | ASSETS                                     |              |
| Employee Fringe Benefits                 | 4,000.00     | Parks and Playgrounds                             |            | Cash Dec. 31, 1969                         | 262,816.98   |
| Other Statutory Expenditures             |              | Public Buildings and Grounds                      | 383,510.75 | Taxes Receivable                           | 60,030.25    |
| MUNICIPAL FUNCTIONS                      |              | Vehicular Equipment                               | 5,846.00   | Tax Title Liens                            | 18,125.23    |
| CAPITAL IMPROVEMENTS                     | 27,277.77    | Streets, Roads, Sidewalks, Storm Sewers           | 31,712.36  | Foreclosed Property                        | 49,449.42    |
| DEBT SERVICE                             |              | Sewer System                                      |            | Emergencies & Other Deferred Charges       | 57,876.32    |
| Principal Payments                       | 26,000.00    | Water Service                                     |            | State Aid Receivable                       | 20,117.74    |
| Interest Payments                        | 60,912.50    | Other Utilities                                   |            | Other Receivables                          | 436.31       |
| TYPE I SCHL DEBT *MEMO                   |              | Hospitals and Clinics                             |            | Total                                      | 468,852.25   |
| DEFERRED CHARGES                         | 16,667.00    | Garbage and Trash Disposal Facilities             |            | LIABILITIES                                |              |
| SCHOOL, COUNTY, SPECIAL DISTRICT TAXES   | 743,632.53   | Health Equipment                                  |            | Cash Liabilities                           | 85,791.96    |
| RESERVE FOR UNCOLLECTED TAXES            | 68,680.42    | Library and Education Facilities                  |            | Reserves for Receivables                   | 171,374.21   |
| EXPENDITURES                             |              | Conservation and Recreation                       |            | Surplus Dec. 31, 1969                      | 211,686.08   |
| TOTAL                                    | 1,347,339.66 | Other Expenditures                                | 1,153.80   | Total                                      | 468,852.25   |

\* ABOVE DEBT SERVICE INCLUDES TYPE I SCHOOL DEBT



| 1001            |                 | ALEXANDRIA TWP                                       |            | - HUNTERDON COUNTY          |      | PER CAPITA:            |        | PER CENT:                              |       |
|-----------------|-----------------|--|------------|-----------------------------|------|------------------------|--------|--|-------|
| Population 1960 | 1,629           | Net Valuation Taxable                                | 13,786,959 |                             |      | Gross Debt             | 156.96 | Gross Debt                             | 2.11  |
| Population 1969 | 1,940           | State Equalized Value                                | 15,713,424 | General Tax Rate Per \$100. | 3.59 | Net Debt               |        | Net Debt                               |       |
|                 |                 | Net Valuation on Which County Taxes are apportioned: | 15,654,563 | State Equalized             |      | Debt Service           |        | Tax Levy Collected                     | 85.97 |
| Moody Rating    |                 | State Equalization Ratio                             | .8774      | General Tax Rate:           | 3.14 | Total Tax Levy         | 250.60 | Tax Levy Cancelled, Abated or Adjusted | .35   |
| Land Area       | 28.20 Sq. Miles |  |            |                             |      | Municipal Expenditures | 90.37  |  |       |

| 1969 EXPENDITURES                      |            | 1969 REVENUES                              |             | 1969 PROPERTY TAX                          |            |
|--|------------|--|-------------|--|------------|
| GENERAL GOVERNMENT                     |            | 1969 — Property Taxes Collected            |             | STATE EQUALIZED TAX RATE                   |            |
| Governing Body & Public Boards         |            |  | 418,839.84  | Local District School Taxes                | 1.43       |
| Municipal Clerk                        |            | 1969 Payments in Lieu of Taxes             |             | Regional & Consolidated School Tax         | 1.00       |
| Financial Administration               | 2,000.00   | Delinquent Tax & Lien Collections          | 64,430.70   | School Taxes in Municipal Budget           |            |
| Assessment of Taxes                    | 3,050.00   | Business Personalty Replacement Taxes      | 17,693.00   | County Taxes                               | .47        |
| Collection of Taxes                    | 2,622.18   | Taxes from Public Utilities                | 48,949.63   | County Library Taxes                       | .02        |
| Planning, Housing & Development        | 1,793.90   | Other Miscellaneous Tax Revenues           |             | Local Municipal Purpose Taxes              | .16        |
| Human Resources                        |            | State Aid Revenues                         | 15,914.07   | Veteran & Senior Citizen Taxes             | .08        |
| Elections                              | 600.00     | Federal Aid Revenues                       |             | Total Taxes for Rate Computation           | 3.16       |
| General Administration (other)         | 9,450.00   | Sale of Acquired Property                  |             | Special District Taxes                     |            |
| JUDICIARY                              |            | Other Miscellaneous Revenues               | 16,835.26   | Bank Stock Taxes                           |            |
| Municipal Courts                       | 1,550.00   | 1969 Revenues                              | 582,662.50  | Added and Omitted Taxes                    | 3,479.69   |
| PUBLIC SAFETY                          |            | Prior Years Surplus Appropriated           | 28,000.00   | Total Taxes Levied - ABSTRACT              | 486,172.16 |
| Fire Protection                        | 2,250.00   | REVENUES                                   | 610,662.50  | TOTAL TAXES BILLED                         | 487,172.16 |
| Police Protection                      | 3,358.16   |  |             | 1969 TAXES COLLECTED                       | 418,839.84 |
| Civil Defense & Disaster Control       | 250.00     | 1969 REAL PROPERTY VALUATIONS              |             | 1969 Taxes Cancelled, Abated or Adjusted   | 1,691.50   |
| Environmental Inspection & Control     | 950.00     | Code                                       | Class       | Transfer to Tax Title Liens or Foreclosed  | 1,647.81   |
| Other Public Safety                    |            | 1  | Vacant Land | Balance Outstanding Dec. 31, 1969          | 64,993.01  |
| PUBLIC WORKS                           |            | 2  | Residential | PRIOR YEARS TAXES OUTSTANDING              |            |
| Streets and Drainage                   | 47,525.76  | 3  | Farm        | Balance January 1, 1969                    | 74,654.23  |
| Sewers and Sewage Processing           |            | 4a   | Commercial  | Collected in 1969                          | 64,430.70  |
| Garbage and Trash Disposal             |            | 4b   | Industrial  | Cancelled, Abated or Adjusted (1969)       | 771.76     |
| Public Buildings and Grounds           |            | 4c   | Apartments  | Transfers to Tax Title Liens or Foreclosed | 931.00     |
| Other Public Works                     |            | Total                                      | 974         | Balance December 31, 1969                  | 8,520.77   |
| HEALTH and WELFARE                     |            | CAPITAL DEBT AUTHORIZED, DECEMBER 31, 1969 |             | TAX TITLE LIENS OUTSTANDING                |            |
| Health Services Except Environmental   | 675.00     | ISSUED AND UNISSUED                        |             | Balance January 1, 1969                    | 658.88     |
| Welfare-Public Assistance              | 300.00     | School                                     | 289,505     | Transfers From Taxes                       | 2,608.31   |
| Hospitals, Clinics, First Aid          |            | Self-liquidating                           |             | Redeemed in 1969                           |            |
| Animal, Insect, & Rodent Control       |            | Other                                      | 15,000      | Cancelled, Abated or Adjusted (1969)       |            |
| Other Welfare Services                 |            | Total                                      | 304,505     | Transfers to Foreclosed Property           |            |
| RECREATION and CONSERVATION            |            | ISSUED AND OUTSTANDING                     |             | Balance December 31, 1969                  | 3,267.19   |
| Beaches and Boardwalks                 |            | School                                     |             | PROPERTY ACQUIRED BY DEED OR               |            |
| Parks, Playgrounds, Shade Trees        |            | Self-Liquidating                           |             | FORECLOSURE                                |            |
| Land Reclamation & Conservation        |            | Other                                      |             | Balance January 1, 1969                    |            |
| Other Recreational Services            |            | Total                                      | 289,505.25  | Transfers From Taxes or Liens              |            |
| EDUCATION (excluding schools)          |            | EQUALIZED VALUATION BASIS                  |             | Sale for Cash (1969)                       |            |
| Libraries                              |            | FOR NET DEBT COMPUTATION                   |             | Cancelled, Abated or Adjusted (1969)       |            |
| Other Educational Services             |            | 14,405,064.00                              |             | Balance December 31, 1969                  |            |
| STATUTORY EXPENDITURES                 |            | 1969 CAPITAL OUTLAY                        |             | CURRENT FINANCES DECEMBER 31, 1969         |            |
| Pensions & F.I.C.A.                    | 2,200.00   | TOTAL                                      |             | ASSETS                                     |            |
| Employee Fringe Benefits               | 1,500.00   | 4,000.00                                   |             | Cash Dec. 31, 1969                         | 279,909.16 |
| Other Statutory Expenditures           |            |  |             | Taxes Receivable                           | 73,513.78  |
| MUNICIPAL FUNCTIONS                    | 80,075.00  |  |             | Tax Title Liens                            | 3,267.19   |
| CAPITAL IMPROVEMENTS                   | 19,000.00  |  |             | Foreclosed Property                        |            |
| DEBT SERVICE                           |            |  |             | Emergencies & Other Deferred Charges       |            |
| Principal Payments                     |            |  |             | State Aid Receivable                       | 30,282.10  |
| Interest Payments                      |            |  |             | Other Receivables                          | 776.89     |
| DEFERRED CHARGES                       |            |  |             | Total                                      | 387,749.12 |
| SCHOOL, COUNTY, SPECIAL DISTRICT TAXES | 457,812.96 |  |             | LIABILITIES                                |            |
| RESERVE FOR UNCOLLECTED TAXES          | 76,251.58  |  |             | Cash Liabilities                           | 197,971.67 |
| EXPENDITURES                           | 633,139.54 |  |             | Reserves for Receivables                   | 77,557.86  |
| TOTAL                                  |            |  |             | Surplus Dec. 31, 1969                      | 112,219.59 |
|  |            |  |             | Total                                      | 387,749.12 |

2101  
Population 1960 973  
Population 1969 1,250  
Moody Rating  
Land Area 20.10 Sq. Miles

ALLAMUCHY TWP - WARREN COUNTY  
Net Valuation Taxable 6,631,450  
State Equalized Value 8,816,072 General Tax Rate Per \$100. 4.46  
Net Valuation on Which County Taxes are apportioned: 11,836,940 State Equalized  
State Equalization Ratio .7522 General Tax Rate: 3.35

PER CAPITA:  
Gross Debt 8.00  
Net Debt  
Debt Service .16  
Total Tax Levy 264.84  
Municipal Expenditures 70.56  
PER CENT:  
Gross Debt .10  
Net Debt  
Tax Levy Collected 81.53  
Tax Levy Cancelled, Abated or Adjusted 3.36

| 1969 EXPENDITURES                      |                   | 1969 REVENUES                         |                    | 1969 PROPERTY TAX                          |                 |
|--|-------------------|---------------------------------------|--------------------|--|-----------------|
| <b>GENERAL GOVERNMENT</b>              |                   | 1969 — Property Taxes Collected       |                    | <b>STATE EQUALIZED TAX RATE</b>            |                 |
| Governing Body & Public Boards         |                   |                                       | 270,313.63         | Local District School Taxes                | 2.30 202,790.00 |
| Municipal Clerk                        |                   | 1969 Payments in Lieu of Taxes        |                    | Regional & Consolidated School Tax         |                 |
| Financial Administration               | 3,450.00          | Delinquent Tax & Lien Collections     | 38,792.39          | School Taxes in Municipal Budget           |                 |
| Assessment of Taxes                    | 1,950.00          | Business Personalty Replacement Taxes | 26,164.00          | County Taxes                               | .96 84,428.85   |
| Collection of Taxes                    | 2,050.00          | Taxes from Public Utilities           | 24,213.90          | County Library Taxes                       | .03 2,401.37    |
| Planning, Housing & Development        | 1,500.00          | Other Miscellaneous Tax Revenues      |                    | Local Municipal Purpose Taxes              | .02 1,972.27    |
| Human Resources                        |                   | State Aid Revenues                    | 5,760.44           | Veteran & Senior Citizen Taxes             | .04 3,700.00    |
| Elections                              |                   | Federal Aid Revenues                  |                    | Total Taxes for Rate Computation           | 3.35 295,292.49 |
| General Administration (other)         | 8,300.00          | Sale of Acquired Property             |                    | Special District Taxes                     |                 |
| <b>JUDICIARY</b>                       |                   | Other Miscellaneous Revenues          | 6,239.70           | Bank Stock Taxes                           |                 |
| Municipal Courts                       |                   | Other Miscellaneous Revenues          | 6,239.70           | Added and Omitted Taxes                    |                 |
| <b>PUBLIC SAFETY</b>                   |                   | 1969 Revenues                         | 371,484.06         | Total Taxes Levied - ABSTRACT              | 331,051.14      |
| Fire Protection                        | 200.00            | Prior Years Surplus Appropriated      | 7,000.00           | <b>TOTAL TAXES BILLED</b>                  | 331,545.33      |
| Police Protection                      | 100.00            | <b>REVENUES</b>                       | <b>378,484.06</b>  | 1969 TAXES COLLECTED                       | 270,313.63      |
| Civil Defense & Disaster Control       | 200.00            |                                       |                    | 1969 Taxes Cancelled, Abated or Adjusted   | 11,129.26       |
| Environmental Inspection & Control     | 2,000.00          |                                       |                    | Transfer to Tax Title Liens or Foreclosed  | 51.72           |
| Other Public Safety                    |                   |                                       |                    | Balance Outstanding Dec. 31, 1969          | 50,050.72       |
| <b>PUBLIC WORKS</b>                    |                   | <b>1969 REAL PROPERTY VALUATIONS</b>  |                    | <b>PRIOR YEARS TAXES OUTSTANDING</b>       |                 |
| Streets and Drainage                   | 16,000.00         | Code Class # of Parcels %VAL'N        | ASSESSED VALUATION | Balance January 1, 1969                    | 43,304.38       |
| Sewers and Sewage Processing           |                   | 1 Vacant Land 137 5.51                | 358,825.00         | Collected in 1969                          | 38,450.23       |
| Garbage and Trash Disposal             |                   | 2 Residential 186 42.48               | 2,764,190.00       | Cancelled, Abated or Adjusted (1969)       | 2,834.86        |
| Public Buildings and Grounds           |                   | 3 Farm 178 32.51                      | 2,115,655.00       | Transfers to Tax Title Liens or Foreclosed | 1,314.70        |
| Other Public Works                     |                   | 4a Commercial 11 11.94                | 777,295.00         | Balance December 31, 1969                  | 704.59          |
| <b>HEALTH and WELFARE</b>              |                   | 4b Industrial 1 .97                   | 63,260.00          | <b>TAX TITLE LIENS OUTSTANDING</b>         |                 |
| Health Services Except Environmental   | 1,800.00          | 4c Apartments 1 6.58                  | 428,275.00         | Balance January 1, 1969                    | 5,081.09        |
| Welfare-Public Assistance              | 600.00            | Total 514 99.99                       | 6,507,500.00       | Transfers From Taxes                       | 1,538.07        |
| Hospitals, Clinics, First Aid          |                   |                                       |                    | Redeemed in 1969                           | 342.16          |
| Animal, Insect, & Rodent Control       | 400.00            |                                       |                    | Cancelled, Abated or Adjusted (1969)       |                 |
| Other Welfare Services                 |                   |                                       |                    | Transfers to Foreclosed Property           |                 |
| <b>RECREATION and CONSERVATION</b>     |                   |                                       |                    | Balance December 31, 1969                  | 6,277.00        |
| Beaches and Boardwalks                 |                   |                                       |                    | <b>PROPERTY ACQUIRED BY DEED OR</b>        |                 |
| Parks, Playgrounds, Shade Trees        |                   |                                       |                    | <b>FORECLOSURE</b>                         |                 |
| Land Reclamation & Conservation        |                   |                                       |                    | Balance January 1, 1969                    |                 |
| Other Recreational Services            |                   |                                       |                    | Transfers From Taxes or Liens              |                 |
| <b>EDUCATION (excluding schools)</b>   |                   |                                       |                    | Sale for Cash (1969)                       |                 |
| Libraries                              |                   |                                       |                    | Cancelled, Abated or Adjusted (1969)       |                 |
| Other Educational Services             |                   |                                       |                    | Balance December 31, 1969                  |                 |
| <b>STATUTORY EXPENDITURES</b>          |                   |                                       |                    | <b>CURRENT FINANCES DECEMBER 31, 1969</b>  |                 |
| Pensions & F.I.C.A.                    | 1,600.00          |                                       |                    | <b>ASSETS</b>                              |                 |
| Employee Fringe Benefits               |                   |                                       |                    | Cash Dec. 31, 1969                         | 151,508.71      |
| Other Statutory Expenditures           |                   |                                       |                    | Taxes Receivable                           | 50,755.31       |
| <b>MUNICIPAL FUNCTIONS</b>             |                   |                                       |                    | Tax Title Liens                            | 6,277.00        |
| <b>CAPITAL IMPROVEMENTS</b>            |                   |                                       |                    | Foreclosed Property                        |                 |
| <b>DEBT SERVICE</b>                    |                   |                                       |                    | Emergencies & Other Deferred Charges       |                 |
| Principal Payments                     |                   |                                       |                    | State Aid Receivable                       |                 |
| Interest Payments                      | 200.00            |                                       |                    | Other Receivables                          | 1,040.00        |
| <b>DEFERRED CHARGES</b>                |                   |                                       |                    | Total                                      | 209,581.02      |
| SCHOOL, COUNTY, SPECIAL DISTRICT TAXES | 289,620.22        |                                       |                    | <b>LIABILITIES</b>                         |                 |
| RESERVE FOR UNCOLLECTED TAXES          | 44,346.71         |                                       |                    | Cash Liabilities                           | 64,136.71       |
| <b>EXPENDITURES</b>                    | <b>377,816.93</b> |                                       |                    | Reserves for Receivables                   | 58,072.31       |
|  |                   |                                       |                    | Surplus Dec. 31, 1969                      | 87,372.00       |
|  |                   |                                       |                    | Total                                      | 209,581.02      |

0201  
Population 1960 4,092  
Population 1969 5,910  
  
Moody Rating  
Land Area 2.80 Sq. Miles

ALLENDALE BCRO - BERGEN COUNTY  
Net Valuation Taxable 61,360,844  
State Equalized Value 60,813,522  
Net Valuation on Which County Taxes are apportioned: 58,923,880  
State Equalization Ratio 1.0090  
General Tax Rate Per \$100. 3.26  
State Equalized General Tax Rate: 3.28

PER CAPITA:  
Gross Debt 822.55  
Net Debt 282.11  
Debt Service 1.11  
Total Tax Levy 335.84  
Municipal Expenditures 106.63  
  
PER CENT:  
Gross Debt 8.65  
Net Debt 2.97  
Tax Levy Collected 96.26  
Tax Levy Cancelled, Abated or Adjusted .69

| 1969 EXPENDITURES                             |              | 1969 REVENUES   |                    | 1969 PROPERTY TAX                               |                   |
|---|--------------|---|--------------------|---|-------------------|
| <b>GENERAL GOVERNMENT</b>                     |              | 1969 — Property Taxes Collected                           |                    | <b>STATE EQUALIZED TAX RATE</b>                 |                   |
| Governing Body & Public Boards                |              |   | 1,913,949.28       | Local District School Taxes                     | 1.21 735,624.82   |
| Municipal Clerk                               |              | 1969 Payments in Lieu of Taxes                            |                    | Regional & Consolidated School Tax              | 1.08 654,586.20   |
| Financial Administration                      | 14,750.00    | Delinquent Tax & Lien Collections                         | 40,447.53          | School Taxes in Municipal Budget                |                   |
| Assessment of Taxes                           | 7,550.00     | Business Personalty Replacement Taxes                     | 21,473.00          | County Taxes                                    | .40 242,404.19    |
| Collection of Taxes                           | 8,701.16     | Taxes from Public Utilities                               | 90,929.14          | County Library Taxes                            |                   |
| Planning, Housing & Development               | 2,950.00     | Other Miscellaneous Tax Revenues                          |                    | Local Municipal Purpose Taxes                   | .55 332,961.55    |
| Human Resources                               |              | State Aid Revenues  | 18,576.81          | Veteran & Senior Citizen Taxes                  | .05 32,360.00     |
| Elections                                     |              | Federal Aid Revenues                                      |                    | Total Taxes for Rate Computation                | 3.29 1,997,936.76 |
| General Administration (other)                | 35,100.00    | Sale of Acquired Property                                 |                    | Special District Taxes                          |                   |
| <b>JUDICIARY</b>                              |              | Other Miscellaneous Revenues                              | 48,709.92          | Bank Stock Taxes                                | 2,102.15          |
| Municipal Courts                              | 3,700.00     | 1969 Revenues   | 2,134,085.68       | Added and Omitted Taxes                         | 17,155.75         |
| <b>PUBLIC SAFETY</b>                          |              | Prior Years Surplus Appropriated                          | 64,000.00          | Total Taxes Levied - ABSTRACT                   | 1,984,834.66      |
| Fire Protection                               | 21,725.00    | REVENUES  | 2,198,085.68       | <b>TOTAL TAXES BILLED</b>                       | 1,988,411.41      |
| Police Protection                             | 139,175.63   |   |                    | 1969 TAXES COLLECTED                            | 1,913,949.28      |
| Civil Defense & Disaster Control              | 750.00       | <b>1969 REAL PROPERTY VALUATIONS</b>                      |                    | 1969 Taxes Cancelled, Abated or Adjusted        | 13,781.85         |
| Environmental Inspection & Control            | 7,620.00     | Code Class # of Parcels %VAL'N                            | ASSESSED VALUATION | Transfer to Tax Title Liens or Foreclosed       | 88.02             |
| Other Public Safety                           |              | 1 Vacant Land 142 4.14                                    | 2,523,400.00       | Balance Outstanding Dec. 31, 1969               | 60,592.26         |
| <b>PUBLIC WORKS</b>                           |              | 2 Residential 1527 87.64                                  | 53,444,200.00      | <b>PRIOR YEARS TAXES OUTSTANDING</b>            |                   |
| Streets and Drainage                          | 54,800.00    | 3 Farm 8 .33  | 202,900.00         | Balance January 1, 1969                         | 41,644.34         |
| Sewers and Sewage Processing                  |              | 4a Commercial 43 7.27                                     | 4,431,600.00       | Collected in 1969                               | 40,447.53         |
| Garbage and Trash Disposal                    | 45,000.00    | 4b Industrial 3 .62                                       | 379,700.00         | Cancelled, Abated or Adjusted (1969)            |                   |
| Public Buildings and Grounds                  | 17,000.00    | 4c Apartments   |                    | Transfers to Tax Title Liens or Foreclosed      |                   |
| Other Public Works                            |              | Total 1723 100.00   | 60,981,800.00      | Balance December 31, 1969                       | 1,196.81          |
| <b>HEALTH AND WELFARE</b>                     |              | <b>CAPITAL DEBT AUTHORIZED, DECEMBER 31, 1969</b>         |                    | <b>TAX TITLE LIENS OUTSTANDING</b>              |                   |
| Health Services Except Environmental          | 9,950.00     | ISSUED AND UNISSUED                                       | GROSS DEBT         | Balance January 1, 1969                         | 425.72            |
| Welfare-Public Assistance                     | 1,500.00     | School  | 2,941,299          | Transfers From Taxes                            | 88.02             |
| Hospitals, Clinics, First Aid                 |              | Self-liquidating  | 305,000            | Redeemed in 1969                                |                   |
| Animal, Insect, & Rodent Control              |              | Other   | 1,615,000          | Cancelled, Abated or Adjusted (1969)            |                   |
| Other Welfare Services                        |              | Total   | 4,861,299          | Transfers to Foreclosed Property                |                   |
| <b>RECREATION AND CONSERVATION</b>            |              | ISSUED AND OUTSTANDING                                    |                    | Balance December 31, 1969                       | 513.74            |
| Beaches and Boardwalks                        |              | School  | 2,226,299.63       | <b>PROPERTY ACQUIRED BY DEED OR FORECLOSURE</b> |                   |
| Parks, Playgrounds, Shade Trees               | 16,700.00    | Self-Liquidating  | 305,000.00         | Balance January 1, 1969                         | 4,900.00          |
| Land Reclamation & Conservation               |              | Other   | 1,575,000.00       | Transfers From Taxes or Liens                   |                   |
| Other Recreational Services                   | 7,550.00     | Total   | 4,106,299.63       | Sale for Cash (1969)                            |                   |
| <b>EDUCATION (excluding schools)</b>          |              | <b>EQUALIZED VALUATION BASIS FOR NET DEBT COMPUTATION</b> | 56,224,778.00      | Cancelled, Abated or Adjusted (1969)            |                   |
| Libraries                                     | 15,300.00    | 1969 CAPITAL OUTLAY                                       | TOTAL              | Balance December 31, 1969                       | 4,900.00          |
| Other Educational Services                    |              | Beaches and Boardwalks                                    | 796,857.11         | <b>CURRENT FINANCES DECEMBER 31, 1969</b>       |                   |
| <b>STATUTORY EXPENDITURES</b>                 |              | Parks and Playgrounds                                     |                    | <b>ASSETS</b>                                   |                   |
| Pensions & F.I.C.A.                           | 21,976.00    | Public Buildings and Grounds                              | 6,000.00           | Cash Dec. 31, 1969                              | 135,992.94        |
| Employee Fringe Benefits                      | 12,200.00    | Vehicular Equipment                                       |                    | Taxes Receivable                                | 61,789.07         |
| Other Statutory Expenditures                  |              | Streets, Roads, Sidewalks, Storm Sewers                   | 4,450.00           | Tax Title Liens                                 | 513.74            |
| <b>MUNICIPAL FUNCTIONS</b>                    | 443,997.79   | Sewer System  | 685,849.11         | Foreclosed Property                             | 4,900.00          |
| <b>CAPITAL IMPROVEMENTS</b>                   | 104,729.00   | Water Service   |                    | Emergencies & Other Deferred Charges            | 12,825.62         |
| <b>DEBT SERVICE</b>                           |              | Other Utilities   |                    | State Aid Receivable                            |                   |
| Principal Payments                            | 5,000.00     | Hospitals and Clinics                                     |                    | Other Receivables                               | 1,071.15          |
| Interest Payments                             | 1,575.00     | Garbage and Trash Disposal Facilities                     | 51,279.00          | Total   | 217,092.52        |
| <b>DEFERRED CHARGES</b>                       | 5,560.00     | Health Equipment  |                    | <b>LIABILITIES</b>                              |                   |
| <b>SCHOOL, COUNTY, SPECIAL DISTRICT TAXES</b> | 1,632,615.21 | Library and Education Facilities                          |                    | Cash Liabilities                                | 64,268.00         |
| <b>RESERVE FOR UNCOLLECTED TAXES</b>          | 69,307.51    | Conservation and Recreation                               |                    | Reserves for Receivables                        | 68,273.96         |
| <b>EXPENDITURES</b>                           | 2,262,784.51 | Other Expenditures  | 49,279.00          | Surplus Dec. 31, 1969                           | 84,550.56         |
|   |              |   |                    | Total   | 217,092.52        |

|                 |                 |                                     |  |            |                             |      |                        |           |                            |       |
|-----------------|-----------------|-------------------------------------|--|------------|-----------------------------|------|------------------------|-----------|----------------------------|-------|
| 1301            | ALLENHURST BORO |                                     |  |            | - MONMOUTH COUNTY           |      | PER CAPITA:            | PER CENT: |                            |       |
| Population 1960 | 795             | Net Valuation Taxable               |  | 9,495,928  |                             |      | Gross Debt             | 495.46    | Gross Debt                 | 3.80  |
| Population 1969 | 830             | State Equalized Value               |  | 12,082,870 | General Tax Rate Per \$100. | 3.35 | Net Debt               | 420.76    | Net Debt                   | 3.22  |
|                 |                 | Net Valuation on Which County Taxes |  |            |                             |      | Debt Service           | 30.57     | Tax Levy Collected         | 97.93 |
| Moody Rating    |                 | are apportioned:                    |  | 11,042,024 | State Equalized             |      | Total Tax Levy         | 385.87    | Tax Levy Cancelled, Abated |       |
| Land Area       | .30 Sq. Miles   | State Equalization Ratio            |  | .7859      | General Tax Rate:           | 2.63 | Municipal Expenditures | 536.97    | or Adjusted                |       |

| 1969 EXPENDITURES                      |            | 1969 REVENUES                                      |  | 1969 PROPERTY TAX                          |  |
|--|------------|--|--|--|--|
| GENERAL GOVERNMENT                     |            | 1969 — Property Taxes Collected                    |  | STATE EQUALIZED TAX RATE                   |  |
| Governing Body & Public Boards         |            | 313,748.43   |  | Local District School Taxes .54            |  |
| Municipal Clerk                        |            | 1,933.37   |  | Regional & Consolidated School Tax         |  |
| Financial Administration               | 30,235.49  | 4,453.00   |  | School Taxes in Municipal Budget           |  |
| Assessment of Taxes                    | 1,400.00   | 36,384.85  |  | County Taxes .55                           |  |
| Collection of Taxes                    | 312.56     | 5,894.41   |  | County Library Taxes .02                   |  |
| Planning, Housing & Development        | 300.00     | 188,745.29   |  | Local Municipal Purpose Taxes 1.50         |  |
| Human Resources                        |            | 551,159.35   |  | Veteran & Senior Citizen Taxes .03         |  |
| Elections                              | 508.43     | 37,000.00  |  | Total Taxes for Rate Computation 2.64      |  |
| General Administration (other)         | 31,889.98  | 588,159.35   |  | Special District Taxes                     |  |
| JUDICIARY                              |            | Total  |  | Bank Stock Taxes                           |  |
| Municipal Courts                       | 2,077.51   | REVENUES TOTAL                                     |  | Added and Omitted Taxes                    |  |
| PUBLIC SAFETY                          |            | 1969 REAL PROPERTY VALUATIONS                      |  | Total Taxes Levied - ABSTRACT              |  |
| Fire Protection                        | 13,250.00  | Code Class # of Parcels %VAL'N ASSESSED VALUATION  |  | TOTAL TAXES BILLED                         |  |
| Police Protection                      | 84,345.03  | 1 Vacant Land 14 1.06 98,870.00                    |  | 1969 TAXES COLLECTED                       |  |
| Civil Defense & Disaster Control       |            | 2 Residential 283 71.23 6,636,067.00               |  | 1969 Taxes Cancelled, Abated or Adjusted   |  |
| Environmental Inspection & Control     | 257.68     | 3 Farm 997,944.00                                  |  | Transfer to Tax Title Liens or Foreclosed  |  |
| Other Public Safety                    |            | 4a Commercial 24 10.71 1,409,700.00                |  | Balance Outstanding Dec. 31, 1969          |  |
| PUBLIC WORKS                           |            | 4b Industrial 4 15.13 173,350.00                   |  | PRIOR YEARS TAXES OUTSTANDING              |  |
| Streets and Drainage                   | 32,554.62  | 4c Apartments 7 1.86 9,315,931.00                  |  | Balance January 1, 1969                    |  |
| Sewers and Sewage Processing           |            | Total 332 99.99                                    |  | Collected in 1969                          |  |
| Garbage and Trash Disposal             | 29,926.76  | CAPITAL DEBT AUTHORIZED, DECEMBER 31, 1969         |  | Cancelled, Abated or Adjusted (1969)       |  |
| Public Buildings and Grounds           | 6,344.51   | ISSUED AND UNISSUED GROSS DEBT NET DEBT            |  | Transfers to Tax Title Liens or Foreclosed |  |
| Other Public Works                     |            | School 62,000                                      |  | Balance December 31, 1969                  |  |
| HEALTH and WELFARE                     |            | Self-liquidating 349,232                           |  | TAX TITLE LIENS OUTSTANDING                |  |
| Health Services Except Environmental   | 411.32     | Other 411,232                                      |  | Balance January 1, 1969                    |  |
| Welfare-Public Assistance              | 600.00     | ISSUED AND OUTSTANDING                             |  | Transfers From Taxes                       |  |
| Hospitals, Clinics, First Aid          | 500.00     | School 285,500.00                                  |  | Redeemed in 1969                           |  |
| Animal, Insect, & Rodent Control       | 300.00     | Self-liquidating 285,500.00                        |  | Cancelled, Abated or Adjusted (1969)       |  |
| Other Welfare Services                 | 100.00     | Other 10,834,042.00                                |  | Transfers to Foreclosed Property           |  |
| RECREATION and CONSERVATION            |            | EQUALIZED VALUATION BASIS FOR NET DEBT COMPUTATION |  | Balance December 31, 1969                  |  |
| Beaches and Boardwalks                 | 50,343.58  | 1969 CAPITAL OUTLAY TOTAL                          |  | PROPERTY ACQUIRED BY DEED OR FORECLOSURE   |  |
| Parks, Playgrounds, Shade Trees        | 61,998.10  | Beaches and Boardwalks 92,960.32                   |  | Balance January 1, 1969                    |  |
| Land Reclamation & Conservation        |            | Parks and Playgrounds                              |  | Transfers From Taxes or Liens              |  |
| Other Recreational Services            |            | Public Buildings and Grounds                       |  | Sale for Cash (1969)                       |  |
| EDUCATION (excluding schools)          |            | Vehicular Equipment                                |  | Cancelled, Abated or Adjusted (1969)       |  |
| Libraries                              |            | Streets, Roads, Sidewalks, Storm Sewers            |  | Balance December 31, 1969                  |  |
| Other Educational Services             |            | Sewer System 521.04                                |  | CURRENT FINANCES DECEMBER 31, 1969         |  |
| STATUTORY EXPENDITURES                 |            | Water Service                                      |  | ASSETS                                     |  |
| Pensions & F.I.C.A.                    | 25,329.67  | Other Utilities                                    |  | Cash Dec. 31, 1969                         |  |
| Employee Fringe Benefits               | 11,647.00  | Hospitals and Clinics                              |  | Taxes Receivable                           |  |
| Other Statutory Expenditures           |            | Garbage and Trash Disposal Facilities              |  | Tax Title Liens                            |  |
| MUNICIPAL FUNCTIONS                    |            | Health Equipment                                   |  | Foreclosed Property                        |  |
| CAPITAL IMPROVEMENTS                   | 10,000.00  | Library and Education Facilities                   |  | Emergencies & Other Deferred Charges       |  |
| DEBT SERVICE                           |            | Conservation and Recreation                        |  | State Aid Receivable                       |  |
| Principal Payments                     | 16,000.00  | Other Expenditures                                 |  | Other Receivables                          |  |
| Interest Payments                      | 9,372.53   |  |  | Total                                      |  |
| DEFERRED CHARGES                       | 16,546.06  |  |  | LIABILITIES                                |  |
| SCHOOL, COUNTY, SPECIAL DISTRICT TAXES | 134,191.11 |  |  | Cash Liabilities                           |  |
| RESERVE FOR UNCOLLECTED TAXES          | 9,132.45   |  |  | Reserves for Receivables                   |  |
| EXPENDITURES                           |            |  |  | Surplus Dec. 31, 1969                      |  |
| TOTAL                                  | 579,874.39 |  |  | Total                                      |  |

1302  
Population 1960 1,393  
Population 1969 1,720  
  
Moody Rating  
Land Area .90 Sq. Miles

ALLENTOWN BORO - MONMOUTH COUNTY  
Net Valuation Taxable 5,307,941  
State Equalized Value 7,138,167  
Net Valuation on Which County Taxes are apportioned: 7,082,181  
State Equalization Ratio .7436  
General Tax Rate Per \$100. 5.10  
State Equalized General Tax Rate: 3.79

PER CAPITA:  
Gross Debt 416.38  
Net Debt  
Debt Service  
Total Tax Levy 153.84  
Municipal Expenditures 94.86

PER CENT:  
Gross Debt 10.83  
Net Debt  
Tax Levy Collected 96.30  
Tax Levy Cancelled, Abated or Adjusted

| 1969 EXPENDITURES                      |            | 1969 REVENUES                              |            | 1969 PROPERTY TAX                          |            |
|--|------------|--|------------|--|------------|
| <b>GENERAL GOVERNMENT</b>              |            | 1969 — Property Taxes Collected 254,815.24 |            | <b>STATE EQUALIZED TAX RATE</b>            |            |
| Governing Body & Public Boards         |            | 1969 Payments in Lieu of Taxes             |            | Local District School Taxes                |            |
| Municipal Clerk                        |            | Delinquent Tax & Lien Collections          | 9,038.87   | Regional & Consolidated School Tax 2.32    | 165,674.47 |
| Financial Administration               | 6,020.00   | Business Personalty Replacement Taxes      | 2,594.00   | School Taxes in Municipal Budget           |            |
| Assessment of Taxes                    | 9,901.50   | Taxes from Public Utilities                | 13,726.82  | County Taxes .60                           | 42,480.83  |
| Collection of Taxes                    | 10.00      | Other Miscellaneous Tax Revenues           |            | County Library Taxes .02                   | 1,588.82   |
| Planning, Housing & Development        | 168.00     | State Aid Revenues                         | 6,309.64   | Local Municipal Purpose Taxes .73          | 52,378.23  |
| Human Resources                        |            | Federal Aid Revenues                       |            | Veteran & Senior Citizen Taxes .12         | 8,900.00   |
| Elections                              | 300.00     | Sale of Acquired Property                  |            | Total Taxes for Rate Computation 3.79      | 271,022.35 |
| General Administration (other)         | 6,140.00   | Other Miscellaneous Revenues               | 13,113.88  | Special District Taxes                     |            |
| <b>JUDICIARY</b>                       |            | 1969 Revenues Total                        | 299,598.45 | Bank Stock Taxes                           | 2,119.77   |
| Municipal Courts                       | 2,390.99   | Prior Years Surplus Appropriated           | 83,249.00  | Added and Omitted Taxes                    | 357.00     |
| <b>PUBLIC SAFETY</b>                   |            | REVENUES TOTAL                             | 382,847.45 | Total Taxes Levied - ABSTRACT              | 264,599.12 |
| Fire Protection                        | 6,000.00   |  |            | <b>TOTAL TAXES BILLED</b>                  | 264,599.12 |
| Police Protection                      | 16,550.00  |  |            | 1969 TAXES COLLECTED                       | 254,815.24 |
| Civil Defense & Disaster Control       | 200.00     |  |            | 1969 Taxes Cancelled, Abated or Adjusted   |            |
| Environmental Inspection & Control     | 9,300.00   |  |            | Transfer to Tax Title Liens or Foreclosed  |            |
| Other Public Safety                    |            |  |            | Balance Outstanding Dec. 31, 1969          | 9,783.88   |
| <b>PUBLIC WORKS</b>                    |            |  |            | <b>PRIOR YEARS TAXES OUTSTANDING</b>       |            |
| Streets and Drainage                   | 9,800.00   |  |            | Balance January 1, 1969                    | 9,040.51   |
| Sewers and Sewage Processing           |            |  |            | Collected in 1969                          | 9,038.87   |
| Garbage and Trash Disposal             | 14,600.00  |  |            | Cancelled, Abated or Adjusted (1969)       | 1.04       |
| Public Buildings and Grounds           | 2,332.00   |  |            | Transfers to Tax Title Liens or Foreclosed |            |
| Other Public Works                     |            |  |            | Balance December 31, 1969                  | .60        |
| <b>HEALTH and WELFARE</b>              |            |  |            | <b>TAX TITLE LIENS OUTSTANDING</b>         |            |
| Health Services Except Environmental   | 1,100.00   |  |            | Balance January 1, 1969                    | 2,119.34   |
| Welfare-Public Assistance              | 600.00     |  |            | Transfers From Taxes                       |            |
| Hospitals, Clinics, First Aid          |            |  |            | Redeemed in 1969                           |            |
| Animal, Insect, & Rodent Control       |            |  |            | Cancelled, Abated or Adjusted (1969)       |            |
| Other Welfare Services                 |            |  |            | Transfers to Foreclosed Property           |            |
| <b>RECREATION and CONSERVATION</b>     |            |  |            | Balance December 31, 1969                  | 2,119.34   |
| Beaches and Boardwalks                 |            |  |            | <b>PROPERTY ACQUIRED BY DEED OR</b>        |            |
| Parks, Playgrounds, Shade Trees        | 200.00     |  |            | <b>FORECLOSURE</b>                         |            |
| Land Reclamation & Conservation        |            |  |            | Balance January 1, 1969                    | 5,000.00   |
| Other Recreational Services            | 1,400.00   |  |            | Transfers From Taxes or Liens              |            |
| <b>EDUCATION (excluding schools)</b>   |            |  |            | Sale for Cash (1969)                       |            |
| Libraries                              | 1,000.00   |  |            | Cancelled, Abated or Adjusted (1969)       |            |
| Other Educational Services             |            |  |            | Balance December 31, 1969                  | 5,000.00   |
| <b>STATUTORY EXPENDITURES</b>          |            |  |            | <b>CURRENT FINANCES DECEMBER 31, 1969</b>  |            |
| Pensions & F.I.C.A.                    | 2,200.00   |  |            | <b>ASSETS</b>                              |            |
| Employee Fringe Benefits               |            |  |            | Cash Dec. 31, 1969                         | 130,137.42 |
| Other Statutory Expenditures           |            |  |            | Taxes Receivable                           | 9,784.48   |
| <b>MUNICIPAL FUNCTIONS</b>             |            |  |            | Tax Title Liens                            | 2,119.34   |
| <b>CAPITAL IMPROVEMENTS</b>            |            |  |            | Foreclosed Property                        | 5,000.00   |
| <b>DEBT SERVICE</b>                    |            |  |            | Emergencies & Other Deferred Charges       | 6,592.49   |
| Principal Payments                     |            |  |            | State Aid Receivable                       | 6,302.00   |
| Interest Payments                      |            |  |            | Other Receivables                          | 24,293.20  |
| <b>DEFERRED CHARGES</b>                |            |  |            | Total                                      | 184,228.93 |
| SCHOOL, COUNTY, SPECIAL DISTRICT TAXES | 42,098.20  |  |            | <b>LIABILITIES</b>                         |            |
| RESERVE FOR UNCOLLECTED TAXES          | 209,744.12 |  |            | Cash Liabilities                           | 31,966.77  |
|  | 25,840.81  |  |            | Reserves for Receivables                   | 41,197.02  |
| <b>EXPENDITURES</b>                    |            |  |            | Surplus Dec. 31, 1969                      | 111,065.14 |
| <b>TOTAL</b>                           | 372,895.62 |  |            | Total                                      | 184,228.93 |

1701  
Population 1960 2,226  
Population 1969 2,560  
  
Moody Rating  
Land Area 33.52 Sq Miles

ALLOWAY TWP  
Net Valuation Taxable 3,088,547  
State Equalized Value 11,325,804  
Net Valuation on Which County Taxes  
are apportioned: 12,452,775  
State Equalization Ratio .2727

- SALEM COUNTY  
General Tax Rate Per \$100. 11.11  
State Equalized  
General Tax Rate: 3.02

PER CAPITA:  
Gross Debt 33.59  
Net Debt  
Debt Service  
Total Tax Levy 129.47  
Municipal Expenditures 59.39

PER CENT:  
Gross Debt .79  
Net Debt  
Tax Levy Collected 80.63  
Tax Levy Cancelled, Abated  
or Adjusted .01

| 1969 EXPENDITURES                      |            | 1969 REVENUES                              |  | 1969 PROPERTY TAX                          |            |
|--|------------|--|--|--|------------|
| GENERAL GOVERNMENT                     |            | 1969 — Property Taxes Collected            |  | STATE EQUALIZED TAX RATE                   |            |
| Governing Body & Public Boards         |            | 1969 Payments in Lieu of Taxes             |  | Local District School Taxes                | 1.89       |
| Municipal Clerk                        |            | Delinquent Tax & Lien Collections          |  | Regional & Consolidated School Tax         |            |
| Financial Administration               | 1,900.00   | Business Personalty Replacement Taxes      |  | School Taxes in Municipal Budget           |            |
| Assessment of Taxes                    | 2,800.00   | Taxes from Public Utilities                |  | County Taxes                               | .93        |
| Collection of Taxes                    | 2,075.00   | Other Miscellaneous Tax Revenues           |  | County Library Taxes                       |            |
| Planning, Housing & Development        | 300.00     | State Aid Revenues                         |  | Local Municipal Purpose Taxes              | .09        |
| Human Resources                        |            | Federal Aid Revenues                       |  | Veteran & Senior Citizen Taxes             | .12        |
| Elections                              |            | Sale of Acquired Property                  |  | Total Taxes for Rate Computation           | 3.03       |
| General Administration (other)         | 11,400.00  | Other Miscellaneous Revenues               |  | Special District Taxes                     |            |
| JUDICIARY                              |            | 1969 Revenues                              |  | Bank Stock Taxes                           | 260.34     |
| Municipal Courts                       | 1,530.00   | Prior Years Surplus Appropriated           |  | Added and Omitted Taxes                    | 2,175.28   |
| PUBLIC SAFETY                          |            | REVENUES                                   |  | Total Taxes Levied - ABSTRACT              | 331,452.42 |
| Fire Protection                        | 3,300.00   | 1969 REAL PROPERTY VALUATIONS              |  | TOTAL TAXES BILLED                         | 331,452.42 |
| Police Protection                      | 3,200.00   | Code Class # of Parcels %VAL'N             |  | 1969 TAXES COLLECTED                       | 267,243.85 |
| Civil Defense & Disaster Control       | 100.00     | ASSESSED VALUATION                         |  | 1969 Taxes Cancelled, Abated or Adjusted   | 38.89      |
| Environmental Inspection & Control     | 700.00     | 1 Vacant Land 613 4.77                     |  | Transfer to Tax Title Liens or Foreclosed  | 986.67     |
| Other Public Safety                    |            | 2 Residential 594 54.70                    |  | Balance Outstanding Dec. 31, 1969          | 63,183.01  |
| PUBLIC WORKS                           |            | 3 Farm 266 37.66                           |  | PRIOR YEARS TAXES OUTSTANDING              |            |
| Streets and Drainage                   | 35,000.00  | 4a Commercial 24 2.87                      |  | Balance January 1, 1969                    | 60,631.24  |
| Sewers and Sewage Processing           |            | 4b Industrial                              |  | Collected in 1969                          | 40,971.77  |
| Garbage and Trash Disposal             |            | 4c Apartments                              |  | Cancelled, Abated or Adjusted (1969)       |            |
| Public Buildings and Grounds           | 5,830.00   | Total 1497 100.00                          |  | Transfers to Tax Title Liens or Foreclosed | 909.13     |
| Other Public Works                     |            | CAPITAL DEBT AUTHORIZED, DECEMBER 31, 1969 |  | Balance December 31, 1969                  | 18,750.34  |
| HEALTH and WELFARE                     |            | ISSUED AND UNISSUED                        |  | TAX TITLE LIENS OUTSTANDING                |            |
| Health Services Except Environmental   | 1,050.00   | GROSS DEBT                                 |  | Balance January 1, 1969                    | 3,490.85   |
| Welfare-Public Assistance              | 850.00     | NET DEBT                                   |  | Transfers From Taxes                       | 2,019.03   |
| Hospitals, Clinics, First Aid          | 500.00     | School                                     |  | Redeemed in 1969                           | 868.25     |
| Animal, Insect, & Rodent Control       |            | Self-liquidating                           |  | Cancelled, Abated or Adjusted (1969)       |            |
| Other Welfare Services                 |            | Other                                      |  | Transfers to Foreclosed Property           |            |
| RECREATION and CONSERVATION            |            | Total                                      |  | Balance December 31, 1969                  | 4,641.63   |
| Beaches and Boardwalks                 |            | ISSUED AND OUTSTANDING                     |  | PROPERTY ACQUIRED BY DEED OR               |            |
| Parks, Playgrounds, Shade Trees        | 1,000.00   | School                                     |  | FORECLOSURE                                |            |
| Land Reclamation & Conservation        |            | Self-Liquidating                           |  | Balance January 1, 1969                    |            |
| Other Recreational Services            |            | Other                                      |  | Transfers From Taxes or Liens              |            |
| EDUCATION (excluding schools)          |            | Total                                      |  | Sale for Cash (1969)                       |            |
| Libraries                              |            | EQUALIZED VALUATION BASIS                  |  | Cancelled, Abated or Adjusted (1969)       |            |
| Other Educational Services             |            | FOR NET DEBT COMPUTATION                   |  | Balance December 31, 1969                  |            |
| STATUTORY EXPENDITURES                 |            | 1969 CAPITAL OUTLAY                        |  | CURRENT FINANCES DECEMBER 31, 1969         |            |
| Pensions & F.I.C.A.                    | 1,000.00   | TOTAL                                      |  | ASSETS                                     |            |
| Employee Fringe Benefits               |            | Beaches and Boardwalks                     |  | Cash Dec. 31, 1969                         | 142,684.37 |
| Other Statutory Expenditures           |            | Parks and Playgrounds                      |  | Taxes Receivable                           | 81,933.35  |
| MUNICIPAL FUNCTIONS                    |            | Public Buildings and Grounds               |  | Tax Title Liens                            | 4,641.63   |
| CAPITAL IMPROVEMENTS                   | 72,535.00  | Vehicular Equipment                        |  | Foreclosed Property                        |            |
| DEBT SERVICE                           | 20,500.00  | Streets, Roads, Sidewalks, Storm Sewers    |  | Emergencies & Other Deferred Charges       |            |
| Principal Payments                     |            | Sewer System                               |  | State Aid Receivable                       | 10,000.00  |
| Interest Payments                      |            | Water Service                              |  | Other Receivables                          | 13.93      |
| DEFERRED CHARGES                       |            | Other Utilities                            |  | Total                                      | 239,273.28 |
| SCHOOL, COUNTY, SPECIAL DISTRICT TAXES | 319,277.14 | Hospitals and Clinics                      |  | LIABILITIES                                |            |
| RESERVE FOR UNCOLLECTED TAXES          | 59,000.00  | Garbage and Trash Disposal Facilities      |  | Cash Liabilities                           | 11,419.43  |
| EXPENDITURES                           |            | Health Equipment                           |  | Reserves for Receivables                   | 86,588.91  |
| TOTAL                                  | 471,312.14 | Library and Education Facilities           |  | Surplus Dec. 31, 1969                      | 141,264.94 |
|  |            | Conservation and Recreation                |  | Total                                      | 239,273.28 |
|  |            | Other Expenditures                         |  |  |            |

2102  
Population 1960 2,406  
Population 1969 2,890  
  
Moody Rating  
Land Area 1.70 Sq. Miles

ALPHA BORO - WARREN COUNTY  
Net Valuation Taxable 10,207,583  
State Equalized Value 10,680,739 General Tax Rate Per \$100. 3.78  
Net Valuation on Which County Taxes are apportioned: 10,908,796 State Equalized  
State Equalization Ratio .9557 General Tax Rate: 3.61

PER CAPITA:  
Gross Debt 579.84  
Net Debt 460.69  
Debt Service .35  
Total Tax Levy 127.19  
Municipal Expenditures 67.96

PER CENT:  
Gross Debt 17.01  
Net Debt 13.52  
Tax Levy Collected 96.64  
Tax Levy Cancelled, Abated or Adjusted

| 1969 EXPENDITURES                      |                         | 1969 REVENUES                         |                         | 1969 PROPERTY TAX                          |                 |
|--|-------------------------|---------------------------------------|-------------------------|--|-----------------|
| <b>GENERAL GOVERNMENT</b>              |                         | 1969 — Property Taxes Collected       |                         | <b>STATE EQUALIZED TAX RATE</b>            |                 |
| Governing Body & Public Boards         |                         | 1969 Payments in Lieu of Taxes        | 356,182.85              | Local District School Taxes                | 2.52 268,883.00 |
| Municipal Clerk                        |                         | Delinquent Tax & Lien Collections     | 17,431.90               | Regional & Consolidated School Tax         |                 |
| Financial Administration               | 1,887.25                | Business Personalty Replacement Taxes | 23,914.00               | School Taxes in Municipal Budget           |                 |
| Assessment of Taxes                    | 2,425.00                | Taxes from Public Utilities           | 29,306.70               | County Taxes                               | .74 78,505.62   |
| Collection of Taxes                    | 1,750.00                | Other Miscellaneous Tax Revenues      |                         | County Library Taxes                       |                 |
| Planning, Housing & Development        | 2,300.00                | State Aid Revenues                    | 13,758.29               | Local Municipal Purpose Taxes              | .18 18,718.39   |
| Human Resources                        |                         | Federal Aid Revenues                  |                         | Veteran & Senior Citizen Taxes             | .18 19,010.00   |
| Elections                              | 650.00                  | Sale of Acquired Property             |                         | Total Taxes for Rate Computation           | 3.62 385,117.01 |
| General Administration (other)         | 14,000.00               | Other Miscellaneous Revenues          | 66,565.34               | Special District Taxes                     |                 |
| <b>JUDICIARY</b>                       |                         | 1969 Revenues                         | 507,159.08              | Bank Stock Taxes                           | 334.08          |
| Municipal Courts                       | 1,000.00                | Prior Years Surplus Appropriated      | 47,000.00               | Added and Omitted Taxes                    | 1,127.40        |
| <b>PUBLIC SAFETY</b>                   |                         | <b>REVENUES</b>                       | <b>TOTAL</b> 554,159.08 | Total Taxes Levied - ABSTRACT              | 367,568.49      |
| Fire Protection                        | 8,290.00                |                                       |                         | <b>TOTAL TAXES BILLED</b>                  | 368,562.33      |
| Police Protection                      | 14,600.00               |                                       |                         | <b>1969 TAXES COLLECTED</b>                | 356,182.85      |
| Civil Defense & Disaster Control       | 414.08                  |                                       |                         | 1969 Taxes Cancelled, Abated or Adjusted   |                 |
| Environmental Inspection & Control     |                         |                                       |                         | Transfer to Tax Title Liens or Foreclosed  | 6.63            |
| Other Public Safety                    |                         |                                       |                         | Balance Outstanding Dec. 31, 1969          | 12,372.85       |
| <b>PUBLIC WORKS</b>                    |                         |                                       |                         | <b>PRIOR YEARS TAXES OUTSTANDING</b>       |                 |
| Streets and Drainage                   | 22,025.00               |                                       |                         | Balance January 1, 1969                    | 26,117.32       |
| Sewers and Sewage Processing           |                         |                                       |                         | Collected in 1969                          | 18,254.01       |
| Garbage and Trash Disposal             | 19,000.00               |                                       |                         | Cancelled, Abated or Adjusted (1969)       | 582.61          |
| Public Buildings and Grounds           | 5,450.00                |                                       |                         | Transfers to Tax Title Liens or Foreclosed |                 |
| Other Public Works                     |                         |                                       |                         | Balance December 31, 1969                  | 7,280.70        |
| <b>HEALTH and WELFARE</b>              |                         |                                       |                         | <b>TAX TITLE LIENS OUTSTANDING</b>         |                 |
| Health Services Except Environmental   | 5,150.00                |                                       |                         | Balance January 1, 1969                    | 303.95          |
| Welfare-Public Assistance              | 400.00                  |                                       |                         | Transfers From Taxes                       | 6.63            |
| Hospitals, Clinics, First Aid          |                         |                                       |                         | Redeemed in 1969                           |                 |
| Animal, Insect, & Rodent Control       |                         |                                       |                         | Cancelled, Abated or Adjusted (1969)       |                 |
| Other Welfare Services                 |                         |                                       |                         | Transfers to Foreclosed Property:          |                 |
| <b>RECREATION and CONSERVATION</b>     |                         |                                       |                         | Balance December 31, 1969                  | 310.58          |
| Beaches and Boardwalks                 |                         |                                       |                         | <b>PROPERTY ACQUIRED BY DEED OR</b>        |                 |
| Parks, Playgrounds, Shade Trees        |                         |                                       |                         | <b>FORECLOSURE</b>                         |                 |
| Land Reclamation & Conservation        |                         |                                       |                         | Balance January 1, 1969                    | 192.50          |
| Other Recreational Services            |                         |                                       |                         | Transfers From Taxes or Liens              |                 |
| <b>EDUCATION (excluding schools)</b>   |                         |                                       |                         | Sale for Cash (1969)                       |                 |
| Libraries                              | 2,050.00                |                                       |                         | Cancelled, Abated or Adjusted (1969)       |                 |
| Other Educational Services             |                         |                                       |                         | Balance December 31, 1969                  | 192.50          |
| <b>STATUTORY EXPENDITURES</b>          |                         |                                       |                         | <b>CURRENT FINANCES DECEMBER 31, 1969</b>  |                 |
| Pensions & F.I.C.A.                    | 2,900.00                |                                       |                         | <b>ASSETS</b>                              |                 |
| Employee Fringe Benefits               | 2,500.00                |                                       |                         | Cash Dec. 31, 1969                         | 259,267.35      |
| Other Statutory Expenditures           |                         |                                       |                         | Taxes Receivable                           | 19,653.55       |
| <b>MUNICIPAL FUNCTIONS</b>             |                         |                                       |                         | Tax Title Liens                            | 310.58          |
| <b>CAPITAL IMPROVEMENTS</b>            |                         |                                       |                         | Foreclosed Property                        | 192.50          |
| <b>DEBT SERVICE</b>                    |                         |                                       |                         | Emergencies & Other Deferred Charges       | 25,041.96       |
| Principal Payments                     | 1,000.00                |                                       |                         | State Aid Receivable                       |                 |
| Interest Payments                      |                         |                                       |                         | Other Receivables                          | 25,294.86       |
| <b>DEFERRED CHARGES</b>                |                         |                                       |                         | Total                                      | 329,760.80      |
| SCHOOL, COUNTY, SPECIAL DISTRICT TAXES | 20,378.46               |                                       |                         | <b>LIABILITIES</b>                         |                 |
| RESERVE FOR UNCOLLECTED TAXES          | 347,388.62              |                                       |                         | Cash Liabilities                           | 146,292.99      |
|  | 40,806.30               |                                       |                         | Reserves for Receivables                   | 45,451.49       |
| <b>EXPENDITURES</b>                    | <b>TOTAL</b> 543,799.71 |                                       |                         | Surplus Dec. 31, 1969                      | 138,016.32      |
|  |                         |                                       |                         | Total                                      | 329,760.80      |

|   |       |
|---|-------|
| PER CENT:                                 |       |
| Gross Debt                                | 2.23  |
| Net Debt                                  |       |
| Tax Levy Collected                        | 95.48 |
| Tax Levy Cancelled, Abated<br>or Adjusted |       |

- 130 -



| 1901            |                | ANDOVER BORO   |           | - SUSSEX COUNTY             |      | PER CAPITA:            |        | PER CENT:                              |       |
|-----------------|----------------|--|-----------|-----------------------------|------|------------------------|--------|--|-------|
| Population 1960 | 734            | Net Valuation Taxable                                | 3,307,487 |                             |      | Gross Debt             | 148.35 | Gross Debt                             | 3.15  |
| Population 1969 | 880            | State Equalized Value                                | 4,424,139 | General Tax Rate Per \$100. | 4.98 | Net Debt               |        | Net Debt                               |       |
| Moody Rating    |                | Net Valuation on Which County Taxes are apportioned: | 4,567,218 | State Equalized             |      | Debt Service           | 183.59 | Tax Levy Collected                     | 93.39 |
| Land Area       | 2.00 Sq. Miles | State Equalization Ratio                             | .7476     | General Tax Rate:           | 3.72 | Total Tax Levy         | 62.47  | Tax Levy Cancelled, Abated or Adjusted |       |
|                 |                |  |           |                             |      | Municipal Expenditures |        |  |       |

| 1969 EXPENDITURES                      |                   | 1969 REVENUES                         |              | 1969 PROPERTY TAX                          |                 |
|--|-------------------|---------------------------------------|--------------|--|-----------------|
| <b>GENERAL GOVERNMENT</b>              |                   | 1969 — Property Taxes Collected       |              | <b>STATE EQUALIZED TAX RATE</b>            |                 |
| Governing Body & Public Boards         |                   | 1969 Payments in Lieu of Taxes        | 150,872.09   | Local District School Taxes                |                 |
| Municipal Clerk                        |                   | Delinquent Tax & Lien Collections     | 19,179.86    | Regional & Consolidated School Tax         | 2.72 120,240.73 |
| Financial Administration               | 2,164.53          | Business Personalty Replacement Taxes | 6,598.00     | School Taxes in Municipal Budget           |                 |
| Assessment of Taxes                    | 1,150.00          | Taxes from Public Utilities           | 7,690.53     | County Taxes                               | .72 31,837.26   |
| Collection of Taxes                    | 1,273.00          | Other Miscellaneous Tax Revenues      | 3,917.14     | County Library Taxes                       | .03 1,451.78    |
| Planning, Housing & Development        | 76.23             | State Aid Revenues                    |              | Local Municipal Purpose Taxes              | .16 7,079.57    |
| Human Resources                        |                   | Federal Aid Revenues                  |              | Veteran & Senior Citizen Taxes             | .09 4,020.00    |
| Elections                              |                   | Sale of Acquired Property             |              | Total Taxes for Rate Computation           | 3.72 164,629.34 |
| General Administration (other)         | 3,879.04          | Other Miscellaneous Revenues          | 8,277.65     | Special District Taxes                     |                 |
| <b>JUDICIARY</b>                       |                   | 1969 Revenues                         | 196,535.27   | Bank Stock Taxes                           | 128.85          |
| Municipal Courts                       | 700.00            | Prior Years Surplus Appropriated      | 15,000.00    | Added and Omitted Taxes                    | 817.24          |
| <b>PUBLIC SAFETY</b>                   |                   | <b>REVENUES</b>                       | <b>TOTAL</b> | Total Taxes Levied - ABSTRACT              | 161,555.43      |
| Fire Protection                        | 4,133.42          |                                       | 211,535.27   | <b>TOTAL TAXES BILLED</b>                  | 161,555.43      |
| Police Protection                      | 650.00            |                                       |              | 1969 TAXES COLLECTED                       | 150,872.09      |
| Civil Defense & Disaster Control       | 405.20            |                                       |              | 1969 Taxes Cancelled, Abated or Adjusted   |                 |
| Environmental Inspection & Control     |                   |                                       |              | Transfer to Tax Title Liens or Foreclosed  |                 |
| Other Public Safety                    |                   |                                       |              | Balance Outstanding Dec. 31, 1969          | 10,683.34       |
| <b>PUBLIC WORKS</b>                    |                   |                                       |              | <b>PRIOR YEARS TAXES OUTSTANDING</b>       |                 |
| Streets and Drainage                   | 5,591.08          |                                       |              | Balance January 1, 1969                    | 19,756.48       |
| Sewers and Sewage Processing           |                   |                                       |              | Collected in 1969                          | 19,179.86       |
| Garbage and Trash Disposal             |                   |                                       |              | Cancelled, Abated or Adjusted (1969)       | 179.09          |
| Public Buildings and Grounds           | 1,302.50          |                                       |              | Transfers to Tax Title Liens or Foreclosed |                 |
| Other Public Works                     |                   |                                       |              | Balance December 31, 1969                  | 397.53          |
| <b>HEALTH and WELFARE</b>              |                   |                                       |              | <b>TAX TITLE LIENS OUTSTANDING</b>         |                 |
| Health Services Except Environmental   | 500.00            |                                       |              | Balance January 1, 1969                    | 2,134.97        |
| Welfare-Public Assistance              | 525.00            |                                       |              | Transfers From Taxes                       |                 |
| Hospitals, Clinics, First Aid          | 250.00            |                                       |              | Redeemed in 1969                           |                 |
| Animal, Insect, & Rodent Control       | 400.00            |                                       |              | Cancelled, Abated or Adjusted (1969)       |                 |
| Other Welfare Services                 |                   |                                       |              | Transfers to Foreclosed Property           |                 |
| <b>RECREATION and CONSERVATION</b>     |                   |                                       |              | Balance December 31, 1969                  | 2,134.97        |
| Beaches and Boardwalks                 |                   |                                       |              | <b>PROPERTY ACQUIRED BY DEED OR</b>        |                 |
| Parks, Playgrounds, Shade Trees        | 2,500.00          |                                       |              | <b>FORECLOSURE</b>                         |                 |
| Land Reclamation & Conservation        |                   |                                       |              | Balance January 1, 1969                    |                 |
| Other Recreational Services            | 500.00            |                                       |              | Transfers From Taxes or Liens              |                 |
| <b>EDUCATION (excluding schools)</b>   |                   |                                       |              | Sale for Cash (1969)                       |                 |
| Libraries                              |                   |                                       |              | Cancelled, Abated or Adjusted (1969)       |                 |
| Other Educational Services             |                   |                                       |              | Balance December 31, 1969                  |                 |
| <b>STATUTORY EXPENDITURES</b>          |                   |                                       |              | <b>CURRENT FINANCES DECEMBER 31, 1969</b>  |                 |
| Pensions & F.I.C.A.                    | 200.00            |                                       |              | <b>ASSETS</b>                              |                 |
| Employee Fringe Benefits               | 800.00            |                                       |              | Cash Dec. 31, 1969                         | 51,626.07       |
| Other Statutory Expenditures           |                   |                                       |              | Taxes Receivable                           | 11,080.87       |
| <b>MUNICIPAL FUNCTIONS</b>             |                   |                                       |              | Tax Title Liens                            | 2,134.97        |
| <b>CAPITAL IMPROVEMENTS</b>            |                   |                                       |              | Foreclosed Property                        |                 |
| <b>DEBT SERVICE</b>                    |                   |                                       |              | Emergencies & Other Deferred Charges       | 198.62          |
| Principal Payments                     |                   |                                       |              | State Aid Receivable                       | 1,395.00        |
| Interest Payments                      |                   |                                       |              | Other Receivables                          | 184.38          |
| <b>DEFERRED CHARGES</b>                |                   |                                       |              | Total                                      | 66,619.91       |
| SCHOOL, COUNTY, SPECIAL DISTRICT TAXES | 873.56            |                                       |              | <b>LIABILITIES</b>                         |                 |
| RESERVE FOR UNCOLLECTED TAXES          | 153,529.77        |                                       |              | Cash Liabilities                           | 6,423.51        |
|  | 26,000.00         |                                       |              | Reserves for Receivables                   | 13,400.22       |
| <b>EXPENDITURES</b>                    |                   |                                       |              | Surplus Dec. 31, 1969                      | 46,796.18       |
| <b>TOTAL</b>                           | <b>208,503.33</b> |                                       |              | Total                                      | 66,619.91       |

1902  
Population 1960 2,177  
Population 1969 2,850  
  
Moody Rating  
Land Area 20.40 Sq. Miles

ANDOVER TWP - SUSSEX COUNTY  
Net Valuation Taxable 19,194,455  
State Equalized Value 24,731,935  
Net Valuation on Which County Taxes  
are apportioned: 25,079,891  
State Equalization Ratio .7761  
  
General Tax Rate Per \$100. 5.38  
State Equalized  
General Tax Rate: 4.17

PER CAPITA:  
Gross Debt 267.67  
Net Debt 16.14  
Debt Service  
Total Tax Levy 358.42  
Municipal Expenditures 170.84

PER CENT:  
Gross Debt 3.29  
Net Debt .20  
Tax Levy Collected 87.69  
Tax Levy Cancelled, Abated  
or Adjusted

| 1969 EXPENDITURES                      |              | 1969 REVENUES                              |              | 1969 PROPERTY TAX                          |                |
|--|--------------|--|--------------|--|----------------|
| GENERAL GOVERNMENT                     |              | 1969 — Property Taxes Collected 895,756.41 |              | STATE EQUALIZED TAX RATE                   |                |
| Governing Body & Public Boards         |              | 1969 Payments in Lieu of Taxes             |              | Local District School Taxes                |                |
| Municipal Clerk                        |              | Delinquent Tax & Lien Collections          | 120,056.21   | Regional & Consolidated School Tax 2.68    | 662,600.34     |
| Financial Administration               | 10,154.90    | Business Personality Replacement Taxes     | 37,719.00    | School Taxes in Municipal Budget           |                |
| Assessment of Taxes                    | 29,720.00    | Taxes from Public Utilities                | 39,191.65    | County Taxes                               | .71 174,735.79 |
| Collection of Taxes                    | 6,000.00     | Other Miscellaneous Tax Revenues           |              | County Library Taxes                       | .03 7,967.39   |
| Planning, Housing & Development        | 10,360.00    | State Aid Revenues                         | 64,501.54    | Local Municipal Purpose Taxes              | .70 172,262.48 |
| Human Resources                        |              | Federal Aid Revenues                       |              | Veteran & Senior Citizen Taxes             | .06 14,460.00  |
| Elections                              |              | Sale of Acquired Property                  |              | Total Taxes for Rate Computation 4.18      | 1,032,026.00   |
| General Administration (other)         | 41,540.64    | Other Miscellaneous Revenues               | 35,696.78    | Special District Taxes                     |                |
| JUDICIARY                              |              | 1969 Revenues Total                        | 1,192,921.59 | Bank Stock Taxes                           | 875.93         |
| Municipal Courts                       | 1,950.00     | Prior Years Surplus Appropriated           | 85,000.00    | Added and Omitted Taxes                    | 3,064.89       |
| PUBLIC SAFETY                          |              | REVENUES TOTAL                             | 1,277,921.59 | Total Taxes Levied - ABSTRACT              | 1,021,506.82   |
| Fire Protection                        | 4,040.00     |  |              | TOTAL TAXES BILLED                         | 1,021,506.82   |
| Police Protection                      | 3,925.55     |  |              | 1969 TAXES COLLECTED                       | 895,756.41     |
| Civil Defense & Disaster Control       | 500.00       |  |              | 1969 Taxes Cancelled, Abated or Adjusted   |                |
| Environmental Inspection & Control     | 2,050.00     |  |              | Transfer to Tax Title Liens or Foreclosed  |                |
| Other Public Safety                    |              |  |              | Balance Outstanding Dec. 31, 1969          | 125,750.41     |
| PUBLIC WORKS                           |              |  |              | PRIOR YEARS TAXES OUTSTANDING              |                |
| Streets and Drainage                   | 69,652.27    |  |              | Balance January 1, 1969                    | 112,554.46     |
| Sewers and Sewage Processing           |              |  |              | Collected in 1969                          | 106,485.76     |
| Garbage and Trash Disposal             | 800.00       |  |              | Cancelled, Abated or Adjusted (1969)       |                |
| Public Buildings and Grounds           | 2,809.82     |  |              | Transfers to Tax Title Liens or Foreclosed |                |
| Other Public Works                     |              |  |              | Balance December 31, 1969                  | 6,068.70       |
| HEALTH and WELFARE                     |              |  |              | TAX TITLE LIENS OUTSTANDING                |                |
| Health Services Except Environmental   | 3,259.95     |  |              | Balance January 1, 1969                    | 23,174.95      |
| Welfare-Public Assistance              | 2,080.00     |  |              | Transfers From Taxes                       |                |
| Hospitals, Clinics, First Aid          | 800.00       |  |              | Redeemed in 1969                           | 13,570.45      |
| Animal, Insect, & Rodent Control       | 1,450.00     |  |              | Cancelled, Abated or Adjusted (1969)       |                |
| Other Welfare Services                 |              |  |              | Transfers to Foreclosed Property           |                |
| RECREATION and CONSERVATION            |              |  |              | Balance December 31, 1969                  | 9,604.50       |
| Beaches and Boardwalks                 |              |  |              | PROPERTY ACQUIRED BY DEED OR               |                |
| Parks, Playgrounds, Shade Trees        | 500.00       |  |              | FORECLOSURE                                |                |
| Land Reclamation & Conservation        |              |  |              | Balance January 1, 1969                    | 14,350.00      |
| Other Recreational Services            | 400.00       |  |              | Transfers From Taxes or Liens              |                |
| EDUCATION (excluding schools)          |              |  |              | Sale for Cash (1969)                       |                |
| Libraries                              |              |  |              | Cancelled, Abated or Adjusted (1969)       |                |
| Other Educational Services             |              |  |              | Balance December 31, 1969                  | 14,350.00      |
| STATUTORY EXPENDITURES                 |              |  |              | CURRENT FINANCES DECEMBER 31, 1969         |                |
| Pensions & F.I.C.A.                    | 4,500.00     |  |              | ASSETS                                     |                |
| Employee Fringe Benefits               |              |  |              | Cash Dec. 31, 1969                         | 236,242.14     |
| Other Statutory Expenditures           |              |  |              | Taxes Receivable                           | 131,819.11     |
| MUNICIPAL FUNCTIONS                    |              |  |              | Tax Title Liens                            | 9,604.50       |
| CAPITAL IMPROVEMENTS                   | 196,493.13   |  |              | Foreclosed Property                        | 14,350.00      |
| DEBT SERVICE                           | 104,300.00   |  |              | Emergencies & Other Deferred Charges       | 50,698.44      |
| Principal Payments                     |              |  |              | State Aid Receivable                       | 2,500.00       |
| Interest Payments                      |              |  |              | Other Receivables                          | 8,979.60       |
| DEFERRED CHARGES                       | 12,108.39    |  |              | Total                                      | 454,193.79     |
| SCHOOL, COUNTY, SPECIAL DISTRICT TAXES | 845,303.52   |  |              | LIABILITIES                                |                |
| RESERVE FOR UNCOLLECTED TAXES          | 174,000.00   |  |              | Cash Liabilities                           | 54,782.56      |
|  |              |  |              | Reserves for Receivables                   | 164,753.21     |
|  |              |  |              | Surplus Dec. 31, 1969                      | 234,658.02     |
| EXPENDITURES                           |              |  |              | Total                                      | 454,193.79     |
| TOTAL                                  | 1,332,205.04 |  |              |  |                |

1303  
Population 1960 17,366  
Population 1969 20,280  
S & P Rating BBB  
Moody Rating BA  
Land Area 1.50 Sq. Miles

ASBURY PARK CITY - MONMOUTH COUNTY  
Net Valuation Taxable 85,826,495  
State Equalized Value 98,503,953 General Tax Rate Per \$100. 4.85  
Net Valuation on Which County Taxes are apportioned: 100,440,484 State Equalized  
State Equalization Ratio .8713 General Tax Rate: 4.13

PER CAPITA:  
Gross Debt 428.83  
Net Debt 295.30  
Debt Service 48.14  
Total Tax Levy 203.85  
Municipal Expenditures 200.42  
PER CENT:  
Gross Debt 10.41  
Net Debt 7.17  
Tax Levy Collected 91.98  
Tax Levy Cancelled, Abated or Adjusted .06

| 1969 EXPENDITURES                      |              | 1969 REVENUES                         |                     | 1969 PROPERTY TAX                          |              |
|--|--------------|---------------------------------------|---------------------|--|--------------|
| <b>GENERAL GOVERNMENT</b>              |              | 1969 — Property Taxes Collected       |                     | <b>STATE EQUALIZED TAX RATE</b>            |              |
| Governing Body & Public Boards         |              | 1969 Payments in Lieu of Taxes        |                     | Local District School Taxes                | 1.69         |
| Municipal Clerk                        |              | Delinquent Tax & Lien Collections     |                     | Regional & Consolidated School Tax         |              |
| Financial Administration               | 302,235.99   | Business Personalty Replacement Taxes |                     | School Taxes in Municipal Budget           | .08          |
| Assessment of Taxes                    | 16,300.00    | Taxes from Public Utilities           |                     | County Taxes                               | .60          |
| Collection of Taxes                    | 16,880.00    | Other Miscellaneous Tax Revenues      |                     | County Library Taxes                       |              |
| Planning, Housing & Development        | 4,900.00     | State Aid Revenues                    | 166,440.32          | Local Municipal Purpose Taxes              | 1.79         |
| Human Resources                        |              | Federal Aid Revenues                  |                     | Veteran & Senior Citizen Taxes             | .05          |
| Elections                              | 5,400.00     | Sale of Acquired Property             |                     | Total Taxes for Rate Computation           | 4.13         |
| General Administration (other)         | 299,533.06   | Other Miscellaneous Revenues          | 792,208.04          | Special District Taxes                     |              |
| <b>JUDICIARY</b>                       |              | 1969 Revenues                         | 5,533,960.50        | Bank Stock Taxes                           | 22,470.86    |
| Municipal Courts                       | 30,372.07    | Prior Years Surplus Appropriated      | 275,000.00          | Added and Omitted Taxes                    | 1,085.42     |
| <b>PUBLIC SAFETY</b>                   |              | <b>REVENUES</b>                       | <b>5,808,960.50</b> | Total Taxes Levied - ABSTRACT              | 4,134,145.57 |
| Fire Protection                        | 353,300.00   |                                       |                     | <b>TOTAL TAXES BILLED</b>                  | 4,049,138.57 |
| Police Protection                      | 579,630.86   |                                       |                     | 1969 TAXES COLLECTED                       | 3,724,511.82 |
| Civil Defense & Disaster Control       | 305.00       |                                       |                     | 1969 Taxes Cancelled, Abated or Adjusted   | 2,333.81     |
| Environmental Inspection & Control     | 7,820.75     |                                       |                     | Transfer to Tax Title Liens or Foreclosed  |              |
| Other Public Safety                    |              |                                       |                     | Balance Outstanding Dec. 31, 1969          | 322,292.94   |
| <b>PUBLIC WORKS</b>                    |              |                                       |                     | <b>PRIOR YEARS TAXES OUTSTANDING</b>       |              |
| Streets and Drainage                   | 255,850.00   |                                       |                     | Balance January 1, 1969                    | 277,338.56   |
| Sewers and Sewage Processing           | 97,770.00    |                                       |                     | Collected in 1969                          | 219,806.82   |
| Garbage and Trash Disposal             | 176,051.37   |                                       |                     | Cancelled, Abated or Adjusted (1969)       | 15,500.18    |
| Public Buildings and Grounds           | 23,100.00    |                                       |                     | Transfers to Tax Title Liens or Foreclosed |              |
| Other Public Works                     | 13,988.00    |                                       |                     | Balance December 31, 1969                  | 42,031.56    |
| <b>HEALTH and WELFARE</b>              |              |                                       |                     | <b>TAX TITLE LIENS OUTSTANDING</b>         |              |
| Health Services Except Environmental   | 75,759.52    |                                       |                     | Balance January 1, 1969                    | 142,633.88   |
| Welfare-Public Assistance              | 33,200.00    |                                       |                     | Transfers From Taxes                       |              |
| Hospitals, Clinics, First Aid          |              |                                       |                     | Redeemed in 1969                           | 63,064.86    |
| Animal, Insect, & Rodent Control       |              |                                       |                     | Cancelled, Abated or Adjusted (1969)       | 252.51       |
| Other Welfare Services                 | 1,250.00     |                                       |                     | Transfers to Foreclosed Property           |              |
| <b>RECREATION and CONSERVATION</b>     |              |                                       |                     | Balance December 31, 1969                  | 79,316.51    |
| Beaches and Boardwalks                 |              |                                       |                     | <b>PROPERTY ACQUIRED BY DEED OR</b>        |              |
| Parks, Playgrounds, Shade Trees        | 40,436.68    |                                       |                     | <b>FORECLOSURE</b>                         |              |
| Land Reclamation & Conservation        |              |                                       |                     | Balance January 1, 1969                    | 10,850.00    |
| Other Recreational Services            | 9,000.00     |                                       |                     | Transfers From Taxes or Liens              |              |
| <b>EDUCATION (excluding schools)</b>   |              |                                       |                     | Sale for Cash (1969)                       |              |
| Libraries                              | 81,170.82    |                                       |                     | Cancelled, Abated or Adjusted (1969)       |              |
| Other Educational Services             |              |                                       |                     | Balance December 31, 1969                  | 10,850.00    |
| <b>STATUTORY EXPENDITURES</b>          |              |                                       |                     | <b>CURRENT FINANCES DECEMBER 31, 1969</b>  |              |
| Pensions & F.I.C.A.                    | 262,778.12   |                                       |                     | <b>ASSETS</b>                              |              |
| Employee Fringe Benefits               |              |                                       |                     | Cash Dec. 31, 1969                         | 235,013.79   |
| Other Statutory Expenditures           |              |                                       |                     | Taxes Receivable                           | 364,324.50   |
| <b>MUNICIPAL FUNCTIONS</b>             |              |                                       |                     | Tax Title Liens                            | 79,316.51    |
| <b>CAPITAL IMPROVEMENTS</b>            |              |                                       |                     | Foreclosed Property                        | 10,850.00    |
| <b>DEBT SERVICE</b>                    |              |                                       |                     | Emergencies & Other Deferred Charges       | 175,000.00   |
| Principal Payments                     | 713,500.00   |                                       |                     | State Aid Receivable                       | 64,786.00    |
| Interest Payments                      | 262,812.27   |                                       |                     | Other Receivables                          | 68,380.24    |
| <b>TYPE I SCHL DEBT *MEMO</b>          |              |                                       |                     | Total                                      | 997,671.04   |
| <b>DEFERRED CHARGES</b>                |              |                                       |                     | <b>LIABILITIES</b>                         |              |
| SCHOOL, COUNTY, SPECIAL DISTRICT TAXES | 2,345,947.96 |                                       |                     | Cash Liabilities                           | 136,606.30   |
| RESERVE FOR UNCOLLECTED TAXES          | 368,357.00   |                                       |                     | Reserves for Receivables                   | 522,871.25   |
| <b>EXPENDITURES</b>                    | <b>TOTAL</b> |                                       |                     | Surplus Dec. 31, 1969                      | 338,193.49   |
|  |              |                                       |                     | Total                                      | 997,671.04   |

0102  
 Population 1960 59,544  
 Population 1969 63,210  
 S & P Rating BBB  
 Moody Rating BAA  
 Land Area 11.92 Sq. Miles

# ATLANTIC CITY

Net Valuation Taxable 162,822,000  
 State Equalized Value 310,669,719  
 Net Valuation on Which County Taxes  
 are apportioned: 299,554,151  
 State Equalization Ratio .5241

# - ATLANTIC COUNTY

General Tax Rate Per \$100. 8.89  
 State Equalized  
 General Tax Rate: 4.65

# PER CAPITA:

Gross Debt 138.43  
 Net Debt 83.12  
 Debt Service 12.23  
 Total Tax Levy 226.89  
 Municipal Expenditures 266.74

# PER CENT:

Gross Debt 2.99  
 Net Debt 1.79  
 Tax Levy Collected 91.26  
 Tax Levy Cancelled, Abated  
 or Adjusted .82

| 1969 EXPENDITURES                      |                      | 1969 REVENUES                         |                            | 1969 PROPERTY TAX                          |                    |
|--|----------------------|---------------------------------------|----------------------------|--|--------------------|
| <b>GENERAL GOVERNMENT</b>              |                      |                                       |                            | <b>STATE EQUALIZED TAX RATE</b>            |                    |
| Governing Body & Public Boards         | 28,405.46            | 1969 — Property Taxes Collected       | 13,111,283.59              | Local District School Taxes                | 1.36 4,217,001.01  |
| Municipal Clerk                        | 285,597.78           | 1969 Payments in Lieu of Taxes        | 96,500.23                  | Regional & Consolidated School Tax         |                    |
| Financial Administration               | 320,238.48           | Delinquent Tax & Lien Collections     | 879,146.32                 | School Taxes in Municipal Budget           | .02 66,406.00      |
| Assessment of Taxes                    | 61,387.07            | Business Personalty Replacement Taxes | 881,990.00                 | County Taxes                               | .81 2,529,473.69   |
| Collection of Taxes                    | 97,723.58            | Taxes from Public Utilities           | 1,295,011.75               | County Library Taxes                       |                    |
| Planning, Housing & Development        | 121,783.76           | Other Miscellaneous Tax Revenues      | 3,321,556.17               | Local Municipal Purpose Taxes              | 2.39 7,429,166.18  |
| Human Resources                        | 37,630.26            | State Aid Revenues                    | 405,591.59                 | Veteran & Senior Citizen Taxes             | .07 226,880.00     |
| Elections                              |                      | Federal Aid Revenues                  | 160,706.00                 | Total Taxes for Rate Computation           | 4.65 14,468,926.88 |
| General Administration (other)         | 730,018.85           | Sale of Acquired Property             | 13,410.00                  | Special District Taxes                     |                    |
| <b>JUDICIARY</b>                       |                      | Other Miscellaneous Revenues          | 2,379,160.98               | Bank Stock Taxes                           | 43,662.16          |
| Municipal Courts                       | 88,047.72            | 1969 Revenues                         | 22,544,356.63              | Added and Omitted Taxes                    | 56,244.75          |
| <b>PUBLIC SAFETY</b>                   |                      | Prior Years Surplus Appropriated      | 1,600,000.00               | Total Taxes Levied - ABSTRACT              | 14,341,953.79      |
| Fire Protection                        | 2,020,994.59         | <b>REVENUES</b>                       | <b>TOTAL</b> 24,144,356.63 | <b>TOTAL TAXES BILLED</b>                  | 14,366,783.70      |
| Police Protection                      | 2,410,661.45         |                                       |                            | 1969 TAXES COLLECTED                       | 13,111,283.59      |
| Civil Defense & Disaster Control       | 22,245.22            |                                       |                            | 1969 Taxes Cancelled, Abated or Adjusted   | 117,196.33         |
| Environmental Inspection & Control     | 128,713.81           |                                       |                            | Transfer to Tax Title Liens or Foreclosed  | 456,823.30         |
| Other Public Safety                    | 46,100.53            |                                       |                            | Balance Outstanding Dec. 31, 1969          | 681,480.48         |
| <b>PUBLIC WORKS</b>                    |                      |                                       |                            | <b>PRIOR YEARS TAXES OUTSTANDING</b>       |                    |
| Streets and Drainage                   | 1,343,495.50         |                                       |                            | Balance January 1, 1969                    | 1,375,604.80       |
| Sewers and Sewage Processing           |                      |                                       |                            | Collected in 1969                          | 661,912.74         |
| Garbage and Trash Disposal             | 644,090.26           |                                       |                            | Cancelled, Abated or Adjusted (1969)       | 110,021.79         |
| Public Buildings and Grounds           | 1,350,768.47         |                                       |                            | Transfers to Tax Title Liens or Foreclosed |                    |
| Other Public Works                     | 87,646.37            |                                       |                            | Balance December 31, 1969                  | 603,670.27         |
| <b>HEALTH and WELFARE</b>              |                      |                                       |                            | <b>TAX TITLE LIENS OUTSTANDING</b>         |                    |
| Health Services Except Environmental   | 232,775.55           |                                       |                            | Balance January 1, 1969                    | 1,377,393.38       |
| Welfare-Public Assistance              | 163,867.39           |                                       |                            | Transfers From Taxes                       | 462,851.59         |
| Hospitals, Clinics, First Aid          | 225,000.00           |                                       |                            | Redeemed in 1969                           | 217,233.58         |
| Animal, Insect, & Rodent Control       | 10,270.35            |                                       |                            | Cancelled, Abated or Adjusted (1969)       | 1,068.27           |
| Other Welfare Services                 |                      |                                       |                            | Transfers to Foreclosed Property           |                    |
| <b>RECREATION and CONSERVATION</b>     |                      |                                       |                            | Balance December 31, 1969                  | 1,621,943.12       |
| Beaches and Boardwalks                 | 688,524.96           |                                       |                            | <b>PROPERTY ACQUIRED BY DEED OR</b>        |                    |
| Parks, Playgrounds, Shade Trees        | 319,334.99           |                                       |                            | <b>FORECLOSURE</b>                         |                    |
| Land Reclamation & Conservation        |                      |                                       |                            | Balance January 1, 1969                    | 610,499.00         |
| Other Recreational Services            | 330,324.96           |                                       |                            | Transfers From Taxes or Liens              |                    |
| <b>EDUCATION (excluding schools)</b>   |                      |                                       |                            | Sale for Cash (1969)                       | 13,410.00          |
| Libraries                              | 132,478.66           |                                       |                            | Cancelled, Abated or Adjusted (1969)       |                    |
| Other Educational Services             |                      |                                       |                            | Balance December 31, 1969                  | 597,089.00         |
| <b>STATUTORY EXPENDITURES</b>          |                      |                                       |                            | <b>CURRENT FINANCES DECEMBER 31, 1969</b>  |                    |
| Pensions & F.I.C.A.                    | 1,486,988.06         |                                       |                            | <b>ASSETS</b>                              |                    |
| Employee Fringe Benefits               | 650,000.00           |                                       |                            | Cash Dec. 31, 1969                         | 5,339,768.22       |
| Other Statutory Expenditures           |                      |                                       |                            | Taxes Receivable                           | 1,285,150.75       |
| <b>MUNICIPAL FUNCTIONS</b>             |                      |                                       |                            | Tax Title Liens                            | 1,621,943.12       |
| <b>CAPITAL IMPROVEMENTS</b>            |                      |                                       |                            | Foreclosed Property                        | 597,089.00         |
| <b>DEBT SERVICE</b>                    |                      |                                       |                            | Emergencies & Other Deferred Charges       | 256,204.95         |
| Principal Payments                     | 480,000.00           |                                       |                            | State Aid Receivable                       | 159,742.00         |
| Interest Payments                      | 292,980.00           |                                       |                            | Other Receivables                          | 153,113.66         |
| <b>TYPE I SCHL DEBT *MEMO</b>          |                      |                                       |                            | Total                                      | 9,413,011.70       |
| <b>DEFERRED CHARGES</b>                |                      |                                       |                            | <b>LIABILITIES</b>                         |                    |
| SCHOOL, COUNTY, SPECIAL DISTRICT TAXES | 6,812,880.70         |                                       |                            | Cash Liabilities                           | 2,071,960.45       |
| RESERVE FOR UNCOLLECTED TAXES          | 1,287,252.17         |                                       |                            | Reserves for Receivables                   | 3,657,296.53       |
| <b>EXPENDITURES</b>                    |                      |                                       |                            | Surplus Dec. 31, 1969                      | 3,683,754.72       |
| <b>TOTAL</b>                           | <b>23,673,487.05</b> |                                       |                            | Total                                      | 9,413,011.70       |

1304  
Population 1960 4,119  
Population 1969 5,360  
Moody Rating  
Land Area 1.20 Sq. Miles

ATLANTIC HIGHLANDS - MONMOUTH COUNTY  
Net Valuation Taxable 31,384,995  
State Equalized Value 34,557,360  
Net Valuation on Which County Taxes are apportioned: 32,426,348  
State Equalization Ratio .9082  
General Tax Rate Per \$100. 3.63  
State Equalized General Tax Rate: 3.29

PER CAPITA:  
Gross Debt 447.35  
Net Debt 186.64  
Debt Service 7.53  
Total Tax Levy 209.44  
Municipal Expenditures 124.41

PER CENT:  
Gross Debt 7.79  
Net Debt 3.25  
Tax Levy Collected 95.27  
Tax Levy Cancelled, Abated or Adjusted .37

| 1969 EXPENDITURES                             |                           | 1969 REVENUES   |                           | 1969 PROPERTY TAX                               |                     |
|---|---------------------------|---|---------------------------|---|---------------------|
| <b>GENERAL GOVERNMENT</b>                     |                           | 1969 — Property Taxes Collected                           |                           | <b>STATE EQUALIZED TAX RATE</b>                 |                     |
| Governing Body & Public Boards                |                           |   | 1,069,518.51              | Local District School Taxes                     | .66 227,414.00      |
| Municipal Clerk                               |                           | 1969 Payments in Lieu of Taxes                            |                           | Regional & Consolidated School Tax              | 1.24 426,880.78     |
| Financial Administration                      | 15,500.00                 | Delinquent Tax & Lien Collections                         | 35,985.91                 | School Taxes in Municipal Budget                |                     |
| Assessment of Taxes                           | 4,805.00                  | Business Personalty Replacement Taxes                     | 18,750.00                 | County Taxes                                    | .56 193,611.80      |
| Collection of Taxes                           | 11,360.00                 | Taxes from Public Utilities                               | 102,830.67                | County Library Taxes                            | .02 7,244.81        |
| Planning, Housing & Development               | 1,740.00                  | Other Miscellaneous Tax Revenues                          |                           | Local Municipal Purpose Taxes                   | .74 256,213.27      |
| Human Resources                               |                           | State Aid Revenues  | 19,883.59                 | Veteran & Senior Citizen Taxes                  | .08 26,950.00       |
| Elections                                     | 700.00                    | Federal Aid Revenues                                      |                           | Total Taxes for Rate Computation                | 3.30 1,138,314.66   |
| General Administration (other)                | 39,698.00                 | Sale of Acquired Property                                 | 7,030.00                  | Special District Taxes                          |                     |
| <b>JUDICIARY</b>                              |                           | Other Miscellaneous Revenues                              | 80,576.56                 | Bank Stock Taxes                                | 2,764.15            |
| Municipal Courts                              | 4,345.00                  | 1969 Revenues   | 1,334,575.24              | Added and Omitted Taxes                         | 8,447.28            |
| <b>PUBLIC SAFETY</b>                          |                           | Prior Years Surplus Appropriated                          | 191,500.00                | Total Taxes Levied - ABSTRACT                   | 1,122,576.09        |
| Fire Protection                               | 17,700.00                 | <b>REVENUES</b>   | <b>TOTAL</b> 1,526,075.24 | <b>TOTAL TAXES BILLED</b>                       | <b>1,122,576.09</b> |
| Police Protection                             | 127,745.00                | <b>1969 REAL PROPERTY VALUATIONS</b>                      |                           | <b>1969 TAXES COLLECTED</b>                     | <b>1,069,518.51</b> |
| Civil Defense & Disaster Control              | 1,500.00                  | Code Class # of Parcels %VAL'N                            | ASSESSED VALUATION        | 1969 Taxes Cancelled, Abated or Adjusted        | 2,052.18            |
| Environmental Inspection & Control            | 3,400.00                  | 1 Vacant Land 253 3.23                                    | 982,650.00                | Transfer to Tax Title Liens or Foreclosed       | 2,462.51            |
| Other Public Safety                           |                           | 2 Residential 1230 74.01                                  | 22,489,500.00             | Balance Outstanding Dec. 31, 1969               | 48,542.89           |
| <b>PUBLIC WORKS</b>                           |                           | 3 Farm  |                           | <b>PRIOR YEARS TAXES OUTSTANDING</b>            |                     |
| Streets and Drainage                          | 72,817.00                 | 4a Commercial 96 11.41                                    | 3,468,700.00              | Balance January 1, 1969                         | 37,565.16           |
| Sewers and Sewage Processing                  |                           | 4b Industrial 2 .27                                       | 83,200.00                 | Collected in 1969                               | 34,888.15           |
| Garbage and Trash Disposal                    | 36,400.00                 | 4c Apartments 10 11.07                                    | 3,364,500.00              | Cancelled, Abated or Adjusted (1969)            | 2,077.61            |
| Public Buildings and Grounds                  | 9,567.02                  | Total 1591 99.99  | 30,388,550.00             | Transfers to Tax Title Liens or Foreclosed      | 332.42              |
| Other Public Works                            |                           |   |                           | Balance December 31, 1969                       | 266.98              |
| <b>HEALTH and WELFARE</b>                     |                           | <b>CAPITAL DEBT AUTHORIZED, DECEMBER 31, 1969</b>         |                           | <b>TAX TITLE LIENS OUTSTANDING</b>              |                     |
| Health Services Except Environmental          | 8,500.00                  | <b>ISSUED AND UNISSUED</b>                                |                           | Balance January 1, 1969                         | 12,791.42           |
| Welfare-Public Assistance                     | 6,500.00                  | <b>GROSS DEBT</b>   |                           | Transfers From Taxes                            | 2,841.65            |
| Hospitals, Clinics, First Aid                 |                           | School  | 574,217                   | Redeemed in 1969                                | 1,097.76            |
| Animal, Insect, & Rodent Control              |                           | Self-liquidating  | 823,200                   | Cancelled, Abated or Adjusted (1969)            |                     |
| Other Welfare Services                        |                           | Other   | 1,000,400                 | Transfers to Foreclosed Property                |                     |
| <b>RECREATION and CONSERVATION</b>            |                           | Total   | 2,397,817                 | Balance December 31, 1969                       | 14,535.31           |
| Beaches and Boardwalks                        |                           | <b>ISSUED AND OUTSTANDING</b>                             |                           | <b>PROPERTY ACQUIRED BY DEED OR FORECLOSURE</b> |                     |
| Parks, Playgrounds, Shade Trees               | 18,700.00                 | School  | 574,217.70                | Balance January 1, 1969                         | 25,820.00           |
| Land Reclamation & Conservation               |                           | Self-Liquidating  | 387,600.00                | Transfers From Taxes or Liens                   |                     |
| Other Recreational Services                   | 1,200.00                  | Other   | 722,100.00                | Sale for Cash (1969)                            | 5,150.00            |
| <b>EDUCATION (excluding schools)</b>          |                           | Total   | 1,683,917.70              | Cancelled, Abated or Adjusted (1969)            | 5,250.00            |
| Libraries                                     | 12,000.00                 | <b>EQUALIZED VALUATION BASIS FOR NET DEBT COMPUTATION</b> |                           | Balance December 31, 1969                       | 15,420.00           |
| Other Educational Services                    |                           | <b>1969 CAPITAL OUTLAY</b>                                |                           | <b>CURRENT FINANCES DECEMBER 31, 1969</b>       |                     |
| <b>STATUTORY EXPENDITURES</b>                 |                           | <b>TOTAL</b> 369,803.57                                   |                           | <b>ASSETS</b>                                   |                     |
| Pensions & F.I.C.A.                           | 20,075.00                 | Beaches and Boardwalks                                    |                           | Cash Dec. 31, 1969                              | 347,130.53          |
| Employee Fringe Benefits                      | 21,900.00                 | Parks and Playgrounds                                     |                           | Taxes Receivable                                | 48,809.87           |
| Other Statutory Expenditures                  |                           | Public Buildings and Grounds                              | 297,046.97                | Tax Title Liens                                 | 14,535.31           |
| <b>MUNICIPAL FUNCTIONS</b>                    | <b>TOTAL</b> 436,152.02   | Vehicular Equipment                                       | 13,950.00                 | Foreclosed Property                             | 15,420.00           |
| <b>CAPITAL IMPROVEMENTS</b>                   | <b>46,582.98</b>          | Streets, Roads, Sidewalks, Storm Sewers                   | 6,000.00                  | Emergencies & Other Deferred Charges            | 6,920.00            |
| <b>DEBT SERVICE</b>                           |                           | Sewer System  | 21,083.67                 | State Aid Receivable                            | 14,811.00           |
| Principal Payments                            | 24,000.00                 | Water Service   |                           | Other Receivables                               | 18,958.65           |
| Interest Payments                             | 16,384.00                 | Other Utilities   |                           | Total   | 466,585.36          |
| <b>DEFERRED CHARGES</b>                       | <b>7,460.00</b>           | Hospitals and Clinics                                     |                           | <b>LIABILITIES</b>                              |                     |
| <b>SCHOOL, COUNTY, SPECIAL DISTRICT TAXES</b> | <b>855,151.39</b>         | Garbage and Trash Disposal Facilities                     | 5,000.00                  | Cash Liabilities                                | 137,235.25          |
| <b>RESERVE FOR UNCOLLECTED TAXES</b>          | <b>136,251.02</b>         | Health Equipment  |                           | Reserves for Receivables                        | 83,723.83           |
|   |                           | Library and Education Facilities                          |                           | Surplus Dec. 31, 1969                           | 245,626.28          |
|   |                           | Conservation and Recreation                               |                           | Total   | 466,585.36          |
| <b>EXPENDITURES</b>                           | <b>TOTAL</b> 1,521,981.41 | Other Expenditures  | 26,722.93                 |   |                     |

0401  
Population 1960 10,440  
Population 1969 11,450  
  
Moody Rating  
Land Area 1.52 Sq. Miles

AUDUBON BORO  
Net Valuation Taxable 25,359,987  
State Equalized Value 56,797,283  
Net Valuation on Which County Taxes  
are apportioned: 57,656,698  
State Equalization Ratio .4465

- CAMDEN COUNTY  
General Tax Rate Per \$100. 7.52  
  
State Equalized  
General Tax Rate: 3.35

PER CAPITA:  
Gross Debt 181.30  
Net Debt 3.14  
Debt Service 3.33  
Total Tax Levy 160.12  
Municipal Expenditures 61.24

PER CENT:  
Gross Debt 3.80  
Net Debt .07  
Tax Levy Collected 98.57  
Tax Levy Cancelled, Abated  
or Adjusted .05

| 1969 EXPENDITURES                      |                     | 1969 REVENUES                   |  | 1969 PROPERTY TAX                               |                   |
|--|---------------------|---------------------------------|--|---|-------------------|
| <b>GENERAL GOVERNMENT</b>              |                     | 1969 — Property Taxes Collected |  | <b>STATE EQUALIZED TAX RATE</b>                 |                   |
| Governing Body & Public Boards         |                     | 1,808,607.55                    |  | Local District School Taxes                     | 1.84              |
| Municipal Clerk                        |                     |                                 |  | Regional & Consolidated School Tax              |                   |
| Financial Administration               | 14,720.00           | 18,754.33                       |  | School Taxes in Municipal Budget                |                   |
| Assessment of Taxes                    | 4,800.00            | 96,435.00                       |  | County Taxes                                    | .95               |
| Collection of Taxes                    | 19,870.00           | 136,217.75                      |  | County Library Taxes                            | .02               |
| Planning, Housing & Development        | 1,300.00            | 49,145.42                       |  | Local Municipal Purpose Taxes                   | .40               |
| Human Resources                        |                     |                                 |  | Veteran & Senior Citizen Taxes                  | .14               |
| Elections                              | 4,100.00            |                                 |  | Total Taxes for Rate Computation                | 3.35              |
| General Administration (other)         | 22,295.00           | 94,596.43                       |  | Special District Taxes                          |                   |
| <b>JUDICIARY</b>                       |                     | 2,203,756.48                    |  | Bank Stock Taxes                                | 4,517.62          |
| Municipal Courts                       | 6,910.00            | 145,000.00                      |  | Added and Omitted Taxes                         | 5,349.60          |
| <b>PUBLIC SAFETY</b>                   |                     | 2,348,756.48                    |  | Total Taxes Levied - ABSTRACT                   | 1,833,389.10      |
| Fire Protection                        | 23,950.00           |                                 |  | <b>TOTAL TAXES BILLED</b>                       | 1,834,878.24      |
| Police Protection                      | 158,695.00          |                                 |  | 1969 TAXES COLLECTED                            | 1,808,607.55      |
| Civil Defense & Disaster Control       | 3,225.00            |                                 |  | 1969 Taxes Cancelled, Abated or Adjusted        | 956.32            |
| Environmental Inspection & Control     | 1,500.00            |                                 |  | Transfer to Tax Title Liens or Foreclosed       | 819.68            |
| Other Public Safety                    |                     |                                 |  | Balance Outstanding Dec. 31, 1969               | 24,494.69         |
| <b>PUBLIC WORKS</b>                    |                     |                                 |  | <b>PRIOR YEARS TAXES OUTSTANDING</b>            |                   |
| Streets and Drainage                   | 115,705.00          |                                 |  | Balance January 1, 1969                         | 20,652.52         |
| Sewers and Sewage Processing           | 49,420.00           |                                 |  | Collected in 1969                               | 18,754.33         |
| Garbage and Trash Disposal             | 51,500.00           |                                 |  | Cancelled, Abated or Adjusted (1969)            |                   |
| Public Buildings and Grounds           | 11,690.00           |                                 |  | Transfers to Tax Title Liens or Foreclosed      | 1,089.32          |
| Other Public Works                     |                     |                                 |  | Balance December 31, 1969                       | 808.87            |
| <b>HEALTH and WELFARE</b>              |                     |                                 |  | <b>TAX TITLE LIENS OUTSTANDING</b>              |                   |
| Health Services Except Environmental   | 9,285.00            |                                 |  | Balance January 1, 1969                         |                   |
| Welfare-Public Assistance              | 1,875.00            |                                 |  | Transfers From Taxes                            | 2,074.98          |
| Hospitals, Clinics, First Aid          |                     |                                 |  | Redeemed in 1969                                |                   |
| Animal, Insect, & Rodent Control       |                     |                                 |  | Cancelled, Abated or Adjusted (1969)            |                   |
| Other Welfare Services                 |                     |                                 |  | Transfers to Foreclosed Property                |                   |
| <b>RECREATION and CONSERVATION</b>     |                     |                                 |  | Balance December 31, 1969                       | 2,074.98          |
| Beaches and Boardwalks                 |                     |                                 |  | <b>PROPERTY ACQUIRED BY DEED OR FORECLOSURE</b> |                   |
| Parks, Playgrounds, Shade Trees        | 2,500.00            |                                 |  | Balance January 1, 1969                         | 285.00            |
| Land Reclamation & Conservation        |                     |                                 |  | Transfers From Taxes or Liens                   |                   |
| Other Recreational Services            | 4,600.00            |                                 |  | Sale for Cash (1969)                            |                   |
| <b>EDUCATION (excluding schools)</b>   |                     |                                 |  | Cancelled, Abated or Adjusted (1969)            |                   |
| Libraries                              | 13,340.00           |                                 |  | Balance December 31, 1969                       | 285.00            |
| Other Educational Services             |                     |                                 |  | <b>CURRENT FINANCES DECEMBER 31, 1969</b>       |                   |
| <b>STATUTORY EXPENDITURES</b>          |                     |                                 |  | <b>ASSETS</b>                                   |                   |
| Pensions & F.I.C.A.                    | 37,320.56           |                                 |  | Cash Dec. 31, 1969                              | 736,532.50        |
| Employee Fringe Benefits               | 15,900.00           |                                 |  | Taxes Receivable                                | 25,303.56         |
| Other Statutory Expenditures           |                     |                                 |  | Tax Title Liens                                 | 2,074.98          |
| <b>MUNICIPAL FUNCTIONS</b>             |                     |                                 |  | Foreclosed Property                             | 285.00            |
| <b>CAPITAL IMPROVEMENTS</b>            |                     |                                 |  | Emergencies & Other Deferred Charges            | 4,140.00          |
| <b>DEBT SERVICE</b>                    |                     |                                 |  | State Aid Receivable                            | 6,968.04          |
| Principal Payments                     | 38,000.00           |                                 |  | Other Receivables                               | 5,482.00          |
| Interest Payments                      | 157.50              |                                 |  | Total   | 780,786.08        |
| <b>DEFERRED CHARGES</b>                |                     |                                 |  | <b>LIABILITIES</b>                              |                   |
| SCHOOL, COUNTY, SPECIAL DISTRICT TAXES | 1,380.00            |                                 |  | Cash Liabilities                                | 586,618.07        |
| RESERVE FOR UNCOLLECTED TAXES          | 38,432.10           |                                 |  | Reserves for Receivables                        | 33,145.54         |
| <b>EXPENDITURES</b>                    |                     |                                 |  | Surplus Dec. 31, 1969                           | 161,022.47        |
| <b>TOTAL</b>                           | <b>2,297,579.49</b> |                                 |  | Total   | <b>780,786.08</b> |

0402  
Population 1960 1,713  
Population 1969 1,780  
  
Moody Rating  
Land Area .15 Sq. Miles

AUDUBON PARK BORO - CAMDEN COUNTY  
Net Valuation Taxable 738,178  
State Equalized Value 1,476,356  
Net Valuation on Which County Taxes are apportioned: 1,460,935  
State Equalization Ratio .5000  
  
General Tax Rate Per \$100. 14.26  
  
State Equalized General Tax Rate: 7.13

PER CAPITA:  
Gross Debt 28.09  
Net Debt 3.18  
Debt Service  
Total Tax Levy 59.11  
Municipal Expenditures 33.81  
  
PER CENT:  
Gross Debt 3.38  
Net Debt .38  
Tax Levy Collected 100.00  
Tax Levy Cancelled, Abated or Adjusted

| 1969 EXPENDITURES                             |              | 1969 REVENUES                                     |                    | 1969 PROPERTY TAX                          |            |
|---|--------------|---|--------------------|--|------------|
| <b>GENERAL GOVERNMENT</b>                     |              |   |                    | <b>STATE EQUALIZED TAX RATE</b>            |            |
| Governing Body & Public Boards                |              | 1969 — Property Taxes Collected                   | 105,264.19         | Local District School Taxes                | 3.58       |
| Municipal Clerk                               |              | 1969 Payments in Lieu of Taxes                    |                    | Regional & Consolidated School Tax         |            |
| Financial Administration                      | 2,130.00     | Delinquent Tax & Lien Collections                 |                    | School Taxes in Municipal Budget           |            |
| Assessment of Taxes                           | 250.00       | Business Personalty Replacement Taxes             | 2.00               | County Taxes                               | .93        |
| Collection of Taxes                           | 275.00       | Taxes from Public Utilities                       | 4,546.84           | County Library Taxes                       | .02        |
| Planning, Housing & Development               |              | Other Miscellaneous Tax Revenues                  |                    | Local Municipal Purpose Taxes              | 2.60       |
| Human Resources                               |              | State Aid Revenues                                | 6,894.11           | Veteran & Senior Citizen Taxes             |            |
| Elections                                     | 500.00       | Federal Aid Revenues                              |                    | Total Taxes for Rate Computation           | 7.13       |
| General Administration (other)                | 7,335.00     | Sale of Acquired Property                         |                    | Special District Taxes                     |            |
| <b>JUDICIARY</b>                              |              | Other Miscellaneous Revenues                      | 2,619.31           | Bank Stock Taxes                           |            |
| Municipal Courts                              | 1,600.00     | 1969 Revenues                                     | 119,326.45         | Added and Omitted Taxes                    |            |
| <b>PUBLIC SAFETY</b>                          |              | Prior Years Surplus Appropriated                  | 9,363.89           | Total Taxes Levied - ABSTRACT              | 105,211.37 |
| Fire Protection                               | 4,501.00     | <b>REVENUES</b>                                   | <b>TOTAL</b>       | <b>TOTAL TAXES BILLED</b>                  | 105,264.19 |
| Police Protection                             | 33,285.00    |   | 128,690.34         | <b>1969 TAXES COLLECTED</b>                | 105,264.19 |
| Civil Defense & Disaster Control              | 50.00        | <b>1969 REAL PROPERTY VALUATIONS</b>              |                    | 1969 Taxes Cancelled, Abated or Adjusted   |            |
| Environmental Inspection & Control            |              | Code Class # of Parcels %VAL'N                    | ASSESSED VALUATION | Transfer to Tax Title Liens or Foreclosed  |            |
| Other Public Safety                           |              | 1 Vacant Land                                     |                    | Balance Outstanding Dec. 31, 1969          |            |
| <b>PUBLIC WORKS</b>                           |              | 2 Residential 1                                   | 722,729.00         | <b>PRIOR YEARS TAXES OUTSTANDING</b>       |            |
| Streets and Drainage                          | 400.00       | 3 Farm  |                    | Balance January 1, 1969                    |            |
| Sewers and Sewage Processing                  |              | 4a Commercial                                     |                    | Collected in 1969                          |            |
| Garbage and Trash Disposal                    |              | 4b Industrial                                     |                    | Cancelled, Abated or Adjusted (1969)       |            |
| Public Buildings and Grounds                  |              | 4c Apartments                                     |                    | Transfers to Tax Title Liens or Foreclosed |            |
| Other Public Works                            |              | Total 1   | 722,729.00         | Balance December 31, 1969                  |            |
| <b>HEALTH and WELFARE</b>                     |              | <b>CAPITAL DEBT AUTHORIZED, DECEMBER 31, 1969</b> |                    | <b>TAX TITLE LIENS OUTSTANDING</b>         |            |
| Health Services Except Environmental          | 1,080.00     | ISSUED AND UNISSUED                               | GROSS DEBT         | Balance January 1, 1969                    |            |
| Welfare Public Assistance                     | 275.00       | School  | 50,000             | Transfers From Taxes                       |            |
| Hospitals, Clinics, First Aid                 |              | Self-liquidating                                  |                    | Redeemed in 1969                           |            |
| Animal, Insect, & Rodent Control              | 360.00       | Other   |                    | Cancelled, Abated or Adjusted (1969)       |            |
| Other Welfare Services                        |              | Total   | 50,000             | Transfers to Foreclosed Property           |            |
| <b>RECREATION and CONSERVATION</b>            |              | ISSUED AND OUTSTANDING                            |                    | Balance December 31, 1969                  |            |
| Beaches and Boardwalks                        |              | School  | 50,000.00          | <b>PROPERTY ACQUIRED BY DEED OR</b>        |            |
| Parks, Playgrounds, Shade Trees               | 250.00       | Self-Liquidating                                  |                    | <b>FORECLOSURE</b>                         |            |
| Land Reclamation & Conservation               |              | Other   |                    | Balance January 1, 1969                    |            |
| Other Recreational Services                   | 550.00       | Total   | 50,000.00          | Transfers From Taxes or Liens              |            |
| <b>EDUCATION (excluding schools)</b>          |              | <b>EQUALIZED VALUATION BASIS</b>                  |                    | Sale for Cash (1969)                       |            |
| Libraries                                     | 800.00       | <b>FOR NET DEBT COMPUTATION</b>                   | 1,477,853.67       | Cancelled, Abated or Adjusted (1969)       |            |
| Other Educational Services                    |              |   |                    | Balance December 31, 1969                  |            |
| <b>STATUTORY EXPENDITURES</b>                 |              | 1969 CAPITAL OUTLAY                               | TOTAL              | <b>CURRENT FINANCES DECEMBER 31, 1969</b>  |            |
| Pensions & F.I.C.A.                           | 4,900.00     | Beaches and Boardwalks                            |                    | <b>ASSETS</b>                              |            |
| Employee Fringe Benefits                      | 900.00       | Parks and Playgrounds                             |                    | Cash Dec. 31, 1969                         | 16,797.48  |
| Other Statutory Expenditures                  |              | Public Buildings and Grounds                      |                    | Taxes Receivable                           |            |
| <b>MUNICIPAL FUNCTIONS</b>                    |              | Vehicular Equipment                               |                    | Tax Title Liens                            |            |
| <b>CAPITAL IMPROVEMENTS</b>                   |              | Streets, Roads, Sidewalks, Storm Sewers           |                    | Foreclosed Property                        |            |
| <b>DEBT SERVICE</b>                           |              | Sewer System                                      |                    | Emergencies & Other Deferred Charges       | 727.03     |
| Principal Payments                            |              | Water Service                                     |                    | State Aid Receivable                       |            |
| Interest Payments                             |              | Other Utilities                                   |                    | Other Receivables                          | 554.42     |
|   |              | Hospitals and Clinics                             |                    | Total                                      | 18,078.93  |
| <b>DEFERRED CHARGES</b>                       | 97.89        | Garbage and Trash Disposal Facilities             |                    | <b>LIABILITIES</b>                         |            |
| <b>SCHOOL, COUNTY, SPECIAL DISTRICT TAXES</b> | 66,811.37    | Health Equipment                                  |                    | Cash Liabilities                           | 4,797.68   |
| <b>RESERVE FOR UNCOLLECTED TAXES</b>          |              | Library and Education Facilities                  |                    | Reserves for Receivables                   | 554.42     |
|   |              | Conservation and Recreation                       |                    | Surplus Dec. 31, 1969                      | 12,726.83  |
| <b>EXPENDITURES</b>                           | <b>TOTAL</b> | Other Expenditures                                |                    | Total                                      | 18,078.93  |
|   | 127,000.26   |   |                    |  |            |

0501  
Population 1960 695  
Population 1969 1,050  
Moody Rating  
Land Area 5.80 Sq. Miles

AVALON BORO  
Net Valuation Taxable 43,805,109  
State Equalized Value 58,688,516  
Net Valuation on Which County Taxes are apportioned: 55,651,525  
State Equalization Ratio .7464  
General Tax Rate Per \$100. 2.76  
State Equalized General Tax Rate: 2.06

PER CAPITA:  
Gross Debt 1,869.95  
Net Debt 975.66  
Debt Service 159.72  
Total Tax Levy 1,207.32  
Municipal Expenditures 1,323.23

PER CENT:  
Gross Debt 3.92  
Net Debt 2.04  
Tax Levy Collected 97.10  
Tax Levy Cancelled, Abated or Adjusted .07

| 1969 EXPENDITURES                      |              | 1969 REVENUES                                     |  | 1969 PROPERTY TAX                                   |  |
|--|--------------|---|--|---|--|
| GENERAL GOVERNMENT                     |              | 1969 — Property Taxes Collected                   |  | STATE EQUALIZED TAX RATE                            |  |
| Governing Body & Public Boards         |              | 1,233,720.63                                      |  | Local District School Taxes .35 205,788.81          |  |
| Municipal Clerk                        |              | 1969 Payments in Lieu of Taxes                    |  | Regional & Consolidated School Tax                  |  |
| Financial Administration               | 31,100.00    | Delinquent Tax & Lien Collections                 |  | School Taxes in Municipal Budget                    |  |
| Assessment of Taxes                    | 38,600.00    | Business Personalty Replacement Taxes             |  | County Taxes .52 303,231.58                         |  |
| Collection of Taxes                    | 21,276.00    | Taxes from Public Utilities                       |  | County Library Taxes .01 7,940.97                   |  |
| Planning, Housing & Development        | 2,400.00     | Other Miscellaneous Tax Revenues                  |  | Local Municipal Purpose Taxes 1.16 679,281.59       |  |
| Human Resources                        |              | State Aid Revenues                                |  | Veteran & Senior Citizen Taxes .02 10,720.00        |  |
| Elections                              |              | Federal Aid Revenues                              |  | Total Taxes for Rate Computation 2.06 1,206,962.95  |  |
| General Administration (other)         | 83,585.60    | Sale of Acquired Property                         |  | Special District Taxes                              |  |
| JUDICIARY                              |              | Other Miscellaneous Revenues                      |  | Bank Stock Taxes 918.41                             |  |
| Municipal Courts                       | 3,805.00     | 1969 Revenues Total                               |  | Added and Omitted Taxes 70,520.46                   |  |
| PUBLIC SAFETY                          |              | Prior Years Surplus Appropriated                  |  | Total Taxes Levied - ABSTRACT 1,267,681.82          |  |
| Fire Protection                        | 14,825.00    | REVENUES TOTAL                                    |  | TOTAL TAXES BILLED 1,270,528.45                     |  |
| Police Protection                      | 138,500.00   | 1969 REAL PROPERTY VALUATIONS                     |  | 1969 TAXES COLLECTED 1,233,720.63                   |  |
| Civil Defense & Disaster Control       | 300.00       | Code Class # of Parcels %VAL'N ASSESSED VALUATION |  | 1969 Taxes Cancelled, Abated or Adjusted 950.54     |  |
| Environmental Inspection & Control     |              | 1 Vacant Land 1544 12.16 5,283,325.00             |  | Transfer to Tax Title Liens or Foreclosed 884.26    |  |
| Other Public Safety                    |              | 2 Residential 2199 77.20 33,537,165.00            |  | Balance Outstanding Dec. 31, 1969 34,973.02         |  |
| PUBLIC WORKS                           |              | 3 Farm  |  | PRIOR YEARS TAXES OUTSTANDING                       |  |
| Streets and Drainage                   | 152,260.00   | 4a Commercial 80 9.68 4,205,100.00                |  | Balance January 1, 1969 34,621.08                   |  |
| Sewers and Sewage Processing           | 111,200.00   | 4b Industrial 1 .09 38,500.00                     |  | Collected in 1969 30,743.65                         |  |
| Garbage and Trash Disposal             | 45,000.00    | 4c Apartments 9 .87 377,250.00                    |  | Cancelled, Abated or Adjusted (1969) 48.00          |  |
| Public Buildings and Grounds           | 55,492.00    | Total 3833 100.00 43,441,340.00                   |  | Transfers to Tax Title Liens or Foreclosed 2,248.41 |  |
| Other Public Works                     |              | CAPITAL DEBT AUTHORIZED, DECEMBER 31, 1969        |  | Balance December 31, 1969 1,581.02                  |  |
| HEALTH and WELFARE                     |              | ISSUED AND UNISSUED GROSS DEBT NET DEBT           |  | TAX TITLE LIENS OUTSTANDING                         |  |
| Health Services Except Environmental   | 1,741.40     | School 341,000                                    |  | Balance January 1, 1969 36,744.68                   |  |
| Welfare-Public Assistance              | 300.00       | Self-liquidating 598,000                          |  | Transfers From Taxes 2,843.19                       |  |
| Hospitals, Clinics, First Aid          | 800.00       | Other 1,024,443 1,024,443                         |  | Redeemed in 1969 252.62                             |  |
| Animal, Insect, & Rodent Control       | 3,840.00     | Total 1,963,443 1,024,443                         |  | Cancelled, Abated or Adjusted (1969) 3,551.55       |  |
| Other Welfare Services                 |              | ISSUED AND OUTSTANDING                            |  | Transfers to Foreclosed Property: 35,783.70         |  |
| RECREATION and CONSERVATION            |              | School 341,000.00                                 |  | Balance December 31, 1969                           |  |
| Beaches and Boardwalks                 | 68,300.00    | Self-liquidating 598,000.00                       |  | PROPERTY ACQUIRED BY DEED OR                        |  |
| Parks, Playgrounds, Shade Trees        |              | Other 279,000.00                                  |  | FORECLOSURE   |  |
| Land Reclamation & Conservation        | 39,900.00    | Total 1,218,000.00                                |  | Balance January 1, 1969 465,194.22                  |  |
| Other Recreational Services            |              | EQUALIZED VALUATION BASIS                         |  | Transfers From Taxes or Liens 3,841.03              |  |
| EDUCATION (excluding schools)          |              | FOR NET DEBT COMPUTATION 50,100,448.00            |  | Sale for Cash (1969) 297,310.00                     |  |
| Libraries                              | 2,637.00     | 1969 CAPITAL OUTLAY TOTAL 393,812.00              |  | Cancelled, Abated or Adjusted (1969) 1,158.97       |  |
| Other Educational Services             |              | Beaches and Boardwalks 16,000.00                  |  | Balance December 31, 1969 170,566.28                |  |
| STATUTORY EXPENDITURES                 |              | Parks and Playgrounds 53,797.28                   |  | CURRENT FINANCES DECEMBER 31, 1969                  |  |
| Pensions & F.I.C.A.                    | 36,900.14    | Public Buildings and Grounds 11,000.00            |  | ASSETS  |  |
| Employee Fringe Benefits               | 19,700.00    | Vehicular Equipment 282,414.72                    |  | Cash Dec. 31, 1969 429,323.86                       |  |
| Other Statutory Expenditures           |              | Streets, Roads, Sidewalks, Storm Sewers 8,800.00  |  | Taxes Receivable 36,554.04                          |  |
| MUNICIPAL FUNCTIONS                    |              | Sewer System                                      |  | Tax Title Liens 35,783.70                           |  |
| CAPITAL IMPROVEMENTS                   | 85,600.00    | Water Service                                     |  | Foreclosed Property 170,566.28                      |  |
| DEBT SERVICE                           |              | Other Utilities                                   |  | Emergencies & Other Deferred Charges 159,301.40     |  |
| Principal Payments                     | 149,621.51   | Hospitals and Clinics                             |  | State Aid Receivable 132,943.58                     |  |
| Interest Payments                      | 18,084.91    | Garbage and Trash Disposal Facilities 10,000.00   |  | Other Receivables 611,547.89                        |  |
| DEFERRED CHARGES                       | 187,579.86   | Health Equipment                                  |  | Total 1,576,020.75                                  |  |
| SCHOOL, COUNTY, SPECIAL DISTRICT TAXES | 516,961.36   | Library and Education Facilities                  |  | LIABILITIES   |  |
| RESERVE FOR UNCOLLECTED TAXES          | 76,041.00    | Conservation and Recreation                       |  | Cash Liabilities 221,215.67                         |  |
| EXPENDITURES                           |              | Other Expenditures 11,800.00                      |  | Reserves for Receivables 854,451.91                 |  |
| TOTAL                                  | 1,906,350.78 |   |  | Surplus Dec. 31, 1969 500,353.17                    |  |
|  |              |   |  | Total 1,576,020.75                                  |  |



1305  
Population 1960 1,707  
Population 1969 1,860  
  
Moody Rating  
Land Area .40 Sq. Miles

AVON BY THE SEA BORO - MONMOUTH COUNTY  
Net Valuation Taxable 23,526,226  
State Equalized Value 24,774,879 General Tax Rate Per \$100. 2.58  
Net Valuation on Which County Taxes are apportioned: 23,442,622 State Equalized  
State Equalization Ratio .9496 General Tax Rate: 2.44

PER CAPITA:  
Gross Debt 216.13  
Net Debt 162.37  
Debt Service 20.84  
Total Tax Levy 321.39  
Municipal Expenditures 253.31

PER CENT:  
Gross Debt 1.73  
Net Debt 1.30  
Tax Levy Collected 95.57  
Tax Levy Cancelled, Abated or Adjusted

| 1969 EXPENDITURES                      |                   | 1969 REVENUES                         |                   | 1969 PROPERTY TAX                          |                   |
|--|-------------------|---------------------------------------|-------------------|--|-------------------|
| <b>GENERAL GOVERNMENT</b>              |                   |                                       |                   | <b>STATE EQUALIZED TAX RATE</b>            |                   |
| Governing Body & Public Boards         |                   | 1969 — Property Taxes Collected       | 571,310.88        | Local District School Taxes                | .98 241,810.00    |
| Municipal Clerk                        |                   | 1969 Payments in Lieu of Taxes        |                   | Regional & Consolidated School Tax         |                   |
| Financial Administration               | 25,851.09         | Delinquent Tax & Lien Collections     | 27,395.18         | School Taxes in Municipal Budget           |                   |
| Assessment of Taxes                    | 2,200.00          | Business Personalty Replacement Taxes | 7,241.00          | County Taxes                               | .56 139,783.77    |
| Collection of Taxes                    | 6,450.00          | Taxes from Public Utilities           | 26,960.71         | County Library Taxes                       |                   |
| Planning, Housing & Development        |                   | Other Miscellaneous Tax Revenues      |                   | Local Municipal Purpose Taxes              | .85 210,900.34    |
| Human Resources                        |                   | State Aid Revenues                    | 8,841.58          | Veteran & Senior Citizen Taxes             | .06 14,220.00     |
| Elections                              | 1,000.00          | Federal Aid Revenues                  |                   | Total Taxes for Rate Computation           | 2.45 606,714.11   |
| General Administration (other)         | 8,728.91          | Sale of Acquired Property             |                   | Special District Taxes                     |                   |
| <b>JUDICIARY</b>                       |                   | Other Miscellaneous Revenues          | 173,985.96        | Bank Stock Taxes                           | 889.66            |
| Municipal Courts                       | 2,800.00          | 1969 Revenues                         | 815,735.31        | Added and Omitted Taxes                    | 4,401.48          |
| <b>PUBLIC SAFETY</b>                   |                   | Prior Years Surplus Appropriated      | 95,000.00         | Total Taxes Levied - ABSTRACT              | 597,785.25        |
| Fire Protection                        | 6,300.00          | <b>REVENUES</b>                       | <b>910,735.31</b> | <b>TOTAL TAXES BILLED</b>                  | <b>597,785.25</b> |
| Police Protection                      | 96,600.00         |                                       |                   | <b>1969 TAXES COLLECTED</b>                | <b>571,310.88</b> |
| Civil Defense & Disaster Control       | 500.00            |                                       |                   | 1969 Taxes Cancelled, Abated or Adjusted   |                   |
| Environmental Inspection & Control     | 1,500.00          |                                       |                   | Transfer to Tax Title Liens or Foreclosed  |                   |
| Other Public Safety                    |                   |                                       |                   | Balance Outstanding Dec. 31, 1969          | 26,474.37         |
| <b>PUBLIC WORKS</b>                    |                   |                                       |                   | <b>PRIOR YEARS TAXES OUTSTANDING</b>       |                   |
| Streets and Drainage                   | 61,425.00         |                                       |                   | Balance January 1, 1969                    | 37,179.41         |
| Sewers and Sewage Processing           | 8,400.00          |                                       |                   | Collected in 1969                          | 27,395.18         |
| Garbage and Trash Disposal             | 29,030.00         |                                       |                   | Cancelled, Abated or Adjusted (1969)       |                   |
| Public Buildings and Grounds           | 17,900.00         |                                       |                   | Transfers to Tax Title Liens or Foreclosed |                   |
| Other Public Works                     |                   |                                       |                   | Balance December 31, 1969                  | 9,784.23          |
| <b>HEALTH and WELFARE</b>              |                   |                                       |                   | <b>TAX TITLE LIENS OUTSTANDING</b>         |                   |
| Health Services Except Environmental   | 900.00            |                                       |                   | Balance January 1, 1969                    |                   |
| Welfare-Public Assistance              | 1,200.00          |                                       |                   | Transfers From Taxes                       |                   |
| Hospitals, Clinics, First Aid          |                   |                                       |                   | Redeemed in 1969                           |                   |
| Animal, Insect, & Rodent Control       | 50.00             |                                       |                   | Cancelled, Abated or Adjusted (1969)       |                   |
| Other Welfare Services                 |                   |                                       |                   | Transfers to Foreclosed Property:          |                   |
| <b>RECREATION and CONSERVATION</b>     |                   |                                       |                   | Balance December 31, 1969                  |                   |
| Beaches and Boardwalks                 | 38,000.00         |                                       |                   | <b>PROPERTY ACQUIRED BY DEED OR</b>        |                   |
| Parks, Playgrounds, Shade Trees        | 500.00            |                                       |                   | <b>FORECLOSURE</b>                         |                   |
| Land Reclamation & Conservation        |                   |                                       |                   | Balance January 1, 1969                    | 3,875.00          |
| Other Recreational Services            | 2,200.00          |                                       |                   | Transfers From Taxes or Liens              |                   |
| <b>EDUCATION (excluding schools)</b>   |                   |                                       |                   | Sale for Cash (1969)                       |                   |
| Libraries                              | 12,125.00         |                                       |                   | Cancelled, Abated or Adjusted (1969)       |                   |
| Other Educational Services             |                   |                                       |                   | Balance December 31, 1969                  | 3,875.00          |
| <b>STATUTORY EXPENDITURES</b>          |                   |                                       |                   | <b>CURRENT FINANCES DECEMBER 31, 1969</b>  |                   |
| Pensions & F.I.C.A.                    | 20,400.00         |                                       |                   | <b>ASSETS</b>                              |                   |
| Employee Fringe Benefits               | 13,920.00         |                                       |                   | Cash Dec. 31, 1969                         | 325,043.13        |
| Other Statutory Expenditures           |                   |                                       |                   | Taxes Receivable                           | 36,258.60         |
| <b>MUNICIPAL FUNCTIONS</b>             |                   |                                       |                   | Tax Title Liens                            |                   |
| <b>CAPITAL IMPROVEMENTS</b>            |                   |                                       |                   | Foreclosed Property                        | 3,875.00          |
| <b>DEBT SERVICE</b>                    |                   |                                       |                   | Emergencies & Other Deferred Charges       | 10,370.00         |
| Principal Payments                     | 26,000.00         |                                       |                   | State Aid Receivable                       | 223.28            |
| Interest Payments                      | 12,760.25         |                                       |                   | Other Receivables                          | 10,068.29         |
| <b>DEFERRED CHARGES</b>                |                   |                                       |                   | Total                                      | 385,838.30        |
| SCHOOL, COUNTY, SPECIAL DISTRICT TAXES | 9,822.00          |                                       |                   | <b>LIABILITIES</b>                         |                   |
| RESERVE FOR UNCOLLECTED TAXES          | 381,593.77        |                                       |                   | Cash Liabilities                           | 124,785.07        |
|  | 60,590.75         |                                       |                   | Reserves for Receivables                   | 50,201.89         |
| <b>EXPENDITURES</b>                    | <b>852,746.77</b> |                                       |                   | Surplus Dec. 31, 1969                      | 210,851.34        |
|  |                   |                                       |                   | Total                                      | 385,838.30        |

|                 |               |                                     |            |                        |          |                            |       |
|-----------------|---------------|-------------------------------------|------------|------------------------|----------|----------------------------|-------|
| 1501            |               | BARNEGAT LIGHT BORO - OCEAN         | COUNTY     | PER CAPITA:            |          | PER CENT:                  |       |
| Population 1960 | 287           | Net Valuation Taxable               | 15,766,665 | Gross Debt             | 2,038.59 | Gross Debt                 | 5.59  |
| Population 1969 | 390           | State Equalized Value               | 16,031,179 | Net Debt               | 674.36   | Net Debt                   | 1.85  |
|                 |               | Net Valuation on Which County Taxes |            | Debt Service           | 29.17    | Tax Levy Collected         | 94.25 |
| Moody Rating    |               | are apportioned:                    | 15,506,975 | Total Tax Levy         | 835.02   | Tax Levy Cancelled, Abated |       |
| Land Area       | .62 Sq. Miles | State Equalization Ratio            | .9835      | Municipal Expenditures | 595.94   | or Adjusted                |       |
|                 |               | General Tax Rate Per \$100.         | 2.04       |                        |          |                            |       |
|                 |               | State Equalized                     |            |                        |          |                            |       |
|                 |               | General Tax Rate:                   | 2.00       |                        |          |                            |       |

| 1969 EXPENDITURES                      |            | 1969 REVENUES                                     |  | 1969 PROPERTY TAX                          |  |
|--|------------|---|--|--|--|
| GENERAL GOVERNMENT                     |            | 1969 — Property Taxes Collected                   |  | STATE EQUALIZED TAX RATE                   |  |
| Governing Body & Public Boards         |            | 306,933.04  |  | Local District School Taxes .28            |  |
| Municipal Clerk                        |            | 14,527.83   |  | Regional & Consolidated School Tax .40     |  |
| Financial Administration               | 5,759.82   | 2,777.00  |  | School Taxes in Municipal Budget           |  |
| Assessment of Taxes                    | 3,200.00   | 14,480.15   |  | County Taxes .51                           |  |
| Collection of Taxes                    | 5,450.00   | 2,602.00  |  | County Library Taxes .02                   |  |
| Planning, Housing & Development        | 2,700.00   | 51,313.81   |  | Local Municipal Purpose Taxes .78          |  |
| Human Resources                        |            | 392,633.83  |  | Veteran & Senior Citizen Taxes .02         |  |
| Elections                              |            | 60,000.00   |  | Total Taxes for Rate Computation 2.01      |  |
| General Administration (other)         | 17,354.15  | 452,633.83  |  | Special District Taxes                     |  |
| JUDICIARY                              |            | Total   |  | Bank Stock Taxes                           |  |
| Municipal Courts                       | 2,401.39   | REVENUES  |  | Added and Omitted Taxes                    |  |
| PUBLIC SAFETY                          |            | 1969 REAL PROPERTY VALUATIONS                     |  | Total Taxes Levied - ABSTRACT              |  |
| Fire Protection                        | 3,000.00   | Code Class # of Parcels %VAL'N ASSESSED VALUATION |  | TOTAL TAXES BILLED                         |  |
| Police Protection                      | 12,750.00  | 1 Vacant Land 250 13.11 2,057,600.00              |  | 1969 TAXES COLLECTED                       |  |
| Civil Defense & Disaster Control       | 300.00     | 2 Residential 705 75.44 11,837,100.00             |  | 1969 Taxes Cancelled, Abated or Adjusted   |  |
| Environmental Inspection & Control     | 2,875.00   | 3 Farm 1,707,800.00                               |  | Transfer to Tax Title Liens or Foreclosed  |  |
| Other Public Safety                    |            | 4a Commercial 43 10.88 87,700.00                  |  | Balance Outstanding Dec. 31, 1969          |  |
| PUBLIC WORKS                           |            | 4b Industrial 3 .56 15,690,200.00                 |  | PRIOR YEARS TAXES OUTSTANDING              |  |
| Streets and Drainage                   | 28,342.00  | Total 1001 99.99                                  |  | Balance January 1, 1969                    |  |
| Sewers and Sewage Processing           |            | CAPITAL DEBT AUTHORIZED, DECEMBER 31, 1969        |  | Collected in 1969                          |  |
| Garbage and Trash Disposal             | 21,000.00  | ISSUED AND UNISSUED GROSS DEBT NET DEBT           |  | Cancelled, Abated or Adjusted (1969)       |  |
| Public Buildings and Grounds           | 3,250.00   | School 327,051                                    |  | Transfers to Tax Title Liens or Foreclosed |  |
| Other Public Works                     |            | Self-liquidating 205,000                          |  | Balance December 31, 1969                  |  |
| HEALTH and WELFARE                     |            | Other 263,000                                     |  | TAX TITLE LIENS OUTSTANDING                |  |
| Health Services Except Environmental   | 544.75     | Total 795,051 263,000                             |  | Balance January 1, 1969                    |  |
| Welfare-Public Assistance              | 100.00     | ISSUED AND OUTSTANDING                            |  | Transfers From Taxes                       |  |
| Hospitals, Clinics, First Aid          |            | School 162,037.70                                 |  | Redeemed in 1969                           |  |
| Animal, Insect, & Rodent Control       | 2,395.85   | Self-Liquidating 130,000.00                       |  | Cancelled, Abated or Adjusted (1969)       |  |
| Other Welfare Services                 |            | Other 59,000.00                                   |  | Transfers to Foreclosed Property           |  |
| RECREATION and CONSERVATION            |            | Total 351,037.70                                  |  | Balance December 31, 1969                  |  |
| Beaches and Boardwalks                 | 35,749.04  | EQUALIZED VALUATION BASIS                         |  | PROPERTY ACQUIRED BY DEED OR               |  |
| Parks, Playgrounds, Shade Trees        | 1,800.00   | FOR NET DEBT COMPUTATION                          |  | FORECLOSURE                                |  |
| Land Reclamation & Conservation        | 2,000.00   | 1969 CAPITAL OUTLAY TOTAL                         |  | Balance January 1, 1969                    |  |
| Other Recreational Services            |            | Beaches and Boardwalks                            |  | Transfers From Taxes or Liens              |  |
| EDUCATION (excluding schools)          |            | Parks and Playgrounds                             |  | Sale for Cash (1969)                       |  |
| Libraries                              | 100.00     | Public Buildings and Grounds                      |  | Cancelled, Abated or Adjusted (1969)       |  |
| Other Educational Services             |            | Vehicular Equipment                               |  | Balance December 31, 1969                  |  |
| STATUTORY EXPENDITURES                 |            | Streets, Roads, Sidewalks, Storm Sewers           |  | CURRENT FINANCES DECEMBER 31, 1969         |  |
| Pensions & F.I.C.A.                    | 5,000.00   | Sewer System                                      |  | ASSETS                                     |  |
| Employee Fringe Benefits               |            | Water Service                                     |  | Cash Dec. 31, 1969                         |  |
| Other Statutory Expenditures           |            | Other Utilities                                   |  | Taxes Receivable                           |  |
| MUNICIPAL FUNCTIONS                    |            | Hospitals and Clinics                             |  | Tax Title Liens                            |  |
| CAPITAL IMPROVEMENTS                   |            | Garbage and Trash Disposal Facilities             |  | Foreclosed Property                        |  |
| DEBT SERVICE                           |            | Health Equipment                                  |  | Emergencies & Other Deferred Charges       |  |
| Principal Payments                     | 9,000.00   | Library and Education Facilities                  |  | State Aid Receivable                       |  |
| Interest Payments                      | 2,376.00   | Conservation and Recreation                       |  | Other Receivables                          |  |
| DEFERRED CHARGES                       |            | Other Expenditures                                |  | Total                                      |  |
| SCHOOL, COUNTY, SPECIAL DISTRICT TAXES | 16,715.00  |   |  | LIABILITIES                                |  |
| RESERVE FOR UNCOLLECTED TAXES          | 25,452.00  |   |  | Cash Liabilities                           |  |
| EXPENDITURES                           |            |   |  | Reserves for Receivables                   |  |
| TOTAL                                  | 425,766.69 |   |  | Surplus Dec. 31, 1969                      |  |
|  |            |   |  | Total                                      |  |

0403  
Population 1960 7,943  
Population 1969 9,750  
  
Moody Rating  
Land Area 1.66 Sq. Miles

BARRINGTON BORO - CAMDEN COUNTY  
Net Valuation Taxable 19,360,765  
State Equalized Value 43,167,814  
General Tax Rate Per \$100. 7.28  
Net Valuation on Which County Taxes are apportioned: 45,738,746  
State Equalized  
State Equalization Ratio .4485  
General Tax Rate: 3.26

PER CAPITA:  
Gross Debt 101.32  
Net Debt 31.79  
Debt Service 4.89  
Total Tax Levy 140.42  
Municipal Expenditures 64.57

PER CENT:  
Gross Debt 2.15  
Net Debt .67  
Tax Levy Collected 98.40  
Tax Levy Cancelled, Abated or Adjusted .03

| 1969 EXPENDITURES                      |              | 1969 REVENUES                         |              | 1969 PROPERTY TAX                          |                   |
|--|--------------|---------------------------------------|--------------|--|-------------------|
| GENERAL GOVERNMENT                     |              | 1969 — Property Taxes Collected       |              | STATE EQUALIZED TAX RATE                   |                   |
| Governing Body & Public Boards         |              | 1969 Payments in Lieu of Taxes        | 1,347,746.63 | Local District School Taxes                | 1.92 830,185.00   |
| Municipal Clerk                        |              | Delinquent Tax & Lien Collections     | 5,890.02     | Regional & Consolidated School Tax         |                   |
| Financial Administration               | 25,823.76    | Business Personalty Replacement Taxes | 27,382.24    | School Taxes in Municipal Budget           |                   |
| Assessment of Taxes                    | 9,291.98     | Taxes from Public Utilities           | 196,448.00   | County Taxes                               | .99 429,295.52    |
| Collection of Taxes                    | 6,076.55     | Other Miscellaneous Tax Revenues      | 89,631.68    | County Library Taxes                       | .02 9,458.17      |
| Planning, Housing & Development        | 7,350.00     | State Aid Revenues                    | 34,571.00    | Local Municipal Purpose Taxes              | .21 90,885.53     |
| Human Resources                        |              | Federal Aid Revenues                  |              | Veteran & Senior Citizen Taxes             | .11 49,410.00     |
| Elections                              |              | Sale of Acquired Property             |              | Total Taxes for Rate Computation           | 3.25 1,409,234.22 |
| General Administration (other)         | 39,692.71    | Other Miscellaneous Revenues          | 37,097.54    | Special District Taxes                     |                   |
| JUDICIARY                              |              | 1969 Revenues                         | 1,738,767.11 | Bank Stock Taxes                           | 970.78            |
| Municipal Courts                       | 3,350.00     | Prior Years Surplus Appropriated      | 176,296.82   | Added and Omitted Taxes                    | 8,331.96          |
| PUBLIC SAFETY                          |              | REVENUES                              | 1,915,063.93 | Total Taxes Levied - ABSTRACT              | 1,369,126.96      |
| Fire Protection                        | 15,302.00    |                                       |              | TOTAL TAXES BILLED                         | 1,369,686.43      |
| Police Protection                      | 132,800.00   |                                       |              | 1969 TAXES COLLECTED                       | 1,347,746.63      |
| Civil Defense & Disaster Control       | 442.39       |                                       |              | 1969 Taxes Cancelled, Abated or Adjusted   | 407.60            |
| Environmental Inspection & Control     | 6,550.00     |                                       |              | Transfer to Tax Title Liens or Foreclosed  |                   |
| Other Public Safety                    |              |                                       |              | Balance Outstanding Dec. 31, 1969          | 21,532.20         |
| PUBLIC WORKS                           |              |                                       |              | PRIOR YEARS TAXES OUTSTANDING              |                   |
| Streets and Drainage                   | 136,294.27   |                                       |              | Balance January 1, 1969                    | 26,924.25         |
| Sewers and Sewage Processing           |              |                                       |              | Collected in 1969                          | 26,795.45         |
| Garbage and Trash Disposal             | 29,900.00    |                                       |              | Cancelled, Abated or Adjusted (1969)       |                   |
| Public Buildings and Grounds           | 6,800.00     |                                       |              | Transfers to Tax Title Liens or Foreclosed |                   |
| Other Public Works                     |              |                                       |              | Balance December 31, 1969                  | 128.80            |
| HEALTH and WELFARE                     |              |                                       |              | TAX TITLE LIENS OUTSTANDING                |                   |
| Health Services Except Environmental   | 1,961.05     |                                       |              | Balance January 1, 1969                    | 4,046.19          |
| Welfare-Public Assistance              | 2,100.00     |                                       |              | Transfers From Taxes                       |                   |
| Hospitals, Clinics, First Aid          |              |                                       |              | Redeemed in 1969                           | 586.79            |
| Animal, Insect, & Rodent Control       |              |                                       |              | Cancelled, Abated or Adjusted (1969)       |                   |
| Other Welfare Services                 |              |                                       |              | Transfers to Foreclosed Property           |                   |
| RECREATION and CONSERVATION            |              |                                       |              | Balance December 31, 1969                  | 3,459.40          |
| Beaches and Boardwalks                 | 15,625.00    |                                       |              | PROPERTY ACQUIRED BY DEED OR               |                   |
| Parks, Playgrounds, Shade Trees        |              |                                       |              | FORECLOSURE                                |                   |
| Land Reclamation & Conservation        | 3,326.00     |                                       |              | Balance January 1, 1969                    | 3,342.00          |
| Other Recreational Services            |              |                                       |              | Transfers From Taxes or Liens              |                   |
| EDUCATION (excluding schools)          |              |                                       |              | Sale for Cash (1969)                       |                   |
| Libraries                              | 2,850.00     |                                       |              | Cancelled, Abated or Adjusted (1969)       |                   |
| Other Educational Services             |              |                                       |              | Balance December 31, 1969                  | 3,342.00          |
| STATUTORY EXPENDITURES                 |              |                                       |              | CURRENT FINANCES DECEMBER 31, 1969         |                   |
| Pensions & F.I.C.A.                    | 30,450.29    |                                       |              | ASSETS                                     |                   |
| Employee Fringe Benefits               | 7,500.00     |                                       |              | Cash Dec. 31, 1969                         | 198,449.04        |
| Other Statutory Expenditures           |              |                                       |              | Taxes Receivable                           | 21,661.00         |
| MUNICIPAL FUNCTIONS                    | 483,486.00   |                                       |              | Tax Title Liens                            | 3,459.40          |
| CAPITAL IMPROVEMENTS                   | 25,000.00    |                                       |              | Foreclosed Property                        | 3,342.00          |
| DEBT SERVICE                           |              |                                       |              | Emergencies & Other Deferred Charges       | 1,028.05          |
| Principal Payments                     | 39,761.69    |                                       |              | State Aid Receivable                       | 1,158.61          |
| Interest Payments                      | 7,927.26     |                                       |              | Other Receivables                          | 4,225.00          |
| DEFERRED CHARGES                       | 3,242.77     |                                       |              | Total                                      | 233,323.10        |
| SCHOOL, COUNTY, SPECIAL DISTRICT TAXES | 1,268,938.69 |                                       |              | LIABILITIES                                |                   |
| RESERVE FOR UNCOLLECTED TAXES          | 70,122.81    |                                       |              | Cash Liabilities                           | 31,660.48         |
| EXPENDITURES                           | 1,898,479.22 |                                       |              | Reserves for Receivables                   | 32,687.40         |
|  |              |                                       |              | Surplus Dec. 31, 1969                      | 168,975.22        |
|  |              |                                       |              | Total                                      | 233,323.10        |

0301  
Population 1960 737  
Population 1969 750  
Moody Rating  
Land Area 79.65 Sq Miles

BASS RIVER TWP  
Net Valuation Taxable 6,169,382  
State Equalized Value 7,035,445  
Net Valuation on Which County Taxes  
are apportioned: 6,963,664  
State Equalization Ratio .8769  
- BURLINGTON COUNTY  
General Tax Rate Per \$100. 3.12  
State Equalized  
General Tax Rate: 2.73

PER CAPITA:  
Gross Debt  
Net Debt  
Debt Service  
Total Tax Levy 247.10  
Municipal Expenditures 160.80

PER CENT:  
Gross Debt  
Net Debt  
Tax Levy Collected 78.56  
Tax Levy Cancelled, Abated  
or Adjusted .25

| 1969 EXPENDITURES                      |            | 1969 REVENUES                              |            | 1969 PROPERTY TAX                          |            |
|--|------------|--|------------|--|------------|
| GENERAL GOVERNMENT                     |            | 1969 — Property Taxes Collected 145,499.48 |            | STATE EQUALIZED TAX RATE 2.02              |            |
| Governing Body & Public Boards         |            | 1969 Payments in Lieu of Taxes             |            | Local District School Taxes                | 141,827.00 |
| Municipal Clerk                        |            | Delinquent Tax & Lien Collections          | 42,933.56  | Regional & Consolidated School Tax         |            |
| Financial Administration               | 3,700.00   | Business Personalty Replacement Taxes      | 17,996.00  | School Taxes in Municipal Budget           |            |
| Assessment of Taxes                    | 4,372.00   | Taxes from Public Utilities                | 17,233.78  | County Taxes                               | 40,190.07  |
| Collection of Taxes                    | 3,889.38   | Other Miscellaneous Tax Revenues           | 1,038.60   | County Library Taxes                       | 1,782.84   |
| Planning, Housing & Development        | 100.00     | State Aid Revenues                         | 6,176.01   | Local Municipal Purpose Taxes              |            |
| Human Resources                        |            | Federal Aid Revenues                       |            | Veteran & Senior Citizen Taxes             | 8,100.00   |
| Elections                              |            | Sale of Acquired Property                  |            | Total Taxes for Rate Computation           | 191,899.91 |
| General Administration (other)         | 6,155.00   | Other Miscellaneous Revenues               | 19,649.59  | Special District Taxes                     |            |
| JUDICIARY                              |            | 1969 Revenues                              | 250,527.00 | Bank Stock Taxes                           | 1,523.18   |
| Municipal Courts                       | 1,300.00   | Prior Years Surplus Appropriated           | 43,607.00  | Added and Omitted Taxes                    | 185,323.09 |
| PUBLIC SAFETY                          |            | REVENUES                                   | 294,134.02 | Total Taxes Levied - ABSTRACT              | 185,197.42 |
| Fire Protection                        | 2,738.00   |  |            | TOTAL TAXES BILLED                         | 145,499.48 |
| Police Protection                      | 600.00     |  |            | 1969 TAXES COLLECTED                       | 464.70     |
| Civil Defense & Disaster Control       | 200.00     |  |            | 1969 Taxes Cancelled, Abated or Adjusted   | 10,150.92  |
| Environmental Inspection & Control     | 300.00     |  |            | Transfer to Tax Title Liens or Foreclosed  | 29,082.32  |
| Other Public Safety                    |            |  |            | Balance Outstanding Dec. 31, 1969          | 51,640.49  |
| PUBLIC WORKS                           |            |  |            | Collected in 1969                          | 32,894.74  |
| Streets and Drainage                   | 12,293.62  |  |            | Cancelled, Abated or Adjusted (1969)       | 9,691.32   |
| Sewers and Sewage Processing           |            |  |            | Transfers to Tax Title Liens or Foreclosed | 9,054.43   |
| Garbage and Trash Disposal             | 1,137.00   |  |            | Balance December 31, 1969                  | 20,887.03  |
| Public Buildings and Grounds           |            |  |            | Transfers From Taxes                       | 20,701.69  |
| Other Public Works                     |            |  |            | Redeemed in 1969                           | 10,038.82  |
| HEALTH and WELFARE                     |            |  |            | Cancelled, Abated or Adjusted (1969)       | 5,717.90   |
| Health Services Except Environmental   | 50.00      |  |            | Transfers to Foreclosed Property           | 25,832.00  |
| Welfare-Public Assistance              | 252.50     |  |            | Balance December 31, 1969                  |            |
| Hospitals, Clinics, First Aid          |            |  |            | PROPERTY ACQUIRED BY DEED OR               |            |
| Animal, Insect, & Rodent Control       | 400.00     |  |            | FORECLOSURE                                |            |
| Other Welfare Services                 |            |  |            | Balance January 1, 1969                    |            |
| RECREATION and CONSERVATION            |            |  |            | Transfers From Taxes or Liens              |            |
| Beaches and Boardwalks                 |            |  |            | Sale for Cash (1969)                       |            |
| Parks, Playgrounds, Shade Trees        |            |  |            | Cancelled, Abated or Adjusted (1969)       |            |
| Land Reclamation & Conservation        |            |  |            | Balance December 31, 1969                  |            |
| Other Recreational Services            |            |  |            | CURRENT FINANCES DECEMBER 31, 1969         |            |
| EDUCATION (excluding schools)          |            |  |            | ASSETS                                     |            |
| Libraries                              |            |  |            | Cash Dec. 31, 1969                         | 123,179.98 |
| Other Educational Services             | 8,000.00   |  |            | Taxes Receivable                           | 38,136.75  |
| STATUTORY EXPENDITURES                 |            |  |            | Tax Title Liens                            | 25,832.00  |
| Pensions & F.I.C.A.                    | 1,365.00   |  |            | Foreclosed Property                        |            |
| Employee Fringe Benefits               |            |  |            | Emergencies & Other Deferred Charges       | 250.00     |
| Other Statutory Expenditures           |            |  |            | State Aid Receivable                       |            |
| MUNICIPAL FUNCTIONS                    |            |  |            | Other Receivables                          | 4,274.55   |
| CAPITAL IMPROVEMENTS                   | 14,800.00  |  |            | Total                                      | 191,673.28 |
| DEBT SERVICE                           |            |  |            | LIABILITIES                                |            |
| Principal Payments                     |            |  |            | Cash Liabilities                           | 59,851.27  |
| Interest Payments                      |            |  |            | Reserves for Receivables                   | 68,243.30  |
| DEFERRED CHARGES                       | 3,950.00   |  |            | Surplus Dec. 31, 1969                      | 63,578.71  |
| SCHOOL, COUNTY, SPECIAL DISTRICT TAXES | 183,799.91 |  |            | Total                                      | 191,673.28 |
| RESERVE FOR UNCOLLECTED TAXES          | 55,000.00  |  |            |  |            |
| EXPENDITURES                           | 304,402.41 |  |            |  |            |

|                 |               |  |            |                             |      |                        |        |  |       |
|-----------------|---------------|--|------------|-----------------------------|------|------------------------|--------|--|-------|
| 1502            |               | BAY HEAD BORO  | - OCEAN    | COUNTY                      |      | PER CAPITA:            |        | PER CENT:                              |       |
| Population 1960 | 824           | Net Valuation Taxable                                | 18,732,485 |                             |      | Gross Debt             | 452.91 | Gross Debt                             | 1.49  |
| Population 1969 | 860           | State Equalized Value                                | 27,298,870 | General Tax Rate Per \$100. | 2.77 | Net Debt               | 261.05 | Net Debt                               | .86   |
| Moody Rating    |               | Net Valuation on Which County Taxes are apportioned: | 27,401,026 | State Equalized             |      | Debt Service           | 37.30  | Tax Levy Collected                     | 95.27 |
| Land Area       | .65 Sq. Miles | State Equalization Ratio                             | .6862      | General Tax Rate:           | 1.90 | Total Tax Levy         | 598.21 | Tax Levy Cancelled, Abated or Adjusted | .03   |
|                 |               |  |            |                             |      | Municipal Expenditures | 300.23 |  |       |

| 1969 EXPENDITURES                      |            | 1969 REVENUES                         |            | 1969 PROPERTY TAX                          |                 |
|--|------------|---------------------------------------|------------|--|-----------------|
| <b>GENERAL GOVERNMENT</b>              |            | 1969 — Property Taxes Collected       |            | STATE EQUALIZED TAX RATE                   |                 |
| Governing Body & Public Boards         |            |                                       | 490,143.51 | Local District School Taxes                | .82 222,915.91  |
| Municipal Clerk                        |            | 1969 Payments in Lieu of Taxes        |            | Regional & Consolidated School Tax         |                 |
| Financial Administration               | 4,300.00   | Delinquent Tax & Lien Collections     | 24,909.02  | School Taxes in Municipal Budget           |                 |
| Assessment of Taxes                    | 6,750.00   | Business Personalty Replacement Taxes | 4,336.00   | County Taxes                               | .53 143,410.60  |
| Collection of Taxes                    | 100.00     | Taxes from Public Utilities           | 32,843.35  | County Library Taxes                       | .02 5,889.26    |
| Planning, Housing & Development        |            | Other Miscellaneous Tax Revenues      |            | Local Municipal Purpose Taxes              | .50 136,769.62  |
| Human Resources                        |            | State Aid Revenues                    | 15,747.88  | Veteran & Senior Citizen Taxes             | .03 8,320.00    |
| Elections                              | 450.00     | Federal Aid Revenues                  |            | Total Taxes for Rate Computation           | 1.90 517,305.39 |
| General Administration (other)         | 14,100.00  | Sale of Acquired Property             |            | Special District Taxes                     |                 |
| <b>JUDICIARY</b>                       |            | Other Miscellaneous Revenues          | 15,694.85  | Bank Stock Taxes                           | 1,730.38        |
| Municipal Courts                       | 3,900.00   | 1969 Revenues                         | 583,674.61 | Added and Omitted Taxes                    | 3,742.33        |
| <b>PUBLIC SAFETY</b>                   |            | Prior Years Surplus Appropriated      | 56,000.00  | Total Taxes Levied - ABSTRACT              | 514,458.10      |
| Fire Protection                        | 8,450.00   | REVENUES                              | 639,674.61 | <b>TOTAL TAXES BILLED</b>                  | 514,458.10      |
| Police Protection                      | 52,800.00  |                                       |            | 1969 TAXES COLLECTED                       | 490,143.51      |
| Civil Defense & Disaster Control       | 700.00     |                                       |            | 1969 Taxes Cancelled, Abated or Adjusted   | 160.00          |
| Environmental Inspection & Control     | 1,500.00   |                                       |            | Transfer to Tax Title Liens or Foreclosed  | 209.14          |
| Other Public Safety                    |            |                                       |            | Balance Outstanding Dec. 31, 1969          | 23,945.45       |
| <b>PUBLIC WORKS</b>                    |            |                                       |            | <b>PRIOR YEARS TAXES OUTSTANDING</b>       |                 |
| Streets and Drainage                   | 15,700.00  |                                       |            | Balance January 1, 1969                    | 28,186.05       |
| Sewers and Sewage Processing           | 18,900.00  |                                       |            | Collected in 1969                          | 24,283.19       |
| Garbage and Trash Disposal             | 20,500.00  |                                       |            | Cancelled, Abated or Adjusted (1969)       | 376.91          |
| Public Buildings and Grounds           | 3,300.00   |                                       |            | Transfers to Tax Title Liens or Foreclosed |                 |
| Other Public Works                     |            |                                       |            | Balance December 31, 1969                  | 3,525.95        |
| <b>HEALTH and WELFARE</b>              |            |                                       |            | <b>TAX TITLE LIENS OUTSTANDING</b>         |                 |
| Health Services Except Environmental   | 325.00     |                                       |            | Balance January 1, 1969                    | 1,513.87        |
| Welfare-Public Assistance              | 100.00     |                                       |            | Transfers From Taxes                       | 209.14          |
| Hospitals, Clinics, First Aid          |            |                                       |            | Redeemed in 1969                           | 625.83          |
| Animal, Insect, & Rodent Control       | 685.00     |                                       |            | Cancelled, Abated or Adjusted (1969)       |                 |
| Other Welfare Services                 |            |                                       |            | Transfers to Foreclosed Property:          |                 |
| <b>RECREATION and CONSERVATION</b>     |            |                                       |            | Balance December 31, 1969                  | 1,097.18        |
| Beaches and Boardwalks                 | 1,800.00   |                                       |            | <b>PROPERTY ACQUIRED BY DEED OR</b>        |                 |
| Parks, Playgrounds, Shade Trees        | 800.00     |                                       |            | <b>FORECLOSURE</b>                         |                 |
| Land Reclamation & Conservation        |            |                                       |            | Balance January 1, 1969                    |                 |
| Other Recreational Services            |            |                                       |            | Transfers From Taxes or Liens              |                 |
| <b>EDUCATION (excluding schools)</b>   |            |                                       |            | Sale for Cash (1969)                       |                 |
| Libraries                              | 540.00     |                                       |            | Cancelled, Abated or Adjusted (1969)       |                 |
| Other Educational Services             |            |                                       |            | Balance December 31, 1969                  |                 |
| <b>STATUTORY EXPENDITURES</b>          |            |                                       |            | <b>CURRENT FINANCES DECEMBER 31, 1969</b>  |                 |
| Pensions & F.I.C.A.                    | 10,890.00  |                                       |            | <b>ASSETS</b>                              |                 |
| Employee Fringe Benefits               | 3,700.00   |                                       |            | Cash Dec. 31, 1969                         | 198,029.50      |
| Other Statutory Expenditures           |            |                                       |            | Taxes Receivable                           | 27,471.40       |
| <b>MUNICIPAL FUNCTIONS</b>             |            |                                       |            | Tax Title Liens                            | 1,097.18        |
| <b>CAPITAL IMPROVEMENTS</b>            |            |                                       |            | Foreclosed Property                        |                 |
| <b>DEBT SERVICE</b>                    |            |                                       |            | Emergencies & Other Deferred Charges       | 500.00          |
| Principal Payments                     | 26,000.00  |                                       |            | State Aid Receivable                       | 18,557.00       |
| Interest Payments                      | 6,080.00   |                                       |            | Other Receivables                          | 16,273.66       |
| <b>DEFERRED CHARGES</b>                |            |                                       |            | Total                                      | 261,928.74      |
| SCHOOL, COUNTY, SPECIAL DISTRICT TAXES | 4,550.00   |                                       |            | <b>LIABILITIES</b>                         |                 |
| <b>RESERVE FOR UNCOLLECTED TAXES</b>   |            |                                       |            | Cash Liabilities                           | 137,234.34      |
|  | 372,215.77 |                                       |            | Reserves for Receivables                   | 44,842.24       |
|  | 45,282.00  |                                       |            | Surplus Dec. 31, 1969                      | 79,852.16       |
| <b>EXPENDITURES</b>                    |            |                                       |            | Total                                      | 261,928.74      |
| <b>TOTAL</b>                           | 630,417.77 |                                       |            |  |                 |

0901  
Population 1960 74,215  
Population 1969 74,290  
B88  
Moody Rating BAA  
Land Area 4.30 Sq. Miles

BAYONNE CITY - HUDSON COUNTY  
Net Valuation Taxable 122,855,477  
State Equalized Value 367,500,679 General Tax Rate Per \$100. 11.80  
Net Valuation on Which County Taxes are apportioned: 368,999,810 State Equalized  
State Equalization Ratio .3343 General Tax Rate: 3.94

PER CAPITA:  
Gross Debt 247.58  
Net Debt .24  
Debt Service 7.11  
Total Tax Levy 193.71  
Municipal Expenditures 159.75

PER CENT:  
Gross Debt 5.39  
Net Debt .01  
Tax Levy Collected 96.19  
Tax Levy Cancelled, Abated or Adjusted .45

| 1969 EXPENDITURES                      |               | 1969 REVENUES                         |               | 1969 PROPERTY TAX                          |                    |
|--|---------------|---------------------------------------|---------------|--|--------------------|
| GENERAL GOVERNMENT                     |               | 1969 — Property Taxes Collected       |               | STATE EQUALIZED TAX RATE                   |                    |
| Governing Body & Public Boards         | 92,150.00     | 1969 Payments in Lieu of Taxes        | 13,843,243.34 | Local District School Taxes                | 1.58 5,792,516.00  |
| Municipal Clerk                        | 92,600.00     | Delinquent Tax & Lien Collections     | 89,081.44     | Regional & Consolidated School Tax         |                    |
| Financial Administration               | 161,200.00    | Business Personalty Replacement Taxes | 738,203.01    | School Taxes in Municipal Budget           | 4,090.00           |
| Assessment of Taxes                    | 71,700.00     | Taxes from Public Utilities           | 1,938,127.00  | County Taxes                               | 1.17 4,290,099.92  |
| Collection of Taxes                    | 100,500.00    | Other Miscellaneous Tax Revenues      | 597,428.34    | County Library Taxes                       |                    |
| Planning, Housing & Development        | 43,300.00     | State Aid Revenues                    | 6,148.93      | Local Municipal Purpose Taxes              | 1.13 4,154,230.55  |
| Human Resources                        | 23,500.00     | Federal Aid Revenues                  | 498,825.93    | Veteran & Senior Citizen Taxes             | .07 252,400.00     |
| Elections                              | 11,500.00     | Sale of Acquired Property             |               | Total Taxes for Rate Computation           | 3.95 14,493,336.47 |
| General Administration (other)         | 487,550.00    | Other Miscellaneous Revenues          | 1,837,726.79  | Special District Taxes                     |                    |
| JUDICIARY                              |               | 1969 Revenues                         | 19,548,784.78 | Bank Stock Taxes                           | 25,678.47          |
| Municipal Courts                       | 60,555.50     | Prior Years Surplus Appropriated      | 1,666,000.00  | Added and Omitted Taxes                    | 124,449.79         |
| PUBLIC SAFETY                          |               | REVENUES                              | 21,214,784.78 | Total Taxes Levied - ABSTRACT              | 14,391,064.73      |
| Fire Protection                        | 1,849,430.40  |                                       |               | TOTAL TAXES BILLED                         | 14,392,287.30      |
| Police Protection                      | 1,955,359.00  |                                       |               | 1969 TAXES COLLECTED                       | 13,843,243.34      |
| Civil Defense & Disaster Control       | 28,750.00     |                                       |               | 1969 Taxes Cancelled, Abated or Adjusted   | 65,277.24          |
| Environmental Inspection & Control     | 183,475.00    |                                       |               | Transfer to Tax Title Liens or Foreclosed  | 107,199.99         |
| Other Public Safety                    | 36,040.00     |                                       |               | Balance Outstanding Dec. 31, 1969          | 376,566.73         |
| PUBLIC WORKS                           |               |                                       |               | PRIOR YEARS TAXES OUTSTANDING              |                    |
| Streets and Drainage                   | 573,350.00    |                                       |               | Balance January 1, 1969                    | 1,065,799.68       |
| Sewers and Sewage Processing           | 49,250.00     |                                       |               | Collected in 1969                          | 540,512.92         |
| Garbage and Trash Disposal             | 453,971.50    |                                       |               | Cancelled, Abated or Adjusted (1969)       | 10,705.40          |
| Public Buildings and Grounds           | 237,090.00    |                                       |               | Transfers to Tax Title Liens or Foreclosed | 18,164.02          |
| Other Public Works                     |               |                                       |               | Balance December 31, 1969                  | 496,417.34         |
| HEALTH and WELFARE                     |               |                                       |               | TAX TITLE LIENS OUTSTANDING                |                    |
| Health Services Except Environmental   | 136,640.00    |                                       |               | Balance January 1, 1969                    | 242,986.43         |
| Welfare-Public Assistance              | 127,530.00    |                                       |               | Transfers From Taxes                       | 127,482.01         |
| Hospitals, Clinics, First Aid          | 120,570.00    |                                       |               | Redeemed in 1969                           | 197,690.09         |
| Animal, Insect, & Rodent Control       |               |                                       |               | Cancelled, Abated or Adjusted (1969)       | 24,052.35          |
| Other Welfare Services                 | 24,570.00     |                                       |               | Transfers to Foreclosed Property           | 17,378.18          |
| RECREATION and CONSERVATION            |               |                                       |               | Balance December 31, 1969                  | 131,347.82         |
| Beaches and Boardwalks                 | 7,000.00      |                                       |               | PROPERTY ACQUIRED BY DEED OR               |                    |
| Parks, Playgrounds, Shade Trees        | 362,600.00    |                                       |               | FORECLOSURE                                |                    |
| Land Reclamation & Conservation        |               |                                       |               | Balance January 1, 1969                    | 8,771,482.32       |
| Other Recreational Services            | 179,500.00    |                                       |               | Transfers From Taxes or Liens              | 17,378.18          |
| EDUCATION (excluding schools)          |               |                                       |               | Sale for Cash (1969)                       | 644,925.00         |
| Libraries                              | 294,000.00    |                                       |               | Cancelled, Abated or Adjusted (1969)       |                    |
| Other Educational Services             |               |                                       |               | Balance December 31, 1969                  | 8,143,935.50       |
| STATUTORY EXPENDITURES                 |               |                                       |               | CURRENT FINANCES DECEMBER 31, 1969         |                    |
| Pensions & F.I.C.A.                    | 1,211,631.57  |                                       |               | ASSETS                                     |                    |
| Employee Fringe Benefits               | 131,000.00    |                                       |               | Cash Dec. 31, 1969                         | 2,443,489.44       |
| Other Statutory Expenditures           |               |                                       |               | Taxes Receivable                           | 872,984.07         |
| MUNICIPAL FUNCTIONS                    | 9,106,312.97  |                                       |               | Tax Title Liens                            | 131,347.82         |
| CAPITAL IMPROVEMENTS                   | 1,372,000.00  |                                       |               | Foreclosed Property                        | 8,143,935.50       |
| DEBT SERVICE                           |               |                                       |               | Emergencies & Other Deferred Charges       | 1,322,781.15       |
| Principal Payments                     | 234,000.00    |                                       |               | State Aid Receivable                       | 168,300.00         |
| Interest Payments                      | 294,205.50    |                                       |               | Other Receivables                          | 1,614,232.30       |
| TYPE I SCHL DEBT *MEMO                 | 4,090.00      |                                       |               | Total                                      | 14,697,070.28      |
| DEFERRED CHARGES                       | 237,728.62    |                                       |               | LIABILITIES                                |                    |
| SCHOOL, COUNTY, SPECIAL DISTRICT TAXES | 10,086,705.92 |                                       |               | Cash Liabilities                           | 2,503,014.56       |
| RESERVE FOR UNCOLLECTED TAXES          | 623,843.75    |                                       |               | Reserves for Receivables                   | 10,762,499.69      |
| EXPENDITURES                           | 21,954,796.76 |                                       |               | Surplus Dec. 31, 1969                      | 1,431,556.03       |
|  |               |                                       |               | Total                                      | 14,697,070.28      |

|                          |   |                                  |        |                               |  |
|--------------------------|---|----------------------------------|--------|-------------------------------|--|
| 1503                     | BEACH HAVEN BORO  | - OCEAN                          | COUNTY | PER CAPITA:                   | PER CENT:                                  |
| Population 1960 1,041    | Net Valuation Taxable 30,221,512                                |                                  |        | Gross Debt 824.34             | Gross Debt 3.05                            |
| Population 1969 1,220    | State Equalized Value 37,191,129                                | General Tax Rate Per \$100. 2.67 |        | Net Debt 138.53               | Net Debt .51                               |
| Moody Rating             | Net Valuation on Which County Taxes are apportioned: 34,645,006 | State Equalized                  |        | Debt Service 6.83             | Tax Levy Collected 94.95                   |
| Land Area 1.00 Sq. Miles | State Equalization Ratio .8126                                  | General Tax Rate: 2.16           |        | Total Tax Levy 660.95         | Tax Levy Cancelled, Abated or Adjusted .05 |
|                          |   |                                  |        | Municipal Expenditures 491.65 |  |

| 1969 EXPENDITURES                             |  | 1969 REVENUES                                   |  | 1969 PROPERTY TAX                               |            |
|---|--|---|--|---|------------|
| <b>GENERAL GOVERNMENT</b>                     |  | 1969 — Property Taxes Collected 767,555.46      |  | <b>STATE EQUALIZED TAX RATE</b>                 |            |
| Governing Body & Public Boards                |  | 1969 Payments in Lieu of Taxes                  |  | Local District School Taxes .44                 | 164,687.00 |
| Municipal Clerk                               |  | Delinquent Tax & Lien Collections 31,230.58     |  | Regional & Consolidated School Tax .39          | 143,965.93 |
| Financial Administration 12,350.00            |  | Business Personalty Replacement Taxes 10,695.00 |  | School Taxes in Municipal Budget                |            |
| Assessment of Taxes 22,060.00                 |  | Taxes from Public Utilities 44,294.27           |  | County Taxes .49                                | 181,300.52 |
| Collection of Taxes 12,900.00                 |  | Other Miscellaneous Tax Revenues                |  | County Library Taxes                            |            |
| Planning, Housing & Development 2,700.00      |  | State Aid Revenues 10,461.40                    |  | Local Municipal Purpose Taxes .81               | 302,161.38 |
| Human Resources                               |  | Federal Aid Revenues                            |  | Veteran & Senior Citizen Taxes .04              | 14,020.00  |
| Elections                                     |  | Sale of Acquired Property                       |  | Total Taxes for Rate Computation 2.17           | 806,134.83 |
| General Administration (other) 31,565.00      |  | Other Miscellaneous Revenues 58,024.97          |  | Special District Taxes                          |            |
| <b>JUDICIARY</b>                              |  | 1969 Revenues Total 922,261.68                  |  | Bank Stock Taxes                                | 2,838.62   |
| Municipal Courts 6,400.00                     |  | Prior Years Surplus Appropriated 190,000.00     |  | Added and Omitted Taxes                         | 11,410.88  |
| <b>PUBLIC SAFETY</b>                          |  | <b>REVENUES TOTAL 1,112,261.68</b>              |  | Total Taxes Levied - ABSTRACT                   | 806,364.33 |
| Fire Protection 13,710.00                     |  |   |  | <b>TOTAL TAXES BILLED</b>                       | 808,403.43 |
| Police Protection 83,700.00                   |  |   |  | 1969 TAXES COLLECTED                            | 767,555.46 |
| Civil Defense & Disaster Control 1,025.00     |  |   |  | 1969 Taxes Cancelled, Abated or Adjusted        | 428.73     |
| Environmental Inspection & Control 2,905.00   |  |   |  | Transfer to Tax Title Liens or Foreclosed       | 1,257.64   |
| Other Public Safety                           |  |   |  | Balance Outstanding Dec. 31, 1969               | 39,161.60  |
| <b>PUBLIC WORKS</b>                           |  |   |  | <b>PRIOR YEARS TAXES OUTSTANDING</b>            |            |
| Streets and Drainage 74,860.00                |  |   |  | Balance January 1, 1969                         | 31,643.61  |
| Sewers and Sewage Processing                  |  |   |  | Collected in 1969                               | 30,868.34  |
| Garbage and Trash Disposal 50,775.00          |  |   |  | Cancelled, Abated or Adjusted (1969)            | 63.10      |
| Public Buildings and Grounds 16,000.00        |  |   |  | Transfers to Tax Title Liens or Foreclosed      | 695.48     |
| Other Public Works                            |  |   |  | Balance December 31, 1969                       | 16.69      |
| <b>HEALTH and WELFARE</b>                     |  |   |  | <b>TAX TITLE LIENS OUTSTANDING</b>              |            |
| Health Services Except Environmental 800.00   |  |   |  | Balance January 1, 1969                         | 1,552.57   |
| Welfare-Public Assistance 645.00              |  |   |  | Transfers From Taxes                            | 2,046.02   |
| Hospitals, Clinics, First Aid                 |  |   |  | Redeemed in 1969                                | 362.24     |
| Animal, Insect, & Rodent Control              |  |   |  | Cancelled, Abated or Adjusted (1969)            |            |
| Other Welfare Services 1,750.00               |  |   |  | Transfers to Foreclosed Property                |            |
| <b>RECREATION and CONSERVATION</b>            |  |   |  | Balance December 31, 1969                       | 3,236.35   |
| Beaches and Boardwalks 33,800.00              |  |   |  | <b>PROPERTY ACQUIRED BY DEED OR FORECLOSURE</b> |            |
| Parks, Playgrounds, Shade Trees 9,200.00      |  |   |  | Balance January 1, 1969                         | 24,705.00  |
| Land Reclamation & Conservation               |  |   |  | Transfers From Taxes or Liens                   |            |
| Other Recreational Services 390.00            |  |   |  | Sale for Cash (1969)                            |            |
| <b>EDUCATION (excluding schools)</b>          |  |   |  | Cancelled, Abated or Adjusted (1969)            |            |
| Libraries 9,571.00                            |  |   |  | Balance December 31, 1969                       | 24,705.00  |
| Other Educational Services                    |  |   |  | <b>CURRENT FINANCES DECEMBER 31, 1969</b>       |            |
| <b>STATUTORY EXPENDITURES</b>                 |  |   |  | <b>ASSETS</b>                                   |            |
| Pensions & F.I.C.A. 26,728.00                 |  |   |  | Cash Dec. 31, 1969                              | 446,542.79 |
| Employee Fringe Benefits 9,950.00             |  |   |  | Taxes Receivable                                | 39,178.29  |
| Other Statutory Expenditures                  |  |   |  | Tax Title Liens                                 | 3,236.35   |
| <b>MUNICIPAL FUNCTIONS TOTAL 423,784.00</b>   |  |   |  | Foreclosed Property                             | 24,705.00  |
| <b>CAPITAL IMPROVEMENTS</b>                   |  |   |  | Emergencies & Other Deferred Charges            | 18,700.00  |
| 6,500.00                                      |  |   |  | State Aid Receivable                            | 14,052.83  |
| <b>DEBT SERVICE</b>                           |  |   |  | Other Receivables                               | 73,002.50  |
| Principal Payments 5,300.00                   |  |   |  | Total   | 619,417.76 |
| Interest Payments 3,031.25                    |  |   |  | <b>LIABILITIES</b>                              |            |
| <b>DEFERRED CHARGES</b>                       |  |   |  | Cash Liabilities                                | 258,206.70 |
| 82,245.87                                     |  |   |  | Reserves for Receivables                        | 140,122.14 |
| <b>SCHOOL, COUNTY, SPECIAL DISTRICT TAXES</b> |  |   |  | Surplus Dec. 31, 1969                           | 221,088.92 |
| 489,953.45                                    |  |   |  | Total   | 619,417.76 |
| <b>RESERVE FOR UNCOLLECTED TAXES</b>          |  |   |  |   |            |
| 78,950.88                                     |  |   |  |   |            |
| <b>EXPENDITURES TOTAL 1,089,765.45</b>        |  |   |  |   |            |

1504  
Population 1960 2,765  
Population 1969 3,700  
Moody Rating  
Land Area 2.80 Sq. Miles

# BEACHWOOD BORO

Net Valuation Taxable 20,293,515  
State Equalized Value 23,652,115  
Net Valuation on Which County Taxes  
are apportioned: 23,524,912  
State Equalization Ratio .8580

# - OCEAN

COUNTY  
General Tax Rate Per \$100. 3.71  
State Equalized  
General Tax Rate: 3.18

PER CAPITA:  
Gross Debt 258.37  
Net Debt 43.39  
Debt Service 3.89  
Total Tax Levy 201.01  
Municipal Expenditures 96.70

PER CENT:  
Gross Debt 4.28  
Net Debt .72  
Tax Levy Collected 91.69  
Tax Levy Cancelled, Abated  
or Adjusted .14

| 1969 EXPENDITURES                      |            | 1969 REVENUES                              |            | 1969 PROPERTY TAX                          |            |
|--|------------|--|------------|--|------------|
| GENERAL GOVERNMENT                     |            | 1969 — Property Taxes Collected 681,893.48 |            | STATE EQUALIZED TAX RATE                   |            |
| Governing Body & Public Boards         |            | 1969 Payments in Lieu of Taxes             | 47,799.18  | Local District School Taxes                |            |
| Municipal Clerk                        |            | Delinquent Tax & Lien Collections          | 4,695.00   | Regional & Consolidated School Tax 1.80    | 426,659.30 |
| Financial Administration               | 20,500.00  | Business Personalty Replacement Taxes      | 50,293.07  | School Taxes in Municipal Budget           |            |
| Assessment of Taxes                    | 4,550.00   | Taxes from Public Utilities                | 16,245.69  | County Taxes .52                           | 123,077.50 |
| Collection of Taxes                    | 14,000.00  | Other Miscellaneous Tax Revenues           | 31,822.60  | County Library Taxes .02                   | 5,054.28   |
| Planning, Housing & Development        | 600.00     | State Aid Revenues                         | 35,905.94  | Local Municipal Purpose Taxes .69          | 163,000.00 |
| Human Resources                        |            | Federal Aid Revenues                       | 868,654.96 | Veteran & Senior Citizen Taxes .14         | 33,880.00  |
| Elections                              | 1,400.00   | Sale of Acquired Property                  | 90,100.00  | Total Taxes for Rate Computation 3.17      | 751,671.08 |
| General Administration (other)         | 13,682.00  | Other Miscellaneous Revenues               | 958,754.96 | Special District Taxes                     |            |
| JUDICIARY                              |            | 1969 Revenues                              | Total      | Bank Stock Taxes                           | 25,939.24  |
| Municipal Courts                       | 1,600.00   | Prior Years Surplus Appropriated           | 90,100.00  | Added and Omitted Taxes                    | 743,730.32 |
| PUBLIC SAFETY                          |            | REVENUES                                   | TOTAL      | Total Taxes Levied - ABSTRACT              | 743,730.32 |
| Fire Protection                        | 6,716.00   |  |            | TOTAL TAXES BILLED                         | 681,893.48 |
| Police Protection                      | 54,986.00  |  |            | 1969 TAXES COLLECTED                       | 1,011.99   |
| Civil Defense & Disaster Control       | 800.00     |  |            | 1969 Taxes Cancelled, Abated or Adjusted   | 10,502.71  |
| Environmental Inspection & Control     | 2,400.00   |  |            | Transfer to Tax Title Liens or Foreclosed  | 50,322.14  |
| Other Public Safety                    |            |  |            | Balance Outstanding Dec. 31, 1969          |            |
| PUBLIC WORKS                           |            |  |            | PRIOR YEARS TAXES OUTSTANDING              |            |
| Streets and Drainage                   | 44,940.52  |  |            | Balance January 1, 1969                    | 90,280.52  |
| Sewers and Sewage Processing           |            |  |            | Collected in 1969                          | 38,563.48  |
| Garbage and Trash Disposal             | 27,925.54  |  |            | Cancelled, Abated or Adjusted (1969)       | 891.53     |
| Public Buildings and Grounds           | 18,905.00  |  |            | Transfers to Tax Title Liens or Foreclosed | 2,021.49   |
| Other Public Works                     |            |  |            | Balance December 31, 1969                  | 48,804.02  |
| HEALTH and WELFARE                     |            |  |            | TAX TITLE LIENS OUTSTANDING                |            |
| Health Services Except Environmental   | 755.00     |  |            | Balance January 1, 1969                    | 79,822.69  |
| Welfare-Public Assistance              | 1,135.00   |  |            | Transfers From Taxes                       | 11,398.87  |
| Hospitals, Clinics, First Aid          | 100.00     |  |            | Redeemed in 1969                           | 9,235.70   |
| Animal, Insect, & Rodent Control       | 381.94     |  |            | Cancelled, Abated or Adjusted (1969)       | 95.64      |
| Other Welfare Services                 |            |  |            | Transfers to Foreclosed Property           | 20,408.33  |
| RECREATION and CONSERVATION            |            |  |            | Balance December 31, 1969                  | 61,481.89  |
| Beaches and Boardwalks                 | 6,944.59   |  |            | PROPERTY ACQUIRED BY DEED OR               |            |
| Parks, Playgrounds, Shade Trees        | 3,700.00   |  |            | FORECLOSURE                                |            |
| Land Reclamation & Conservation        |            |  |            | Balance January 1, 1969                    | 140,382.99 |
| Other Recreational Services            | 800.00     |  |            | Transfers From Taxes or Liens              | 22,043.01  |
| EDUCATION (exclusing schools)          |            |  |            | Sale for Cash (1969)                       | 31,822.60  |
| Libraries                              | 2,670.41   |  |            | Cancelled, Abated or Adjusted (1969)       | 1,065.40   |
| Other Educational Services             |            |  |            | Balance December 31, 1969                  | 129,538.00 |
| STATUTORY EXPENDITURES                 |            |  |            | CURRENT FINANCES DECEMBER 31, 1969         |            |
| Pensions & F.I.C.A.                    | 15,678.00  |  |            | ASSETS                                     |            |
| Employee Fringe Benefits               | 4,500.00   |  |            | Cash Dec. 31, 1969                         | 387,967.38 |
| Other Statutory Expenditures           |            |  |            | Taxes Receivable                           | 99,126.16  |
| MUNICIPAL FUNCTIONS                    |            |  |            | Tax Title Liens                            | 61,481.89  |
| CAPITAL IMPROVEMENTS                   | 8,000.00   |  |            | Foreclosed Property                        | 129,538.00 |
| DEBT SERVICE                           |            |  |            | Emergencies & Other Deferred Charges       | 1,357.00   |
| Principal Payments                     | 9,000.00   |  |            | State Aid Receivable                       | 34,319.00  |
| Interest Payments                      | 5,409.00   |  |            | Other Receivables                          | 3,540.74   |
|  |            |  |            | Total                                      | 717,330.17 |
| DEFERRED CHARGES                       | 4,000.00   |  |            | LIABILITIES                                |            |
| SCHOOL, COUNTY, SPECIAL DISTRICT TAXES | 554,791.08 |  |            | Cash Liabilities                           | 251,146.49 |
| RESERVE FOR UNCOLLECTED TAXES          | 81,716.00  |  |            | Reserves for Receivables                   | 293,686.79 |
|  |            |  |            | Surplus Dec. 31, 1969                      | 172,496.89 |
| EXPENDITURES                           | TOTAL      |  |            | Total                                      | 717,330.17 |



1801  
Population 1960 2,322  
Population 1969 2,600  
  
Moody Rating  
Land Area 26.70 Sq. Miles

BEDMINSTER TWP - SOMERSET COUNTY  
Net Valuation Taxable 16,390,524  
State Equalized Value 49,728,531  
General Tax Rate Per \$100. 4.72  
Net Valuation on Which County Taxes are apportioned: 41,537,090  
State Equalization Ratio .3296  
State Equalized General Tax Rate: 1.55

PER CAPITA:  
Gross Debt 48.08  
Net Debt  
Debt Service  
Total Tax Levy 294.37  
Municipal Expenditures 153.08

PER CENT:  
Gross Debt .30  
Net Debt  
Tax Levy Collected 96.26  
Tax Levy Cancelled, Abated or Adjusted .01

| 1969 EXPENDITURES                      |              | 1969 REVENUES                         |              | 1969 PROPERTY TAX                               |                 |
|--|--------------|---------------------------------------|--------------|---|-----------------|
| <b>GENERAL GOVERNMENT</b>              |              | 1969 — Property Taxes Collected       |              | <b>STATE EQUALIZED TAX RATE</b>                 |                 |
| Governing Body & Public Boards         |              |                                       | 737,099.08   | Local District School Taxes                     | 93 461,313.00   |
| Municipal Clerk                        |              | 1969 Payments in Lieu of Taxes        |              | Regional & Consolidated School Tax              |                 |
| Financial Administration               | 4,850.00     | Delinquent Tax & Lien Collections     | 38,332.49    | School Taxes in Municipal Budget                |                 |
| Assessment of Taxes                    | 5,200.00     | Business Personalty Replacement Taxes | 6,980.00     | County Taxes                                    | .38 190,316.65  |
| Collection of Taxes                    | 3,895.00     | Taxes from Public Utilities           | 62,459.32    | County Library Taxes                            | .02 10,404.46   |
| Planning, Housing & Development        | 7,480.00     | Other Miscellaneous Tax Revenues      |              | Local Municipal Purpose Taxes                   | .20 98,110.15   |
| Human Resources                        |              | State Aid Revenues                    | 20,680.05    | Veteran & Senior Citizen Taxes                  | .03 13,160.00   |
| Elections                              |              | Federal Aid Revenues                  |              | Total Taxes for Rate Computation                | 1.56 773,304.26 |
| General Administration (other)         | 21,500.00    | Sale of Acquired Property             |              | Special District Taxes                          |                 |
| <b>JUDICIARY</b>                       |              | Other Miscellaneous Revenues          | 41,483.42    | Bank Stock Taxes                                | 336.38          |
| Municipal Courts                       | 6,048.00     | 1969 Revenues                         | 907,034.36   | Added and Omitted Taxes                         | 4,890.00        |
| <b>PUBLIC SAFETY</b>                   |              | Prior Years Surplus Appropriated      | 150,000.00   | Total Taxes Levied - ABSTRACT                   | 765,370.64      |
| Fire Protection                        | 6,900.00     | REVENUES                              | 1,057,034.36 | <b>TOTAL TAXES BILLED</b>                       | 765,699.10      |
| Police Protection                      | 49,510.00    |                                       |              | 1969 TAXES COLLECTED                            | 737,099.08      |
| Civil Defense & Disaster Control       | 100.00       |                                       |              | 1969 Taxes Cancelled, Abated or Adjusted        | 100.00          |
| Environmental Inspection & Control     | 2,275.00     |                                       |              | Transfer to Tax Title Liens or Foreclosed       | 35.40           |
| Other Public Safety                    |              |                                       |              | Balance Outstanding Dec. 31, 1969               | 28,464.62       |
| <b>PUBLIC WORKS</b>                    |              |                                       |              | <b>PRIOR YEARS TAXES OUTSTANDING</b>            |                 |
| Streets and Drainage                   | 73,940.00    |                                       |              | Balance January 1, 1969                         | 38,446.24       |
| Sewers and Sewage Processing           |              |                                       |              | Collected in 1969                               | 38,332.49       |
| Garbage and Trash Disposal             |              |                                       |              | Cancelled, Abated or Adjusted (1969)            | 112.78          |
| Public Buildings and Grounds           | 3,300.00     |                                       |              | Transfers to Tax Title Liens or Foreclosed      |                 |
| Other Public Works                     |              |                                       |              | Balance December 31, 1969                       | .97             |
| <b>HEALTH and WELFARE</b>              |              |                                       |              | <b>TAX TITLE LIENS OUTSTANDING</b>              |                 |
| Health Services Except Environmental   | 7,550.00     |                                       |              | Balance January 1, 1969                         | 338.55          |
| Welfare-Public Assistance              | 1,100.00     |                                       |              | Transfers From Taxes                            | 35.40           |
| Hospitals, Clinics, First Aid          |              |                                       |              | Redeemed in 1969                                |                 |
| Animal, Insect, & Rodent Control       |              |                                       |              | Cancelled, Abated or Adjusted (1969)            |                 |
| Other Welfare Services                 |              |                                       |              | Transfers to Foreclosed Property                |                 |
| <b>RECREATION and CONSERVATION</b>     |              |                                       |              | Balance December 31, 1969                       | 373.95          |
| Beaches and Boardwalks                 |              |                                       |              | <b>PROPERTY ACQUIRED BY DEED OR FORECLOSURE</b> |                 |
| Parks, Playgrounds, Shade Trees        |              |                                       |              | Balance January 1, 1969                         |                 |
| Land Reclamation & Conservation        |              |                                       |              | Transfers From Taxes or Liens                   |                 |
| Other Recreational Services            | 100.00       |                                       |              | Sale for Cash (1969)                            |                 |
| <b>EDUCATION (excluding schools)</b>   |              |                                       |              | Cancelled, Abated or Adjusted (1969)            |                 |
| Libraries                              | 1,000.00     |                                       |              | Balance December 31, 1969                       |                 |
| Other Educational Services             |              |                                       |              | <b>CURRENT FINANCES DECEMBER 31, 1969</b>       |                 |
| <b>STATUTORY EXPENDITURES</b>          |              |                                       |              | ASSETS  |                 |
| Pensions & F.I.C.A.                    | 15,152.00    |                                       |              | Cash Dec. 31, 1969                              | 283,299.51      |
| Employee Fringe Benefits               | 5,910.00     |                                       |              | Taxes Receivable                                | 28,465.59       |
| Other Statutory Expenditures           |              |                                       |              | Tax Title Liens                                 | 373.95          |
| <b>MUNICIPAL FUNCTIONS</b>             |              |                                       |              | Foreclosed Property                             |                 |
| <b>CAPITAL IMPROVEMENTS</b>            |              |                                       |              | Emergencies & Other Deferred Charges            | 37,004.89       |
| <b>DEBT SERVICE</b>                    |              |                                       |              | State Aid Receivable                            |                 |
| Principal Payments                     |              |                                       |              | Other Receivables                               | 13,406.81       |
| Interest Payments                      |              |                                       |              | Total   | 362,550.75      |
| <b>DEFERRED CHARGES</b>                |              |                                       |              | LIABILITIES                                     |                 |
| SCHOOL, COUNTY, SPECIAL DISTRICT TAXES | 459.38       |                                       |              | Cash Liabilities                                | 38,473.40       |
| RESERVE FOR UNCOLLECTED TAXES          | 662,034.11   |                                       |              | Reserves for Receivables                        | 42,246.35       |
|  | 100,737.20   |                                       |              | Surplus Dec. 31, 1969                           | 281,831.00      |
| <b>EXPENDITURES</b>                    |              |                                       |              | Total   | 362,550.75      |
| <b>TOTAL</b>                           | 1,060,040.69 |                                       |              |   |                 |

0701  
Population 1960 35,005  
Population 1969 38,750  
  
Moody Rating A  
Land Area 3.30 Sq Miles

BELLEVILLE TOWN - ESSEX COUNTY  
Net Valuation Taxable 225,311,300  
State Equalized Value 221,850,433 General Tax Rate Per \$100. 4.16  
Net Valuation on Which County Taxes are apportioned: 234,867,058 State Equalized  
State Equalization Ratio 1.0156 General Tax Rate: 4.22

PER CAPITA:  
Gross Debt 105.90  
Net Debt 19.07  
Debt Service 3.68  
Total Tax Levy 239.46  
Municipal Expenditures 124.74  
  
PER CENT:  
Gross Debt 1.89  
Net Debt .34  
Tax Levy Collected 96.54  
Tax Levy Cancelled, Abated or Adjusted .51

| 1969 EXPENDITURES                             |                      | 1969 REVENUES                         |                            | 1969 PROPERTY TAX                          |                   |
|---|----------------------|---------------------------------------|----------------------------|--|-------------------|
| <b>GENERAL GOVERNMENT</b>                     |                      |                                       |                            | <b>STATE EQUALIZED TAX RATE</b>            |                   |
| Governing Body & Public Boards                | 6,150.00             | 1969 — Property Taxes Collected       | 8,970,773.40               | Local District School Taxes                | 1.72 3,814,025.52 |
| Municipal Clerk                               | 28,455.00            | 1969 Payments in Lieu of Taxes        |                            | Regional & Consolidated School Tax         |                   |
| Financial Administration                      | 114,735.00           | Delinquent Tax & Lien Collections     | 240,574.69                 | School Taxes in Municipal Budget           |                   |
| Assessment of Taxes                           | 33,000.00            | Business Personalty Replacement Taxes | 676,795.31                 | County Taxes                               | 1.20 2,664,944.27 |
| Collection of Taxes                           | 34,700.00            | Taxes from Public Utilities           | 463,888.13                 | County Library Taxes                       |                   |
| Planning, Housing & Development               | 5,725.00             | Other Miscellaneous Tax Revenues      |                            | Local Municipal Purpose Taxes              | 1.22 2,709,642.96 |
| Human Resources                               | 500.00               | State Aid Revenues                    | 177,117.22                 | Veteran & Senior Citizen Taxes             | .08 172,150.00    |
| Elections                                     | 7,000.00             | Federal Aid Revenues                  |                            | Total Taxes for Rate Computation           | 4.22 9,360,762.75 |
| General Administration (other)                | 129,979.00           | Sale of Acquired Property             | 5,001.00                   | Special District Taxes                     |                   |
| <b>JUDICIARY</b>                              |                      | Other Miscellaneous Revenues          | 372,121.49                 | Bank Stock Taxes                           | 15,871.22         |
| Municipal Courts                              | 32,932.00            | 1969 Revenues                         | 10,906,271.24              | Added and Omitted Taxes                    | 74,667.84         |
| <b>PUBLIC SAFETY</b>                          |                      | Prior Years Surplus Appropriated      | 500,000.00                 | Total Taxes Levied - ABSTRACT              | 9,279,151.81      |
| Fire Protection                               | 788,463.00           | <b>REVENUES</b>                       | <b>TOTAL</b> 11,406,271.24 | <b>TOTAL TAXES BILLED</b>                  | 9,292,613.82      |
| Police Protection                             | 947,716.00           |                                       |                            | <b>1969 TAXES COLLECTED</b>                | 8,970,773.40      |
| Civil Defense & Disaster Control              | 8,674.00             |                                       |                            | 1969 Taxes Cancelled, Abated or Adjusted   | 47,650.17         |
| Environmental Inspection & Control            |                      |                                       |                            | Transfer to Tax Title Liens or Foreclosed  | 13,012.40         |
| Other Public Safety                           |                      |                                       |                            | Balance Outstanding Dec. 31, 1969          | 261,177.85        |
| <b>PUBLIC WORKS</b>                           |                      |                                       |                            | <b>PRIOR YEARS TAXES OUTSTANDING</b>       |                   |
| Streets and Drainage                          | 461,712.00           |                                       |                            | Balance January 1, 1969                    | 249,349.46        |
| Sewers and Sewage Processing                  | 128,566.93           |                                       |                            | Collected in 1969                          | 224,512.82        |
| Garbage and Trash Disposal                    | 239,000.00           |                                       |                            | Cancelled, Abated or Adjusted (1969)       |                   |
| Public Buildings and Grounds                  | 85,609.00            |                                       |                            | Transfers to Tax Title Liens or Foreclosed |                   |
| Other Public Works                            |                      |                                       |                            | Balance December 31, 1969                  | 24,836.64         |
| <b>HEALTH and WELFARE</b>                     |                      |                                       |                            | <b>TAX TITLE LIENS OUTSTANDING</b>         |                   |
| Health Services Except Environmental          | 115,000.66           |                                       |                            | Balance January 1, 1969                    | 43,640.46         |
| Welfare-Public Assistance                     | 38,604.00            |                                       |                            | Transfers From Taxes                       | 15,214.49         |
| Hospitals, Clinics, First Aid                 | 34,793.00            |                                       |                            | Redeemed in 1969                           | 16,061.87         |
| Animal, Insect, & Rodent Control              |                      |                                       |                            | Cancelled, Abated or Adjusted (1969)       |                   |
| Other Welfare Services                        | 240.00               |                                       |                            | Transfers to Foreclosed Property           |                   |
| <b>RECREATION and CONSERVATION</b>            |                      |                                       |                            | Balance December 31, 1969                  | 42,793.08         |
| Beaches and Boardwalks                        |                      |                                       |                            | <b>PROPERTY ACQUIRED BY DEED OR</b>        |                   |
| Parks, Playgrounds, Shade Trees               |                      |                                       |                            | <b>FORECLOSURE</b>                         |                   |
| Land Reclamation & Conservation               |                      |                                       |                            | Balance January 1, 1969                    | 54,700.00         |
| Other Recreational Services                   | 141,058.00           |                                       |                            | Transfers From Taxes or Liens              |                   |
| <b>EDUCATION (excluding schools)</b>          |                      |                                       |                            | Sale for Cash (1969)                       | 6,001.00          |
| Libraries                                     | 101,947.00           |                                       |                            | Cancelled, Abated or Adjusted (1969)       | 2,999.00          |
| Other Educational Services                    |                      |                                       |                            | Balance December 31, 1969                  | 45,700.00         |
| <b>STATUTORY EXPENDITURES</b>                 |                      |                                       |                            | <b>CURRENT FINANCES DECEMBER 31, 1969</b>  |                   |
| Pensions & F.I.C.A.                           | 342,265.00           |                                       |                            | <b>ASSETS</b>                              |                   |
| Employee Fringe Benefits                      | 158,420.00           |                                       |                            | Cash Dec. 31, 1969                         | 3,547,562.99      |
| Other Statutory Expenditures                  |                      |                                       |                            | Taxes Receivable                           | 286,014.49        |
| <b>MUNICIPAL FUNCTIONS</b>                    |                      |                                       |                            | Tax Title Liens                            | 42,793.08         |
| <b>CAPITAL IMPROVEMENTS</b>                   |                      |                                       |                            | Foreclosed Property                        | 45,700.00         |
| <b>DEBT SERVICE</b>                           |                      |                                       |                            | Emergencies & Other Deferred Charges       | 63,000.00         |
| Principal Payments                            | 120,250.00           |                                       |                            | State Aid Receivable                       | 18,603.89         |
| Interest Payments                             | 22,216.00            |                                       |                            | Other Receivables                          | 2,864.93          |
| <b>DEFERRED CHARGES</b>                       |                      |                                       |                            | Total                                      | 4,006,539.38      |
|   | 34,200.00            |                                       |                            | <b>LIABILITIES</b>                         |                   |
| <b>SCHOOL, COUNTY, SPECIAL DISTRICT TAXES</b> |                      |                                       |                            | Cash Liabilities                           | 2,275,542.81      |
| <b>RESERVE FOR UNCOLLECTED TAXES</b>          |                      |                                       |                            | Reserves for Receivables                   | 377,372.50        |
|   | 619,082.43           |                                       |                            | Surplus Dec. 31, 1969                      | 1,353,624.07      |
| <b>EXPENDITURES</b>                           |                      |                                       |                            | Total                                      | 4,006,539.38      |
| <b>TOTAL</b>                                  | <b>11,312,587.81</b> |                                       |                            |  |                   |

0404  
Population 1960 11,853  
Population 1969 15,610  
  
Moody Rating BA  
Land Area 3.02 Sq. Miles

BELLMAWR BORO - CAMDEN COUNTY  
Net Valuation Taxable 29,065,534  
State Equalized Value 59,756,443  
Net Valuation on Which County Taxes are apportioned: 54,538,770  
State Equalization Ratio .4864  
  
General Tax Rate Per \$100. 7.62  
  
State Equalized General Tax Rate: 3.70

PER CAPITA:  
Gross Debt 302.41  
Net Debt 75.17  
Debt Service 5.86  
Total Tax Levy 139.15  
Municipal Expenditures 56.56

PER CENT:  
Gross Debt 8.51  
Net Debt 2.11  
Tax Levy Collected 98.93  
Tax Levy Cancelled, Abated or Adjusted .09

| 1969 EXPENDITURES                             |                           | 1969 REVENUES                                     |                           | 1969 PROPERTY TAX                          |                     |
|---|---------------------------|---|---------------------------|--|---------------------|
| <b>GENERAL GOVERNMENT</b>                     |                           |   |                           | <b>STATE EQUALIZED TAX RATE</b>            |                     |
| Governing Body & Public Boards                | 1,450.00                  | 1969 — Property Taxes Collected                   | 2,145,207.04              | Local District School Taxes                | 1.17 699,722.25     |
| Municipal Clerk                               |                           | 1969 Payments in Lieu of Taxes                    | 3,289.41                  | Regional & Consolidated School Tax         | .79 473,201.32      |
| Financial Administration                      | 32,010.00                 | Delinquent Tax & Lien Collections                 | 31,923.09                 | School Taxes in Municipal Budget           |                     |
| Assessment of Taxes                           | 9,550.00                  | Business Personality Replacement Taxes            | 36,493.00                 | County Taxes                               | .82 491,912.04      |
| Collection of Taxes                           | 14,000.00                 | Taxes from Public Utilities                       | 176,711.81                | County Library Taxes                       | .02 11,278.06       |
| Planning, Housing & Development               | 1,800.00                  | Other Miscellaneous Tax Revenues                  |                           | Local Municipal Purpose Taxes              | .77 461,777.12      |
| Human Resources                               |                           | State Aid Revenues                                | 51,185.67                 | Veteran & Senior Citizen Taxes             | .12 74,120.00       |
| Elections                                     | 1,800.00                  | Federal Aid Revenues                              |                           | Total Taxes for Rate Computation           | 3.69 2,212,010.79   |
| General Administration (other)                | 43,301.00                 | Sale of Acquired Property                         |                           | Special District Taxes                     |                     |
| <b>JUDICIARY</b>                              |                           | Other Miscellaneous Revenues                      | 83,839.91                 | Bank Stock Taxes                           | 2,726.88            |
| Municipal Courts                              | 12,750.00                 | 1969 Revenues                                     | 2,528,649.93              | Added and Omitted Taxes                    | 31,479.68           |
| <b>PUBLIC SAFETY</b>                          |                           | Prior Years Surplus, Appropriated                 | 131,000.00                | Total Taxes Levied - ABSTRACT              | 2,172,097.35        |
| Fire Protection                               | 20,000.00                 | <b>REVENUES</b>                                   | <b>TOTAL 2,659,649.93</b> | <b>TOTAL TAXES BILLED</b>                  | <b>2,168,450.46</b> |
| Police Protection                             | 164,325.00                |   |                           | <b>1969 TAXES COLLECTED</b>                | <b>2,145,207.04</b> |
| Civil Defense & Disaster Control              | 1,000.00                  | <b>1969 REAL PROPERTY VALUATIONS</b>              |                           | 1969 Taxes Cancelled, Abated or Adjusted   | 1,858.82            |
| Environmental Inspection & Control            | 4,380.00                  | Code Class # of Parcels %VAL'N                    | <b>ASSESSED VALUATION</b> | Transfer to Tax Title Liens or Foreclosed  |                     |
| Other Public Safety                           |                           | 1 Vacant Land 297 1.10                            | 317,875.00                | Balance Outstanding Dec. 31, 1969          | 21,384.60           |
| <b>PUBLIC WORKS</b>                           |                           | 2 Residential 3153 71.13                          | 20,466,575.00             | <b>PRIOR YEARS TAXES OUTSTANDING</b>       |                     |
| Streets and Drainage                          | 164,026.00                | 3 Farm  |                           | Balance January 1, 1969                    | 31,923.09           |
| Sewers and Sewage Processing                  |                           | 4a Commercial 87 6.51                             | 1,873,025.00              | Collected in 1969                          | 31,923.09           |
| Garbage and Trash Disposal                    | 6,650.00                  | 4b Industrial 41 9.13                             | 2,628,200.00              | Cancelled, Abated or Adjusted (1969)       |                     |
| Public Buildings and Grounds                  | 21,440.00                 | 4c Apartments 8 12.12                             | 3,487,700.00              | Transfers to Tax Title Liens or Foreclosed |                     |
| Other Public Works                            |                           | Total 3586 99.99                                  | 28,773,375.00             | Balance December 31, 1969                  |                     |
| <b>HEALTH and WELFARE</b>                     |                           | <b>CAPITAL DEBT AUTHORIZED, DECEMBER 31, 1969</b> |                           | <b>TAX TITLE LIENS OUTSTANDING</b>         |                     |
| Health Services Except Environmental          | 8,750.00                  | ISSUED AND UNISSUED                               | GROSS DEBT NET DEBT       | Balance January 1, 1969                    | 4,309.57            |
| Welfare-Public Assistance                     | 12,510.00                 | School 3,300,216                                  | 210,017                   | Transfers From Taxes                       |                     |
| Hospitals, Clinics, First Aid                 |                           | Self-Liquidating 456,950                          |                           | Redeemed in 1969                           |                     |
| Animal, Insect, & Rodent Control              | 650.00                    | Other 963,400                                     | 963,400                   | Cancelled, Abated or Adjusted (1969)       |                     |
| Other Welfare Services                        |                           | Total 4,720,566                                   | 1,173,417                 | Transfers to Foreclosed Property           |                     |
| <b>RECREATION and CONSERVATION</b>            |                           | <b>ISSUED AND OUTSTANDING</b>                     |                           | Balance December 31, 1969                  | 4,309.57            |
| Beaches and Boardwalks                        |                           | School 3,115,216.62                               |                           | <b>PROPERTY ACQUIRED BY DEED OR</b>        |                     |
| Parks, Playgrounds, Shade Trees               | 37,400.00                 | Self-Liquidating 356,950.00                       |                           | <b>FORECLOSURE</b>                         |                     |
| Land Reclamation & Conservation               |                           | Other 875,500.00                                  |                           | Balance January 1, 1969                    | 3,976.00            |
| Other Recreational Services                   | 3,650.00                  | Total 4,347,666.62                                |                           | Transfers From Taxes or Liens              |                     |
| <b>EDUCATION (excluding schools)</b>          |                           | <b>EQUALIZED VALUATION BASIS</b>                  |                           | Sale for Cash (1969)                       |                     |
| Libraries                                     | 4,610.00                  | FOR NET DEBT COMPUTATION                          | 55,499,421.67             | Cancelled, Abated or Adjusted (1969)       |                     |
| Other Educational Services                    |                           | <b>1969 CAPITAL OUTLAY</b>                        | <b>TOTAL 600.00</b>       | Balance December 31, 1969                  | 3,976.00            |
| <b>STATUTORY EXPENDITURES</b>                 |                           | Beaches and Boardwalks                            |                           | <b>CURRENT FINANCES DECEMBER 31, 1969</b>  |                     |
| Pensions & F.I.C.A.                           | 32,300.00                 | Parks and Playgrounds                             |                           | <b>ASSETS</b>                              |                     |
| Employee Fringe Benefits                      | 11,500.00                 | Public Buildings and Grounds                      |                           | Cash Dec. 31, 1969                         | 352,620.17          |
| Other Statutory Expenditures                  |                           | Vehicular Equipment                               |                           | Taxes Receivable                           | 21,384.60           |
| <b>MUNICIPAL FUNCTIONS</b>                    | <b>TOTAL 609,852.00</b>   | Streets, Roads, Sidewalks, Storm Sewers           | 600.00                    | Tax Title Liens                            | 4,309.57            |
| <b>CAPITAL IMPROVEMENTS</b>                   | <b>10,600.00</b>          | Sewer System                                      |                           | Foreclosed Property                        | 3,976.00            |
| <b>DEBT SERVICE</b>                           |                           | Water Service                                     |                           | Emergencies & Other Deferred Charges       | 766.83              |
| Principal Payments                            | 50,500.00                 | Other Utilities                                   |                           | State Aid Receivable                       | 12,983.54           |
| Interest Payments                             | 41,000.00                 | Hospitals and Clinics                             |                           | Other Receivables                          | 52,930.92           |
| <b>DEFERRED CHARGES</b>                       | <b>27,933.47</b>          | Garbage and Trash Disposal Facilities             |                           | Total                                      | 448,971.63          |
| <b>SCHOOL, COUNTY, SPECIAL DISTRICT TAXES</b> | <b>1,676,113.67</b>       | Health Equipment                                  |                           | <b>LIABILITIES</b>                         |                     |
| <b>RESERVE FOR UNCOLLECTED TAXES</b>          | <b>143,000.53</b>         | Library and Education Facilities                  |                           | Cash Liabilities                           | 89,617.28           |
|   |                           | Conservation and Recreation                       |                           | Reserves for Receivables                   | 40,049.92           |
| <b>EXPENDITURES</b>                           | <b>TOTAL 2,558,999.67</b> | Other Expenditures                                |                           | Surplus Dec. 31, 1969                      | 319,304.43          |
|   |                           |   |                           | Total                                      | 448,971.63          |

1306  
Population 1960 5,190  
Population 1969 5,720  
S & P Rating BBB  
Moody Rating BAA  
Land Area .90 Sq. Miles

# BELMAR BORO

Net Valuation Taxable 41,949,014  
State Equalized Value 44,371,709  
Net Valuation on Which County Taxes are apportioned: 45,314,987  
State Equalization Ratio .9454

# - MONMOUTH COUNTY

General Tax Rate Per \$100. 3.49  
State Equalized General Tax Rate: 3.29

# PER CAPITA:

Gross Debt 288.51  
Net Debt 214.31  
Debt Service 22.33  
Total Tax Levy 251.52  
Municipal Expenditures 251.30

# PER CENT:

Gross Debt 3.87  
Net Debt 2.88  
Tax Levy Collected 94.67  
Tax Levy Cancelled, Abated or Adjusted .03

| 1969 EXPENDITURES                      |              | 1969 REVENUES                                      |  | 1969 PROPERTY TAX                          |                   |
|--|--------------|--|--|--|-------------------|
| GENERAL GOVERNMENT                     |              | 1969 — Property Taxes Collected                    |  | STATE EQUALIZED TAX RATE                   |                   |
| Governing Body & Public Boards         |              | 1,361,476.19                                       |  | Local District School Taxes                | 1.35 599,792.00   |
| Municipal Clerk                        |              | 1969 Payments in Lieu of Taxes                     |  | Regional & Consolidated School Tax         |                   |
| Financial Administration               | 46,000.00    | 55,766.82  |  | School Taxes in Municipal Budget           |                   |
| Assessment of Taxes                    | 35,877.58    | Delinquent Tax & Lien Collections                  |  | County Taxes                               | .61 270,152.52    |
| Collection of Taxes                    | 55,167.76    | 31,555.00  |  | County Library Taxes                       | .02 10,112.26     |
| Planning, Housing & Development        | 4,530.00     | Taxes from Public Utilities                        |  | Local Municipal Purpose Taxes              | 1.24 548,785.43   |
| Human Resources                        |              | 92,176.61  |  | Veteran & Senior Citizen Taxes             | .08 35,880.00     |
| Elections                              | 950.00       | Other Miscellaneous Tax Revenues                   |  | Total Taxes for Rate Computation           | 3.30 1,464,722.21 |
| General Administration (other)         | 39,553.84    | State Aid Revenues                                 |  | Special District Taxes                     |                   |
| JUDICIARY                              |              | Federal Aid Revenues                               |  | Bank Stock Taxes                           | 4,214.57          |
| Municipal Courts                       | 11,694.97    | Sale of Acquired Property                          |  | Added and Omitted Taxes                    | 5,619.67          |
| PUBLIC SAFETY                          |              | Other Miscellaneous Revenues                       |  | Total Taxes Levied - ABSTRACT              | 1,438,676.45      |
| Fire Protection                        | 22,566.34    | 1969 Revenues                                      |  | TOTAL TAXES BILLED                         | 1,438,080.96      |
| Police Protection                      | 237,839.73   | Prior Years Surplus Appropriated                   |  | 1969 TAXES COLLECTED                       | 1,361,476.19      |
| Civil Defense & Disaster Control       | 1,191.09     | REVENUES   |  | 1969 Taxes Cancelled, Abated or Adjusted   | 478.60            |
| Environmental Inspection & Control     |              | TOTAL  |  | Transfer to Tax Title Liens or Foreclosed  | 6,879.09          |
| Other Public Safety                    |              | 2,416,622.34                                       |  | Balance Outstanding Dec. 31, 1969          | 69,247.08         |
| PUBLIC WORKS                           |              | 1969 REAL PROPERTY VALUATIONS                      |  | PRIOR YEARS TAXES OUTSTANDING              |                   |
| Streets and Drainage                   | 146,347.65   | Code Class # of Parcels %VAL'N ASSESSED VALUATION  |  | Balance January 1, 1969                    | 66,280.11         |
| Sewers and Sewage Processing           |              | 1 Vacant Land 132 1.60 666,350.00                  |  | Collected in 1969                          | 54,455.74         |
| Garbage and Trash Disposal             | 146,000.00   | 2 Residential 1935 72.72 30,218,275.00             |  | Cancelled, Abated or Adjusted (1969)       | 5,792.75          |
| Public Buildings and Grounds           | 53,550.78    | 3 Farm 6 8.85 355,150.00                           |  | Transfers to Tax Title Liens or Foreclosed | 611.26            |
| Other Public Works                     |              | 4a Commercial 173 15.95 6,627,050.00               |  | Balance December 31, 1969                  | 5,420.36          |
| HEALTH and WELFARE                     |              | 4b Industrial 6 .85 355,150.00                     |  | TAX TITLE LIENS OUTSTANDING                |                   |
| Health Services Except Environmental   | 14,698.48    | 4c Apartments 49 8.87 3,686,700.00                 |  | Balance January 1, 1969                    | 22,074.59         |
| Welfare-Public Assistance              | 5,858.00     | Total 2295 99.99 41,553,525.00                     |  | Transfers From Taxes                       | 8,959.06          |
| Hospitals, Clinics, First Aid          |              | CAPITAL DEBT AUTHORIZED, DECEMBER 31, 1969         |  | Redeemed in 1969                           | 1,311.08          |
| Animal, Insect, & Rodent Control       |              | ISSUED AND UNISSUED GROSS DEBT NET DEBT            |  | Cancelled, Abated or Adjusted (1969)       |                   |
| Other Welfare Services                 |              | School 81,000                                      |  | Transfers to Foreclosed Property           |                   |
| RECREATION and CONSERVATION            |              | Self-liquidating 1,569,275                         |  | Balance December 31, 1969                  | 29,722.57         |
| Beaches and Boardwalks                 | 150,054.12   | Other 1,650,275                                    |  | PROPERTY ACQUIRED BY DEED OR FORECLOSURE   |                   |
| Parks, Playgrounds, Shade Trees        | 21,400.00    | Total 1,650,275                                    |  | Balance January 1, 1969                    |                   |
| Land Reclamation & Conservation        |              | ISSUED AND OUTSTANDING                             |  | Transfers From Taxes or Liens              |                   |
| Other Recreational Services            | 9,569.85     | School 81,000.00                                   |  | Sale for Cash (1969)                       |                   |
| EDUCATION (excluding schools)          |              | Self-Liquidating 1,249,000.00                      |  | Cancelled, Abated or Adjusted (1969)       |                   |
| Libraries                              | 16,625.00    | Other 1,330,000.00                                 |  | Balance December 31, 1969                  |                   |
| Other Educational Services             |              | Total 1,330,000.00                                 |  | CURRENT FINANCES DECEMBER 31, 1969         |                   |
| STATUTORY EXPENDITURES                 |              | EQUALIZED VALUATION BASIS FOR NET DEBT COMPUTATION |  | ASSETS                                     |                   |
| Pensions & F.I.C.A.                    | 56,058.99    | 1969 CAPITAL OUTLAY                                |  | Cash Dec. 31, 1969                         | 855,690.55        |
| Employee Fringe Benefits               | 26,500.00    | TOTAL  |  | Taxes Receivable                           | 74,667.44         |
| Other Statutory Expenditures           |              | 236,471.54   |  | Tax Title Liens                            | 29,722.57         |
| MUNICIPAL FUNCTIONS                    |              | 103,973.05   |  | Foreclosed Property                        |                   |
| CAPITAL IMPROVEMENTS                   | 58,575.82    | Beaches and Boardwalks                             |  | Emergencies & Other Deferred Charges       | 82,000.00         |
| DEBT SERVICE                           |              | Parks and Playgrounds                              |  | State Aid Receivable                       | 9,130.72          |
| Principal Payments                     | 73,000.00    | Public Buildings and Grounds                       |  | Other Receivables                          | 98,711.47         |
| Interest Payments                      | 54,724.75    | Vehicular Equipment                                |  | Total                                      | 1,149,922.75      |
| DEFERRED CHARGES                       | 6,640.96     | Streets, Roads, Sidewalks, Storm Sewers            |  | LIABILITIES                                |                   |
| SCHOOL, COUNTY, SPECIAL DISTRICT TAXES | 880,056.78   | Sewer System                                       |  | Cash Liabilities                           | 579,025.72        |
| RESERVE FOR UNCOLLECTED TAXES          | 142,449.29   | Water Service                                      |  | Reserves for Receivables                   | 203,101.48        |
| EXPENDITURES                           |              | Other Utilities                                    |  | Surplus Dec. 31, 1969                      | 367,795.55        |
|  |              | Hospitals and Clinics                              |  | Total                                      | 1,149,922.75      |
|  |              | Garbage and Trash Disposal Facilities              |  |  |                   |
|  |              | Health Equipment                                   |  |  |                   |
|  |              | Library and Education Facilities                   |  |  |                   |
|  |              | Conservation and Recreation                        |  |  |                   |
|  |              | Other Expenditures                                 |  |  |                   |
| TOTAL                                  | 2,317,481.78 |  |  |  |                   |

2103  
Population 1960 2,636  
Population 1969 2,960  
  
Moody Rating  
Land Area 1.30 Sq. Miles

BELVIDERE TOWN - WARREN COUNTY  
Net Valuation Taxable 13,253,788  
State Equalized Value 16,743,036  
General Tax Rate Per \$100. 4.08  
Net Valuation on Which County Taxes are apportioned: 18,230,585  
State Equalized  
State Equalization Ratio .7916  
General Tax Rate: 3.22

PER CAPITA:  
Gross Debt 93.29  
Net Debt 5.79  
Debt Service .03  
Total Tax Levy 178.19  
Municipal Expenditures 84.34  
  
PER CENT:  
Gross Debt 1.87  
Net Debt .12  
Tax Levy Collected 94.33  
Tax Levy Cancelled, Abated or Adjusted .10

| 1969 EXPENDITURES                      |                   | 1969 REVENUES                         |            | 1969 PROPERTY TAX                               |                 |
|--|-------------------|---------------------------------------|------------|---|-----------------|
| <b>GENERAL GOVERNMENT</b>              |                   | 1969 — Property Taxes Collected       |            | <b>STATE EQUALIZED TAX RATE</b>                 |                 |
| Governing Body & Public Boards         |                   |                                       | 494,742.04 | Local District School Taxes                     | 2.08 347,461.25 |
| Municipal Clerk                        |                   | 1969 Payments in Lieu of Taxes        |            | Regional & Consolidated School Tax              |                 |
| Financial Administration               | 5,595.00          | Delinquent Tax & Lien Collections     | 17,687.08  | School Taxes in Municipal Budget                |                 |
| Assessment of Taxes                    | 2,770.00          | Business Personalty Replacement Taxes | 68,512.00  | County Taxes                                    | .78 131,208.12  |
| Collection of Taxes                    | 2,525.50          | Taxes from Public Utilities           | 40,433.95  | County Library Taxes                            |                 |
| Planning, Housing & Development        | 1,990.00          | Other Miscellaneous Tax Revenues      |            | Local Municipal Purpose Taxes                   | .26 43,385.69   |
| Human Resources                        |                   | State Aid Revenues                    | 20,004.99  | Veteran & Senior Citizen Taxes                  | .11 17,590.00   |
| Elections                              |                   | Federal Aid Revenues                  |            | Total Taxes for Rate Computation                | 3.23 539,645.06 |
| General Administration (other)         | 21,510.00         | Sale of Acquired Property             |            | Special District Taxes                          |                 |
| <b>JUDICIARY</b>                       |                   | Other Miscellaneous Revenues          | 16,340.64  | Bank Stock Taxes                                | 4,490.00        |
| Municipal Courts                       | 2,735.00          | 1969 Revenues                         | 657,720.70 | Added and Omitted Taxes                         | 907.80          |
| <b>PUBLIC SAFETY</b>                   |                   | Prior Years Surplus Appropriated      | 67,500.00  | Total Taxes Levied - ABSTRACT                   | 527,452.86      |
| Fire Protection                        | 7,560.00          | REVENUES                              | 725,220.70 | <b>TOTAL TAXES BILLED</b>                       | 524,460.61      |
| Police Protection                      | 35,176.60         |                                       |            | 1969 TAXES COLLECTED                            | 494,742.04      |
| Civil Defense & Disaster Control       | 400.00            |                                       |            | 1969 Taxes Cancelled, Abated or Adjusted        | 548.34          |
| Environmental Inspection & Control     |                   |                                       |            | Transfer to Tax Title Liens or Foreclosed       | 8,490.48        |
| Other Public Safety                    |                   |                                       |            | Balance Outstanding Dec. 31, 1969               | 20,679.75       |
| <b>PUBLIC WORKS</b>                    |                   |                                       |            | <b>PRIOR YEARS TAXES OUTSTANDING</b>            |                 |
| Streets and Drainage                   | 48,245.00         |                                       |            | Balance January 1, 1969                         | 17,689.17       |
| Sewers and Sewage Processing           |                   |                                       |            | Collected in 1969                               | 17,687.08       |
| Garbage and Trash Disposal             | 11,800.00         |                                       |            | Cancelled, Abated or Adjusted (1969)            |                 |
| Public Buildings and Grounds           | 6,938.45          |                                       |            | Transfers to Tax Title Liens or Foreclosed      |                 |
| Other Public Works                     |                   |                                       |            | Balance December 31, 1969                       | 2.09            |
| <b>HEALTH and WELFARE</b>              |                   |                                       |            | <b>TAX TITLE LIENS OUTSTANDING</b>              |                 |
| Health Services Except Environmental   | 4,690.00          |                                       |            | Balance January 1, 1969                         | 21,033.58       |
| Welfare-Public Assistance              | 1,240.00          |                                       |            | Transfers From Taxes                            | 8,490.48        |
| Hospitals, Clinics, First Aid          |                   |                                       |            | Redeemed in 1969                                |                 |
| Animal, Insect, & Rodent Control       |                   |                                       |            | Cancelled, Abated or Adjusted (1969)            |                 |
| Other Welfare Services                 |                   |                                       |            | Transfers to Foreclosed Property                | 2.09            |
| <b>RECREATION and CONSERVATION</b>     |                   |                                       |            | Balance December 31, 1969                       | 29,521.97       |
| Beaches and Boardwalks                 | 9,825.00          |                                       |            | <b>PROPERTY ACQUIRED BY DEED OR FORECLOSURE</b> |                 |
| Parks, Playgrounds, Shade Trees        |                   |                                       |            | Balance January 1, 1969                         |                 |
| Land Reclamation & Conservation        | 100.00            |                                       |            | Transfers From Taxes or Liens                   |                 |
| Other Recreational Services            |                   |                                       |            | Sale for Cash (1969)                            |                 |
| <b>EDUCATION (excluding schools)</b>   |                   |                                       |            | Cancelled, Abated or Adjusted (1969)            |                 |
| Libraries                              | 4,875.00          |                                       |            | Balance December 31, 1969                       |                 |
| Other Educational Services             |                   |                                       |            | <b>CURRENT FINANCES DECEMBER 31, 1969</b>       |                 |
| <b>STATUTORY EXPENDITURES</b>          |                   |                                       |            | <b>ASSETS</b>                                   |                 |
| Pensions & F.I.C.A.                    | 8,294.00          |                                       |            | Cash Dec. 31, 1969                              | 320,757.97      |
| Employee Fringe Benefits               | 4,650.00          |                                       |            | Taxes Receivable                                | 20,681.84       |
| Other Statutory Expenditures           |                   |                                       |            | Tax Title Liens                                 | 29,521.97       |
| <b>MUNICIPAL FUNCTIONS</b>             |                   |                                       |            | Foreclosed Property                             |                 |
| <b>CAPITAL IMPROVEMENTS</b>            |                   |                                       |            | Emergencies & Other Deferred Charges            | 127.11          |
| <b>DEBT SERVICE</b>                    |                   |                                       |            | State Aid Receivable                            | 19,494.84       |
| Principal Payments                     |                   |                                       |            | Other Receivables                               | 696.30          |
| Interest Payments                      | 100.00            |                                       |            | Total   | 391,280.03      |
| <b>DEFERRED CHARGES</b>                |                   |                                       |            | <b>LIABILITIES</b>                              |                 |
| SCHOOL, COUNTY, SPECIAL DISTRICT TAXES | 2,145.06          |                                       |            | Cash Liabilities                                | 232,424.24      |
| RESERVE FOR UNCOLLECTED TAXES          | 478,669.37        |                                       |            | Reserves for Receivables                        | 50,900.11       |
|  | 53,133.69         |                                       |            | Surplus Dec. 31, 1969                           | 107,955.68      |
| <b>EXPENDITURES</b>                    |                   |                                       |            | Total   | 391,280.03      |
| <b>TOTAL</b>                           | <b>728,301.00</b> |                                       |            |   |                 |

|                 |                |                                     |             |                             |      |                        |        |                            |       |
|-----------------|----------------|-------------------------------------|-------------|-----------------------------|------|------------------------|--------|----------------------------|-------|
| 0203            |                | BERGENFIELD BORO                    | - BERGEN    | COUNTY                      |      | PER CAPITA:            |        | PER CENT:                  |       |
| Population 1960 | 27,203         | Net Valuation Taxable               | 170,498,600 |                             |      | Gross Debt             | 187.83 | Gross Debt                 | 2.82  |
| Population 1969 | 30,340         | State Equalized Value               | 212,697,854 | General Tax Rate Per \$100. | 4.34 | Net Debt               | 21.31  | Net Debt                   | .32   |
|                 |                | Net Valuation on Which County Taxes |             |                             |      | Debt Service           | 2.06   | Tax Levy Collected         | 98.59 |
| Moody Rating    |                | are apportioned:                    | 208,379,235 | State Equalized             |      | Total Tax Levy         | 239.43 | Tax Levy Cancelled, Abated |       |
| Land Area       | 3.00 Sq. Miles | State Equalization Ratio            | .8016       | General Tax Rate:           | 3.47 | Municipal Expenditures | 87.25  | or Adjusted                | .45   |

| 1969 EXPENDITURES                             |                     | 1969 REVENUES                         |              | 1969 PROPERTY TAX                          |              |
|---|---------------------|---------------------------------------|--------------|--|--------------|
| <b>GENERAL GOVERNMENT</b>                     |                     | 1969 — Property Taxes Collected       |              | <b>STATE EQUALIZED TAX RATE</b>            |              |
| Governing Body & Public Boards                |                     | 1969 Payments in Lieu of Taxes        | 7,168,904.05 | Local District School Taxes                | 2.20         |
| Municipal Clerk                               |                     | Delinquent Tax & Lien Collections     | 41,793.75    | Regional & Consolidated School Tax         |              |
| Financial Administration                      | 80,200.00           | Business Personalty Replacement Taxes | 82,026.58    | School Taxes in Municipal Budget           |              |
| Assessment of Taxes                           | 16,928.03           | Taxes from Public Utilities           | 129,796.00   | County Taxes                               | .40          |
| Collection of Taxes                           | 33,607.72           | Other Miscellaneous Tax Revenues      | 276,424.35   | County Library Taxes                       |              |
| Planning, Housing & Development               | 2,780.00            | State Aid Revenues                    | 119,381.15   | Local Municipal Purpose Taxes              | .79          |
| Human Resources                               |                     | Federal Aid Revenues                  |              | Veteran & Senior Citizen Taxes             | .09          |
| Elections                                     |                     | Sale of Acquired Property             |              | Total Taxes for Rate Computation           | 3.48         |
| General Administration (other)                | 73,752.35           | Other Miscellaneous Revenues          | 86,764.11    | Special District Taxes                     |              |
| <b>JUDICIARY</b>                              |                     | 1969 Revenues                         | 7,905,089.99 | Bank Stock Taxes                           | 11,391.05    |
| Municipal Courts                              | 16,000.00           | Prior Years Surplus Appropriated      | 270,000.00   | Added and Omitted Taxes                    | 36,864.00    |
| <b>PUBLIC SAFETY</b>                          |                     | <b>REVENUES</b>                       | <b>TOTAL</b> | Total Taxes Levied - ABSTRACT              | 7,264,383.19 |
| Fire Protection                               | 102,624.70          |                                       | 8,175,089.99 | <b>TOTAL TAXES BILLED</b>                  | 7,271,274.29 |
| Police Protection                             | 557,048.00          |                                       |              | <b>1969 TAXES COLLECTED</b>                | 7,168,904.05 |
| Civil Defense & Disaster Control              | 4,800.00            |                                       |              | 1969 Taxes Cancelled, Abated or Adjusted   | 32,794.18    |
| Environmental Inspection & Control            | 31,535.00           |                                       |              | Transfer to Tax Title Liens or Foreclosed  | 1,599.20     |
| Other Public Safety                           |                     |                                       |              | Balance Outstanding Dec. 31, 1969          | 67,976.86    |
| <b>PUBLIC WORKS</b>                           |                     |                                       |              | <b>PRIOR YEARS TAXES OUTSTANDING</b>       |              |
| Streets and Drainage                          | 283,712.00          |                                       |              | Balance January 1, 1969                    | 88,966.18    |
| Sewers and Sewage Processing                  | 231,831.62          |                                       |              | Collected in 1969                          | 80,536.15    |
| Garbage and Trash Disposal                    | 207,949.07          |                                       |              | Cancelled, Abated or Adjusted (1969)       | 50.00        |
| Public Buildings and Grounds                  | 25,430.13           |                                       |              | Transfers to Tax Title Liens or Foreclosed |              |
| Other Public Works                            |                     |                                       |              | Balance December 31, 1969                  | 8,380.03     |
| <b>HEALTH and WELFARE</b>                     |                     |                                       |              | <b>TAX TITLE LIENS OUTSTANDING</b>         |              |
| Health Services Except Environmental          | 33,569.00           |                                       |              | Balance January 1, 1969                    | 17,711.20    |
| Welfare-Public Assistance                     | 5,200.00            |                                       |              | Transfers From Taxes                       | 1,599.20     |
| Hospitals, Clinics, First Aid                 |                     |                                       |              | Redeemed in 1969                           | 1,490.43     |
| Animal, Insect, & Rodent Control              |                     |                                       |              | Cancelled, Abated or Adjusted (1969)       |              |
| Other Welfare Services                        |                     |                                       |              | Transfers to Foreclosed Property           |              |
| <b>RECREATION and CONSERVATION</b>            |                     |                                       |              | Balance December 31, 1969                  | 17,819.97    |
| Beaches and Boardwalks                        |                     |                                       |              | <b>PROPERTY ACQUIRED BY DEED OR</b>        |              |
| Parks, Playgrounds, Shade Trees               | 103,527.00          |                                       |              | <b>FORECLOSURE</b>                         |              |
| Land Reclamation & Conservation               | 35,885.00           |                                       |              | Balance January 1, 1969                    | 135,422.75   |
| Other Recreational Services                   |                     |                                       |              | Transfers From Taxes or Liens              |              |
| <b>EDUCATION (excluding schools)</b>          |                     |                                       |              | Sale for Cash (1969)                       |              |
| Libraries                                     | 141,153.00          |                                       |              | Cancelled, Abated or Adjusted (1969)       |              |
| Other Educational Services                    | 500.00              |                                       |              | Balance December 31, 1969                  | 135,422.75   |
| <b>STATUTORY EXPENDITURES</b>                 |                     |                                       |              | <b>CURRENT FINANCES DECEMBER 31, 1969</b>  |              |
| Pensions & F.I.C.A.                           | 137,880.00          |                                       |              | <b>ASSETS</b>                              |              |
| Employee Fringe Benefits                      | 32,000.00           |                                       |              | Cash Dec. 31, 1969                         | 550,737.86   |
| Other Statutory Expenditures                  |                     |                                       |              | Taxes Receivable                           | 76,356.89    |
| <b>MUNICIPAL FUNCTIONS</b>                    |                     |                                       |              | Tax Title Liens                            | 17,819.97    |
| <b>CAPITAL IMPROVEMENTS</b>                   |                     |                                       |              | Foreclosed Property                        | 135,422.75   |
| <b>DEBT SERVICE</b>                           |                     |                                       |              | Emergencies & Other Deferred Charges       |              |
| Principal Payments                            | 42,486.34           |                                       |              | State Aid Receivable                       | 58,589.00    |
| Interest Payments                             | 19,943.66           |                                       |              | Other Receivables                          | 53.09        |
| <b>DEFERRED CHARGES</b>                       |                     |                                       |              | Total                                      | 838,979.56   |
| <b>SCHOOL, COUNTY, SPECIAL DISTRICT TAXES</b> |                     |                                       |              | <b>LIABILITIES</b>                         |              |
| <b>RESERVE FOR UNCOLLECTED TAXES</b>          |                     |                                       |              | Cash Liabilities                           | 140,723.73   |
|   | 5,531,900.17        |                                       |              | Reserves for Receivables                   | 229,652.70   |
|   | 290,753.55          |                                       |              | Surplus Dec. 31, 1969                      | 468,603.13   |
| <b>EXPENDITURES</b>                           |                     |                                       |              | Total                                      | 838,979.56   |
| <b>TOTAL</b>                                  | <b>8,178,996.34</b> |                                       |              |  |              |

1505  
Population 1960 4,272  
Population 1969 5,820  
Moody Rating  
Land Area 37.56 Sq. Miles

BERKELEY TWP - OCEAN COUNTY  
Net Valuation Taxable 57,149,074  
State Equalized Value 62,856,438  
Net Valuation on Which County Taxes are apportioned: 60,251,069  
State Equalization Ratio .9092  
General Tax Rate Per \$100. 3.38  
State Equalized General Tax Rate: 3.07

PER CAPITA:  
Gross Debt 289.39  
Net Debt 1.37  
Debt Service 1.85  
Total Tax Levy 335.01  
Municipal Expenditures 173.86  
PER CENT:  
Gross Debt 3.06  
Net Debt .01  
Tax Levy Collected 85.84  
Tax Levy Cancelled, Abated or Adjusted .17

| 1969 EXPENDITURES                             |              | 1969 REVENUES   |               | 1969 PROPERTY TAX                               |                   |
|---|--------------|---|---------------|---|-------------------|
| <b>GENERAL GOVERNMENT</b>                     |              | 1969 — Property Taxes Collected                           |               | STATE EQUALIZED TAX RATE                        |                   |
| Governing Body & Public Boards                |              |   | 1,677,685.71  | Local District School Taxes                     | .94 592,907.00    |
| Municipal Clerk                               |              | 1969 Payments in Lieu of Taxes                            |               | Regional & Consolidated School Tax              | 1.04 651,721.28   |
| Financial Administration                      | 24,000.00    | Delinquent Tax & Lien Collections                         | 135,998.06    | School Taxes in Municipal Budget                |                   |
| Assessment of Taxes                           | 27,700.00    | Business Personalty Replacement Taxes                     | 46,253.00     | County Taxes                                    | .50 314,785.89    |
| Collection of Taxes                           | 25,300.00    | Taxes from Public Utilities                               | 306,755.55    | County Library Taxes                            | .02 12,926.77     |
| Planning, Housing & Development               | 3,180.00     | Other Miscellaneous Tax Revenues                          |               | Local Municipal Purpose Taxes                   | .48 301,865.35    |
| Human Resources                               |              | State Aid Revenues  | 21,817.75     | Veteran & Senior Citizen Taxes                  | .09 53,970.00     |
| Elections                                     |              | Federal Aid Revenues                                      |               | Total Taxes for Rate Computation                | 3.07 1,928,176.29 |
| General Administration (other)                | 74,800.00    | Sale of Acquired Property                                 | 14,390.00     | Special District Taxes                          |                   |
| <b>JUDICIARY</b>                              |              | Other Miscellaneous Revenues                              | 197,364.37    | Bank Stock Taxes                                | 3,657.43          |
| Municipal Courts                              | 11,850.00    | 1969 Revenues   | 2,400,264.44  | Added and Omitted Taxes                         | 71,867.44         |
| <b>PUBLIC SAFETY</b>                          |              | Prior Years Surplus Appropriated                          | 240,000.00    | Total Taxes Levied - ABSTRACT                   | 1,949,731.16      |
| Fire Protection                               | 17,500.00    | REVENUES  | 2,640,264.44  | <b>TOTAL TAXES BILLED</b>                       | 1,954,423.34      |
| Police Protection                             | 124,500.00   |   |               | 1969 TAXES COLLECTED                            | 1,677,685.71      |
| Civil Defense & Disaster Control              | 2,000.00     | <b>1969 REAL PROPERTY VALUATIONS</b>                      |               | 1969 Taxes Cancelled, Abated or Adjusted        | 3,400.14          |
| Environmental Inspection & Control            | 15,800.00    | Code Class # of Parcels %VAL'N ASSESSED VALUATION         |               | Transfer to Tax Title Liens or Foreclosed       | 147,492.79        |
| Other Public Safety                           |              | 1 Vacant Land 5677 22.93 12,552,000.00                    |               | Balance Outstanding Dec. 31, 1969               | 125,844.70        |
| <b>PUBLIC WORKS</b>                           |              | 2 Residential 2944 57.63 31,544,300.00                    |               | <b>PRIOR YEARS TAXES OUTSTANDING</b>            |                   |
| Streets and Drainage                          | 99,100.00    | 3 Farm 17 .62 340,500.00                                  |               | Balance January 1, 1969                         | 293,065.39        |
| Sewers and Sewage Processing                  |              | 4a Commercial 185 11.79 6,455,600.00                      |               | Collected in 1969                               | 112,551.30        |
| Garbage and Trash Disposal                    | 72,400.00    | 4b Industrial 18 1.78 975,000.00                          |               | Cancelled, Abated or Adjusted (1969)            | 1,639.29          |
| Public Buildings and Grounds                  | 22,000.00    | 4c Apartments 22 5.25 2,872,700.00                        |               | Transfers to Tax Title Liens or Foreclosed      | 114,075.12        |
| Other Public Works                            |              | Total 8863 100.00 54,740,100.00                           |               | Balance December 31, 1969                       | 64,799.68         |
| <b>HEALTH and WELFARE</b>                     |              | <b>CAPITAL DEBT AUTHORIZED, DECEMBER 31, 1969</b>         |               | <b>TAX TITLE LIENS OUTSTANDING</b>              |                   |
| Health Services Except Environmental          | 1,600.00     | ISSUED AND UNISSUED                                       |               | Balance January 1, 1969                         | 706,041.24        |
| Welfare-Public Assistance                     | 6,350.00     | School  | 1,676,244     | Transfers From Taxes                            | 282,749.25        |
| Hospitals, Clinics, First Aid                 | 1,300.00     | Self-liquidating  |               | Redeemed in 1969                                | 23,446.76         |
| Animal, Insect, & Rodent Control              | 4,600.00     | Other   | 8,000         | Cancelled, Abated or Adjusted (1969)            |                   |
| Other Welfare Services                        |              | Total   | 1,684,244     | Transfers to Foreclosed Property                | 10,063.53         |
| <b>RECREATION and CONSERVATION</b>            |              | <b>ISSUED AND OUTSTANDING</b>                             |               | Balance December 31, 1969                       | 955,280.20        |
| Beaches and Boardwalks                        | 14,650.00    | School  | 1,176,244.64  | <b>PROPERTY ACQUIRED BY DEED OR FORECLOSURE</b> |                   |
| Parks, Playgrounds, Shade Trees               |              | Self-Liquidating  |               | Balance January 1, 1969                         | 310,856.47        |
| Land Reclamation & Conservation               |              | Other   | 8,000.00      | Transfers From Taxes or Liens                   | 10,063.53         |
| Other Recreational Services                   | 15,000.00    | Total   | 1,184,244.64  | Sale for Cash (1969)                            | 14,390.00         |
| <b>EDUCATION (excluding schools)</b>          |              | <b>EQUALIZED VALUATION BASIS FOR NET DEBT COMPUTATION</b> |               | Cancelled, Abated or Adjusted (1969)            |                   |
| Libraries                                     |              |   | 55,036,924.00 | Balance December 31, 1969                       | 306,530.00        |
| Other Educational Services                    | 200.00       | <b>1969 CAPITAL OUTLAY</b>                                |               | <b>CURRENT FINANCES DECEMBER 31, 1969</b>       |                   |
| <b>STATUTORY EXPENDITURES</b>                 |              | TOTAL   | 45,947.17     | <b>ASSETS</b>                                   |                   |
| Pensions & F.I.C.A.                           | 30,000.00    | Beaches and Boardwalks                                    |               | Cash Dec. 31, 1969                              | 1,184,855.68      |
| Employee Fringe Benefits                      | 11,100.00    | Parks and Playgrounds                                     | 14,022.11     | Taxes Receivable                                | 190,644.38        |
| Other Statutory Expenditures                  |              | Public Buildings and Grounds                              |               | Tax Title Liens                                 | 955,280.20        |
| <b>MUNICIPAL FUNCTIONS</b>                    | 604,930.00   | Vehicular Equipment                                       |               | Foreclosed Property                             | 306,530.00        |
| <b>CAPITAL IMPROVEMENTS</b>                   | 50,000.00    | Streets, Roads, Sidewalks, Storm Sewers                   | 31,898.22     | Emergencies & Other Deferred Charges            | 13,000.00         |
| <b>DEBT SERVICE</b>                           |              | Sewer System  |               | State Aid Receivable                            |                   |
| Principal Payments                            | 10,000.00    | Water Service   |               | Other Receivables                               | 87,982.92         |
| Interest Payments                             | 755.00       | Other Utilities   |               | Total   | 2,738,293.18      |
|   |              | Hospitals and Clinics                                     |               | <b>LIABILITIES</b>                              |                   |
| <b>DEFERRED CHARGES</b>                       | 9,500.00     | Garbage and Trash Disposal Facilities                     |               | Cash Liabilities                                | 586,191.81        |
| <b>SCHOOL, COUNTY, SPECIAL DISTRICT TAXES</b> | 1,572,340.94 | Health Equipment  |               | Reserves for Receivables                        | 1,540,437.50      |
| <b>RESERVE FOR UNCOLLECTED TAXES</b>          | 336,708.53   | Library and Education Facilities                          |               | Surplus Dec. 31, 1969                           | 611,663.87        |
|   |              | Conservation and Recreation                               |               | Total   | 2,738,293.18      |
| <b>EXPENDITURES</b>                           | 2,584,234.47 | Other Expenditures  | 26.84         |   |                   |

2001  
Population 1960 8,721  
Population 1969 12,710  
A  
Moody Rating A  
Land Area 6.30 Sq Miles

BERKELEY HEIGHTS TWP - UNION  
Net Valuation Taxable 71,730,400  
State Equalized Value 191,792,513  
Net Valuation on Which County Taxes  
are apportioned: 227,455,412  
State Equalization Ratio .3740

COUNTY  
General Tax Rate Per \$100. 7.41  
State Equalized  
General Tax Rate: 2.77

PER CAPITA:  
Gross Debt 608.71  
Net Debt 236.63  
Debt Service 11.92  
Total Tax Levy 419.53  
Municipal Expenditures 147.87

PER CENT:  
Gross Debt 4.19  
Net Debt 1.63  
Tax Levy Collected 97.10  
Tax Levy Cancelled, Abated  
or Adjusted

| 1969 EXPENDITURES                      |                    | 1969 REVENUES                                     |                    | 1969 PROPERTY TAX                          |                   |
|--|--------------------|---|--------------------|--|-------------------|
| GENERAL GOVERNMENT                     |                    | 1969 — Property Taxes Collected                   |                    | STATE EQUALIZED TAX RATE                   |                   |
| Governing Body & Public Boards         |                    |   | 5,183,148.41       | Local District School Taxes                | 1.11 2,127,000.00 |
| Municipal Clerk                        |                    | 1969 Payments in Lieu of Taxes                    | 51,514.25          | Regional & Consolidated School Tax         | .88 1,681,945.62  |
| Financial Administration               | 67,935.00          | Delinquent Tax & Lien Collections                 | 97,241.40          | School Taxes in Municipal Budget           |                   |
| Assessment of Taxes                    | 32,674.00          | Business Personalty Replacement Taxes             | 516,537.00         | County Taxes                               | .52 989,316.18    |
| Collection of Taxes                    | 17,112.00          | Taxes from Public Utilities                       | 199,562.98         | County Library Taxes                       |                   |
| Planning, Housing & Development        | 12,975.00          | Other Miscellaneous Tax Revenues                  |                    | Local Municipal Purpose Taxes              | .23 442,474.66    |
| Human Resources                        |                    | State Aid Revenues                                | 41,877.57          | Veteran & Senior Citizen Taxes             | .04 68,820.00     |
| Elections                              |                    | Federal Aid Revenues                              |                    | Total Taxes for Rate Computation           | 2.78 5,309,556.46 |
| General Administration (other)         | 165,395.50         | Sale of Acquired Property                         | 813.80             | Special District Taxes                     |                   |
| JUDICIARY                              |                    | Other Miscellaneous Revenues                      | 230,302.74         | Bank Stock Taxes                           | 2,720.37          |
| Municipal Courts                       | 8,800.00           | 1969 Revenues                                     | Total 6,320,998.15 | Added and Omitted Taxes                    | 88,827.65         |
| PUBLIC SAFETY                          |                    | Prior Years Surplus Appropriated                  | 400,000.00         | Total Taxes Levied - ABSTRACT              | 5,332,284.48      |
| Fire Protection                        | 59,925.00          | REVENUES  | TOTAL 6,720,998.15 | TOTAL TAXES BILLED                         | 5,337,928.35      |
| Police Protection                      | 300,605.00         |   |                    | 1969 TAXES COLLECTED                       | 5,183,148.41      |
| Civil Defense & Disaster Control       | 1,200.00           | 1969 REAL PROPERTY VALUATIONS                     |                    | 1969 Taxes Cancelled, Abated or Adjusted   |                   |
| Environmental Inspection & Control     | 13,010.00          | Code Class # of Parcels %VAL'N ASSESSED VALUATION |                    | Transfer to Tax Title Liens or Foreclosed  |                   |
| Other Public Safety                    |                    | 1 Vacant Land 696 4.06 2,900,750.00               |                    | Balance Outstanding Dec. 31, 1969          | 154,779.94        |
| PUBLIC WORKS                           |                    | 2 Residential 3068 62.90 44,885,550.00            |                    | PRIOR YEARS TAXES OUTSTANDING              |                   |
| Streets and Drainage                   | 150,574.50         | 3 Farm 4 .02 15,600.00                            |                    | Balance January 1, 1969                    | 100,349.85        |
| Sewers and Sewage Processing           | 86,816.00          | 4a Commercial 72 3.66 2,615,350.00                |                    | Collected in 1969                          | 97,241.40         |
| Garbage and Trash Disposal             |                    | 4b Industrial 31 29.35 20,948,050.00              |                    | Cancelled, Abated or Adjusted (1969)       |                   |
| Public Buildings and Grounds           | 25,704.50          | 4c Apartments                                     |                    | Transfers to Tax Title Liens or Foreclosed |                   |
| Other Public Works                     | 15,445.00          | Total 3871 99.99 71,365,300.00                    |                    | Balance December 31, 1969                  | 3,108.45          |
| HEALTH and WELFARE                     |                    | CAPITAL DEBT AUTHORIZED, DECEMBER 31, 1969        |                    | TAX TITLE LIENS OUTSTANDING                |                   |
| Health Services Except Environmental   | 12,175.00          | ISSUED AND UNISSUED GROSS DEBT NET DEBT           |                    | Balance January 1, 1969                    | 68.54             |
| Welfare-Public Assistance              | 4,700.00           | School 4,428,823                                  |                    | Transfers From Taxes                       |                   |
| Hospitals, Clinics, First Aid          | 1,500.00           | Self-liquidating                                  |                    | Redeemed in 1969                           |                   |
| Animal, Insect, & Rodent Control       |                    | Other 3,307,891 3,007,555                         |                    | Cancelled, Abated or Adjusted (1969)       |                   |
| Other Welfare Services                 |                    | Total 7,736,715 3,007,555                         |                    | Transfers to Foreclosed Property           |                   |
| RECREATION and CONSERVATION            |                    | ISSUED AND OUTSTANDING                            |                    | Balance December 31, 1969                  | 68.54             |
| Beaches and Boardwalks                 |                    | School 4,428,823.86                               |                    | PROPERTY ACQUIRED BY DEED OR               |                   |
| Parks, Playgrounds, Shade Trees        | 36,702.00          | Self-liquidating                                  |                    | FORECLOSURE                                |                   |
| Land Reclamation & Conservation        |                    | Other 1,980,000.00                                |                    | Balance January 1, 1969                    | 23,800.00         |
| Other Recreational Services            |                    | Total 6,408,823.86                                |                    | Transfers From Taxes or Liens              |                   |
| EDUCATION (excluding schools)          |                    | EQUALIZED VALUATION BASIS                         |                    | Sale for Cash (1969)                       | 813.80            |
| Libraries                              | 96,886.00          | FOR NET DEBT COMPUTATION 184,624.783.33           |                    | Cancelled, Abated or Adjusted (1969)       |                   |
| Other Educational Services             |                    | 1969 CAPITAL OUTLAY TOTAL 335,076.03              |                    | Balance December 31, 1969                  | 22,986.20         |
| STATUTORY EXPENDITURES                 |                    | Beaches and Boardwalks                            |                    | CURRENT FINANCES DECEMBER 31, 1969         |                   |
| Pensions & F.I.C.A.                    | 80,000.00          | Parks and Playgrounds                             | 45,872.36          | ASSETS                                     |                   |
| Employee Fringe Benefits               |                    | Public Buildings and Grounds                      | 6,163.39           | Cash Dec. 31, 1969                         | 1,772,525.77      |
| Other Statutory Expenditures           |                    | Vehicular Equipment                               | 43,302.42          | Taxes Receivable                           | 157,888.39        |
| MUNICIPAL FUNCTIONS                    | TOTAL 1,190,134.00 | Streets, Roads, Sidewalks, Storm Sewers           | 176,244.71         | Tax Title Liens                            | 68.54             |
| CAPITAL IMPROVEMENTS                   | 132,000.00         | Sewer System                                      | 4,342.28           | Foreclosed Property                        | 22,986.20         |
| DEBT SERVICE                           |                    | Water Service                                     |                    | Emergencies & Other Deferred Charges       | 17,000.00         |
| Principal Payments                     | 70,000.00          | Other Utilities                                   |                    | State Aid Receivable                       |                   |
| Interest Payments                      | 81,500.00          | Hospitals and Clinics                             |                    | Other Receivables                          | 15,496.22         |
| DEFERRED CHARGES                       |                    | Garbage and Trash Disposal Facilities             |                    | Total                                      | 1,985,965.12      |
| SCHOOL, COUNTY, SPECIAL DISTRICT TAXES | 4,798,261.80       | Health Equipment                                  |                    | LIABILITIES                                |                   |
| RESERVE FOR UNCOLLECTED TAXES          | 405,775.60         | Library and Education Facilities                  |                    | Cash Liabilities                           | 924,827.03        |
|  |                    | Conservation and Recreation                       |                    | Reserves for Receivables                   | 196,439.35        |
| EXPENDITURES                           | TOTAL 6,677,671.40 | Other Expenditures                                | 59,150.87          | Surplus Dec. 31, 1969                      | 864,698.74        |
|  |                    |   |                    | Total                                      | 1,985,965.12      |



|  |                    |   |                     |  |           |                            |       |             |
|--|--------------------|---|---------------------|--|-----------|----------------------------|-------|-------------|
| 0405                                   | BERLIN BORO        | - CAMDEN  | COUNTY              | PER CAPITA:                                | PER CENT: |                            |       |             |
| Population 1960                        | 3,578              | Net Valuation Taxable                             | 10,769,814          | Gross Debt                                 | 782.81    | Gross Debt                 | 15.94 |             |
| Population 1969                        | 4,850              | State Equalized Value                             | 26,267,839          | Net Debt                                   | 103.07    | Net Debt                   | 2.10  |             |
|  |                    | Net Valuation on Which County Taxes               |                     | Debt Service                               | .90       | Tax Levy Collected         | 95.95 |             |
| Moody Rating                           | BAA                | are apportioned:                                  | 26,696,417          | Total Tax Levy                             | 171.14    | Tax Levy Cancelled, Abated |       |             |
| Land Area                              | 3.56 Sq. Miles     | State Equalization Ratio                          | .4100               | General Tax Rate:                          | 3.18      | Municipal Expenditures     | 80.89 | or Adjusted |
| 1969 EXPENDITURES                      |                    | 1969 REVENUES                                     |                     | 1969 PROPERTY TAX                          |           |                            |       |             |
| GENERAL GOVERNMENT                     |                    |   |                     | STATE EQUALIZED TAX RATE                   |           |                            |       |             |
| Governing Body & Public Boards         |                    | 1969 — Property Taxes Collected                   | 796,172.26          | Local District School Taxes                | 1.11      | 292,187.00                 |       |             |
| Municipal Clerk                        |                    | 1969 Payments in Lieu of Taxes                    |                     | Regional & Consolidated School Tax         | .73       | 191,671.91                 |       |             |
| Financial Administration               | 13,361.19          | Delinquent Tax & Lien Collections                 | 47,143.40           | School Taxes in Municipal Budget           |           |                            |       |             |
| Assessment of Taxes                    | 24,250.00          | Business Personalty Replacement Taxes             | 32,171.00           | County Taxes                               | .95       | 250,489.07                 |       |             |
| Collection of Taxes                    | 11,700.00          | Taxes from Public Utilities                       | 72,640.31           | County Library Taxes                       | .02       | 5,520.55                   |       |             |
| Planning, Housing & Development        | 4,655.00           | Other Miscellaneous Tax Revenues                  |                     | Local Municipal Purpose Taxes              | .26       | 67,478.91                  |       |             |
| Human Resources                        |                    | State Aid Revenues                                | 20,138.42           | Veteran & Senior Citizen Taxes             | .11       | 28,830.00                  |       |             |
| Elections                              |                    | Federal Aid Revenues                              |                     | Total Taxes for Rate Computation           | 3.18      | 836,177.44                 |       |             |
| General Administration (other)         | 23,177.45          | Sale of Acquired Property                         |                     | Special District Taxes                     |           |                            |       |             |
| JUDICIARY                              |                    | Other Miscellaneous Revenues                      | 94,830.95           | Bank Stock Taxes                           |           | 2,859.90                   |       |             |
| Municipal Courts                       | 7,850.00           | 1969 Revenues                                     | Total 1,063,096.34  | Added and Omitted Taxes                    |           | 19,816.40                  |       |             |
| PUBLIC SAFETY                          |                    | Prior Years Surplus Appropriated                  | 63,000.00           | Total Taxes Levied - ABSTRACT              |           | 830,023.74                 |       |             |
| Fire Protection                        | 13,500.00          | REVENUES  | TOTAL 1,126,096.34  | TOTAL TAXES BILLED                         |           | 829,800.17                 |       |             |
| Police Protection                      | 56,952.30          |   |                     | 1969 TAXES COLLECTED                       |           | 796,172.26                 |       |             |
| Civil Defense & Disaster Control       | 500.00             | 1969 REAL PROPERTY VALUATIONS                     |                     | 1969 Taxes Cancelled, Abated or Adjusted   |           |                            |       |             |
| Environmental Inspection & Control     | 7,938.81           | Code Class # of Parcels %VAL'N ASSESSED VALUATION |                     | Transfer to Tax Title Liens or Foreclosed  |           | 8,054.88                   |       |             |
| Other Public Safety                    |                    | 1 Vacant Land 484 3.13                            | 322,000.00          | Balance Outstanding Dec. 31, 1969          |           | 25,573.03                  |       |             |
| PUBLIC WORKS                           |                    | 2 Residential 1178 72.32                          | 7,432,600.00        | PRIOR YEARS TAXES OUTSTANDING              |           |                            |       |             |
| Streets and Drainage                   | 48,970.00          | 3 Farm 8 .75                                      | 76,950.00           | Balance January 1, 1969                    |           | 40,083.91                  |       |             |
| Sewers and Sewage Processing           |                    | 4a Commercial 100 15.22                           | 1,563,900.00        | Collected in 1969                          |           | 35,013.36                  |       |             |
| Garbage and Trash Disposal             | 19,400.00          | 4b Industrial 7 6.19                              | 635,750.00          | Cancelled, Abated or Adjusted (1969)       |           | 2,501.18                   |       |             |
| Public Buildings and Grounds           | 21,045.25          | 4c Apartments 5 2.40                              | 246,150.00          | Transfers to Tax Title Liens or Foreclosed |           | 2,384.41                   |       |             |
| Other Public Works                     |                    | Total 1782 100.01                                 | 10,277,350.00       | Balance December 31, 1969                  |           | 184.96                     |       |             |
| HEALTH and WELFARE                     |                    | CAPITAL DEBT AUTHORIZED, DECEMBER 31, 1969        |                     | TAX TITLE LIENS OUTSTANDING                |           |                            |       |             |
| Health Services Except Environmental   | 1,915.00           | ISSUED AND UNISSUED                               | GROSS DEBT NET DEBT | Balance January 1, 1969                    |           | 17,081.07                  |       |             |
| Welfare-Public Assistance              | 2,100.00           | School  | 1,934,645 464,566   | Transfers From Taxes                       |           | 10,854.53                  |       |             |
| Hospitals, Clinics, First Aid          |                    | Self-liquidating                                  | 1,826,000           | Redeemed in 1969                           |           | 12,130.04                  |       |             |
| Animal, Insect, & Rodent Control       |                    | Other   | 36,000 35,346       | Cancelled, Abated or Adjusted (1969)       |           | 78.49                      |       |             |
| Other Welfare Services                 |                    | Total   | 3,796,645 499,913   | Transfers to Foreclosed Property           |           | 3,551.11                   |       |             |
| RECREATION and CONSERVATION            |                    | ISSUED AND OUTSTANDING                            |                     | Balance December 31, 1969                  |           | 12,175.96                  |       |             |
| Beaches and Boardwalks                 |                    | School  | 1,137,450.65        | PROPERTY ACQUIRED BY DEED OR               |           |                            |       |             |
| Parks, Playgrounds, Shade Trees        | 2,500.00           | Self-Liquidating                                  | 1,826,000.00        | FORECLOSURE                                |           |                            |       |             |
| Land Reclamation & Conservation        |                    | Other   | 36,000.00           | Balance January 1, 1969                    |           | 18,548.89                  |       |             |
| Other Recreational Services            | 2,000.00           | Total   | 2,999,450.65        | Transfers From Taxes or Liens              |           | 3,551.11                   |       |             |
| EDUCATION (excluding schools)          |                    | EQUALIZED VALUATION BASIS                         |                     | Sale for Cash (1969)                       |           |                            |       |             |
| Libraries                              | 1,200.00           | FOR NET DEBT COMPUTATION                          | 23,820,953.33       | Cancelled, Abated or Adjusted (1969)       |           |                            |       |             |
| Other Educational Services             |                    | 1969 CAPITAL OUTLAY                               | TOTAL 62,187.53     | Balance December 31, 1969                  |           | 22,100.00                  |       |             |
| STATUTORY EXPENDITURES                 |                    | Beaches and Boardwalks                            |                     | CURRENT FINANCES DECEMBER 31, 1969         |           |                            |       |             |
| Pensions & F.I.C.A.                    | 15,138.00          | Parks and Playgrounds                             |                     | ASSETS                                     |           |                            |       |             |
| Employee Fringe Benefits               | 4,700.00           | Public Buildings and Grounds                      | 25,187.53           | Cash Dec. 31, 1969                         |           | 253,154.12                 |       |             |
| Other Statutory Expenditures           |                    | Vehicular Equipment                               |                     | Taxes Receivable                           |           | 25,757.99                  |       |             |
| MUNICIPAL FUNCTIONS                    | 282,853.00         | Streets, Roads, Sidewalks, Storm Sewers           | 37,000.00           | Tax Title Liens                            |           | 12,175.96                  |       |             |
| CAPITAL IMPROVEMENTS                   | 49,000.00          | Sewer System                                      |                     | Foreclosed Property                        |           | 22,100.00                  |       |             |
| DEBT SERVICE                           |                    | Water Service                                     |                     | Emergencies & Other Deferred Charges       |           | 31,026.88                  |       |             |
| Principal Payments                     | 3,000.00           | Other Utilities                                   |                     | State Aid Receivable                       |           |                            |       |             |
| Interest Payments                      | 1,365.00           | Hospitals and Clinics                             |                     | Other Receivables                          |           | 930.28                     |       |             |
| DEFERRED CHARGES                       | 2,808.96           | Garbage and Trash Disposal Facilities             |                     | Total                                      |           | 345,145.23                 |       |             |
| SCHOOL, COUNTY, SPECIAL DISTRICT TAXES | 739,868.53         | Health Equipment                                  |                     | LIABILITIES                                |           |                            |       |             |
| RESERVE FOR UNCOLLECTED TAXES          | 53,301.67          | Library and Education Facilities                  |                     | Cash Liabilities                           |           | 155,865.88                 |       |             |
|  |                    | Conservation and Recreation                       |                     | Reserves for Receivables                   |           | 60,964.23                  |       |             |
| EXPENDITURES                           | TOTAL 1,132,197.16 | Other Expenditures                                |                     | Surplus Dec. 31, 1969                      |           | 128,315.12                 |       |             |
|  |                    |   |                     | Total                                      |           | 345,145.23                 |       |             |

0406  
Population 1960 3,363  
Population 1969 4,890  
Moody Rating  
Land Area 3.27 Sq. Miles

BERLIN TWP - CAMDEN COUNTY  
Net Valuation Taxable 6,827,825  
State Equalized Value 17,776,165 General Tax Rate Per \$100. 11.20  
Net Valuation on Which County Taxes  
are apportioned: 17,689,070 State Equalized  
State Equalization Ratio .3841 General Tax Rate: 4.30

PER CAPITA:  
Gross Debt 314.12  
Net Debt 74.79  
Debt Service  
Total Tax Levy 160.03  
Municipal Expenditures 48.47

PER CENT:  
Gross Debt 9.29  
Net Debt 2.21  
Tax Levy Collected 88.14  
Tax Levy Cancelled, Abated  
or Adjusted .08

| 1969 EXPENDITURES                      |            | 1969 REVENUES                              |                    | 1969 PROPERTY TAX                          |            |
|--|------------|--|--------------------|--|------------|
| GENERAL GOVERNMENT                     |            | 1969 — Property Taxes Collected 689,779.03 |                    | STATE EQUALIZED TAX RATE                   |            |
| Governing Body & Public Boards         |            | 1969 Payments in Lieu of Taxes             |                    | Local District School Taxes 1.25           | 221,462.00 |
| Municipal Clerk                        |            | Delinquent Tax & Lien Collections          | 42,696.28          | Regional & Consolidated School Tax 1.78    | 317,119.45 |
| Financial Administration               | 9,769.00   | Business Personalty Replacement Taxes      | 5,984.00           | School Taxes in Municipal Budget           |            |
| Assessment of Taxes                    | 2,600.00   | Taxes from Public Utilities                | 46,047.03          | County Taxes .93                           | 165,467.14 |
| Collection of Taxes                    | 3,450.00   | Other Miscellaneous Tax Revenues           | 39,564.44          | County Library Taxes .02                   | 3,657.92   |
| Planning, Housing & Development        | 1,300.00   | State Aid Revenues                         | 3,770.00           | Local Municipal Purpose Taxes .18          | 31,731.12  |
| Human Resources                        |            | Federal Aid Revenues                       | 26,277.84          | Veteran & Senior Citizen Taxes .14         | 25,680.00  |
| Elections                              | 1,430.00   | Sale of Acquired Property                  | 854,118.62         | Total Taxes for Rate Computation 4.30      | 765,117.63 |
| General Administration (other)         | 23,100.00  | Other Miscellaneous Revenues               | 57,100.00          | Special District Taxes                     | 15,713.80  |
| JUDICIARY                              |            | 1969 Revenues                              | 911,218.62         | Bank Stock Taxes                           | 568.88     |
| Municipal Courts                       | 5,000.00   | Prior Years Surplus Appropriated           |                    | Added and Omitted Taxes                    | 26,841.15  |
| PUBLIC SAFETY                          |            | REVENUES                                   | TOTAL              | Total Taxes Levied - ABSTRACT              | 782,561.46 |
| Fire Protection                        | 2,200.00   |  |                    | TOTAL TAXES BILLED                         | 782,561.46 |
| Police Protection                      | 19,550.00  | 1969 REAL PROPERTY VALUATIONS              |                    | 1969 TAXES COLLECTED                       | 689,779.03 |
| Civil Defense & Disaster Control       | 250.00     | Code Class # of Parcels %VAL'N             | ASSESSED VALUATION | 1969 Taxes Cancelled, Abated or Adjusted   | 594.23     |
| Environmental Inspection & Control     | 1,615.00   | 1 Vacant Land 497 4.08                     | 276,035.00         | Transfer to Tax Title Liens or Foreclosed  | 2,530.37   |
| Other Public Safety                    |            | 2 Residential 1187 84.52                   | 5,713,950.00       | Balance Outstanding Dec. 31, 1969          | 89,657.83  |
| PUBLIC WORKS                           |            | 3 Farm 5 .68                               | 46,050.00          | PRIOR YEARS TAXES OUTSTANDING              |            |
| Streets and Drainage                   | 44,605.00  | 4a Commercial 51 6.42                      | 434,125.00         | Balance January 1, 1969                    | 41,473.37  |
| Sewers and Sewage Processing           |            | 4b Industrial 4 .91                        | 61,250.00          | Collected in 1969                          | 36,924.49  |
| Garbage and Trash Disposal             | 16,120.00  | 4c Apartments 4 3.39                       | 229,000.00         | Cancelled, Abated or Adjusted (1969)       |            |
| Public Buildings and Grounds           | 7,746.00   | Total 1748 100.00                          | 6,760,410.00       | Transfers to Tax Title Liens or Foreclosed |            |
| Other Public Works                     |            |  |                    | Balance December 31, 1969                  | 4,548.88   |
| HEALTH and WELFARE                     |            | CAPITAL DEBT AUTHORIZED, DECEMBER 31, 1969 |                    | TAX TITLE LIENS OUTSTANDING                |            |
| Health Services Except Environmental   | 500.00     | ISSUED AND UNISSUED                        |                    | Balance January 1, 1969                    | 32,286.73  |
| Welfare-Public Assistance              | 2,450.00   | GROSS DEBT                                 |                    | Transfers From Taxes                       | 2,530.37   |
| Hospitals, Clinics, First Aid          |            | NET DEBT                                   |                    | Redeemed in 1969                           | 5,771.79   |
| Animal, Insect, & Rodent Control       |            | Total 1,536,042 365,726                    |                    | Cancelled, Abated or Adjusted (1969)       |            |
| Other Welfare Services                 |            | ISSUED AND OUTSTANDING                     |                    | Transfers to Foreclosed Property           |            |
| RECREATION and CONSERVATION            |            | Total 1,459,936.19                         |                    | Balance December 31, 1969                  | 29,045.31  |
| Beaches and Boardwalks                 | 3,100.00   | EQUALIZED VALUATION BASIS                  |                    | PROPERTY ACQUIRED BY DEED OR               |            |
| Parks, Playgrounds, Shade Trees        | 1,400.00   | FOR NET DEBT COMPUTATION                   |                    | FORECLOSURE                                |            |
| Land Reclamation & Conservation        |            | Total 16,530,956.33                        |                    | Balance January 1, 1969                    | 8,440.00   |
| Other Recreational Services            |            | 1969 CAPITAL OUTLAY                        |                    | Transfers From Taxes or Liens              |            |
| EDUCATION (excluding schools)          |            | TOTAL 33,334.00                            |                    | Sale for Cash (1969)                       |            |
| Libraries                              | 1,125.00   | Beaches and Boardwalks                     |                    | Cancelled, Abated or Adjusted (1969)       |            |
| Other Educational Services             |            | Parks and Playgrounds                      |                    | Balance December 31, 1969                  | 8,440.00   |
| STATUTORY EXPENDITURES                 |            | Public Buildings and Grounds               |                    | PROPERTY ACQUIRED BY DEED OR               |            |
| Pensions & F.I.C.A.                    | 2,522.49   | Vehicular Equipment                        |                    | FORECLOSURE                                |            |
| Employee Fringe Benefits               |            | Streets, Roads, Sidewalks, Storm Sewers    |                    | Balance January 1, 1969                    | 8,440.00   |
| Other Statutory Expenditures           |            | Sewer System                               |                    | Transfers From Taxes or Liens              |            |
| MUNICIPAL FUNCTIONS                    |            | Water Service                              |                    | Sale for Cash (1969)                       |            |
| CAPITAL IMPROVEMENTS                   | 35,334.00  | Other Utilities                            |                    | Cancelled, Abated or Adjusted (1969)       |            |
| DEBT SERVICE                           |            | Hospitals and Clinics                      |                    | Balance December 31, 1969                  | 8,440.00   |
| Principal Payments                     |            | Garbage and Trash Disposal Facilities      |                    | CURRENT FINANCES DECEMBER 31, 1969         |            |
| Interest Payments                      |            | Health Equipment                           |                    | ASSETS                                     |            |
| DEFERRED CHARGES                       | 6,264.51   | Library and Education Facilities           |                    | Cash Dec. 31, 1969                         | 61,906.59  |
| SCHOOL, COUNTY, SPECIAL DISTRICT TAXES | 723,420.31 | Conservation and Recreation                |                    | Taxes Receivable                           | 94,206.71  |
| RESERVE FOR UNCOLLECTED TAXES          | 45,569.00  | Other Expenditures                         |                    | Tax Title Liens                            | 29,045.31  |
| EXPENDITURES                           | TOTAL      | Total 960,420.31                           |                    | Foreclosed Property                        | 8,440.00   |
|  |            |  |                    | Emergencies & Other Deferred Charges       | 11,628.03  |
|  |            |  |                    | State Aid Receivable                       | 31,149.24  |
|  |            |  |                    | Other Receivables                          | 16,009.27  |
|  |            |  |                    | Total                                      | 252,385.15 |
|  |            |  |                    | LIABILITIES                                |            |
|  |            |  |                    | Cash Liabilities                           | 73,368.91  |
|  |            |  |                    | Reserves for Receivables                   | 147,701.29 |
|  |            |  |                    | Surplus Dec. 31, 1969                      | 31,314.95  |
|  |            |  |                    | Total                                      | 252,385.15 |

1802  
Population 1960 9,018  
Population 1969 13,440  
  
Moody Rating  
Land Area 24.40 Sq. Miles

BERNARDS TWP - SOMERSET COUNTY  
Net Valuation Taxable 43,672,305  
State Equalized Value 108,556,562 General Tax Rate Per \$100. 8.47  
Net Valuation on Which County Taxes are apportioned: 103,330,674 State Equalized  
State Equalization Ratio .4023 General Tax Rate: 3.40

PER CAPITA:  
Gross Debt 433.11  
Net Debt 143.70  
Debt Service .74  
Total Tax Levy 276.06  
Municipal Expenditures 106.49

PER CENT:  
Gross Debt 5.99  
Net Debt 1.99  
Tax Levy Collected 97.05  
Tax Levy Cancelled, Abated or Adjusted .14

| 1969 EXPENDITURES                              |  | 1969 REVENUES                                   |  | 1969 PROPERTY TAX                               |              |
|--|--|---|--|---|--------------|
| <b>GENERAL GOVERNMENT</b>                      |  | 1969 — Property Taxes Collected 3,603,988.08    |  | STATE EQUALIZED TAX RATE 2.28                   |              |
| Governing Body & Public Boards                 |  | 1969 Payments in Lieu of Taxes 21,125.89        |  | Local District School Taxes                     | 2,475,527.00 |
| Municipal Clerk                                |  | Delinquent Tax & Lien Collections 117,729.59    |  | Regional & Consolidated School Tax              |              |
| Financial Administration 30,925.00             |  | Business Personalty Replacement Taxes 20,837.00 |  | School Taxes in Municipal Budget                |              |
| Assessment of Taxes 51,900.00                  |  | Taxes from Public Utilities 183,772.86          |  | County Taxes .44                                | 474,116.32   |
| Collection of Taxes 12,925.00                  |  | Other Miscellaneous Tax Revenues                |  | County Library Taxes .02                        | 25,919.69    |
| Planning, Housing & Development 11,080.00      |  | State Aid Revenues 107,171.27                   |  | Local Municipal Purpose Taxes .61               | 663,666.87   |
| Human Resources                                |  | Federal Aid Revenues                            |  | Veteran & Senior Citizen Taxes .05              | 56,540.00    |
| Elections 1,800.00                             |  | Sale of Acquired Property                       |  | Total Taxes for Rate Computation 3.40           | 3,695,769.88 |
| General Administration (other) 122,160.00      |  | Other Miscellaneous Revenues 80,284.61          |  | Special District Taxes                          |              |
| <b>JUDICIARY</b>                               |  | 1969 Revenues Total 4,134,909.30                |  | Bank Stock Taxes                                | 1,940.25     |
| Municipal Courts 4,975.00                      |  | Prior Years Surplus Appropriated 270,000.00     |  | Added and Omitted Taxes                         | 69,090.40    |
| <b>PUBLIC SAFETY</b>                           |  | REVENUES TOTAL 4,404,909.30                     |  | Total Taxes Levied - ABSTRACT                   | 3,710,260.53 |
| Fire Protection 38,000.00                      |  |   |  | <b>TOTAL TAXES BILLED</b>                       | 3,713,558.96 |
| Police Protection 190,360.00                   |  |   |  | 1969 TAXES COLLECTED                            | 3,603,988.08 |
| Civil Defense & Disaster Control 200.00        |  |   |  | 1969 Taxes Cancelled, Abated or Adjusted        | 5,288.55     |
| Environmental Inspection & Control 7,100.00    |  |   |  | Transfer to Tax Title Liens or Foreclosed       | 3,793.45     |
| Other Public Safety                            |  |   |  | Balance Outstanding Dec. 31, 1969               | 100,488.88   |
| <b>PUBLIC WORKS</b>                            |  |   |  | <b>PRIOR YEARS TAXES OUTSTANDING</b>            |              |
| Streets and Drainage 271,991.00                |  |   |  | Balance January 1, 1969                         | 128,469.90   |
| Sewers and Sewage Processing 30,000.00         |  |   |  | Collected in 1969                               | 116,638.32   |
| Garbage and Trash Disposal                     |  |   |  | Cancelled, Abated or Adjusted (1969)            | 8,791.86     |
| Public Buildings and Grounds 42,346.00         |  |   |  | Transfers to Tax Title Liens or Foreclosed      | 179.81       |
| Other Public Works                             |  |   |  | Balance December 31, 1969                       | 2,859.91     |
| <b>HEALTH and WELFARE</b>                      |  |   |  | <b>TAX TITLE LIENS OUTSTANDING</b>              |              |
| Health Services Except Environmental 13,175.00 |  |   |  | Balance January 1, 1969                         | 23,156.39    |
| Welfare-Public Assistance 750.00               |  |   |  | Transfers From Taxes                            | 3,973.26     |
| Hospitals, Clinics, First Aid                  |  |   |  | Redeemed in 1969                                | 1,091.27     |
| Animal, Insect, & Rodent Control               |  |   |  | Cancelled, Abated or Adjusted (1969)            |              |
| Other Welfare Services                         |  |   |  | Transfers to Foreclosed Property                |              |
| <b>RECREATION and CONSERVATION</b>             |  |   |  | Balance December 31, 1969                       | 26,038.38    |
| Beaches and Boardwalks                         |  |   |  | <b>PROPERTY ACQUIRED BY DEED OR FORECLOSURE</b> |              |
| Parks, Playgrounds, Shade Trees 1,500.00       |  |   |  | Balance January 1, 1969                         | 100.00       |
| Land Reclamation & Conservation                |  |   |  | Transfers From Taxes or Liens                   |              |
| Other Recreational Services 11,800.00          |  |   |  | Sale for Cash (1969)                            |              |
| <b>EDUCATION (excluding schools)</b>           |  |   |  | Cancelled, Abated or Adjusted (1969)            |              |
| Libraries 27,000.00                            |  |   |  | Balance December 31, 1969                       | 100.00       |
| Other Educational Services                     |  |   |  | <b>CURRENT FINANCES DECEMBER 31, 1969</b>       |              |
| <b>STATUTORY EXPENDITURES</b>                  |  |   |  | <b>ASSETS</b>                                   |              |
| Pensions & F.I.C.A. 49,039.00                  |  |   |  | Cash Dec. 31, 1969                              | 598,711.06   |
| Employee Fringe Benefits 5,000.00              |  |   |  | Taxes Receivable                                | 103,348.79   |
| Other Statutory Expenditures                   |  |   |  | Tax Title Liens                                 | 26,038.38    |
| <b>MUNICIPAL FUNCTIONS</b>                     |  |   |  | Foreclosed Property                             | 100.00       |
| <b>CAPITAL IMPROVEMENTS</b>                    |  |   |  | Emergencies & Other Deferred Charges            | 54,050.00    |
| <b>DEBT SERVICE</b>                            |  |   |  | State Aid Receivable                            | 144,272.00   |
| Principal Payments 10,000.00                   |  |   |  | Other Receivables                               |              |
| Interest Payments                              |  |   |  | Total   | 926,520.23   |
| <b>DEFERRED CHARGES</b>                        |  |   |  | <b>LIABILITIES</b>                              |              |
| 8,000.00                                       |  |   |  | Cash Liabilities                                | 331,456.62   |
| <b>SCHOOL, COUNTY, SPECIAL DISTRICT TAXES</b>  |  |   |  | Reserves for Receivables                        | 129,487.17   |
| 2,975,563.01                                   |  |   |  | Surplus Dec. 31, 1969                           | 465,576.44   |
| <b>RESERVE FOR UNCOLLECTED TAXES</b>           |  |   |  | Total   | 926,520.23   |
| 349,239.39                                     |  |   |  |   |              |
| <b>EXPENDITURES</b>                            |  |   |  |   |              |
| TOTAL 4,406,728.40                             |  |   |  |   |              |

18C3  
Population 1960 5,515  
Population 1969 6,840  
Moody Rating  
Land Area 13.10 Sq. Miles

BERNARDSVILLE BORO - SOMERSET COUNTY  
Net Valuation Taxable 31,418,860  
State Equalized Value 84,345,932 General Tax Rate Per \$100. 7.01  
Net Valuation on Which County Taxes  
are apportioned: 83,628,357 State Equalized  
State Equalization Ratio .3725 General Tax Rate: 2.61

PER CAPITA:  
Gross Debt 513.96  
Net Debt 66.50  
Debt Service  
Total Tax Levy 318.70  
Municipal Expenditures 137.76

PER CENT:  
Gross Debt 4.59  
Net Debt .59  
Tax Levy Collected 94.98  
Tax Levy Cancelled, Abated  
or Adjusted .08

| 1969 EXPENDITURES                      |              | 1969 REVENUES                   |  | 1969 PROPERTY TAX                          |  |
|--|--------------|---------------------------------|--|--|--|
| GENERAL GOVERNMENT                     |              | 1969 — Property Taxes Collected |  | STATE EQUALIZED TAX RATE                   |  |
| Governing Body & Public Boards         |              | 2,072,918.36                    |  | 1.62                                       |  |
| Municipal Clerk                        |              | 2,690.18                        |  | Local District School Taxes                |  |
| Financial Administration               | 23,300.00    | 81,510.08                       |  | Regional & Consolidated School Tax         |  |
| Assessment of Taxes                    | 5,789.24     | 50,911.00                       |  | School Taxes in Municipal Budget           |  |
| Collection of Taxes                    | 7,657.81     | 97,899.70                       |  | County Taxes                               |  |
| Planning, Housing & Development        | 5,380.00     | 31,592.21                       |  | County Library Taxes                       |  |
| Human Resources                        |              | 51,494.00                       |  | Local Municipal Purpose Taxes              |  |
| Elections                              |              | 2,389,015.53                    |  | Veteran & Senior Citizen Taxes             |  |
| General Administration (other)         | 60,405.00    | 160,000.00                      |  | Total Taxes for Rate Computation           |  |
| JUDICIARY                              |              | 2,549,015.53                    |  | Special District Taxes                     |  |
| Municipal Courts                       | 4,877.95     | 10,060.92                       |  | Bank Stock Taxes                           |  |
| PUBLIC SAFETY                          |              | 2,179,885.67                    |  | Added and Omitted Taxes                    |  |
| Fire Protection                        | 21,500.00    | 2,182,504.52                    |  | Total Taxes Levied - ABSTRACT              |  |
| Police Protection                      | 164,100.00   | 2,072,918.36                    |  | TOTAL TAXES BILLED                         |  |
| Civil Defense & Disaster Control       | 500.00       | 1,714.59                        |  | 1969 Taxes Cancelled, Abated or Adjusted   |  |
| Environmental Inspection & Control     | 5,060.00     | 1,882.48                        |  | Transfer to Tax Title Liens or Foreclosed  |  |
| Other Public Safety                    |              | 105,989.09                      |  | Balance Outstanding Dec. 31, 1969          |  |
| PUBLIC WORKS                           |              | 109,973.83                      |  | PRIOR YEARS TAXES OUTSTANDING              |  |
| Streets and Drainage                   | 88,459.00    | 81,510.08                       |  | Balance January 1, 1969                    |  |
| Sewers and Sewage Processing           | 29,250.00    | 28,463.75                       |  | Collected in 1969                          |  |
| Garbage and Trash Disposal             | 22,000.00    | 12,379.07                       |  | Cancelled, Abated or Adjusted (1969)       |  |
| Public Buildings and Grounds           | 16,815.00    | 1,882.48                        |  | Transfers to Tax Title Liens or Foreclosed |  |
| Other Public Works                     |              | 14,261.55                       |  | Balance December 31, 1969                  |  |
| HEALTH and WELFARE                     |              | 12,379.07                       |  | TAX TITLE LIENS OUTSTANDING                |  |
| Health Services Except Environmental   | 18,850.00    | 1,882.48                        |  | Balance January 1, 1969                    |  |
| Welfare-Public Assistance              | 1,300.00     | 1,882.48                        |  | Transfers From Taxes                       |  |
| Hospitals, Clinics, First Aid          |              | 14,261.55                       |  | Redeemed in 1969                           |  |
| Animal, Insect, & Rodent Control       |              | 3,351,000.00                    |  | Cancelled, Abated or Adjusted (1969)       |  |
| Other Welfare Services                 |              | 3,351,000.00                    |  | Transfers to Foreclosed Property           |  |
| RECREATION and CONSERVATION            |              | 3,351,000.00                    |  | Balance December 31, 1969                  |  |
| Beaches and Boardwalks                 | 750.00       | 76,515,816.67                   |  | PROPERTY ACQUIRED BY DEED OR               |  |
| Parks, Playgrounds, Shade Trees        | 750.00       | 201,670.25                      |  | FORECLOSURE                                |  |
| Land Reclamation & Conservation        | 16,475.00    | 91,699.82                       |  | Balance January 1, 1969                    |  |
| Other Recreational Services            |              | 4,680.72                        |  | Transfers From Taxes or Liens              |  |
| EDUCATION (excluding schools)          |              | 40,027.44                       |  | Sale for Cash (1969)                       |  |
| Libraries                              | 26,000.00    | 64,873.99                       |  | Cancelled, Abated or Adjusted (1969)       |  |
| Other Educational Services             | 1,000.00     | 88,266.73                       |  | Balance December 31, 1969                  |  |
| STATUTORY EXPENDITURES                 |              | 581,391.99                      |  | CURRENT FINANCES DECEMBER 31, 1969         |  |
| Pensions & F.I.C.A.                    | 36,553.00    | 189,695.01                      |  | ASSETS                                     |  |
| Employee Fringe Benefits               | 9,000.00     | 148,714.39                      |  | Cash Dec. 31, 1969                         |  |
| Other Statutory Expenditures           |              | 242,982.59                      |  | Taxes Receivable                           |  |
| MUNICIPAL FUNCTIONS                    |              | 581,391.99                      |  | Tax Title Liens                            |  |
| CAPITAL IMPROVEMENTS                   |              |                                 |  | Foreclosed Property                        |  |
| DEBT SERVICE                           |              |                                 |  | Emergencies & Other Deferred Charges       |  |
| Principal Payments                     |              |                                 |  | State Aid Receivable                       |  |
| Interest Payments                      |              |                                 |  | Other Receivables                          |  |
| DEFERRED CHARGES                       |              |                                 |  | Total                                      |  |
| SCHOOL, COUNTY, SPECIAL DISTRICT TAXES |              |                                 |  | LIABILITIES                                |  |
| RESERVE FOR UNCOLLECTED TAXES          |              |                                 |  | Cash Liabilities                           |  |
| EXPENDITURES                           |              |                                 |  | Reserves for Receivables                   |  |
| TOTAL                                  | 2,714,861.75 |                                 |  | Surplus Dec. 31, 1969                      |  |
|  |              |                                 |  | Total                                      |  |

|                           |   |                                  |                               |   |
|---------------------------|---|----------------------------------|-------------------------------|---|
| 1002                      | BETHLEHEM TWP   | - HUNTERDON COUNTY               | PER CAPITA:                   | PER CENT:                                   |
| Population 1960 1,090     | Net Valuation Taxable 10,198,300                                |                                  | Gross Debt 305.84             | Gross Debt 3.03                             |
| Population 1969 1,260     | State Equalized Value 14,193,876                                | General Tax Rate Per \$100. 3.47 | Net Debt                      | Net Debt                                    |
|                           | Net Valuation on Which County Taxes are apportioned: 13,156,595 | State Equalized                  | Debt Service .16              | Tax Levy Collected 83.89                    |
| Moody Rating              | State Equalization Ratio .7185                                  | General Tax Rate: 2.49           | Total Tax Levy 277.87         | Tax Levy Cancelled, Abated or Adjusted 3.41 |
| Land Area 21.38 Sq. Miles |   |                                  | Municipal Expenditures 141.40 |   |

| 1969 EXPENDITURES                             |            | 1969 REVENUES   |               | 1969 PROPERTY TAX                               |                 |
|---|------------|---|---------------|---|-----------------|
| <b>GENERAL GOVERNMENT</b>                     |            | 1969 — Property Taxes Collected                           |               | <b>STATE EQUALIZED TAX RATE</b>                 |                 |
| Governing Body & Public Boards                |            |   | 294,221.45    | Local District School Taxes                     | .97 137,775.25  |
| Municipal Clerk                               |            | 1969 Payments in Lieu of Taxes                            |               | Regional & Consolidated School Tax              | .81 114,481.76  |
| Financial Administration                      | 3,867.80   | Delinquent Tax & Lien Collections                         | 48,531.33     | School Taxes in Municipal Budget                |                 |
| Assessment of Taxes                           | 3,326.74   | Business Personalty Replacement Taxes                     | 11,949.00     | County Taxes                                    | .44 61,901.91   |
| Collection of Taxes                           | 2,625.33   | Taxes from Public Utilities                               | 34,573.48     | County Library Taxes                            | .02 2,233.72    |
| Planning, Housing & Development               | 5,515.36   | Other Miscellaneous Tax Revenues                          |               | Local Municipal Purpose Taxes                   | .21 29,262.62   |
| Human Resources                               |            | State Aid Revenues  | 17,917.20     | Veteran & Senior Citizen Taxes                  | .05 7,580.00    |
| Elections                                     | 297.67     | Federal Aid Revenues                                      |               | Total Taxes for Rate Computation                | 2.50 353,235.26 |
| General Administration (other)                | 16,258.02  | Sale of Acquired Property                                 | 6,963.73      | Special District Taxes                          |                 |
| <b>JUDICIARY</b>                              |            | Other Miscellaneous Revenues                              | 15,232.16     | Bank Stock Taxes                                |                 |
| Municipal Courts                              | 1,602.26   | 1969 Revenues   | 429,388.35    | Added and Omitted Taxes                         | 4,459.50        |
| <b>PUBLIC SAFETY</b>                          |            | Prior Years Surplus Appropriated                          | 40,000.00     | Total Taxes Levied - ABSTRACT                   | 350,114.76      |
| Fire Protection                               | 1,600.00   | REVENUES  | 469,388.35    | <b>TOTAL TAXES BILLED</b>                       | 350,710.82      |
| Police Protection                             | 2,243.59   |   |               | 1969 TAXES COLLECTED                            | 294,221.45      |
| Civil Defense & Disaster Control              | 100.00     | <b>1969 REAL PROPERTY VALUATIONS</b>                      |               | 1969 Taxes Cancelled, Abated or Adjusted        | 11,968.00       |
| Environmental Inspection & Control            | 517.19     | Code Class # of Parcels %VAL'N ASSESSED VALUATION         |               | Transfer to Tax Title Liens or Foreclosed       | 1,168.35        |
| Other Public Safety                           |            | 1 Vacant Land 307 13.74                                   | 1,381,725.00  | Balance Outstanding Dec. 31, 1969               | 43,353.02       |
| <b>PUBLIC WORKS</b>                           |            | 2 Residential 360 51.91                                   | 5,221,520.00  | <b>PRIOR YEARS TAXES OUTSTANDING</b>            |                 |
| Streets and Drainage                          | 45,856.07  | 3 Farm 169 21.04  | 2,116,448.00  | Balance January 1, 1969                         | 71,309.24       |
| Sewers and Sewage Processing                  |            | 4a Commercial 20 10.97                                    | 1,103,070.00  | Collected in 1969                               | 43,373.31       |
| Garbage and Trash Disposal                    |            | 4b Industrial 2 2.35                                      | 236,525.00    | Cancelled, Abated or Adjusted (1969)            | 16,199.65       |
| Public Buildings and Grounds                  | 2,450.00   | 4c Apartments   |               | Transfers to Tax Title Liens or Foreclosed      | 967.12          |
| Other Public Works                            |            | Total 858 100.01  | 10,059,288.00 | Balance December 31, 1969                       | 10,769.16       |
| <b>HEALTH and WELFARE</b>                     |            | <b>CAPITAL DEBT AUTHORIZED, DECEMBER 31, 1969</b>         |               | <b>TAX TITLE LIENS OUTSTANDING</b>              |                 |
| Health Services Except Environmental          | 284.51     | ISSUED AND UNISSUED                                       |               | Balance January 1, 1969                         | 6,215.88        |
| Welfare-Public Assistance                     | 503.35     | School  | 385,355       | Transfers From Taxes                            | 2,265.52        |
| Hospitals, Clinics, First Aid                 |            | Self-liquidating  |               | Redeemed in 1969                                | 5,167.58        |
| Animal, Insect, & Rodent Control              |            | Other   |               | Cancelled, Abated or Adjusted (1969)            | 11.20           |
| Other Welfare Services                        |            | Total   | 385,355       | Transfers to Foreclosed Property                |                 |
| <b>RECREATION and CONSERVATION</b>            |            | <b>ISSUED AND OUTSTANDING</b>                             |               | Balance December 31, 1969                       | 3,302.62        |
| Beaches and Boardwalks                        |            | School  | 172,484.27    | <b>PROPERTY ACQUIRED BY DEED OR FORECLOSURE</b> |                 |
| Parks, Playgrounds, Shade Trees               |            | Self-Liquidating  |               | Balance January 1, 1969                         |                 |
| Land Reclamation & Conservation               |            | Other   |               | Transfers From Taxes or Liens                   |                 |
| Other Recreational Services                   |            | Total   | 172,484.27    | Sale for Cash (1969)                            |                 |
| <b>EDUCATION (excluding schools)</b>          |            | <b>EQUALIZED VALUATION BASIS FOR NET DEBT COMPUTATION</b> | 12,705,995.67 | Cancelled, Abated or Adjusted (1969)            |                 |
| Libraries                                     |            | 1969 CAPITAL OUTLAY                                       | 12,093.58     | Balance December 31, 1969                       |                 |
| Other Educational Services                    |            | Beaches and Boardwalks                                    |               | <b>CURRENT FINANCES DECEMBER 31, 1969</b>       |                 |
| <b>STATUTORY EXPENDITURES</b>                 |            | Parks and Playgrounds                                     |               | <b>ASSETS</b>                                   |                 |
| Pensions & F.I.C.A.                           | 3,312.12   | Public Buildings and Grounds                              | 893.58        | Cash Dec. 31, 1969                              | 211,270.49      |
| Employee Fringe Benefits                      |            | Vehicular Equipment                                       |               | Taxes Receivable                                | 54,122.18       |
| Other Statutory Expenditures                  |            | Streets, Roads, Sidewalks, Storm Sewers                   | 11,200.00     | Tax Title Liens                                 | 3,302.62        |
| <b>MUNICIPAL FUNCTIONS</b>                    |            | Sewer System  |               | Foreclosed Property                             |                 |
| <b>CAPITAL IMPROVEMENTS</b>                   |            | Water Service   |               | Emergencies & Other Deferred Charges            | 4.45            |
| <b>DEBT SERVICE</b>                           |            | Other Utilities   |               | State Aid Receivable                            | 18,579.00       |
| Principal Payments                            |            | Hospitals and Clinics                                     |               | Other Receivables                               | 723.49          |
| Interest Payments                             | 200.00     | Garbage and Trash Disposal Facilities                     |               | Total   | 288,002.23      |
| <b>DEFERRED CHARGES</b>                       |            | Health Equipment  |               | <b>LIABILITIES</b>                              |                 |
| <b>SCHOOL, COUNTY, SPECIAL DISTRICT TAXES</b> |            | Library and Education Facilities                          |               | Cash Liabilities                                | 152,847.13      |
| <b>RESERVE FOR UNCOLLECTED TAXES</b>          |            | Conservation and Recreation                               |               | Reserves for Receivables                        | 58,148.29       |
|   | 64,806.82  | Other Expenditures  |               | Surplus Dec. 31, 1969                           | 77,006.81       |
| <b>EXPENDITURES</b>                           |            |   |               | Total   | 288,002.23      |
| <b>TOTAL</b>                                  | 494,558.97 |   |               |   |                 |

0302  
Population 1960 3,400  
Population 1969 3,740  
  
Moody Rating  
Land Area .54 Sq. Miles

BEVERLY CITY - BURLINGTON COUNTY  
Net Valuation Taxable 10,046,579  
State Equalized Value 11,176,525  
Net Valuation on Which County Taxes  
are apportioned: 11,293,846  
State Equalization Ratio .8989  
  
General Tax Rate Per \$100. 4.16  
  
State Equalized  
General Tax Rate: 3.73

PER CAPITA:  
Gross Debt 68.40  
Net Debt 1.55  
Debt Service 6.69  
Total Tax Levy 107.21  
Municipal Expenditures 64.64

PER CENT:  
Gross Debt 2.42  
Net Debt .05  
Tax Levy Collected 87.86  
Tax Levy Cancelled, Abated  
or Adjusted .03

| 1969 EXPENDITURES                      |                   | 1969 REVENUES                          |                   | 1969 PROPERTY TAX                          |                   |
|--|-------------------|--|-------------------|--|-------------------|
| <b>GENERAL GOVERNMENT</b>              |                   | 1969 — Property Taxes Collected        |                   | <b>STATE EQUALIZED TAX RATE</b>            |                   |
| Governing Body & Public Boards         |                   |  | 350,083.54        | Local District School Taxes                | 2.11 235,430.50   |
| Municipal Clerk                        |                   | 1969 Payments in Lieu of Taxes         | 15,473.23         | Regional & Consolidated School Tax         |                   |
| Financial Administration               | 2,900.00          | Delinquent Tax & Lien Collections      | 51,000.76         | School Taxes in Municipal Budget           | .07 7,800.50      |
| Assessment of Taxes                    | 1,600.00          | Business Personality Replacement Taxes | 17,257.00         | County Taxes                               | .58 65,236.68     |
| Collection of Taxes                    | 4,200.00          | Taxes from Public Utilities            | 35,874.80         | County Library Taxes                       | .03 2,894.25      |
| Planning, Housing & Development        | 700.00            | Other Miscellaneous Tax Revenues       |                   | Local Municipal Purpose Taxes              | .78 86,681.51     |
| Human Resources                        |                   | State Aid Revenues                     | 26,985.29         | Veteran & Senior Citizen Taxes             | .17 19,260.00     |
| Elections                              |                   | Federal Aid Revenues                   |                   | Total Taxes for Rate Computation           | 3.74 417,303.44   |
| General Administration (other)         | 14,190.81         | Sale of Acquired Property              |                   | Special District Taxes                     |                   |
| <b>JUDICIARY</b>                       |                   | Other Miscellaneous Revenues           | 40,507.96         | Bank Stock Taxes                           | 2,511.99          |
| Municipal Courts                       | 1,650.00          | 1969 Revenues                          | 537,182.58        | Added and Omitted Taxes                    | 403.11            |
| <b>PUBLIC SAFETY</b>                   |                   | Prior Years Surplus Appropriated       | 9,000.00          | Total Taxes Levied - ABSTRACT              | 400,958.54        |
| Fire Protection                        | 7,425.00          | <b>REVENUES</b>                        | <b>546,182.58</b> | <b>TOTAL TAXES BILLED</b>                  | <b>398,446.55</b> |
| Police Protection                      | 47,590.00         |  |                   | <b>1969 TAXES COLLECTED</b>                | <b>350,083.54</b> |
| Civil Defense & Disaster Control       | 970.00            |  |                   | 1969 Taxes Cancelled, Abated or Adjusted   | 112.32            |
| Environmental Inspection & Control     | 248.00            |  |                   | Transfer to Tax Title Liens or Foreclosed  | 877.52            |
| Other Public Safety                    |                   |  |                   | Balance Outstanding Dec. 31, 1969          | 47,373.17         |
| <b>PUBLIC WORKS</b>                    |                   |  |                   | <b>PRIOR YEARS TAXES OUTSTANDING</b>       |                   |
| Streets and Drainage                   | 32,748.01         |  |                   | Balance January 1, 1969                    | 83,088.62         |
| Sewers and Sewage Processing           |                   |  |                   | Collected in 1969                          | 48,125.89         |
| Garbage and Trash Disposal             | 2,550.00          |  |                   | Cancelled, Abated or Adjusted (1969)       | 20,768.18         |
| Public Buildings and Grounds           | 5,918.48          |  |                   | Transfers to Tax Title Liens or Foreclosed |                   |
| Other Public Works                     |                   |  |                   | Balance December 31, 1969                  | 14,194.55         |
| <b>HEALTH and WELFARE</b>              |                   |  |                   | <b>TAX TITLE LIENS OUTSTANDING</b>         |                   |
| Health Services Except Environmental   | 4,976.47          |  |                   | Balance January 1, 1969                    | 6,733.85          |
| Welfare-Public Assistance              | 1,350.00          |  |                   | Transfers From Taxes                       | 877.52            |
| Hospitals, Clinics, First Aid          |                   |  |                   | Redeemed in 1969                           | 2,874.87          |
| Animal, Insect, & Rodent Control       |                   |  |                   | Cancelled, Abated or Adjusted (1969)       |                   |
| Other Welfare Services                 |                   |  |                   | Transfers to Foreclosed Property           |                   |
| <b>RECREATION and CONSERVATION</b>     |                   |  |                   | Balance December 31, 1969                  | 4,736.50          |
| Beaches and Boardwalks                 |                   |  |                   | <b>PROPERTY ACQUIRED BY DEED OR</b>        |                   |
| Parks, Playgrounds, Shade Trees        | 3,800.00          |  |                   | <b>FORECLOSURE</b>                         |                   |
| Land Reclamation & Conservation        |                   |  |                   | Balance January 1, 1969                    | 5,960.00          |
| Other Recreational Services            | 700.00            |  |                   | Transfers From Taxes or Liens              |                   |
| <b>EDUCATION (excluding schools)</b>   |                   |  |                   | Sale for Cash (1969)                       |                   |
| Libraries                              | 550.00            |  |                   | Cancelled, Abated or Adjusted (1969)       |                   |
| Other Educational Services             |                   |  |                   | Balance December 31, 1969                  | 5,960.00          |
| <b>STATUTORY EXPENDITURES</b>          |                   |  |                   | <b>CURRENT FINANCES DECEMBER 31, 1969</b>  |                   |
| Pensions & F.I.C.A.                    | 8,300.49          |  |                   | <b>ASSETS</b>                              |                   |
| Employee Fringe Benefits               | 3,684.00          |  |                   | Cash Dec. 31, 1969                         | 88,753.31         |
| Other Statutory Expenditures           |                   |  |                   | Taxes Receivable                           | 61,567.72         |
| <b>MUNICIPAL FUNCTIONS</b>             |                   |  |                   | Tax Title Liens                            | 4,736.50          |
| <b>CAPITAL IMPROVEMENTS</b>            |                   |  |                   | Foreclosed Property                        | 5,960.00          |
| <b>DEBT SERVICE</b>                    |                   |  |                   | Emergencies & Other Deferred Charges       | 10,293.54         |
| Principal Payments                     | 15,000.00         |  |                   | State Aid Receivable                       |                   |
| Interest Payments                      | 10,030.00         |  |                   | Other Receivables                          |                   |
| <b>TYPE I SCHL DEBT *MEMO</b>          |                   |  |                   | <b>LIABILITIES</b>                         |                   |
| <b>DEFERRED CHARGES</b>                |                   |  |                   | Cash Liabilities                           | 23,360.64         |
| SCHOOL, COUNTY, SPECIAL DISTRICT TAXES | 311,361.93        |  |                   | Reserves for Receivables                   | 72,264.22         |
| RESERVE FOR UNCOLLECTED TAXES          | 52,400.00         |  |                   | Surplus Dec. 31, 1969                      | 75,686.21         |
| <b>EXPENDITURES</b>                    |                   |  |                   | <b>Total</b>                               | <b>171,311.07</b> |
| <b>TOTAL</b>                           | <b>553,099.94</b> |  |                   |  |                   |

\* ABOVE DEBT SERVICE INCLUDES TYPE I SCHOOL DEBT

2104  
Population 1960 1,797  
Population 1969 2,070  
  
Moody Rating  
Land Area 30.70 Sq. Miles

BLAIRSTOWN TWP - WARREN COUNTY  
Net Valuation Taxable 14,128,562  
State Equalized Value 21,619,834  
Net Valuation on Which County Taxes are apportioned: 25,635,943  
State Equalization Ratio .6535  
General Tax Rate Per \$100. 1.39  
State Equalized General Tax Rate: .90

PER CAPITA:  
Gross Debt 581.83  
Net Debt  
Debt Service  
Total Tax Levy 93.22  
Municipal Expenditures 683.03

PER CENT:  
Gross Debt 6.05  
Net Debt  
Tax Levy Collected 87.28  
Tax Levy Cancelled, Abated or Adjusted .30

| 1969 EXPENDITURES                      |              | 1969 REVENUES                              |                    | 1969 PROPERTY TAX                               |                |
|--|--------------|--|--------------------|---|----------------|
| <b>GENERAL GOVERNMENT</b>              |              | 1969 — Property Taxes Collected 164,816.94 |                    | <b>STATE EQUALIZED TAX RATE</b>                 |                |
| Governing Body & Public Boards         |              | 1969 Payments in Lieu of Taxes             |                    | Local District School Taxes                     |                |
| Municipal Clerk                        |              | Delinquent Tax & Lien Collections          | 13,684.40          | Regional & Consolidated School Tax              |                |
| Financial Administration               | 5,000.00     | Business Personalty Replacement Taxes      | 24,592.00          | School Taxes in Municipal Budget                |                |
| Assessment of Taxes                    | 21,200.00    | Taxes from Public Utilities                | 1,207,130.07       | County Taxes                                    | .85 184,523.05 |
| Collection of Taxes                    | 4,300.00     | Other Miscellaneous Tax Revenues           |                    | County Library Taxes                            | .02 5,200.77   |
| Planning, Housing & Development        | 25,900.00    | State Aid Revenues                         | 8,343.00           | Local Municipal Purpose Taxes                   |                |
| Human Resources                        |              | Federal Aid Revenues                       |                    | Veteran & Senior Citizen Taxes                  | .03 5,900.00   |
| Elections                              |              | Sale of Acquired Property                  |                    | Total Taxes for Rate Computation                | .90 195,623.82 |
| General Administration (other)         | 14,500.00    | Other Miscellaneous Revenues               | 46,230.79          | Special District Taxes                          |                |
| <b>JUDICIARY</b>                       |              | 1969 Revenues                              | Total 1,464,797.20 | Bank Stock Taxes                                | 1,417.50       |
| Municipal Courts                       | 1,800.00     | Prior Years Surplys Appropriated           | 66,855.00          | Added and Omitted Taxes                         | 1,825.55       |
| <b>PUBLIC SAFETY</b>                   |              | REVENUES                                   | TOTAL 1,531,652.20 | Total Taxes Levied - ABSTRACT                   | 192,966.87     |
| Fire Protection                        | 13,000.00    |  |                    | <b>TOTAL TAXES BILLED</b>                       | 188,829.82     |
| Police Protection                      | 15,000.00    |  |                    | 1969 TAXES COLLECTED                            | 164,816.94     |
| Civil Defense & Disaster Control       | 1,150.00     |  |                    | 1969 Taxes Cancelled, Abated or Adjusted        | 562.68         |
| Environmental Inspection & Control     | 1,350.00     |  |                    | Transfer to Tax Title Liens or Foreclosed       |                |
| Other Public Safety                    |              |  |                    | Balance Outstanding Dec. 31, 1969               | 23,450.20      |
| <b>PUBLIC WORKS</b>                    |              |  |                    | <b>PRIOR YEARS TAXES OUTSTANDING</b>            |                |
| Streets and Drainage                   | 146,500.00   |  |                    | Balance January 1, 1969                         | 17,636.46      |
| Sewers and Sewage Processing           | 3,300.00     |  |                    | Collected in 1969                               | 13,684.40      |
| Garbage and Trash Disposal             | 3,400.00     |  |                    | Cancelled, Abated or Adjusted (1969)            | 146.26         |
| Public Buildings and Grounds           | 4,000.00     |  |                    | Transfers to Tax Title Liens or Foreclosed      |                |
| Other Public Works                     |              |  |                    | Balance December 31, 1969                       | 3,805.80       |
| <b>HEALTH and WELFARE</b>              |              |  |                    | <b>TAX TITLE LIENS OUTSTANDING</b>              |                |
| Health Services Except Environmental   | 1,700.00     |  |                    | Balance January 1, 1969                         | 1,040.79       |
| Welfare-Public Assistance              | 500.00       |  |                    | Transfers From Taxes                            |                |
| Hospitals, Clinics, First Aid          | 250.00       |  |                    | Redeemed in 1969                                |                |
| Animal, Insect, & Rodent Control       | 100.00       |  |                    | Cancelled, Abated or Adjusted (1969)            |                |
| Other Welfare Services                 |              |  |                    | Transfers to Foreclosed Property                |                |
| <b>RECREATION and CONSERVATION</b>     |              |  |                    | Balance December 31, 1969                       | 1,040.79       |
| Beaches and Boardwalks                 |              |  |                    | <b>PROPERTY ACQUIRED BY DEED OR FORECLOSURE</b> |                |
| Parks, Playgrounds, Shade Trees        |              |  |                    | Balance January 1, 1969                         |                |
| Land Reclamation & Conservation        |              |  |                    | Transfers From Taxes or Liens                   |                |
| Other Recreational Services            | 8,200.00     |  |                    | Sale for Cash (1969)                            |                |
| <b>EDUCATION (excluding schools)</b>   |              |  |                    | Cancelled, Abated or Adjusted (1969)            |                |
| Libraries                              | 1,500.00     |  |                    | Balance December 31, 1969                       |                |
| Other Educational Services             | 340,000.00   |  |                    | <b>CURRENT FINANCES DECEMBER 31, 1969</b>       |                |
| <b>STATUTORY EXPENDITURES</b>          |              |  |                    | ASSETS  |                |
| Pensions & F.I.C.A.                    | 5,500.00     |  |                    | Cash Dec. 31, 1969                              | 2,734,727.80   |
| Employee Fringe Benefits               | 5,000.00     |  |                    | Taxes Receivable                                | 27,256.00      |
| Other Statutory Expenditures           |              |  |                    | Tax Title Liens                                 | 1,040.79       |
| <b>MUNICIPAL FUNCTIONS</b>             |              |  |                    | Foreclosed Property                             |                |
| CAPITAL IMPROVEMENTS                   | 623,150.00   |  |                    | Emergencies & Other Deferred Charges            | 30,848.96      |
| DEBT SERVICE                           | 702,000.00   |  |                    | State Aid Receivable                            | 102,833.00     |
| Principal Payments                     |              |  |                    | Other Receivables                               | 713.90         |
| Interest Payments                      |              |  |                    | Total   | 2,897,420.45   |
| <b>DEFERRED CHARGES</b>                |              |  |                    | LIABILITIES                                     |                |
| SCHOOL, COUNTY, SPECIAL DISTRICT TAXES | 80,200.00    |  |                    | Cash Liabilities                                | 1,274,699.92   |
| RESERVE FOR UNCOLLECTED TAXES          | 189,723.82   |  |                    | Reserves for Receivables                        | 29,010.69      |
|  | 8,520.00     |  |                    | Surplus Dec. 31, 1969                           | 1,593,709.84   |
| <b>EXPENDITURES</b>                    |              |  |                    | Total   | 2,897,420.45   |
| TOTAL                                  | 1,603,593.82 |  |                    |   |                |

| C702            |                | BLOOMFIELD TOWN                     |             | - ESSEX                     |      | COUNTY |  | PER CAPITA:            |        | PER CENT:                  |       |
|-----------------|----------------|-------------------------------------|-------------|-----------------------------|------|--------|--|------------------------|--------|----------------------------|-------|
| Population 1960 | 51,867         | Net Valuation Taxable               | 284,459,800 |                             |      |        |  | Gross Debt             | 184.75 | Gross Debt                 | 3.00  |
| Population 1969 | 54,980         | State Equalized Value               | 346,733,057 | General Tax Rate Per \$100. | 5.08 |        |  | Net Debt               | 90.72  | Net Debt                   | 1.47  |
|                 |                | Net Valuation on Which County Taxes |             |                             |      |        |  | Debt Service           | 15.01  | Tax Levy Collected         | 96.94 |
| Moody Rating    | AA             | are apportioned:                    | 369,725,856 | State Equalized             |      |        |  | Total Tax Levy         | 259.98 | Tax Levy Cancelled, Abated |       |
| Land Area       | 5.40 Sq. Miles | State Equalization Ratio            | .8204       | General Tax Rate:           | 4.16 |        |  | Municipal Expenditures | 137.47 | or Adjusted                | .37   |

| 1969 EXPENDITURES                      |               | 1969 REVENUES                              |  | 1969 PROPERTY TAX                          |  |
|--|---------------|--|--|--|--|
| GENERAL GOVERNMENT                     |               | 1969 — Property Taxes Collected            |  | STATE EQUALIZED TAX RATE                   |  |
| Governing Body & Public Boards         |               | 13,856,794.57                              |  | Local District School Taxes                |  |
| Municipal Clerk                        | 84,914.00     | 1969 Payments in Lieu of Taxes             |  | 1.68                                       |  |
| Financial Administration               | 42,718.00     | 321,116.79                                 |  | Regional & Consolidated School Tax         |  |
| Assessment of Taxes                    | 160,447.00    | Delinquent Tax & Lien Collections          |  | .14  |  |
| Collection of Taxes                    | 43,720.00     | 660,298.00                                 |  | School Taxes in Municipal Budget           |  |
| Planning, Housing & Development        | 27,676.00     | Taxes from Public Utilities                |  | 1.21                                       |  |
| Human Resources                        | 1,200.00      | 563,021.92                                 |  | County Taxes                               |  |
| Elections                              |               | Other Miscellaneous Tax Revenues           |  | County Library Taxes                       |  |
| General Administration (other)         | 219,055.00    | State Aid Revenues                         |  | Local Municipal Purpose Taxes              |  |
| JUDICIARY                              |               | Federal Aid Revenues                       |  | 1.05                                       |  |
| Municipal Courts                       | 40,125.00     | Sale of Acquired Property                  |  | Veteran & Senior Citizen Taxes             |  |
| PUBLIC SAFETY                          |               | Other Miscellaneous Revenues               |  | .08  |  |
| Fire Protection                        | 1,156,586.00  | 1969 Revenues                              |  | Total Taxes for Rate Computation           |  |
| Police Protection                      | 1,287,241.00  | Prior Years Surplus Appropriated           |  | 4.16                                       |  |
| Civil Defense & Disaster Control       | 20,548.00     | REVENUES                                   |  | Special District Taxes                     |  |
| Environmental Inspection & Control     | 28,373.00     | TOTAL                                      |  | Bank Stock Taxes                           |  |
| Other Public Safety                    |               | 17,385,692.00                              |  | 22,117.06                                  |  |
| PUBLIC WORKS                           |               | 1969 REAL PROPERTY VALUATIONS              |  | Added and Omitted Taxes                    |  |
| Streets and Drainage                   | 326,311.78    | Code Class # of Parcels %VAL'N             |  | 85,130.64                                  |  |
| Sewers and Sewage Processing           | 177,287.00    | ASSESSED VALUATION                         |  | Total Taxes Levied - ABSTRACT              |  |
| Garbage and Trash Disposal             | 324,500.00    | 1 1,325,600.00                             |  | 14,293,520.98                              |  |
| Public Buildings and Grounds           | 262,200.00    | 2 181,117,800.00                           |  | TOTAL TAXES BILLED                         |  |
| Other Public Works                     |               | 3 44,953,400.00                            |  | 13,856,794.57                              |  |
| HEALTH and WELFARE                     |               | 4a 24,533,300.00                           |  | 1969 Taxes Cancelled, Abated or Adjusted   |  |
| Health Services Except Environmental   | 158,116.00    | 4b 28,281,400.00                           |  | 52,294.37                                  |  |
| Welfare-Public Assistance              | 58,659.00     | 4c 280,211,500.00                          |  | Transfer to Tax Title Liens or Foreclosed  |  |
| Hospitals, Clinics, First Aid          |               | Total 100.00                               |  | Balance Outstanding Dec. 31, 1969          |  |
| Animal, Insect, & Rodent Control       | 2,000.00      | CAPITAL DEBT AUTHORIZED, DECEMBER 31, 1969 |  | 377,093.12                                 |  |
| Other Welfare Services                 |               | ISSUED AND UNISSUED                        |  | PRIOR YEARS TAXES OUTSTANDING              |  |
| RECREATION and CONSERVATION            |               | GROSS DEBT                                 |  | Balance January 1, 1969                    |  |
| Beaches and Boardwalks                 |               | NET DEBT                                   |  | 369,270.62                                 |  |
| Parks, Playgrounds, Shade Trees        | 2,050.00      | 5,170,000                                  |  | Collected in 1969                          |  |
| Land Reclamation & Conservation        |               | 4,987,538                                  |  | 320,545.33                                 |  |
| Other Recreational Services            | 151,512.00    | 4,987,538                                  |  | Cancelled, Abated or Adjusted (1969)       |  |
| EDUCATION (excluding schools)          |               | 10,157,538                                 |  | 24,867.01                                  |  |
| Libraries                              | 283,654.00    | ISSUED AND OUTSTANDING                     |  | Transfers to Tax Title Liens or Foreclosed |  |
| Other Educational Services             | 87,839.00     | School                                     |  | 1,123.73                                   |  |
| STATUTORY EXPENDITURES                 |               | Self-Liquidating                           |  | Balance December 31, 1969                  |  |
| Pensions & F.I.C.A.                    | 502,089.55    | Other                                      |  | 22,734.55                                  |  |
| Employee Fringe Benefits               | 125,000.00    | Total                                      |  | TAX TITLE LIENS OUTSTANDING                |  |
| Other Statutory Expenditures           |               | 8,204,000.00                               |  | Balance January 1, 1969                    |  |
| MUNICIPAL FUNCTIONS                    | 5,573,821.33  | EQUALIZED VALUATION BASIS                  |  | 48,649.23                                  |  |
| CAPITAL IMPROVEMENTS                   | 110,555.56    | FOR NET DEBT COMPUTATION                   |  | 8,752.93                                   |  |
| DEBT SERVICE                           |               | 1969 CAPITAL OUTLAY                        |  | Redeemed in 1969                           |  |
| Principal Payments                     | 549,000.00    | Beaches and Boardwalks                     |  | 571.46                                     |  |
| Interest Payments                      | 276,252.00    | Parks and Playgrounds                      |  | Transfers to Foreclosed Property           |  |
| TYPE I SCHL DEBT *MEMO                 | 600,209.00    | Public Buildings and Grounds               |  | Balance December 31, 1969                  |  |
| DEFERRED CHARGES                       | 31,967.77     | Vehicular Equipment                        |  | 56,830.70                                  |  |
| SCHOOL, COUNTY, SPECIAL DISTRICT TAXES | 10,529,286.01 | Streets, Roads, Sidewalks, Storm Sewers    |  | PROPERTY ACQUIRED BY DEED OR               |  |
| RESERVE FOR UNCOLLECTED TAXES          | 1,016,500.00  | Sewer System                               |  | FORECLOSURE                                |  |
| EXPENDITURES                           | 18,087,382.67 | Water Service                              |  | Balance January 1, 1969                    |  |
|  |               | Other Utilities                            |  | 113,600.00                                 |  |
|  |               | Hospitals and Clinics                      |  | Transfers From Taxes or Liens              |  |
|  |               | Garbage and Trash Disposal Facilities      |  | Sale for Cash (1969)                       |  |
|  |               | Health Equipment                           |  | Cancelled, Abated or Adjusted (1969)       |  |
|  |               | Library and Education Facilities           |  | Balance December 31, 1969                  |  |
|  |               | Conservation and Recreation                |  | 113,600.00                                 |  |
|  |               | Other Expenditures                         |  | CURRENT FINANCES DECEMBER 31, 1969         |  |
|  |               |  |  | ASSETS                                     |  |
|  |               |  |  | Cash Dec. 31, 1969                         |  |
|  |               |  |  | Taxes Receivable                           |  |
|  |               |  |  | Tax Title Liens                            |  |
|  |               |  |  | Foreclosed Property                        |  |
|  |               |  |  | Emergencies & Other Deferred Charges       |  |
|  |               |  |  | State Aid Receivable                       |  |
|  |               |  |  | Other Receivables                          |  |
|  |               |  |  | Total                                      |  |
|  |               |  |  | 2,733,456.25                               |  |
|  |               |  |  | LIABILITIES                                |  |
|  |               |  |  | Cash Liabilities                           |  |
|  |               |  |  | Reserves for Receivables                   |  |
|  |               |  |  | Surplus Dec. 31, 1969                      |  |
|  |               |  |  | Total                                      |  |
|  |               |  |  | 2,733,456.25                               |  |



1601  
Population 1960 5,293  
Population 1969 7,310  
  
Moody Rating  
Land Area 9.10 Sq Miles

BLOOMINGDALE BORO - PASSAIC COUNTY  
Net Valuation Taxable 46,729,910  
State Equalized Value 48,209,955  
Net Valuation on Which County Taxes are apportioned: 46,117,970  
State Equalization Ratio .9693  
General Tax Rate Per \$100. 3.59  
State Equalized General Tax Rate: 3.47

PER CAPITA:  
Gross Debt 401.76  
Net Debt 212.88  
Debt Service 5.96  
Total Tax Levy 226.30  
Municipal Expenditures 93.79

PER CENT:  
Gross Debt 6.57  
Net Debt 3.48  
Tax Levy Collected 96.41  
Tax Levy Cancelled, Abated or Adjusted .26

| 1969 EXPENDITURES                             |                           | 1969 REVENUES                         |                           | 1969 PROPERTY TAX                               |                   |
|---|---------------------------|---------------------------------------|---------------------------|---|-------------------|
| <b>GENERAL GOVERNMENT</b>                     |                           |                                       |                           | <b>STATE EQUALIZED TAX RATE</b>                 |                   |
| Governing Body & Public Boards                | 24,850.00                 | 1969 — Property Taxes Collected       | 1,601,130.95              | Local District School Taxes                     | 2.09 1,007,246.50 |
| Municipal Clerk                               |                           | 1969 Payments in Lieu of Taxes        |                           | Regional & Consolidated School Tax              |                   |
| Financial Administration                      | 21,300.00                 | Delinquent Tax & Lien Collections     | 67,437.38                 | School Taxes in Municipal Budget                |                   |
| Assessment of Taxes                           | 6,375.00                  | Business Personalty Replacement Taxes | 45,014.00                 | County Taxes                                    | .57 273,383.94    |
| Collection of Taxes                           | 9,800.00                  | Taxes from Public Utilities           | 71,859.19                 | County Library Taxes                            |                   |
| Planning, Housing & Development               | 11,115.00                 | Other Miscellaneous Tax Revenues      |                           | Local Municipal Purpose Taxes                   | .73 352,200.02    |
| Human Resources                               |                           | State Aid Revenues                    | 56,049.04                 | Veteran & Senior Citizen Taxes                  | .09 41,700.00     |
| Elections                                     | 1,100.00                  | Federal Aid Revenues                  |                           | Total Taxes for Rate Computation                | 3.48 1,674,530.46 |
| General Administration (other)                | 22,875.00                 | Sale of Acquired Property             |                           | Special District Taxes                          |                   |
| <b>JUDICIARY</b>                              |                           | Other Miscellaneous Revenues          | 41,428.72                 | Bank Stock Taxes                                | 4,681.02          |
| Municipal Courts                              | 3,520.00                  | 1969 Revenues                         | 1,882,919.28              | Added and Omitted Taxes                         | 16,754.89         |
| <b>PUBLIC SAFETY</b>                          |                           | Prior Years Surplus Appropriated      | 75,000.00                 | Total Taxes Levied - ABSTRACT                   | 1,654,266.37      |
| Fire Protection                               | 18,425.00                 | <b>REVENUES</b>                       | <b>TOTAL</b> 1,957,919.28 | <b>TOTAL TAXES BILLED</b>                       | 1,660,679.37      |
| Police Protection                             | 94,195.00                 |                                       |                           | 1969 TAXES COLLECTED                            | 1,601,130.95      |
| Civil Defense & Disaster Control              | 100.00                    |                                       |                           | 1969 Taxes Cancelled, Abated or Adjusted        | 4,331.72          |
| Environmental Inspection & Control            | 2,825.00                  | <b>1969 REAL PROPERTY VALUATIONS</b>  |                           | Transfer to Tax Title Liens or Foreclosed       | 8,005.70          |
| Other Public Safety                           |                           |                                       |                           | Balance Outstanding Dec. 31, 1969               | 47,211.00         |
| <b>PUBLIC WORKS</b>                           |                           |                                       |                           | <b>PRIOR YEARS TAXES OUTSTANDING</b>            |                   |
| Streets and Drainage                          | 78,450.00                 |                                       |                           | Balance January 1, 1969                         | 76,381.55         |
| Sewers and Sewage Processing                  | 3,125.00                  |                                       |                           | Collected in 1969                               | 67,437.38         |
| Garbage and Trash Disposal                    | 88,975.00                 |                                       |                           | Cancelled, Abated or Adjusted (1969)            |                   |
| Public Buildings and Grounds                  | 14,600.00                 |                                       |                           | Transfers to Tax Title Liens or Foreclosed      | 6,868.68          |
| Other Public Works                            |                           |                                       |                           | Balance December 31, 1969                       | 2,075.49          |
| <b>HEALTH AND WELFARE</b>                     |                           |                                       |                           | <b>TAX TITLE LIENS OUTSTANDING</b>              |                   |
| Health Services Except Environmental          | 13,040.00                 |                                       |                           | Balance January 1, 1969                         | 3,247.12          |
| Welfare-Public Assistance                     | 1,425.00                  |                                       |                           | Transfers From Taxes                            | 15,547.17         |
| Hospitals, Clinics, First Aid                 | 3,646.50                  |                                       |                           | Redeemed in 1969                                |                   |
| Animal, Insect, & Rodent Control              |                           |                                       |                           | Cancelled, Abated or Adjusted (1969)            |                   |
| Other Welfare Services                        |                           |                                       |                           | Transfers to Foreclosed Property                | 3,885.62          |
| <b>RECREATION AND CONSERVATION</b>            |                           |                                       |                           | Balance December 31, 1969                       | 14,908.67         |
| Beaches and Boardwalks                        |                           |                                       |                           | <b>PROPERTY ACQUIRED BY DEED OR FORECLOSURE</b> |                   |
| Parks, Playgrounds, Shade Trees               | 1,475.00                  |                                       |                           | Balance January 1, 1969                         | 75,114.38         |
| Land Reclamation & Conservation               |                           |                                       |                           | Transfers From Taxes or Liens                   | 3,885.62          |
| Other Recreational Services                   | 9,950.00                  |                                       |                           | Sale for Cash (1969)                            |                   |
| <b>EDUCATION (excluding schools)</b>          |                           |                                       |                           | Cancelled, Abated or Adjusted (1969)            |                   |
| Libraries                                     | 600.00                    |                                       |                           | Balance December 31, 1969                       | 79,000.00         |
| Other Educational Services                    |                           |                                       |                           | <b>CURRENT FINANCES DECEMBER 31, 1969</b>       |                   |
| <b>STATUTORY EXPENDITURES</b>                 |                           |                                       |                           | <b>ASSETS</b>                                   |                   |
| Pensions & F.I.C.A.                           | 22,059.00                 |                                       |                           | Cash Dec. 31, 1969                              | 151,123.00        |
| Employee Fringe Benefits                      | 5,500.00                  |                                       |                           | Taxes Receivable                                | 49,286.49         |
| Other Statutory Expenditures                  |                           |                                       |                           | Tax Title Liens                                 | 14,908.67         |
| <b>MUNICIPAL FUNCTIONS</b>                    | <b>TOTAL</b> 459,325.50   |                                       |                           | Foreclosed Property                             | 79,000.00         |
| <b>CAPITAL IMPROVEMENTS</b>                   | 64,800.00                 |                                       |                           | Emergencies & Other Deferred Charges            | 34,390.19         |
| <b>DEBT SERVICE</b>                           |                           |                                       |                           | State Aid Receivable                            | 66,101.31         |
| Principal Payments                            | 30,000.00                 |                                       |                           | Other Receivables                               |                   |
| Interest Payments                             | 13,531.67                 |                                       |                           | <b>Total</b>                                    | 394,809.66        |
| <b>DEFERRED CHARGES</b>                       | 34,992.20                 |                                       |                           | <b>LIABILITIES</b>                              |                   |
| <b>SCHOOL, COUNTY, SPECIAL DISTRICT TAXES</b> | 1,280,630.44              |                                       |                           | Cash Liabilities                                | 76,957.32         |
| <b>RESERVE FOR UNCOLLECTED TAXES</b>          | 82,956.38                 |                                       |                           | Reserves for Receivables                        | 143,195.16        |
| <b>EXPENDITURES</b>                           | <b>TOTAL</b> 1,966,236.19 |                                       |                           | Surplus Dec. 31, 1969                           | 174,657.18        |
|   |                           |                                       |                           | <b>Total</b>                                    | 394,809.66        |

1003  
Population 1960 838  
Population 1969 920  
  
Moody Rating  
Land Area 1.00 Sq. Miles

BLOOMSBURY BORO - HUNTERDON COUNTY  
Net Valuation Taxable 3,470,468  
State Equalized Value 4,035,427 General Tax Rate Per \$100. 3.62  
Net Valuation on Which County Taxes are apportioned: 4,029,229 State Equalized  
State Equalization Ratio .8600 General Tax Rate: 3.11

PER CAPITA:  
Gross Debt 268.07  
Net Debt 116.99  
Debt Service 2.64  
Total Tax Levy 130.20  
Municipal Expenditures 58.90

PER CENT:  
Gross Debt 6.70  
Net Debt 2.93  
Tax Levy Collected 95.84  
Tax Levy Cancelled, Abated or Adjusted .08

| 1969 EXPENDITURES                      |            | 1969 REVENUES                              |            | 1969 PROPERTY TAX                          |                 |
|--|------------|--|------------|--|-----------------|
| GENERAL GOVERNMENT                     |            | 1969 — Property Taxes Collected 115,094.24 |            | STATE EQUALIZED TAX RATE 2.03              |                 |
| Governing Body & Public Boards         |            | 1969 Payments in Lieu of Taxes             |            | Local District School Taxes                | 81,838.00       |
| Municipal Clerk                        |            | Delinquent Tax & Lien Collections          | 7,603.59   | Regional & Consolidated School Tax         |                 |
| Financial Administration               | 726.00     | Business Personalty Replacement Taxes      | 9,023.00   | School Taxes in Municipal Budget           |                 |
| Assessment of Taxes                    | 675.00     | Taxes from Public Utilities                | 5,888.21   | County Taxes                               | .47 19,121.90   |
| Collection of Taxes                    | 1,000.00   | Other Miscellaneous Tax Revenues           | 4,576.48   | County Library Taxes                       | .02 684.08      |
| Planning, Housing & Development        | 550.00     | State Aid Revenues                         |            | Local Municipal Purpose Taxes              | .42 16,935.90   |
| Human Resources                        |            | Federal Aid Revenues                       |            | Veteran & Senior Citizen Taxes             | .17 6,980.00    |
| Elections                              | 225.00     | Sale of Acquired Property                  | 7,836.71   | Total Taxes for Rate Computation           | 3.11 125,559.88 |
| General Administration (other)         | 4,250.00   | Other Miscellaneous Revenues               | 150,022.23 | Special District Taxes                     |                 |
| JUDICIARY                              |            | 1969 Revenues                              | 12,500.00  | Bank Stock Taxes                           | 1,204.46        |
| Municipal Courts                       | 590.00     | Prior Years Surplus Appropriated           | 162,522.23 | Added and Omitted Taxes                    |                 |
| PUBLIC SAFETY                          |            | REVENUES TOTAL                             |            | Total Taxes Levied - ABSTRACT              | 119,784.34      |
| Fire Protection                        | 6,252.00   |  |            | TOTAL TAXES BILLED                         | 120,094.30      |
| Police Protection                      | 1,550.00   |  |            | 1969 TAXES COLLECTED                       | 115,094.24      |
| Civil Defense & Disaster Control       | 300.00     |  |            | 1969 Taxes Cancelled, Abated or Adjusted   | 100.00          |
| Environmental Inspection & Control     |            |  |            | Transfer to Tax Title Liens or Foreclosed  |                 |
| Other Public Safety                    |            |  |            | Balance Outstanding Dec. 31, 1969          | 4,900.06        |
| PUBLIC WORKS                           |            |  |            | PRIOR YEARS TAXES OUTSTANDING              |                 |
| Streets and Drainage                   | 7,605.00   |  |            | Balance January 1, 1969                    | 8,541.45        |
| Sewers and Sewage Processing           |            |  |            | Collected in 1969                          | 7,616.42        |
| Garbage and Trash Disposal             | 5,000.00   |  |            | Cancelled, Abated or Adjusted (1969)       | 50.00           |
| Public Buildings and Grounds           | 2,800.00   |  |            | Transfers to Tax Title Liens or Foreclosed |                 |
| Other Public Works                     |            |  |            | Balance December 31, 1969                  | 875.03          |
| HEALTH and WELFARE                     |            |  |            | TAX TITLE LIENS OUTSTANDING                |                 |
| Health Services Except Environmental   | 350.00     |  |            | Balance January 1, 1969                    |                 |
| Welfare-Public Assistance              |            |  |            | Transfers From Taxes                       |                 |
| Hospitals, Clinics, First Aid          |            |  |            | Redeemed in 1969                           |                 |
| Animal, Insect, & Rodent Control       |            |  |            | Cancelled, Abated or Adjusted (1969)       |                 |
| Other Welfare Services                 |            |  |            | Transfers to Foreclosed Property           |                 |
| RECREATION and CONSERVATION            |            |  |            | Balance December 31, 1969                  |                 |
| Beaches and Boardwalks                 |            |  |            | PROPERTY ACQUIRED BY DEED OR               |                 |
| Parks, Playgrounds, Shade Trees        |            |  |            | FORECLOSURE                                |                 |
| Land Reclamation & Conservation        |            |  |            | Balance January 1, 1969                    | 1,100.00        |
| Other Recreational Services            | 100.00     |  |            | Transfers From Taxes or Liens              |                 |
| EDUCATION (excluding schools)          |            |  |            | Sale for Cash (1969)                       |                 |
| Libraries                              |            |  |            | Cancelled, Abated or Adjusted (1969)       |                 |
| Other Educational Services             |            |  |            | Balance December 31, 1969                  | 1,100.00        |
| STATUTORY EXPENDITURES                 |            |  |            | CURRENT FINANCES DECEMBER 31, 1969         |                 |
| Pensions & F.I.C.A.                    | 842.00     |  |            | ASSETS                                     |                 |
| Employee Fringe Benefits               | 1,132.00   |  |            | Cash Dec. 31, 1969                         | 85,754.70       |
| Other Statutory Expenditures           |            |  |            | Taxes Receivable                           | 5,775.09        |
| MUNICIPAL FUNCTIONS                    |            |  |            | Tax Title Liens                            |                 |
| CAPITAL IMPROVEMENTS                   |            |  |            | Foreclosed Property                        | 1,100.00        |
| DEBT SERVICE                           |            |  |            | Emergencies & Other Deferred Charges       |                 |
| Principal Payments                     | 2,000.00   |  |            | State Aid Receivable                       |                 |
| Interest Payments                      | 425.00     |  |            | Other Receivables                          |                 |
| DEFERRED CHARGES                       | 500.00     |  |            | Total                                      | 92,629.79       |
| SCHOOL, COUNTY, SPECIAL DISTRICT TAXES | 101,643.98 |  |            | LIABILITIES                                |                 |
| RESERVE FOR UNCOLLECTED TAXES          | 12,117.84  |  |            | Cash Liabilities                           | 45,635.74       |
|  |            |  |            | Reserves for Receivables                   | 6,875.09        |
|  |            |  |            | Surplus Dec. 31, 1969                      | 40,118.96       |
| EXPENDITURES TOTAL                     | 155,833.82 |  |            | Total                                      | 92,629.79       |

0204  
Population 1960 7,965  
Population 1969 9,320  
Moody Rating  
Land Area .70 Sq. Miles

BOGOTA BORO - BERGEN COUNTY  
Net Valuation Taxable 47,336,058  
State Equalized Value 62,063,797  
Net Valuation on Which County Taxes are apportioned: 67,926,195  
State Equalization Ratio .7627  
General Tax Rate Per \$100. 4.02  
State Equalized General Tax Rate: 3.06

PER CAPITA:  
Gross Debt 113.41  
Net Debt  
Debt Service  
Total Tax Levy 199.46  
Municipal Expenditures 97.77

PER CENT:  
Gross Debt 1.76  
Net Debt  
Tax Levy Collected 98.28  
Tax Levy Cancelled, Abated or Adjusted .32

| 1969 EXPENDITURES                      |              | 1969 REVENUES                                |              | 1969 PROPERTY TAX                          |                   |
|--|--------------|--|--------------|--|-------------------|
| <b>GENERAL GOVERNMENT</b>              |              | 1969 — Property Taxes Collected 1,829,984.17 |              | STATE EQUALIZED TAX RATE 2.20 1,365,343.50 |                   |
| Governing Body & Public Boards         |              | 1969 Payments in Lieu of Taxes               |              | Local District School Taxes                |                   |
| Municipal Clerk                        |              | Delinquent Tax & Lien Collections            | 14,503.69    | Regional & Consolidated School Tax         |                   |
| Financial Administration               | 23,900.00    | Business Personalty Replacement Taxes        | 229,528.00   | School Taxes in Municipal Budget           |                   |
| Assessment of Taxes                    | 25,400.00    | Taxes from Public Utilities                  | 102,375.30   | County Taxes                               | .38 235,147.40    |
| Collection of Taxes                    | 14,690.00    | Other Miscellaneous Tax Revenues             |              | County Library Taxes                       |                   |
| Planning, Housing & Development        | 2,075.00     | State Aid Revenues                           | 35,374.41    | Local Municipal Purpose Taxes              | .39 244,975.23    |
| Human Resources                        |              | Federal Aid Revenues                         |              | Veteran & Senior Citizen Taxes             | .09 54,690.00     |
| Elections                              | 1,000.00     | Sale of Acquired Property                    |              | Total Taxes for Rate Computation           | 3.06 1,900,156.13 |
| General Administration (other)         | 40,260.00    | Other Miscellaneous Revenues                 | 35,646.75    | Special District Taxes                     |                   |
| <b>JUDICIARY</b>                       |              | 1969 Revenues                                | 2,247,412.32 | Bank Stock Taxes                           | 6,621.57          |
| Municipal Courts                       | 4,900.00     | Prior Years Surplus Appropriated             | 265,000.00   | Added and Omitted Taxes                    | 6,925.58          |
| <b>PUBLIC SAFETY</b>                   |              | REVENUES                                     | 2,512,412.32 | Total Taxes Levied - ABSTRACT              | 1,859,013.28      |
| Fire Protection                        | 32,900.00    |  |              | <b>TOTAL TAXES BILLED</b>                  | 1,861,966.68      |
| Police Protection                      | 198,051.00   |  |              | 1969 TAXES COLLECTED                       | 1,829,984.17      |
| Civil Defense & Disaster Control       | 7,350.00     |  |              | 1969 Taxes Cancelled, Abated or Adjusted   | 6,006.89          |
| Environmental Inspection & Control     | 2,550.00     |  |              | Transfer to Tax Title Liens or Foreclosed  | 870.33            |
| Other Public Safety                    |              |  |              | Balance Outstanding Dec. 31, 1969          | 25,105.29         |
| <b>PUBLIC WORKS</b>                    |              |  |              | <b>PRIOR YEARS TAXES OUTSTANDING</b>       |                   |
| Streets and Drainage                   | 95,590.00    |  |              | Balance January 1, 1969                    | 14,524.48         |
| Sewers and Sewage Processing           | 45,282.09    |  |              | Collected in 1969                          | 14,503.69         |
| Garbage and Trash Disposal             | 64,710.00    |  |              | Cancelled, Abated or Adjusted (1969)       |                   |
| Public Buildings and Grounds           | 24,040.00    |  |              | Transfers to Tax Title Liens or Foreclosed | 20.79             |
| Other Public Works                     |              |  |              | Balance December 31, 1969                  |                   |
| <b>HEALTH and WELFARE</b>              |              |  |              | <b>TAX TITLE LIENS OUTSTANDING</b>         |                   |
| Health Services Except Environmental   | 5,375.00     |  |              | Balance January 1, 1969                    | 3,634.86          |
| Welfare-Public Assistance              | 6,050.00     |  |              | Transfers From Taxes                       | 936.46            |
| Hospitals, Clinics, First Aid          |              |  |              | Redeemed in 1969                           |                   |
| Animal, Insect, & Rodent Control       |              |  |              | Cancelled, Abated or Adjusted (1969)       |                   |
| Other Welfare Services                 |              |  |              | Transfers to Foreclosed Property:          |                   |
| <b>RECREATION and CONSERVATION</b>     |              |  |              | Balance December 31, 1969                  | 4,571.32          |
| Beaches and Boardwalks                 |              |  |              | <b>PROPERTY ACQUIRED BY DEED OR</b>        |                   |
| Parks, Playgrounds, Shade Trees        | 17,300.00    |  |              | <b>FORECLOSURE</b>                         |                   |
| Land Reclamation & Conservation        |              |  |              | Balance January 1, 1969                    | 2,680.00          |
| Other Recreational Services            | 28,900.00    |  |              | Transfers From Taxes or Liens              |                   |
| <b>EDUCATION (excluding schools)</b>   |              |  |              | Sale for Cash (1969)                       |                   |
| Libraries                              | 19,600.00    |  |              | Cancelled, Abated or Adjusted (1969)       |                   |
| Other Educational Services             |              |  |              | Balance December 31, 1969                  | 2,680.00          |
| <b>STATUTORY EXPENDITURES</b>          |              |  |              | <b>CURRENT FINANCES DECEMBER 31, 1969</b>  |                   |
| Pensions & F.I.C.A.                    | 58,820.00    |  |              | <b>ASSETS</b>                              |                   |
| Employee Fringe Benefits               | 14,560.00    |  |              | Cash Dec. 31, 1969                         | 349,917.46        |
| Other Statutory Expenditures           |              |  |              | Taxes Receivable                           | 25,105.29         |
| <b>MUNICIPAL FUNCTIONS</b>             |              |  |              | Tax Title Liens                            | 4,571.32          |
| <b>CAPITAL IMPROVEMENTS</b>            |              |  |              | Foreclosed Property                        | 2,680.00          |
| <b>DEBT SERVICE</b>                    |              |  |              | Emergencies & Other Deferred Charges       |                   |
| Principal Payments                     |              |  |              | State Aid Receivable                       | 13,671.00         |
| Interest Payments                      |              |  |              | Other Receivables                          |                   |
| <b>DEFERRED CHARGES</b>                |              |  |              | Total                                      | 395,945.07        |
| SCHOOL, COUNTY, SPECIAL DISTRICT TAXES | 3,705.00     |  |              | <b>LIABILITIES</b>                         |                   |
| RESERVE FOR UNCOLLECTED TAXES          | 1,600,490.90 |  |              | Cash Liabilities                           | 64,048.06         |
|  | 118,691.12   |  |              | Reserves for Receivables                   | 32,356.61         |
| <b>EXPENDITURES</b>                    |              |  |              | Surplus Dec. 31, 1969                      | 299,540.40        |
| <b>TOTAL</b>                           | 2,511,690.11 |  |              | Total                                      | 395,945.07        |

1401  
Population 1960 7,981  
Population 1969 9,700  
  
Moody Rating BAA-1  
Land Area 2.70 Sq. Miles

BOONTON TOWN  
Net Valuation Taxable 33,943,604  
State Equalized Value 61,547,786  
Net Valuation on Which County Taxes  
are apportioned: 69,891,677  
State Equalization Ratio .5515  
  
- MORRIS COUNTY  
General Tax Rate Per \$100. 5.46  
State Equalized  
General Tax Rate: 3.01

PER CAPITA:  
Gross Debt 330.62  
Net Debt 57.63  
Debt Service 4.44  
Total Tax Levy 187.94  
Municipal Expenditures 109.44  
  
PER CENT:  
Gross Debt 5.70  
Net Debt .99  
Tax Levy Collected 97.15  
Tax Levy Cancelled, Abated  
or Adjusted .15

| 1969 EXPENDITURES                      |              | 1969 REVENUES                                     |  | 1969 PROPERTY TAX                          |  |
|--|--------------|---|--|--|--|
| GENERAL GOVERNMENT                     |              | 1969 — Property Taxes Collected                   |  | STATE EQUALIZED TAX RATE                   |  |
| Governing Body & Public Boards         |              | 1,772,955.98                                      |  | 1.94                                       |  |
| Municipal Clerk                        |              | 1969 Payments in Lieu of Taxes                    |  | Local District School Taxes                |  |
| Financial Administration               | 5,181.00     | 30,034.40   |  | Regional & Consolidated School Tax         |  |
| Assessment of Taxes                    | 17,875.00    | 272,712.00  |  | School Taxes in Municipal Budget           |  |
| Collection of Taxes                    | 8,065.00     | 108,922.20  |  | County Taxes                               |  |
| Planning, Housing & Development        | 7,825.00     | 717.94  |  | County Library Taxes                       |  |
| Human Resources                        | 15,980.00    | 82,475.12   |  | Local Municipal Purpose Taxes              |  |
| Elections                              |              | 64,461.97   |  | Veteran & Senior Citizen Taxes             |  |
| General Administration (other)         | 67,250.00    | 2,332,279.61                                      |  | Total Taxes for Rate Computation           |  |
| JUDICIARY                              |              | 219,000.00  |  | Special District Taxes                     |  |
| Municipal Courts                       | 6,053.00     | 2,551,279.61                                      |  | Bank Stock Taxes                           |  |
| PUBLIC SAFETY                          |              | REVENUES TOTAL                                    |  | Added and Omitted Taxes                    |  |
| Fire Protection                        | 26,465.00    | 1969 REAL PROPERTY VALUATIONS                     |  | Total Taxes Levied - ABSTRACT              |  |
| Police Protection                      | 235,935.00   | Code Class # of Parcels %VAL'N ASSESSED VALUATION |  | TOTAL TAXES BILLED                         |  |
| Civil Defense & Disaster Control       | 3,634.00     | 1 Vacant Land 150 2.96 965,000.00                 |  | 1969 TAXES COLLECTED                       |  |
| Environmental Inspection & Control     | 2,650.00     | 2 Residential 1946 70.37 22,939,250.00            |  | 1969 Taxes Cancelled, Abated or Adjusted   |  |
| Other Public Safety                    |              | 3 Farm 3 4,252,500.00                             |  | Transfer to Tax Title Liens or Foreclosed  |  |
| PUBLIC WORKS                           |              | 4a Commercial 172 13.05 3,702,800.00              |  | Balance Outstanding Dec. 31, 1969          |  |
| Streets and Drainage                   | 167,136.00   | 4b Industrial 28 11.36 737,550.00                 |  | PRIOR YEARS TAXES OUTSTANDING              |  |
| Sewers and Sewage Processing           | 8,030.00     | 4c Apartments 10 2.26 32,597,100.00               |  | Balance January 1, 1969                    |  |
| Garbage and Trash Disposal             | 44,200.00    | Total 2306 100.00                                 |  | Collected in 1969                          |  |
| Public Buildings and Grounds           | 26,464.00    | CAPITAL DEBT AUTHORIZED, DECEMBER 31, 1969        |  | Cancelled, Abated or Adjusted (1969)       |  |
| Other Public Works                     |              | ISSUED AND UNISSUED GROSS DEBT NET DEBT           |  | Transfers to Tax Title Liens or Foreclosed |  |
| HEALTH and WELFARE                     |              | School 2,212,000                                  |  | Balance December 31, 1969                  |  |
| Health Services Except Environmental   | 41,748.00    | Self-Liquidating 436,000                          |  | TAX TITLE LIENS OUTSTANDING                |  |
| Welfare-Public Assistance              | 7,180.00     | Other 559,000                                     |  | Balance January 1, 1969                    |  |
| Hospitals, Clinics, First Aid          | 500.00       | Total 3,207,000                                   |  | Transfers From Taxes                       |  |
| Animal, Insect, & Rodent Control       | 1,750.00     | ISSUED AND OUTSTANDING                            |  | Redeemed in 1969                           |  |
| Other Welfare Services                 |              | School 2,212,000.00                               |  | Cancelled, Abated or Adjusted (1969)       |  |
| RECREATION and CONSERVATION            |              | Self-Liquidating 436,000.00                       |  | Transfers to Foreclosed Property           |  |
| Beaches and Boardwalks                 |              | Other 526,000.00                                  |  | Balance December 31, 1969                  |  |
| Parks, Playgrounds, Shade Trees        | 5,800.00     | Total 3,174,000.00                                |  | PROPERTY ACQUIRED BY DEED OR               |  |
| Land Reclamation & Conservation        |              | EQUALIZED VALUATION BASIS                         |  | FORECLOSURE                                |  |
| Other Recreational Services            | 17,497.00    | FOR NET DEBT COMPUTATION                          |  | Balance January 1, 1969                    |  |
| EDUCATION (excluding schools)          |              | 1969 CAPITAL OUTLAY TOTAL                         |  | Transfers From Taxes or Liens              |  |
| Libraries                              | 10,000.00    | 85,654.43   |  | Sale for Cash (1969)                       |  |
| Other Educational Services             |              | Beaches and Boardwalks                            |  | Cancelled, Abated or Adjusted (1969)       |  |
| STATUTORY EXPENDITURES                 |              | Parks and Playgrounds                             |  | Balance December 31, 1969                  |  |
| Pensions & F.I.C.A.                    | 44,350.00    | Public Buildings and Grounds                      |  | CURRENT FINANCES DECEMBER 31, 1969         |  |
| Employee Fringe Benefits               | 28,600.00    | Vehicular Equipment                               |  | ASSETS                                     |  |
| Other Statutory Expenditures           |              | Streets, Roads, Sidewalks, Storm Sewers           |  | Cash Dec. 31, 1969                         |  |
| MUNICIPAL FUNCTIONS                    | 800,168.00   | Sewer System                                      |  | Taxes Receivable                           |  |
| CAPITAL IMPROVEMENTS                   | 61,916.00    | Water Service                                     |  | Tax Title Liens                            |  |
| DEBT SERVICE                           |              | Other Utilities                                   |  | Tax Title Liens                            |  |
| Principal Payments                     | 20,000.00    | Hospitals and Clinics                             |  | Foreclosed Property                        |  |
| Interest Payments                      | 23,100.00    | Garbage and Trash Disposal Facilities             |  | Emergencies & Other Deferred Charges       |  |
| DEFERRED CHARGES                       | 5,688.45     | Health Equipment                                  |  | State Aid Receivable                       |  |
| SCHOOL, COUNTY, SPECIAL DISTRICT TAXES | 1,496,547.32 | Library and Education Facilities                  |  | Other Receivables                          |  |
| RESERVE FOR UNCOLLECTED TAXES          | 150,679.73   | Conservation and Recreation                       |  | Total                                      |  |
| EXPENDITURES                           | 2,558,099.50 | Other Expenditures                                |  | LIABILITIES                                |  |
|  |              | 895.00  |  | Cash Liabilities                           |  |
|  |              |   |  | Reserves for Receivables                   |  |
|  |              |   |  | Surplus Dec. 31, 1969                      |  |
|  |              |   |  | Total                                      |  |

1402  
Population 1960 1,998  
Population 1969 2,680  
  
Moody Rating  
Land Area 7.50 Sq. Miles

BOONTON TWP. - MORRIS COUNTY  
Net Valuation Taxable 16,715,348  
State Equalized Value 35,946,984  
General Tax Rate Per \$100. 4.82  
Net Valuation on Which County Taxes  
are apportioned: 32,339,368  
State Equalized  
General Tax Rate: 2.24

PER CAPITA:  
Gross Debt 288.43  
Net Debt  
Debt Service  
Total Tax Levy 299.09  
Municipal Expenditures 89.50

PER CENT:  
Gross Debt 2.45  
Net Debt  
Tax Levy Collected 95.31  
Tax Levy Cancelled, Abated  
or Adjusted .34

| 1969 EXPENDITURES                               |  | 1969 REVENUES                                   |  | 1969 PROPERTY TAX                          |            |
|---|--|---|--|--|------------|
| <b>GENERAL GOVERNMENT</b>                       |  | 1969 — Property Taxes Collected 763,926.89      |  | <b>STATE EQUALIZED TAX RATE</b>            |            |
| Governing Body & Public Boards                  |  | 1969 Payments in Lieu of Taxes                  |  | Local District School Taxes 1.49           | 534,221.50 |
| Municipal Clerk                                 |  | Delinquent Tax & Lien Collections 29,041.99     |  | Regional & Consolidated School Tax         |            |
| Financial Administration 3,150.00               |  | Business Personalty Replacement Taxes 33,062.00 |  | School Taxes in Municipal Budget           |            |
| Assessment of Taxes 4,285.00                    |  | Taxes from Public Utilities 29,938.25           |  | County Taxes .36                           | 130,665.84 |
| Collection of Taxes 5,140.00                    |  | Other Miscellaneous Tax Revenues                |  | County Library Taxes .03                   | 9,749.31   |
| Planning, Housing & Development 6,180.00        |  | State Aid Revenues 10,827.55                    |  | Local Municipal Purpose Taxes .32          | 114,006.67 |
| Human Resources                                 |  | Federal Aid Revenues                            |  | Veteran & Senior Citizen Taxes .05         | 16,240.00  |
| Elections                                       |  | Sale of Acquired Property                       |  | Total Taxes for Rate Computation 2.25      | 804,883.32 |
| General Administration (other) 21,515.00        |  | Other Miscellaneous Revenues 17,428.88          |  | Special District Taxes                     |            |
| <b>JUDICIARY</b>                                |  | 1969 Revenues Total 884,225.56                  |  | Bank Stock Taxes                           | 1,672.90   |
| Municipal Courts 2,265.00                       |  | Prior Years Surplus Appropriated                |  | Added and Omitted Taxes                    | 11,232.23  |
| <b>PUBLIC SAFETY</b>                            |  | REVENUES TOTAL 914,225.56                       |  | Total Taxes Levied - ABSTRACT              | 801,548.45 |
| Fire Protection 6,075.00                        |  |   |  | <b>TOTAL TAXES BILLED</b>                  | 801,548.45 |
| Police Protection 51,820.00                     |  |   |  | 1969 TAXES COLLECTED                       | 763,926.89 |
| Civil Defense & Disaster Control 2,300.00       |  |   |  | 1969 Taxes Cancelled, Abated or Adjusted   | 2,708.91   |
| Environmental Inspection & Control 1,805.00     |  |   |  | Transfer to Tax Title Liens or Foreclosed  | 1,318.27   |
| Other Public Safety                             |  |   |  | Balance Outstanding Dec. 31, 1969          | 33,594.38  |
| <b>PUBLIC WORKS</b>                             |  |   |  | <b>PRIOR YEARS TAXES OUTSTANDING</b>       |            |
| Streets and Drainage 42,850.00                  |  |   |  | Balance January 1, 1969                    | 31,462.98  |
| Sewers and Sewage Processing                    |  |   |  | Collected in 1969                          | 29,041.99  |
| Garbage and Trash Disposal                      |  |   |  | Cancelled, Abated or Adjusted (1969)       |            |
| Public Buildings and Grounds 550.00             |  |   |  | Transfers to Tax Title Liens or Foreclosed |            |
| Other Public Works                              |  |   |  | Balance December 31, 1969                  | 2,420.99   |
| <b>HEALTH AND WELFARE</b>                       |  |   |  | <b>TAX TITLE LIENS OUTSTANDING</b>         |            |
| Health Services Except Environmental            |  |   |  | Balance January 1, 1969                    | 13,482.79  |
| Welfare-Public Assistance 225.00                |  |   |  | Transfers From Taxes                       | 1,318.27   |
| Hospitals, Clinics, First Aid                   |  |   |  | Redeemed in 1969                           |            |
| Animal, Insect, & Rodent Control                |  |   |  | Cancelled, Abated or Adjusted (1969)       |            |
| Other Welfare Services                          |  |   |  | Transfers to Foreclosed Property           |            |
| <b>RECREATION and CONSERVATION</b>              |  |   |  | Balance December 31, 1969                  | 14,801.06  |
| Beaches and Boardwalks                          |  |   |  | <b>PROPERTY ACQUIRED BY DEED OR</b>        |            |
| Parks, Playgrounds, Shade Trees                 |  |   |  | <b>FORECLOSURE</b>                         |            |
| Land Reclamation & Conservation                 |  |   |  | Balance January 1, 1969                    | 30.00      |
| Other Recreational Services 220.00              |  |   |  | Transfers From Taxes or Liens              |            |
| <b>EDUCATION (excluding schools)</b>            |  |   |  | Sale for Cash (1969)                       |            |
| Libraries                                       |  |   |  | Cancelled, Abated or Adjusted (1969)       |            |
| Other Educational Services                      |  |   |  | Balance December 31, 1969                  | 30.00      |
| <b>STATUTORY EXPENDITURES</b>                   |  |   |  | <b>CURRENT FINANCES DECEMBER 31, 1969</b>  |            |
| Pensions & F.I.C.A. 4,840.00                    |  |   |  | <b>ASSETS</b>                              |            |
| Employee Fringe Benefits 11,500.00              |  |   |  | Cash Dec. 31, 1969                         | 112,297.09 |
| Other Statutory Expenditures                    |  |   |  | Taxes Receivable                           | 36,015.37  |
| <b>MUNICIPAL FUNCTIONS</b>                      |  |   |  | Tax Title Liens                            | 14,801.06  |
| <b>CAPITAL IMPROVEMENTS</b>                     |  |   |  | Foreclosed Property                        | 30.00      |
| <b>DEBT SERVICE</b>                             |  |   |  | Emergencies & Other Deferred Charges       | 6,234.75   |
| Principal Payments                              |  |   |  | State Aid Receivable                       | 14,718.16  |
| Interest Payments                               |  |   |  | Other Receivables                          | 3,021.90   |
| <b>DEFERRED CHARGES</b>                         |  |   |  | Total                                      | 187,118.33 |
| SCHOOL, COUNTY, SPECIAL DISTRICT TAXES 1,558.75 |  |   |  | <b>LIABILITIES</b>                         |            |
| RESERVE FOR UNCOLLECTED TAXES 55,433.89         |  |   |  | Cash Liabilities                           | 41,368.34  |
| <b>EXPENDITURES</b>                             |  |   |  | Reserves for Receivables                   | 53,868.33  |
| TOTAL 914,499.29                                |  |   |  | Surplus Dec. 31, 1969                      | 91,881.66  |
|   |  |   |  | Total                                      | 187,118.33 |

0303  
Population 1960 4,974  
Population 1969 5,470  
  
Moody Rating A  
Land Area .92 Sq Miles

BORDENTOWN CITY - BURLINGTON COUNTY  
Net Valuation Taxable 16,984,651  
State Equalized Value 19,540,555  
Net Valuation on Which County Taxes are apportioned: 21,491,414  
State Equalization Ratio .8692  
General Tax Rate Per \$100. 4.56  
State Equalized General Tax Rate: 3.96

PER CAPITA:  
Gross Debt 294.77  
Net Debt 18.28  
Debt Service 12.68  
Total Tax Levy 138.89  
Municipal Expenditures 95.96

PER CENT:  
Gross Debt 8.65  
Net Debt .54  
Tax Levy Collected 88.68  
Tax Levy Cancelled, Abated or Adjusted .59

| 1969 EXPENDITURES                      |              | 1969 REVENUES                              |              | 1969 PROPERTY TAX                          |                 |
|--|--------------|--|--------------|--|-----------------|
| GENERAL GOVERNMENT                     |              | 1969 — Property Taxes Collected 673,707.73 |              | STATE EQUALIZED TAX RATE                   |                 |
| Governing Body & Public Boards         |              | 1969 Payments in Lieu of Taxes             |              | Local District School Taxes                | 1.03 201,085.50 |
| Municipal Clerk                        |              | Delinquent Tax & Lien Collections          | 67,201.16    | Regional & Consolidated School Tax         | 1.11 216,247.21 |
| Financial Administration               | 9,500.00     | Business Personalty Replacement Taxes      | 50,481.00    | School Taxes in Municipal Budget           | .13 25,597.00   |
| Assessment of Taxes                    | 3,850.00     | Taxes from Public Utilities                | 65,873.61    | County Taxes                               | .63 123,972.70  |
| Collection of Taxes                    | 8,350.00     | Other Miscellaneous Tax Revenues           |              | County Library Taxes                       | .03 5,498.63    |
| Planning, Housing & Development        | 3,825.00     | State Aid Revenues                         | 38,302.01    | Local Municipal Purpose Taxes              | .90 175,685.72  |
| Human Resources                        |              | Federal Aid Revenues                       |              | Veteran & Senior Citizen Taxes             | .13 24,900.00   |
| Elections                              | 1,950.00     | Sale of Acquired Property                  |              | Total Taxes for Rate Computation           | 3.96 772,986.76 |
| General Administration (other)         | 22,272.50    | Other Miscellaneous Revenues               | 80,707.32    | Special District Taxes                     |                 |
| JUDICIARY                              |              | 1969 Revenues                              | 976,272.83   | Bank Stock Taxes                           | 6,717.28        |
| Municipal Courts                       | 6,450.00     | Prior Years Surplus Appropriated           | 65,000.00    | Added and Omitted Taxes                    | 4,934.10        |
| PUBLIC SAFETY                          |              | REVENUES                                   | 1,041,272.83 | Total Taxes Levied - ABSTRACT              | 759,738.14      |
| Fire Protection                        | 13,270.00    |  |              | TOTAL TAXES BILLED                         | 759,738.14      |
| Police Protection                      | 86,735.00    |  |              | 1969 TAXES COLLECTED                       | 673,707.73      |
| Civil Defense & Disaster Control       | 750.00       |  |              | 1969 Taxes Cancelled, Abated or Adjusted   | 4,499.58        |
| Environmental Inspection & Control     | 2,300.00     |  |              | Transfer to Tax Title Liens or Foreclosed  | 7,383.79        |
| Other Public Safety                    |              |  |              | Balance Outstanding Dec. 31, 1969          | 74,147.04       |
| PUBLIC WORKS                           |              |  |              | PRIOR YEARS TAXES OUTSTANDING              |                 |
| Streets and Drainage                   | 51,210.00    |  |              | Balance January 1, 1969                    | 71,518.11       |
| Sewers and Sewage Processing           |              |  |              | Collected in 1969                          | 61,960.10       |
| Garbage and Trash Disposal             | 45,500.00    |  |              | Cancelled, Abated or Adjusted (1969)       | 4,488.84        |
| Public Buildings and Grounds           | 44,820.00    |  |              | Transfers to Tax Title Liens or Foreclosed | 5,069.17        |
| Other Public Works                     |              |  |              | Balance December 31, 1969                  |                 |
| HEALTH and WELFARE                     |              |  |              | TAX TITLE LIENS OUTSTANDING                |                 |
| Health Services Except Environmental   | 100.00       |  |              | Balance January 1, 1969                    | 15,018.33       |
| Welfare-Public Assistance              | 7,575.00     |  |              | Transfers From Taxes                       | 13,276.93       |
| Hospitals, Clinics, First Aid          |              |  |              | Redeemed in 1969                           | 5,241.06        |
| Animal, Insect, & Rodent Control       |              |  |              | Cancelled, Abated or Adjusted (1969)       |                 |
| Other Welfare Services                 |              |  |              | Transfers to Foreclosed Property           | 3,116.97        |
| RECREATION and CONSERVATION            |              |  |              | Balance December 31, 1969                  | 19,937.23       |
| Beaches and Boardwalks                 | 1,000.00     |  |              | PROPERTY ACQUIRED BY DEED OR               |                 |
| Parks, Playgrounds, Shade Trees        | 6,415.00     |  |              | FORECLOSURE                                |                 |
| Land Reclamation & Conservation        |              |  |              | Balance January 1, 1969                    | 9,158.03        |
| Other Recreational Services            | 200.00       |  |              | Transfers From Taxes or Liens              | 3,116.97        |
| EDUCATION (excluding schools)          |              |  |              | Sale for Cash (1969)                       |                 |
| Libraries                              | 4,250.00     |  |              | Cancelled, Abated or Adjusted (1969)       |                 |
| Other Educational Services             |              |  |              | Balance December 31, 1969                  | 12,275.00       |
| STATUTORY EXPENDITURES                 |              |  |              | CURRENT FINANCES DECEMBER 31, 1969         |                 |
| Pensions & F.I.C.A.                    | 24,000.00    |  |              | ASSETS                                     |                 |
| Employee Fringe Benefits               |              |  |              | Cash Dec. 31, 1969                         | 238,199.43      |
| Other Statutory Expenditures           |              |  |              | Taxes Receivable                           | 74,147.04       |
| MUNICIPAL FUNCTIONS                    |              |  |              | Tax Title Liens                            | 19,937.23       |
| CAPITAL IMPROVEMENTS                   | 12,200.00    |  |              | Foreclosed Property                        | 12,275.00       |
| DEBT SERVICE                           |              |  |              | Emergencies & Other Deferred Charges       |                 |
| Principal Payments                     | 48,000.00    |  |              | State Aid Receivable                       | 12,952.00       |
| Interest Payments                      | 21,341.75    |  |              | Other Receivables                          | 958.06          |
| TYPE I SCHL DEBT *MEMO                 | 41,593.50    |  |              | Total                                      | 358,468.76      |
| DEFERRED CHARGES                       | 1,028.79     |  |              | LIABILITIES                                |                 |
| SCHOOL, COUNTY, SPECIAL DISTRICT TAXES | 572,401.04   |  |              | Cash Liabilities                           | 118,981.12      |
| RESERVE FOR UNCOLLECTED TAXES          | 97,997.39    |  |              | Reserves for Receivables                   | 107,317.33      |
| EXPENDITURES                           |              |  |              | Surplus Dec. 31, 1969                      | 132,170.31      |
| TOTAL                                  | 1,097,291.47 |  |              | Total                                      | 358,468.76      |

0304  
Population 1960 5,936  
Population 1969 7,180  
S & P Rating A  
Moody Rating BAA  
Land Area 7.41 Sq Miles

BORDENTOWN TWP - BURLINGTON COUNTY  
Net Valuation Taxable 41,713,792  
State Equalized Value 45,879,665 General Tax Rate Per \$100. 3.43  
Net Valuation on Which County Taxes are apportioned: 47,039,193 State Equalized  
State Equalization Ratio .9092 General Tax Rate: 3.11

PER CAPITA:  
Gross Debt 363.71  
Net Debt 26.46  
Debt Service 9.70  
Total Tax Levy 196.95  
Municipal Expenditures 99.24

PER CENT:  
Gross Debt 6.21  
Net Debt .45  
Tax Levy Collected 94.71  
Tax Levy Cancelled, Abated or Adjusted

| 1969 EXPENDITURES                      |                    | 1969 REVENUES                                     |                    | 1969 PROPERTY TAX                          |                   |
|--|--------------------|---|--------------------|--|-------------------|
| GENERAL GOVERNMENT                     |                    | 1969 — Property Taxes Collected 1,339,652.20      |                    | STATE EQUALIZED TAX RATE                   |                   |
| Governing Body & Public Boards         |                    | 1969 Payments in Lieu of Taxes                    |                    | Local District School Taxes                | 1.16 533,615.75   |
| Municipal Clerk                        |                    | Delinquent Tax & Lien Collections                 | 77,559.69          | Regional & Consolidated School Tax         | .90 413,698.04    |
| Financial Administration               | 15,000.00          | Business Personalty Replacement Taxes             | 68,088.00          | School Taxes in Municipal Budget           | .06 26,455.80     |
| Assessment of Taxes                    | 3,600.00           | Taxes from Public Utilities                       | 117,305.45         | County Taxes                               | .59 271,698.92    |
| Collection of Taxes                    | 14,500.00          | Other Miscellaneous Tax Revenues                  |                    | County Library Taxes                       | .03 12,053.92     |
| Planning, Housing & Development        | 6,100.00           | State Aid Revenues                                | 137,314.25         | Local Municipal Purpose Taxes              | .29 130,996.97    |
| Human Resources                        |                    | Federal Aid Revenues                              |                    | Veteran & Senior Citizen Taxes             | .09 41,870.00     |
| Elections                              | 1,300.00           | Sale of Acquired Property                         |                    | Total Taxes for Rate Computation           | 3.12 1,430,389.40 |
| General Administration (other)         | 68,950.00          | Other Miscellaneous Revenues                      | 95,662.53          | Special District Taxes                     |                   |
| JUDICIARY                              |                    | 1969 Revenues                                     | Total 1,835,582.12 | Bank Stock Taxes                           | 1,847.23          |
| Municipal Courts                       | 22,000.00          | Prior Years Surplus Appropriated                  | 150,000.00         | Added and Omitted Taxes                    | 23,740.75         |
| PUBLIC SAFETY                          |                    | REVENUES  | TOTAL 1,985,582.12 | Total Taxes Levied - ABSTRACT              | 1,414,107.38      |
| Fire Protection                        | 24,000.00          | 1969 REAL PROPERTY VALUATIONS                     |                    | TOTAL TAXES BILLED                         | 1,414,415.76      |
| Police Protection                      | 8,200.00           | Code Class # of Parcels %VAL'N ASSESSED VALUATION |                    | 1969 TAXES COLLECTED                       | 1,339,652.20      |
| Civil Defense & Disaster Control       | 2,000.00           | 1 Vacant Land 287 3.45 1,391,965.00               |                    | 1969 Taxes Cancelled, Abated or Adjusted   |                   |
| Environmental Inspection & Control     | 8,000.00           | 2 Residential 1518 56.50 22,827,650.00            |                    | Transfer to Tax Title Liens or Foreclosed  | 493.07            |
| Other Public Safety                    |                    | 3 Farm 55 2.54 1,026,830.00                       |                    | Balance Outstanding Dec. 31, 1969          | 74,270.49         |
| PUBLIC WORKS                           |                    | 4a Commercial 152 23.22 9,383,640.00              |                    | PRIOR YEARS TAXES OUTSTANDING              |                   |
| Streets and Drainage                   | 109,500.00         | 4b Industrial 15 5.75 2,324,865.00                |                    | Balance January 1, 1969                    | 71,851.64         |
| Sewers and Sewage Processing           |                    | 4c Apartments 5 8.54 3,449,595.00                 |                    | Collected in 1969                          | 71,198.03         |
| Garbage and Trash Disposal             | 52,478.00          | Total 2032 100.00 40,404,545.00                   |                    | Cancelled, Abated or Adjusted (1969)       | 469.98            |
| Public Buildings and Grounds           | 12,050.00          |   |                    | Transfers to Tax Title Liens or Foreclosed | 183.63            |
| Other Public Works                     |                    |   |                    | Balance December 31, 1969                  |                   |
| HEALTH and WELFARE                     |                    | CAPITAL DEBT AUTHORIZED, DECEMBER 31, 1969        |                    | TAX TITLE LIENS OUTSTANDING                |                   |
| Health Services Except Environmental   | 2,950.00           | ISSUED AND UNISSUED GROSS DEBT NET DEBT           |                    | Balance January 1, 1969                    | 9,991.80          |
| Welfare-Public Assistance              | 250.00             | School 1,321,465                                  |                    | Transfer From Taxes                        | 713.20            |
| Hospitals, Clinics, First Aid          |                    | Self-liquidating 1,100,000                        |                    | Redeemed in 1969                           | 6,361.66          |
| Animal, Insect, & Rodent Control       | 2,000.00           | Other 190,000                                     | 190,000            | Cancelled, Abated or Adjusted (1969)       |                   |
| Other Welfare Services                 |                    | Total 2,611,465                                   | 190,000            | Transfers to Foreclosed Property           |                   |
| RECREATION and CONSERVATION            |                    |   |                    | Balance December 31, 1969                  | 4,343.34          |
| Beaches and Boardwalks                 |                    | ISSUED AND OUTSTANDING                            |                    | PROPERTY ACQUIRED BY DEED OR               |                   |
| Parks, Playgrounds, Shade Trees        | 14,000.00          | School 1,321,465.98                               |                    | FORECLOSURE                                |                   |
| Land Reclamation & Conservation        |                    | Self-Liquidating 1,100,000.00                     |                    | Balance January 1, 1969                    | 9,005.00          |
| Other Recreational Services            | 150.00             | Other 190,000.00                                  |                    | Transfers From Taxes or Liens              |                   |
| EDUCATION (excluding schools)          |                    | Total 2,611,465.98                                |                    | Sale for Cash (1969)                       |                   |
| Libraries                              | 4,500.00           | EQUALIZED VALUATION BASIS                         |                    | Cancelled, Abated or Adjusted (1969)       |                   |
| Other Educational Services             |                    | FOR NET DEBT COMPUTATION                          | 42,054,661.33      | Balance December 31, 1969                  | 9,005.00          |
| STATUTORY EXPENDITURES                 |                    | 1969 CAPITAL OUTLAY TOTAL                         | 128,033.74         | CURRENT FINANCES DECEMBER 31, 1969         |                   |
| Pensions & F.I.C.A.                    | 15,750.00          | Beaches and Boardwalks                            |                    | ASSETS                                     |                   |
| Employee Fringe Benefits               | 3,700.00           | Parks and Playgrounds                             |                    | Cash Dec. 31, 1969                         | 340,914.16        |
| Other Statutory Expenditures           |                    | Public Buildings and Grounds                      |                    | Taxes Receivable                           | 74,270.49         |
| MUNICIPAL FUNCTIONS                    | TOTAL 390,978.00   | Vehicular Equipment                               |                    | Tax Title Liens                            | 4,343.34          |
| CAPITAL IMPROVEMENTS                   | 133,000.00         | Streets, Roads, Sidewalks, Storm Sewers           | 120,000.00         | Foreclosed Property                        | 9,005.00          |
| DEBT SERVICE                           |                    | Sewer System                                      | 7,734.89           | Emergencies & Other Deferred Charges       | 3,000.00          |
| Principal Payments                     | 50,000.00          | Water Service                                     | 298.85             | State Aid Receivable                       | 90,000.00         |
| Interest Payments                      | 19,619.45          | Other Utilities                                   |                    | Other Receivables                          | 11,390.14         |
| TYPE I SCHL DEBT *MEMO                 | 46,321.30          | Hospitals and Clinics                             |                    | Total                                      | 532,923.13        |
| DEFERRED CHARGES                       | 6,920.06           | Garbage and Trash Disposal Facilities             |                    | LIABILITIES                                |                   |
| SCHOOL, COUNTY, SPECIAL DISTRICT TAXES | 1,257,522.43       | Health Equipment                                  |                    | Cash Liabilities                           | 189,566.04        |
| RESERVE FOR UNCOLLECTED TAXES          | 112,032.49         | Library and Education Facilities                  |                    | Reserves for Receivables                   | 99,008.97         |
| EXPENDITURES                           | TOTAL 1,970,072.43 | Conservation and Recreation                       |                    | Surplus Dec. 31, 1969                      | 244,348.12        |
|  |                    | Other Expenditures                                |                    | Total                                      | 532,923.13        |

\* ABOVE DEBT SERVICE INCLUDES TYPE I SCHOOL DEBT

1804  
Population 1960 10,263  
Population 1969 11,870  
Moody Rating  
Land Area 1.60 Sq. Miles

BOUND BROOK BORO - SOMERSET COUNTY  
Net Valuation Taxable 33,589,437  
State Equalized Value 65,861,641  
Net Valuation on Which County Taxes  
are apportioned: 65,492,391  
State Equalization Ratio .5100  
General Tax Rate Per \$100. 6.71  
State Equalized  
General Tax Rate: 3.42

PER CAPITA:  
Gross Debt 127.56  
Net Debt 47.61  
Debt Service 2.44  
Total Tax Levy 186.07  
Municipal Expenditures 88.77

PER CENT:  
Gross Debt 2.48  
Net Debt .93  
Tax Levy Collected 96.37  
Tax Levy Cancelled, Abated  
or Adjusted .96

| 1969 EXPENDITURES                             |                           | 1969 REVENUES                                     |                           | 1969 PROPERTY TAX                          |                   |
|---|---------------------------|---|---------------------------|--|-------------------|
| <b>GENERAL GOVERNMENT</b>                     |                           |   |                           | <b>STATE EQUALIZED TAX RATE</b>            |                   |
| Governing Body & Public Boards                |                           | 1969 — Property Taxes Collected                   | 2,131,682.76              | Local District School Taxes                | 2.08 1,370,942.10 |
| Municipal Clerk                               |                           | 1969 Payments in Lieu of Taxes                    | 3,098.89                  | Regional & Consolidated School Tax         |                   |
| Financial Administration                      | 31,700.00                 | Delinquent Tax & Lien Collections                 | 46,106.98                 | School Taxes in Municipal Budget           |                   |
| Assessment of Taxes                           | 4,260.00                  | Business Personality Replacement Taxes            | 38,577.00                 | County Taxes                               | .46 299,967.25    |
| Collection of Taxes                           | 14,500.00                 | Taxes from Public Utilities                       | 139,458.35                | County Library Taxes                       |                   |
| Planning, Housing & Development               | 9,200.00                  | Other Miscellaneous Tax Revenues                  |                           | Local Municipal Purpose Taxes              | .79 521,781.25    |
| Human Resources                               | 500.00                    | State Aid Revenues                                | 55,468.29                 | Veteran & Senior Citizen Taxes             | .09 58,020.00     |
| Elections                                     | 939.00                    | Federal Aid Revenues                              |                           | Total Taxes for Rate Computation           | 3.42 2,250,710.60 |
| General Administration (other)                | 56,335.00                 | Sale of Acquired Property                         |                           | Special District Taxes                     |                   |
| <b>JUDICIARY</b>                              |                           | Other Miscellaneous Revenues                      | 114,845.71                | Bank Stock Taxes                           | 13,526.89         |
| Municipal Courts                              | 9,700.00                  | 1969 Revenues                                     | Total 2,529,237.98        | Added and Omitted Taxes                    | 2,442.71          |
| <b>PUBLIC SAFETY</b>                          |                           | Prior Years Surplus Appropriated                  | 170,000.00                | Total Taxes Levied - ABSTRACT              | 2,208,660.20      |
| Fire Protection                               | 46,800.00                 | <b>REVENUES</b>                                   | <b>TOTAL 2,699,237.98</b> | <b>TOTAL TAXES BILLED</b>                  | 2,212,046.89      |
| Police Protection                             | 210,350.00                |   |                           | 1969 TAXES COLLECTED                       | 2,131,682.76      |
| Civil Defense & Disaster Control              | 2,000.00                  | 1969 REAL PROPERTY VALUATIONS                     |                           | 1969 Taxes Cancelled, Abated or Adjusted   | 21,153.27         |
| Environmental Inspection & Control            | 13,400.00                 | Code Class # of Parcels %VAL'N                    | ASSESSED VALUATION        | Transfer to Tax Title Liens or Foreclosed  | 208.01            |
| Other Public Safety                           |                           | 1 Vacant Land 127 1.96                            | 632,450.00                | Balance Outstanding Dec. 31, 1969          | 59,002.85         |
| <b>PUBLIC WORKS</b>                           |                           | 2 Residential 2112 73.68                          | 23,777,050.00             | <b>PRIOR YEARS TAXES OUTSTANDING</b>       |                   |
| Streets and Drainage                          | 109,432.50                | 3 Farm  |                           | Balance January 1, 1969                    | 48,191.52         |
| Sewers and Sewage Processing                  | 73,000.00                 | 4a Commercial 216 17.37                           | 5,605,300.00              | Collected in 1969                          | 46,106.98         |
| Garbage and Trash Disposal                    | 60,200.00                 | 4b Industrial 1 .27                               | 87,350.00                 | Cancelled, Abated or Adjusted (1969)       | 1,700.74          |
| Public Buildings and Grounds                  | 30,100.00                 | 4c Apartments 31 6.72                             | 2,169,400.00              | Transfers to Tax Title Liens or Foreclosed | 320.80            |
| Other Public Works                            |                           | Total 2487 100.00                                 | 32,271,550.00             | Balance December 31, 1969                  | 63.00             |
| <b>HEALTH and WELFARE</b>                     |                           | <b>CAPITAL DEBT AUTHORIZED, DECEMBER 31, 1969</b> |                           | <b>TAX TITLE LIENS OUTSTANDING</b>         |                   |
| Health Services Except Environmental          | 13,350.00                 | ISSUED AND UNISSUED                               | GROSS DEBT NET DEBT       | Balance January 1, 1969                    |                   |
| Welfare-Public Assistance                     | 5,700.00                  | School  | 759,000                   | Transfers From Taxes                       | 663.77            |
| Hospitals, Clinics, First Aid                 | 2,000.00                  | Self-liquidating                                  |                           | Redeemed in 1969                           |                   |
| Animal, Insect, & Rodent Control              |                           | Other   | 755,100 565,100           | Cancelled, Abated or Adjusted (1969)       |                   |
| Other Welfare Services                        |                           | Total   | 1,514,100 565,100         | Transfers to Foreclosed Property           |                   |
| <b>RECREATION and CONSERVATION</b>            |                           | ISSUED AND OUTSTANDING                            |                           | Balance December 31, 1969                  | 663.77            |
| Beaches and Boardwalks                        |                           | School  | 759,000.00                | <b>PROPERTY ACQUIRED BY DEED OR</b>        |                   |
| Parks, Playgrounds, Shade Trees               | 3,500.00                  | Self-Liquidating                                  |                           | <b>FORECLOSURE</b>                         |                   |
| Land Reclamation & Conservation               |                           | Other   | 748,000.00                | Balance January 1, 1969                    |                   |
| Other Recreational Services                   | 28,875.00                 | Total   | 1,507,000.00              | Transfers From Taxes or Liens              |                   |
| <b>EDUCATION (excluding schools)</b>          |                           | <b>EQUALIZED VALUATION BASIS</b>                  |                           | Sale for Cash (1969)                       |                   |
| Libraries                                     |                           | <b>FOR NET DEBT COMPUTATION</b>                   | 60,954,162.67             | Cancelled, Abated or Adjusted (1969)       |                   |
| Other Educational Services                    | 76,900.00                 | 1969 CAPITAL OUTLAY                               | TOTAL 111,754.96          | Balance December 31, 1969                  |                   |
| <b>STATUTORY EXPENDITURES</b>                 |                           | Beaches and Boardwalks                            |                           | <b>CURRENT FINANCES DECEMBER 31, 1969</b>  |                   |
| Pensions & F.I.C.A.                           | 66,346.00                 | Parks and Playgrounds                             | 45,723.63                 | <b>ASSETS</b>                              |                   |
| Employee Fringe Benefits                      | 13,500.00                 | Public Buildings and Grounds                      | 36,609.05                 | Cash Dec. 31, 1969                         | 292,906.80        |
| Other Statutory Expenditures                  |                           | Vehicular Equipment                               |                           | Taxes Receivable                           | 59,065.85         |
| <b>MUNICIPAL FUNCTIONS</b>                    | <b>TOTAL 882,587.50</b>   | Streets, Roads, Sidewalks, Storm Sewers           | 26,994.90                 | Tax Title Liens                            | 663.77            |
| <b>CAPITAL IMPROVEMENTS</b>                   | 5,000.00                  | Sewer System                                      |                           | Foreclosed Property                        |                   |
| <b>DEBT SERVICE</b>                           |                           | Water Service                                     |                           | Emergencies & Other Deferred Charges       | 20,432.50         |
| Principal Payments                            | 15,000.00                 | Other Utilities                                   |                           | State Aid Receivable                       | 23,217.00         |
| Interest Payments                             | 14,000.00                 | Hospitals and Clinics                             |                           | Other Receivables                          | 15,530.03         |
| <b>DEFERRED CHARGES</b>                       | 11,265.20                 | Garbage and Trash Disposal Facilities             |                           | Total                                      | 411,815.95        |
| <b>SCHOOL, COUNTY, SPECIAL DISTRICT TAXES</b> | <b>1,670,909.35</b>       | Health Equipment                                  |                           | <b>LIABILITIES</b>                         |                   |
| <b>RESERVE FOR UNCOLLECTED TAXES</b>          | <b>125,870.26</b>         | Library and Education Facilities                  | 2,427.38                  | Cash Liabilities                           | 104,564.33        |
|   |                           | Conservation and Recreation                       |                           | Reserves for Receivables                   | 75,259.65         |
|   |                           | Other Expenditures                                |                           | Surplus Dec. 31, 1969                      | 231,991.97        |
| <b>EXPENDITURES</b>                           | <b>TOTAL 2,724,632.31</b> |   |                           | Total                                      | 411,815.95        |



1307  
Population 1960 4,204  
Population 1969 4,860  
  
Moody Rating  
Land Area .70 Sq. Miles

BRADLEY BEACH BORO - MONMOUTH COUNTY  
Net Valuation Taxable 25,791,440  
State Equalized Value 29,116,550  
Net Valuation on Which County Taxes are apportioned: 28,799,472  
State Equalization Ratio .8858  
General Tax Rate Per \$100. 4.91  
State Equalized General Tax Rate: 4.34

PER CAPITA:  
Gross Debt 97.02  
Net Debt 97.02  
Debt Service 13.94  
Total Tax Levy 256.69  
Municipal Expenditures 181.70

PER CENT:  
Gross Debt 1.62  
Net Debt 1.62  
Tax Levy Collected 94.48  
Tax Levy Cancelled, Abated or Adjusted .16

| 1969 EXPENDITURES                             |                           | 1969 REVENUES                                     |                           | 1969 PROPERTY TAX                               |                   |
|---|---------------------------|---|---------------------------|---|-------------------|
| <b>GENERAL GOVERNMENT</b>                     |                           |   |                           | <b>STATE EQUALIZED TAX RATE</b>                 |                   |
| Governing Body & Public Boards                |                           | 1969 — Property Taxes Collected                   | 1,178,823.19              | Local District School Taxes                     | 2.13 621,331.00   |
| Municipal Clerk                               |                           | 1969 Payments in Lieu of Taxes                    | 16,816.92                 | Regional & Consolidated School Tax              |                   |
| Financial Administration                      | 62,585.81                 | Delinquent Tax & Lien Collections                 | 49,186.11                 | School Taxes in Municipal Budget                |                   |
| Assessment of Taxes                           | 2,735.00                  | Business Personalty Replacement Taxes             | 23,661.00                 | County Taxes                                    | .59 171,050.24    |
| Collection of Taxes                           | 9,260.00                  | Taxes from Public Utilities                       | 63,026.98                 | County Library Taxes                            |                   |
| Planning, Housing & Development               |                           | Other Miscellaneous Tax Revenues                  |                           | Local Municipal Purpose Taxes                   | 1.54 448,826.23   |
| Human Resources                               |                           | State Aid Revenues                                | 19,694.34                 | Veteran & Senior Citizen Taxes                  | .08 24,090.00     |
| Elections                                     |                           | Federal Aid Revenues                              |                           | Total Taxes for Rate Computation                | 4.34 1,265,297.47 |
| General Administration (other)                | 66,066.73                 | Sale of Acquired Property                         | 207.00                    | Special District Taxes                          |                   |
| <b>JUDICIARY</b>                              |                           | Other Miscellaneous Revenues                      | 217,759.08                | Bank Stock Taxes                                | 4,442.63          |
| Municipal Courts                              | 5,105.74                  | 1969 Revenues                                     | 1,569,174.62              | Added and Omitted Taxes                         | 1,861.29          |
| <b>PUBLIC SAFETY</b>                          |                           | Prior Years Surplus Appropriated                  | 57,000.00                 | Total Taxes Levied - ABSTRACT                   | 1,247,511.39      |
| Fire Protection                               | 24,218.12                 | <b>REVENUES</b>                                   | <b>TOTAL</b> 1,626,174.62 | <b>TOTAL TAXES BILLED</b>                       | 1,247,749.72      |
| Police Protection                             | 155,523.02                |   |                           | 1969 TAXES COLLECTED                            | 1,178,823.19      |
| Civil Defense & Disaster Control              | 52.40                     |   |                           | 1969 Taxes Cancelled, Abated or Adjusted        | 1,954.03          |
| Environmental Inspection & Control            |                           |   |                           | Transfer to Tax Title Liens or Foreclosed       |                   |
| Other Public Safety                           |                           |   |                           | Balance Outstanding Dec. 31, 1969               | 66,972.50         |
| <b>PUBLIC WORKS</b>                           |                           | <b>1969 REAL PROPERTY VALUATIONS</b>              |                           | <b>PRIOR YEARS TAXES OUTSTANDING</b>            |                   |
| Streets and Drainage                          | 90,160.57                 | Code Class # of Parcels %VAL'N                    | ASSESSED VALUATION        | Balance January 1, 1969                         | 49,186.11         |
| Sewers and Sewage Processing                  | 5,757.28                  | 1 Vacant Land 117 1.10                            | 280,070.00                | Collected in 1969                               | 49,186.11         |
| Garbage and Trash Disposal                    | 108,397.28                | 2 Residential 1448 72.80                          | 18,550,764.00             | Cancelled, Abated or Adjusted (1969)            |                   |
| Public Buildings and Grounds                  | 6,750.00                  | 3 Farm  |                           | Transfers to Tax Title Liens or Foreclosed      |                   |
| Other Public Works                            |                           | 4a Commercial 142 11.44                           | 2,916,190.00              | Balance December 31, 1969                       |                   |
| <b>HEALTH and WELFARE</b>                     |                           | 4b Industrial 4 .29                               | 73,630.00                 | <b>TAX TITLE LIENS OUTSTANDING</b>              |                   |
| Health Services Except Environmental          | 6,250.00                  | 4c Apartments 82 14.36                            | 3,659,933.00              | Balance January 1, 1969                         | 167.98            |
| Welfare-Public Assistance                     | 3,900.00                  | Total 1793 99.99                                  | 25,480,587.00             | Transfers From Taxes                            |                   |
| Hospitals, Clinics, First Aid                 |                           |   |                           | Redeemed in 1969                                |                   |
| Animal, Insect, & Rodent Control              |                           |   |                           | Cancelled, Abated or Adjusted (1969)            |                   |
| Other Welfare Services                        |                           |   |                           | Transfers to Foreclosed Property                |                   |
| <b>RECREATION and CONSERVATION</b>            |                           | <b>CAPITAL DEBT AUTHORIZED, DECEMBER 31, 1969</b> |                           | Balance December 31, 1969                       | 167.98            |
| Beaches and Boardwalks                        | 74,487.88                 | ISSUED AND UNISSUED                               |                           | <b>PROPERTY ACQUIRED BY DEED OR FORECLOSURE</b> |                   |
| Parks, Playgrounds, Shade Trees               | 5,383.19                  | School  |                           | Balance January 1, 1969                         | 30,442.00         |
| Land Reclamation & Conservation               |                           | Self-Liquidating                                  |                           | Transfers From Taxes or Liens                   |                   |
| Other Recreational Services                   | 7,300.00                  | Other   | 471,495                   | Sale for Cash (1969)                            | 207.00            |
| <b>EDUCATION (excluding schools)</b>          |                           | Total   | 471,495                   | Cancelled, Abated or Adjusted (1969)            |                   |
| Libraries                                     | 11,165.00                 |   |                           | Balance December 31, 1969                       | 30,235.00         |
| Other Educational Services                    |                           |   |                           | <b>CURRENT FINANCES DECEMBER 31, 1969</b>       |                   |
| <b>STATUTORY EXPENDITURES</b>                 |                           | <b>ISSUED AND OUTSTANDING</b>                     |                           | <b>ASSETS</b>                                   |                   |
| Pensions & F.I.C.A.                           | 46,880.42                 | School  |                           | Cash Dec. 31, 1969                              | 182,972.05        |
| Employee Fringe Benefits                      |                           | Self-Liquidating                                  |                           | Taxes Receivable                                | 66,972.50         |
| Other Statutory Expenditures                  |                           | Other   | 423,000.00                | Tax Title Liens                                 | 167.98            |
| <b>MUNICIPAL FUNCTIONS</b>                    |                           | Total   | 423,000.00                | Foreclosed Property                             | 30,235.00         |
| <b>CAPITAL IMPROVEMENTS</b>                   |                           | <b>EQUALIZED VALUATION BASIS</b>                  |                           | Emergencies & Other Deferred Charges            | 29,887.00         |
| <b>DEBT SERVICE</b>                           |                           | <b>FOR NET DEBT COMPUTATION</b>                   | 29,061,875.67             | State Aid Receivable                            |                   |
| Principal Payments                            | 51,000.00                 | 1969 CAPITAL OUTLAY                               | TOTAL 6,640.00            | Other Receivables                               | 25,397.78         |
| Interest Payments                             | 16,739.00                 | Beaches and Boardwalks                            |                           | Total   | 335,632.31        |
| <b>DEFERRED CHARGES</b>                       |                           | Parks and Playgrounds                             |                           | <b>LIABILITIES</b>                              |                   |
| <b>SCHOOL, COUNTY, SPECIAL DISTRICT TAXES</b> |                           | Public Buildings and Grounds                      |                           | Cash Liabilities                                | 27,526.77         |
| <b>RESERVE FOR UNCOLLECTED TAXES</b>          |                           | Vehicular Equipment                               |                           | Reserves for Receivables                        | 122,773.26        |
|   |                           | Streets, Roads, Sidewalks, Storm Sewers           | 6,640.00                  | Surplus Dec. 31, 1969                           | 185,332.28        |
|   |                           | Sewer System                                      |                           |   | 335,632.31        |
|   |                           | Water Service                                     |                           |   |                   |
|   |                           | Other Utilities                                   |                           |   |                   |
|   |                           | Hospitals and Clinics                             |                           |   |                   |
|   |                           | Garbage and Trash Disposal Facilities             |                           |   |                   |
|   |                           | Health Equipment                                  |                           |   |                   |
|   |                           | Library and Education Facilities                  |                           |   |                   |
|   |                           | Conservation and Recreation                       |                           |   |                   |
|   |                           | Other Expenditures                                |                           |   |                   |
| <b>EXPENDITURES</b>                           | <b>TOTAL</b> 1,675,450.89 |   |                           |   |                   |

1805  
Population 1960 3,741  
Population 1969 5,500  
Moody Rating  
Land Area 20.20 Sq. Miles

# BRANCHBURG TWP

Net Valuation Taxable 19,622,550  
State Equalized Value 54,101,323  
Net Valuation on Which County Taxes  
are apportioned: 54,337,597  
State Equalization Ratio .3627

# - SOMERSET COUNTY

General Tax Rate Per \$100. 7.48  
State Equalized  
General Tax Rate: 2.71

PER CAPITA:  
Gross Debt 399.45  
Net Debt 150.18  
Debt Service 7.84  
Total Tax Levy 267.48  
Municipal Expenditures 219.19

PER CENT:  
Gross Debt 4.33  
Net Debt 1.63  
Tax Levy Collected 95.13  
Tax Levy Cancelled, Abated  
or Adjusted .03

| 1969 EXPENDITURES                      |              | 1969 REVENUES                                     |  | 1969 PROPERTY TAX                          |              |
|--|--------------|---|--|--|--------------|
| GENERAL GOVERNMENT                     |              | 1969 — Property Taxes Collected                   |  | STATE EQUALIZED TAX RATE                   |              |
| Governing Body & Public Boards         |              | 1,399,466.07                                      |  | Local District School Taxes                | 2.09         |
| Municipal Clerk                        |              | 1969 Payments in Lieu of Taxes                    |  | Regional & Consolidated School Tax         |              |
| Financial Administration               | 15,600.00    | Delinquent Tax & Lien Collections                 |  | School Taxes in Municipal Budget           |              |
| Assessment of Taxes                    | 6,000.00     | 101,615.14  |  | County Taxes                               | .46          |
| Collection of Taxes                    | 7,530.00     | Business Penalty Replacement Taxes                |  | County Library Taxes                       | .03          |
| Planning, Housing & Development        | 12,400.00    | 36,434.00   |  | Local Municipal Purpose Taxes              | .09          |
| Human Resources                        |              | Taxes from Public Utilities                       |  | Veteran & Senior Citizen Taxes             | .05          |
| Elections                              | 1,800.00     | 530,493.23  |  | Total Taxes for Rate Computation           | 2.72         |
| General Administration (other)         | 82,200.00    | Other Miscellaneous Tax Revenues                  |  | Special District Taxes                     |              |
| JUDICIARY                              |              | State Aid Revenues                                |  | Bank Stock Taxes                           | 1,036.08     |
| Municipal Courts                       | 4,460.00     | Federal Aid Revenues                              |  | Added and Omitted Taxes                    | 30,840.90    |
| PUBLIC SAFETY                          |              | Sale of Acquired Property                         |  | Total Taxes Levied - ABSTRACT              | 1,471,154.99 |
| Fire Protection                        | 18,000.00    | Other Miscellaneous Revenues                      |  | TOTAL TAXES BILLED                         | 1,471,154.99 |
| Police Protection                      | 8,850.00     | 1969 Revenues                                     |  | 1969 TAXES COLLECTED                       | 1,399,466.07 |
| Civil Defense & Disaster Control       | 10.00        | 2,227,066.23                                      |  | 1969 Taxes Cancelled, Abated or Adjusted   | 404.06       |
| Environmental Inspection & Control     | 5,140.00     | Prior Years Surplus Appropriated                  |  | Transfer to Tax Title Liens or Foreclosed  |              |
| Other Public Safety                    |              | 420,000.00  |  | Balance Outstanding Dec. 31, 1969          | 71,284.86    |
| PUBLIC WORKS                           |              | REVENUES  |  | PRIOR YEARS TAXES OUTSTANDING              |              |
| Streets and Drainage                   | 147,765.00   | TOTAL   |  | Balance January 1, 1969                    | 103,128.92   |
| Sewers and Sewage Processing           |              | 1969 REAL PROPERTY VALUATIONS                     |  | Collected in 1969                          | 98,470.94    |
| Garbage and Trash Disposal             |              | Code Class # of Parcels %VAL'N ASSESSED VALUATION |  | Cancelled, Abated or Adjusted (1969)       | 873.44       |
| Public Buildings and Grounds           | 7,150.00     | 1 1 Vacant Land 259 2.16 419,300.00               |  | Transfers to Tax Title Liens or Foreclosed |              |
| Other Public Works                     |              | 2 2 Residential 1224 61.07 11,869,400.00          |  | Balance December 31, 1969                  | 3,784.54     |
| HEALTH and WELFARE                     |              | 3 3 Farm 201 10.85 2,109,450.00                   |  | TAX TITLE LIENS OUTSTANDING                |              |
| Health Services Except Environmental   | 10,890.00    | 4a 4a Commercial 130 20.89 4,059,500.00           |  | Balance January 1, 1969                    | 3,144.20     |
| Welfare-Public Assistance              | 4,100.00     | 4b 4b Industrial 11 5.04 978,850.00               |  | Transfers From Taxes                       |              |
| Hospitals, Clinics, First Aid          | 1,250.00     | 4c 4c Apartments                                  |  | Redeemed in 1969                           | 3,144.20     |
| Animal, Insect, & Rodent Control       |              | Total   |  | Cancelled, Abated or Adjusted (1969)       |              |
| Other Welfare Services                 |              | 1825 100.01 19,436,500.00                         |  | Transfers to Foreclosed Property           |              |
| RECREATION and CONSERVATION            |              | CAPITAL DEBT AUTHORIZED, DECEMBER 31, 1969        |  | Balance December 31, 1969                  | 3,784.54     |
| Beaches and Boardwalks                 |              | ISSUED AND UNISSUED                               |  | PROPERTY ACQUIRED BY DEED OR               |              |
| Parks, Playgrounds, Shade Trees        |              | SCHOOL  |  | FORECLOSURE                                |              |
| Land Reclamation & Conservation        |              | Self-Liquidating                                  |  | Balance January 1, 1969                    | 350.00       |
| Other Recreational Services            | 12,860.00    | Other   |  | Transfers From Taxes or Liens              |              |
| EDUCATION (excluding schools)          |              | Total   |  | Sale for Cash (1969)                       |              |
| Libraries                              |              | ISSUED AND OUTSTANDING                            |  | Cancelled, Abated or Adjusted (1969)       |              |
| Other Educational Services             | 80,000.00    | SCHOOL  |  | Balance December 31, 1969                  | 350.00       |
| STATUTORY EXPENDITURES                 |              | Self-Liquidating                                  |  | CURRENT FINANCES DECEMBER 31, 1969         |              |
| Pensions & F.I.C.A.                    | 19,900.00    | Other   |  | ASSETS                                     |              |
| Employee Fringe Benefits               | 100.00       | Total   |  | Cash Dec. 31, 1969                         | 898,701.55   |
| Other Statutory Expenditures           |              | EQUIALIZED VALUATION BASIS                        |  | Taxes Receivable                           | 75,069.40    |
| MUNICIPAL FUNCTIONS                    | 446,005.00   | FOR NET DEBT COMPUTATION                          |  | Tax Title Liens                            |              |
| CAPITAL IMPROVEMENTS                   | 534,300.00   | 1969 CAPITAL OUTLAY                               |  | Foreclosed Property                        | 350.00       |
| DEBT SERVICE                           |              | TOTAL   |  | Emergencies & Other Deferred Charges       |              |
| Principal Payments                     | 40,000.00    | Beaches and Boardwalks                            |  | State Aid Receivable                       | 101,943.89   |
| Interest Payments                      | 3,100.00     | Parks and Playgrounds                             |  | Other Receivables                          | 27,791.70    |
| DEFERRED CHARGES                       | 77,500.00    | Public Buildings and Grounds                      |  | Total                                      | 1,103,856.54 |
| SCHOOL, COUNTY, SPECIAL DISTRICT TAXES | 1,392,897.38 | Vehicular Equipment                               |  | LIABILITIES                                |              |
| RESERVE FOR UNCOLLECTED TAXES          | 104,615.23   | Streets, Roads, Sidewalks, Storm Sewers           |  | Cash Liabilities                           | 705,674.80   |
| EXPENDITURES                           |              | Sewer System                                      |  | Reserves for Receivables                   | 103,211.10   |
|  |              | Water Service                                     |  | Surplus Dec. 31, 1969                      | 294,970.64   |
|  |              | Other Utilities                                   |  | Total                                      | 1,103,856.54 |
|  |              | Hospitals and Clinics                             |  |  |              |
|  |              | Garbage and Trash Disposal Facilities             |  |  |              |
|  |              | Health Equipment                                  |  |  |              |
|  |              | Library and Education Facilities                  |  |  |              |
|  |              | Conservation and Recreation                       |  |  |              |
|  |              | Other Expenditures                                |  |  |              |
|  |              | TOTAL   |  |  |              |

|                         |  |                                 |               |                       |  |
|-------------------------|--|---------------------------------|---------------|-----------------------|--|
| <b>1903</b>             | <b>BRANCHVILLE BORO</b>  | <b>- SUSSEX</b>                 | <b>COUNTY</b> | <b>PER CAPITA:</b>    | <b>PER CENT:</b>                       |
| Population 1960 963     | Net Valuation Taxable 5,350,050                                |                                 |               | Gross Debt 144.92     | Gross Debt 2.31                        |
| Population 1969 1,040   | State Equalized Value 6,940,905                                | General Tax Rate Per \$100. .94 |               | Net Debt              | Net Debt                               |
|                         | Net Valuation on Which County Taxes are apportioned: 7,861,590 | State Equalized                 |               | Debt Service 252.40   | Tax Levy Collected 94.84               |
| Moody Rating            | State Equalization Ratio .7708                                 | General Tax Rate: 3.80          |               | Total Tax Levy 115.43 | Tax Levy Cancelled, Abated or Adjusted |
| Land Area .50 Sq. Miles |  |                                 |               |                       |  |

| 1969 EXPENDITURES                             |              | 1969 REVENUES                                     |                    | 1969 PROPERTY TAX                          |                                      |
|---|--------------|---|--------------------|--|--------------------------------------|
| <b>GENERAL GOVERNMENT</b>                     |              | 1969 — Property Taxes Collected                   |                    | <b>STATE EQUALIZED TAX RATE</b>            |                                      |
| Governing Body & Public Boards                |              |   | 248,965.46         | Local District School Taxes                | 1.61 111,534.00                      |
| Municipal Clerk                               |              | 1969 Payments in Lieu of Taxes                    |                    | Regional & Consolidated School Tax         | 1.29 89,398.69                       |
| Financial Administration                      | 5,050.00     | Delinquent Tax & Lien Collections                 | 13,726.88          | School Taxes in Municipal Budget           |                                      |
| Assessment of Taxes                           | 2,025.00     | Business Personalty Replacement Taxes             | 24,189.00          | County Taxes                               | .79 54,872.14                        |
| Collection of Taxes                           | 1,650.00     | Taxes from Public Utilities                       | 8,483.69           | County Library Taxes                       | .04 2,502.41                         |
| Planning, Housing & Development               |              | Other Miscellaneous Tax Revenues                  | 50,661.45          | Local Municipal Purpose Taxes              |                                      |
| Human Resources                               |              | State Aid Revenues                                | 5,297.89           | Veteran & Senior Citizen Taxes             | .09 5,910.00                         |
| Elections                                     |              | Federal Aid Revenues                              |                    | Total Taxes for Rate Computation           | 3.82 264,217.24                      |
| General Administration (other)                | 6,432.60     | Sale of Acquired Property                         |                    | Special District Taxes                     |                                      |
| <b>JUDICIARY</b>                              |              | Other Miscellaneous Revenues                      | 4,094.44           | Bank Stock Taxes                           | 3,985.93                             |
| Municipal Courts                              | 1,200.00     | 1969 Revenues                                     | 355,418.81         | Added and Omitted Taxes                    | 205.96                               |
| <b>PUBLIC SAFETY</b>                          |              | Prior Years Surplus Appropriated                  | 40,000.00          | Total Taxes Levied - ABSTRACT              | 262,499.13                           |
| Fire Protection                               | 5,760.00     | <b>REVENUES</b>                                   | <b>TOTAL</b>       | <b>TOTAL TAXES BILLED</b>                  | 262,499.13                           |
| Police Protection                             | 3,400.00     |   | 395,418.81         | <b>1969 TAXES COLLECTED</b>                | 248,965.46                           |
| Civil Defense & Disaster Control              | 300.00       | <b>1969 REAL PROPERTY VALUATIONS</b>              |                    | 1969 Taxes Cancelled, Abated or Adjusted   |                                      |
| Environmental Inspection & Control            | 300.00       | Code Class # of Parcels %VAL'N                    | ASSESSED VALUATION | Transfer to Tax Title Liens or Foreclosed  |                                      |
| Other Public Safety                           |              | 1 Vacant Land 47 1.25                             | 64,550.00          | Balance Outstanding Dec. 31, 1969          |                                      |
| <b>PUBLIC WORKS</b>                           |              | 2 Residential 244 55.52                           | 2,871,200.00       | <b>PRIOR YEARS TAXES OUTSTANDING</b>       |                                      |
| Streets and Drainage                          | 15,267.40    | 3 Farm  |                    | Balance January 1, 1969                    | 16,746.84                            |
| Sewers and Sewage Processing                  |              | 4a Commercial 57 41.43                            | 2,142,800.00       | Collected in 1969                          | 13,726.88                            |
| Garbage and Trash Disposal                    | 6,500.00     | 4b Industrial                                     |                    | Cancelled, Abated or Adjusted (1969)       |                                      |
| Public Buildings and Grounds                  |              | 4c Apartments 2 1.80                              | 93,300.00          | Transfers to Tax Title Liens or Foreclosed |                                      |
| Other Public Works                            |              | Total 350 100.00                                  | 5,171,850.00       | Balance December 31, 1969                  | 3,019.96                             |
| <b>HEALTH and WELFARE</b>                     |              | <b>CAPITAL DEBT AUTHORIZED, DECEMBER 31, 1969</b> |                    | <b>TAX TITLE LIENS OUTSTANDING</b>         |                                      |
| Health Services Except Environmental          | 500.00       | ISSUED AND UNISSUED                               | GROSS DEBT         | NET DEBT                                   |                                      |
| Welfare-Public Assistance                     | 500.00       | School  | 150,721            |  | Balance January 1, 1969              |
| Hospitals, Clinics, First Aid                 | 750.00       | Self-liquidating                                  |                    |  | Transfers From Taxes                 |
| Animal, Insect, & Rodent Control              |              | Other   |                    |  | Redeemed in 1969                     |
| Other Welfare Services                        |              | Total   | 150,721            |  | Cancelled, Abated or Adjusted (1969) |
| <b>RECREATION and CONSERVATION</b>            |              | <b>ISSUED AND OUTSTANDING</b>                     |                    | Transfers to Foreclosed Property:          |                                      |
| Beaches and Boardwalks                        |              | School  | 142,721.66         | Balance December 31, 1969                  |                                      |
| Parks, Playgrounds, Shade Trees               |              | Self-Liquidating                                  |                    | <b>PROPERTY ACQUIRED BY DEED OR</b>        |                                      |
| Land Reclamation & Conservation               |              | Other   |                    | <b>FORECLOSURE</b>                         |                                      |
| Other Recreational Services                   | 1,000.00     | Total   | 142,721.66         | Balance January 1, 1969                    |                                      |
| <b>EDUCATION (excluding schools)</b>          |              | <b>EQUALIZED VALUATION BASIS</b>                  |                    | Transfers From Taxes or Liens              |                                      |
| Libraries                                     |              | <b>FOR NET DEBT COMPUTATION</b>                   |                    | Sale for Cash (1969)                       |                                      |
| Other Educational Services                    |              | <b>1969 CAPITAL OUTLAY</b>                        |                    | Cancelled, Abated or Adjusted (1969)       |                                      |
| <b>STATUTORY EXPENDITURES</b>                 |              | <b>TOTAL</b>                                      |                    | Balance December 31, 1969                  |                                      |
| Pensions & F.I.C.A.                           | 800.00       | Beaches and Boardwalks                            |                    | <b>CURRENT FINANCES DECEMBER 31, 1969</b>  |                                      |
| Employee Fringe Benefits                      |              | Parks and Playgrounds                             |                    | <b>ASSETS</b>                              |                                      |
| Other Statutory Expenditures                  |              | Public Buildings and Grounds                      |                    | Cash Dec. 31, 1969                         | 138,826.92                           |
| <b>MUNICIPAL FUNCTIONS</b>                    |              | Vehicular Equipment                               |                    | Taxes Receivable                           | 16,553.63                            |
| <b>CAPITAL IMPROVEMENTS</b>                   |              | Streets, Roads, Sidewalks, Storm Sewers           |                    | Tax Title Liens                            |                                      |
| <b>DEBT SERVICE</b>                           |              | Sewer System                                      |                    | Foreclosed Property                        |                                      |
| Principal Payments                            |              | Water Service                                     |                    | Emergencies & Other Deferred Charges       | 3,650.00                             |
| Interest Payments                             |              | Other Utilities                                   |                    | State Aid Receivable                       | 7,141.76                             |
|   |              | Hospitals and Clinics                             |                    | Other Receivables                          | 5,652.79                             |
| <b>DEFERRED CHARGES</b>                       |              | Garbage and Trash Disposal Facilities             |                    | Total                                      | 171,825.10                           |
| <b>SCHOOL, COUNTY, SPECIAL DISTRICT TAXES</b> |              | Health Equipment                                  |                    | <b>LIABILITIES</b>                         |                                      |
| <b>RESERVE FOR UNCOLLECTED TAXES</b>          |              | Library and Education Facilities                  |                    | Cash Liabilities                           | 6,200.93                             |
|   |              | Conservation and Recreation                       |                    | Reserves for Receivables                   | 22,206.42                            |
|   |              | Other Expenditures                                |                    | Surplus Dec. 31, 1969                      | 143,417.75                           |
| <b>EXPENDITURES</b>                           | <b>TOTAL</b> |   |                    | Total                                      | 171,825.10                           |

1506  
Population 1960 16,299  
Population 1969 26,070  
  
Moody Rating BA  
Land Area 26.40 Sq. Miles

BRICK TWP - OCEAN COUNTY  
Net Valuation Taxable 218,444,791  
State Equalized Value 248,458,588 General Tax Rate Per \$100. 3.67  
Net Valuation on Which County Taxes are apportioned: 248,579,284 State Equalized  
State Equalization Ratio .8792 General Tax Rate: 3.22

PER CAPITA:  
Gross Debt 454.78  
Net Debt 81.88  
Debt Service .39  
Total Tax Levy 313.25  
Municipal Expenditures 92.70

PER CENT:  
Gross Debt 5.14  
Net Debt .92  
Tax Levy Collected 94.12  
Tax Levy Cancelled, Abated or Adjusted

| 1969 EXPENDITURES                      |              | 1969 REVENUES                                     |  | 1969 PROPERTY TAX                          |            |
|--|--------------|---|--|--|------------|
| GENERAL GOVERNMENT                     |              | 1969 — Property Taxes Collected                   |  | STATE EQUALIZED TAX RATE                   |            |
| Governing Body & Public Boards         | 40,746.00    | 1969 Payments in Lieu of Taxes                    |  | Local District School Taxes                | 2.37       |
| Municipal Clerk                        | 44,829.00    | Delinquent Tax & Lien Collections                 |  | Regional & Consolidated School Tax         |            |
| Financial Administration               | 85,583.00    | Business Personalty Replacement Taxes             |  | School Taxes in Municipal Budget           |            |
| Assessment of Taxes                    | 61,902.00    | Taxes from Public Utilities                       |  | County Taxes                               | .52        |
| Collection of Taxes                    | 66,545.00    | Other Miscellaneous Tax Revenues                  |  | County Library Taxes                       | .02        |
| Planning, Housing & Development        | 42,948.00    | State Aid Revenues                                |  | Local Municipal Purpose Taxes              | .21        |
| Human Resources                        | 13,093.00    | Federal Aid Revenues                              |  | Veteran & Senior Citizen Taxes             | .10        |
| Elections                              | 18,845.00    | Sale of Acquired Property                         |  | Total Taxes for Rate Computation           | 3.22       |
| General Administration (other)         | 118,705.00   | Other Miscellaneous Revenues                      |  | Special District Taxes                     |            |
| JUDICIARY                              |              | 1969 Revenues                                     |  | Bank Stock Taxes                           |            |
| Municipal Courts                       | 29,027.00    | Prior Years Surplus Appropriated                  |  | Added and Omitted Taxes                    |            |
| PUBLIC SAFETY                          |              | REVENUES  |  | Total Taxes Levied - ABSTRACT              |            |
| Fire Protection                        |              | TOTAL   |  | TOTAL TAXES BILLED                         |            |
| Police Protection                      | 40,548.00    | 1969 REAL PROPERTY VALUATIONS                     |  | 1969 Taxes Cancelled, Abated or Adjusted   |            |
| Civil Defense & Disaster Control       | 4,500.00     | Code Class # of Parcels %VAL'N ASSESSED VALUATION |  | Transfer to Tax Title Liens or Foreclosed  |            |
| Environmental Inspection & Control     | 29,553.00    | 1 Vacant Land 7630 10.84 23,332,000.00            |  | Balance Outstanding Dec. 31, 1969          |            |
| Other Public Safety                    |              | 2 Residential 12492 78.46 168,956,700.00          |  |  | 480,021.19 |
| PUBLIC WORKS                           |              | 3 Farm 29 .18 390,450.00                          |  | PRIOR YEARS TAXES OUTSTANDING              |            |
| Streets and Drainage                   | 422,461.00   | 4a Commercial 384 9.41 20,252,700.00              |  | Balance January 1, 1969                    |            |
| Sewers and Sewage Processing           |              | 4b Industrial 6 .12 265,000.00                    |  | Collected in 1969                          |            |
| Garbage and Trash Disposal             | 227,794.00   | 4c Apartments 4 .99 2,136,500.00                  |  | Cancelled, Abated or Adjusted (1969)       |            |
| Public Buildings and Grounds           | 29,935.00    | Total 20545 100.00 215,333,350.00                 |  | Transfers to Tax Title Liens or Foreclosed |            |
| Other Public Works                     | 41,578.00    | CAPITAL DEBT AUTHORIZED, DECEMBER 31, 1969        |  | Balance December 31, 1969                  |            |
| HEALTH and WELFARE                     |              | ISSUED AND UNISSUED                               |  | TAX TITLE LIENS OUTSTANDING                |            |
| Health Services Except Environmental   | 44,057.00    | SCHOOL GROSS DEBT NET DEBT                        |  | Balance January 1, 1969                    |            |
| Welfare-Public Assistance              | 11,100.00    | School 10,464,000 1,446,564                       |  | Transfers From Taxes                       |            |
| Hospitals, Clinics, First Aid          | 1,000.00     | Self-liquidating 696,000                          |  | Redeemed in 1969                           |            |
| Animal, Insect, & Rodent Control       | 30,439.00    | Other 696,000 688,000                             |  | Cancelled, Abated or Adjusted (1969)       |            |
| Other Welfare Services                 |              | Total 11,856,000 2,134,564                        |  | Transfers to Foreclosed Property           |            |
| RECREATION and CONSERVATION            |              | ISSUED AND OUTSTANDING                            |  | Balance December 31, 1969                  |            |
| Beaches and Boardwalks                 | 18,769.00    | SCHOOL 5,719,000.00                               |  | PROPERTY ACQUIRED BY DEED OR               |            |
| Parks, Playgrounds, Shade Trees        |              | Self-Liquidating 696,000.00                       |  | FORECLOSURE                                |            |
| Land Reclamation & Conservation        | 90,821.00    | Other 688,000.00                                  |  | Balance January 1, 1969                    |            |
| Other Recreational Services            |              | Total 7,103,000.00                                |  | Transfers From Taxes or Liens              |            |
| EDUCATION (excluding schools)          |              | EQUALIZED VALUATION BASIS                         |  | Sale for Cash (1969)                       |            |
| Libraries                              | 6,000.00     | FOR NET DEBT COMPUTATION                          |  | Cancelled, Abated or Adjusted (1969)       |            |
| Other Educational Services             |              | 1969 CAPITAL OUTLAY                               |  | Balance December 31, 1969                  |            |
| STATUTORY EXPENDITURES                 |              | TOTAL   |  | CURRENT FINANCES DECEMBER 31, 1969         |            |
| Pensions & F.I.C.A.                    | 89,578.13    | Beaches and Boardwalks                            |  | ASSETS                                     |            |
| Employee Fringe Benefits               | 22,000.00    | Parks and Playgrounds                             |  | Cash Dec. 31, 1969                         |            |
| Other Statutory Expenditures           |              | Public Buildings and Grounds                      |  | Taxes Receivable                           |            |
| MUNICIPAL FUNCTIONS                    |              | Vehicular Equipment                               |  | Tax Title Liens                            |            |
| CAPITAL IMPROVEMENTS                   |              | Streets, Roads, Sidewalks, Storm Sewers           |  | Foreclosed Property                        |            |
| DEBT SERVICE                           |              | Sewer System                                      |  | Emergencies & Other Deferred Charges       |            |
| Principal Payments                     | 4,000.00     | Water Service                                     |  | State Aid Receivable                       |            |
| Interest Payments                      | 6,114.00     | Other Utilities                                   |  | Other Receivables                          |            |
| DEFERRED CHARGES                       |              | Hospitals and Clinics                             |  | Total                                      |            |
| SCHOOL, COUNTY, SPECIAL DISTRICT TAXES |              | Garbage and Trash Disposal Facilities             |  | LIABILITIES                                |            |
| RESERVE FOR UNCOLLECTED TAXES          |              | Health Equipment                                  |  | Cash Liabilities                           |            |
|  |              | Library and Education Facilities                  |  | Reserves for Receivables                   |            |
|  |              | Conservation and Recreation                       |  | Surplus Dec. 31, 1969                      |            |
| EXPENDITURES                           |              | Other Expenditures                                |  | Total                                      |            |
| TOTAL                                  | 9,808,403.56 | 5,000.00  |  |  |            |

0601  
 Population 1960 20,966  
 Population 1969 23,870  
 S & P Rating A  
 Moody Rating A  
 Land Area 6.50 Sq. Miles

BRIDGETON CITY - CUMBERLAND COUNTY  
 Net Valuation Taxable 28,606,875  
 State Equalized Value 74,149,494  
 Net Valuation on Which County Taxes are apportioned: 87,437,448  
 State Equalization Ratio .3858  
 General Tax Rate Per \$100. 11.31  
 State Equalized General Tax Rate: 4.36

PER CAPITA:  
 Gross Debt 588.98  
 Net Debt 418.74  
 Debt Service 2.88  
 Total Tax Levy 133.80  
 Municipal Expenditures 81.53

PER CENT:  
 Gross Debt 19.11  
 Net Debt 13.59  
 Tax Levy Collected 91.84  
 Tax Levy Cancelled, Abated or Adjusted .85

| 1969 EXPENDITURES                      |                     | 1969 REVENUES                         |              | 1969 PROPERTY TAX                               |                   |
|--|---------------------|---------------------------------------|--------------|---|-------------------|
| <b>GENERAL GOVERNMENT</b>              |                     | 1969 — Property Taxes Collected       |              | <b>STATE EQUALIZED TAX RATE</b>                 |                   |
| Governing Body & Public Boards         |                     | 1969 Payments in Lieu of Taxes        | 2,934,090.46 | Local District School Taxes                     | 2.20 1,630,082.50 |
| Municipal Clerk                        |                     | Delinquent Tax & Lien Collections     | 226,421.41   | Regional & Consolidated School Tax              |                   |
| Financial Administration               | 74,390.00           | Business Personalty Replacement Taxes | 462,819.00   | School Taxes in Municipal Budget                | .01 6,192.50      |
| Assessment of Taxes                    | 15,785.00           | Taxes from Public Utilities           | 221,422.33   | County Taxes                                    | 1.25 926,632.92   |
| Collection of Taxes                    | 29,035.00           | Other Miscellaneous Tax Revenues      | 5,839.18     | County Library Taxes                            |                   |
| Planning, Housing & Development        | 41,892.00           | State Aid Revenues                    | 106,946.67   | Local Municipal Purpose Taxes                   | .78 579,004.90    |
| Human Resources                        | 1,610.00            | Federal Aid Revenues                  | 7,663.88     | Veteran & Senior Citizen Taxes                  | .13 93,520.00     |
| Elections                              | 4,190.00            | Sale of Acquired Property             |              | Total Taxes for Rate Computation                | 4.37 3,235,432.82 |
| General Administration (other)         | 115,279.50          | Other Miscellaneous Revenues          | 149,268.83   | Special District Taxes                          |                   |
| <b>JUDICIARY</b>                       |                     | 1969 Revenues                         | 4,114,471.76 | Bank Stock Taxes                                | 17,213.10         |
| Municipal Courts                       | 16,235.00           | Prior Years Surplus Appropriated      | 178,339.51   | Added and Omitted Taxes                         | 34,790.50         |
| <b>PUBLIC SAFETY</b>                   |                     | REVENUES                              | 4,292,811.27 | Total Taxes Levied - ABSTRACT                   | 3,193,916.42      |
| Fire Protection                        | 162,220.00          |                                       |              | <b>TOTAL TAXES BILLED</b>                       | 3,194,746.49      |
| Police Protection                      | 415,112.00          |                                       |              | 1969 TAXES COLLECTED                            | 2,934,090.46      |
| Civil Defense & Disaster Control       | 2,100.00            |                                       |              | 1969 Taxes Cancelled, Abated or Adjusted        | 27,199.21         |
| Environmental Inspection & Control     |                     |                                       |              | Transfer to Tax Title Liens or Foreclosed       | 13,901.13         |
| Other Public Safety                    |                     |                                       |              | Balance Outstanding Dec. 31, 1969               | 219,555.69        |
| <b>PUBLIC WORKS</b>                    |                     |                                       |              | <b>PRIOR YEARS TAXES OUTSTANDING</b>            |                   |
| Streets and Drainage                   | 218,500.00          |                                       |              | Balance January 1, 1969                         | 288,104.70        |
| Sewers and Sewage Processing           |                     |                                       |              | Collected in 1969                               | 221,075.73        |
| Garbage and Trash Disposal             | 44,389.78           |                                       |              | Cancelled, Abated or Adjusted (1969)            | 29,289.44         |
| Public Buildings and Grounds           | 30,700.00           |                                       |              | Transfers to Tax Title Liens or Foreclosed      | 2,502.06          |
| Other Public Works                     |                     |                                       |              | Balance December 31, 1969                       | 35,237.47         |
| <b>HEALTH and WELFARE</b>              |                     |                                       |              | <b>TAX TITLE LIENS OUTSTANDING</b>              |                   |
| Health Services Except Environmental   | 40,815.00           |                                       |              | Balance January 1, 1969                         | 39,604.19         |
| Welfare-Public Assistance              | 20,765.00           |                                       |              | Transfers From Taxes                            | 17,370.02         |
| Hospitals, Clinics, First Aid          | 15,000.00           |                                       |              | Redeemed in 1969                                | 5,345.68          |
| Animal, Insect, & Rodent Control       | 5,200.00            |                                       |              | Cancelled, Abated or Adjusted (1969)            | 11.31             |
| Other Welfare Services                 |                     |                                       |              | Transfers to Foreclosed Property                |                   |
| <b>RECREATION and CONSERVATION</b>     |                     |                                       |              | Balance December 31, 1969                       | 51,617.22         |
| Beaches and Boardwalks                 |                     |                                       |              | <b>PROPERTY ACQUIRED BY DEED OR FORECLOSURE</b> |                   |
| Parks, Playgrounds, Shade Trees        | 55,280.00           |                                       |              | Balance January 1, 1969                         | 61,350.00         |
| Land Reclamation & Conservation        |                     |                                       |              | Transfers From Taxes or Liens                   |                   |
| Other Recreational Services            | 93,500.00           |                                       |              | Sale for Cash (1969)                            | 350.00            |
| <b>EDUCATION (excluding schools)</b>   |                     |                                       |              | Cancelled, Abated or Adjusted (1969)            |                   |
| Libraries                              | 62,747.00           |                                       |              | Balance December 31, 1969                       | 61,000.00         |
| Other Educational Services             | 2,300.00            |                                       |              | <b>CURRENT FINANCES DECEMBER 31, 1969</b>       |                   |
| <b>STATUTORY EXPENDITURES</b>          |                     |                                       |              | <b>ASSETS</b>                                   |                   |
| Pensions & F.I.C.A.                    | 98,082.84           |                                       |              | Cash Dec. 31, 1969                              | 485,905.61        |
| Employee Fringe Benefits               |                     |                                       |              | Taxes Receivable                                | 254,793.16        |
| Other Statutory Expenditures           |                     |                                       |              | Tax Title Liens                                 | 51,617.22         |
| <b>MUNICIPAL FUNCTIONS</b>             |                     |                                       |              | Foreclosed Property                             | 61,000.00         |
| CAPITAL IMPROVEMENTS                   | 26,596.43           |                                       |              | Emergencies & Other Deferred Charges            | 44,000.00         |
| <b>DEBT SERVICE</b>                    |                     |                                       |              | State Aid Receivable                            | 30,037.08         |
| Principal Payments                     | 31,665.11           |                                       |              | Other Receivables                               | 59,025.78         |
| Interest Payments                      | 37,191.65           |                                       |              | Total   | 986,378.85        |
| <b>TYPE I SCHL DEBT *MEMO</b>          |                     |                                       |              | <b>LIABILITIES</b>                              |                   |
| DEFERRED CHARGES                       | 17,422.98           |                                       |              | Cash Liabilities                                | 262,483.95        |
| SCHOOL, COUNTY, SPECIAL DISTRICT TAXES | 2,562,907.92        |                                       |              | Reserves for Receivables                        | 426,436.16        |
| RESERVE FOR UNCOLLECTED TAXES          | 268,155.00          |                                       |              | Surplus Dec. 31, 1969                           | 297,458.74        |
| <b>EXPENDITURES</b>                    |                     |                                       |              | Total   | 986,378.85        |
| <b>TOTAL</b>                           | <b>4,509,067.21</b> |                                       |              |   |                   |

\* ABOVE DEBT SERVICE INCLUDES TYPE I SCHOOL DEBT

1866  
Population 1960 15,789  
Population 1969 27,300  
S & P Rating A  
Moody Rating A  
Land Area 32.84 Sq Miles

BRIDGEWATER TWP - SOMERSET COUNTY  
Net Valuation Taxable 106,938,025  
State Equalized Value 270,318,566 General Tax Rate Per \$100. 7.34  
Net Valuation on Which County Taxes are apportioned: 322,428,310 State Equalized  
State Equalization Ratio .3956 General Tax Rate: 2.90

PER CAPITA:  
Gross Debt 779.38  
Net Debt 83.13  
Debt Service 7.82  
Total Tax Levy 289.12  
Municipal Expenditures 143.75

PER CENT:  
Gross Debt 8.53  
Net Debt .91  
Tax Levy Collected 97.80  
Tax Levy Cancelled, Abated or Adjusted .04

| 1969 EXPENDITURES                      |               | 1969 REVENUES   |               | 1969 PROPERTY TAX                          |                  |
|--|---------------|---|---------------|--|------------------|
| GENERAL GOVERNMENT                     |               | 1969 — Property Taxes Collected 7,797,131.08                      |               | STATE EQUALIZED TAX RATE                   |                  |
| Governing Body & Public Boards         |               | 1969 Payments in Lieu of Taxes                                    |               | Local District School Taxes                |                  |
| Municipal Clerk                        |               | Delinquent Tax & Lien Collections                                 | 162,105.43    | Regional & Consolidated School Tax 2.27    | 6,135,801.81     |
| Financial Administration               | 81,150.00     | Business Personality Replacement Taxes                            | 1,729,373.00  | School Taxes in Municipal Budget           |                  |
| Assessment of Taxes                    | 24,980.00     | Taxes from Public Utilities                                       | 632,925.86    | County Taxes                               | .55 1,480,170.75 |
| Collection of Taxes                    | 29,150.00     | Other Miscellaneous Tax Revenues                                  | 137,783.97    | County Library Taxes                       | .03 80,920.28    |
| Planning, Housing & Development        | 29,150.00     | State Aid Revenues  | 11,711.65     | Local Municipal Purpose Taxes              |                  |
| Human Resources                        | 1,750.00      | Federal Aid Revenues  | 627,785.98    | Veteran & Senior Citizen Taxes             | .06 155,590.00   |
| Elections                              | 4,875.00      | Sale of Acquired Property   | 11,098,816.97 | Total Taxes for Rate Computation 2.91      | 7,852,482.84     |
| General Administration (other)         | 188,000.00    | Other Miscellaneous Revenues                                      | 900,000.00    | Special District Taxes                     |                  |
| JUDICIARY                              |               | 1969 Revenues Total   | 11,998,816.97 | Bank Stock Taxes                           | 3,998.27         |
| Municipal Courts                       | 35,970.00     | Prior Years Surplus Appropriated                                  | 900,000.00    | Added and Omitted Taxes                    | 192,043.91       |
| PUBLIC SAFETY                          |               | REVENUES TOTAL  | 11,998,816.97 | Total Taxes Levied - ABSTRACT              | 7,892,935.02     |
| Fire Protection                        | 72,150.00     | 1969 REAL PROPERTY VALUATIONS                                     |               | TOTAL TAXES BILLED                         | 7,972,603.65     |
| Police Protection                      | 381,696.00    | Code Class # of Parcels %VAL'N ASSESSED VALUATION                 |               | 1969 TAXES COLLECTED                       | 7,797,131.08     |
| Civil Defense & Disaster Control       | 800.00        | 1 Vacant Land 2094 2.06 2,198,400.00                              |               | 1969 Taxes Cancelled, Abated or Adjusted   | 2,824.17         |
| Environmental Inspection & Control     | 46,870.00     | 2 Residential 6865 64.29 68,591,800.00                            |               | Transfer to Tax Title Liens or Foreclosed  | 4,265.13         |
| Other Public Safety                    |               | 3 Farm 64 .60 635,600.00  |               | Balance Outstanding Dec. 31, 1969          | 168,383.27       |
| PUBLIC WORKS                           |               | 4a Commercial 179 8.53 9,100,300.00                               |               | PRIOR YEARS TAXES OUTSTANDING              |                  |
| Streets and Drainage                   | 436,150.00    | 4b Industrial 24 23.02 24,553,500.00                              |               | Balance January 1, 1969                    | 165,147.79       |
| Sewers and Sewage Processing           | 118,300.00    | 4c Apartments 36 1.50 1,605,000.00                                |               | Collected in 1969                          | 161,624.87       |
| Garbage and Trash Disposal             |               | Total 9262 100.00 106,684,600.00                                  |               | Cancelled, Abated or Adjusted (1969)       | 1,304.03         |
| Public Buildings and Grounds           | 24,210.00     |   |               | Transfers to Tax Title Liens or Foreclosed |                  |
| Other Public Works                     | 164,285.00    |   |               | Balance December 31, 1969                  | 2,218.89         |
| HEALTH and WELFARE                     |               | CAPITAL DEBT AUTHORIZED, DECEMBER 31, 1969                        |               | TAX TITLE LIENS OUTSTANDING                |                  |
| Health Services Except Environmental   | 45,730.00     | ISSUED AND UNISSUED GROSS DEBT NET DEBT                           |               | Balance January 1, 1969                    | 12,460.51        |
| Welfare-Public Assistance              | 25,250.00     | School 14,459,808   |               | Transfers From Taxes                       | 4,265.13         |
| Hospitals, Clinics, First Aid          | 12,788.00     | Self-liquidating 6,817,400  | 2,269,400     | Redeemed in 1969                           | 480.56           |
| Animal, Insect, & Rodent Control       |               | Other 21,277,208  | 2,269,400     | Cancelled, Abated or Adjusted (1969)       | 68.68            |
| Other Welfare Services                 |               | Total   |               | Transfers to Foreclosed Property           |                  |
| RECREATION and CONSERVATION            |               | ISSUED AND OUTSTANDING  |               | Balance December 31, 1969                  | 16,176.40        |
| Beaches and Boardwalks                 |               | School 12,480,232.55  |               | PROPERTY ACQUIRED BY DEED OR               |                  |
| Parks, Playgrounds, Shade Trees        | 146,758.00    | Self-liquidating 2,823,000.00                                     |               | FORECLOSURE                                |                  |
| Land Reclamation & Conservation        |               | Other 15,303,232.55   |               | Balance January 1, 1969                    | 191,221.00       |
| Other Recreational Services            |               | Total   |               | Transfers From Taxes or Liens              |                  |
| EDUCATION (excluding schools)          |               | EQUALIZED VALUATION BASIS FOR NET DEBT COMPUTATION 249,469,212.67 |               | Sale for Cash (1969)                       | 20,200.00        |
| Libraries                              | 1,000.00      | 1969 CAPITAL OUTLAY TOTAL 1,119,094.75                            |               | Cancelled, Abated or Adjusted (1969)       |                  |
| Other Educational Services             | 735,642.73    | Beaches and Boardwalks 126,000.00                                 |               | Balance December 31, 1969                  | 171,021.00       |
| STATUTORY EXPENDITURES                 |               | Parks and Playgrounds 2,401.75                                    |               | CURRENT FINANCES DECEMBER 31, 1969         |                  |
| Pensions & F.I.C.A.                    | 122,000.00    | Public Buildings and Grounds                                      |               | ASSETS                                     |                  |
| Employee Fringe Benefits               | 25,000.00     | Vehicular Equipment   |               | Cash Dec. 31, 1969                         | 1,537,385.96     |
| Other Statutory Expenditures           |               | Streets, Roads, Sidewalks, Storm Sewers                           | 369,868.32    | Taxes Receivable                           | 170,602.16       |
| MUNICIPAL FUNCTIONS                    |               | Sewer System 600,904.45   |               | Tax Title Liens                            | 16,176.40        |
| CAPITAL IMPROVEMENTS                   |               | Water Service   |               | Foreclosed Property                        | 171,021.00       |
| DEBT SERVICE                           |               | Other Utilities   |               | Emergencies & Other Deferred Charges       |                  |
| Principal Payments                     | 105,000.00    | Hospitals and Clinics   |               | State Aid Receivable                       | 167,000.00       |
| Interest Payments                      | 108,500.00    | Garbage and Trash Disposal Facilities                             |               | Other Receivables                          | 117,306.77       |
| DEFERRED CHARGES                       | 8,685.27      | Health Equipment  |               | Total                                      | 2,179,492.29     |
| SCHOOL, COUNTY, SPECIAL DISTRICT TAXES | 7,696,892.84  | Library and Education Facilities                                  |               | LIABILITIES                                |                  |
| RESERVE FOR UNCOLLECTED TAXES          | 332,302.08    | Conservation and Recreation                                       |               | Cash Liabilities                           | 724,738.82       |
| EXPENDITURES                           |               | Other Expenditures  | 19,920.23     | Reserves for Receivables                   | 475,106.33       |
| TOTAL                                  | 11,621,234.92 |   |               | Surplus Dec. 31, 1969                      | 979,647.14       |
|  |               |   |               | Total                                      | 2,179,492.29     |

1308  
Population 1960 2,619  
Population 1969 3,420  
  
Moody Rating  
Land Area 1.8C Sq Miles

BRIELLE BORC  
Net Valuation Taxable 29,506,373  
State Equalized Value 39,457,572  
Net Valuation on Which County Taxes  
are apportioned: 38,199,204  
State Equalization Ratio .7478  
  
- MONMOUTH COUNTY  
General Tax Rate Per \$100. 4.31  
State Equalized  
General Tax Rate: 3.22

PER CAPITA:  
Gross Debt 412.34  
Net Debt 63.51  
Debt Service 4.29  
Total Tax Levy 367.69  
Municipal Expenditures 218.93

PER CENT:  
Gross Debt 3.83  
Net Debt .59  
Tax Levy Collected 94.55  
Tax Levy Cancelled, Abated  
or Adjusted .03

| 1969 EXPENDITURES                      |                     | 1969 REVENUES                          |                           | 1969 PROPERTY TAX                          |                   |
|--|---------------------|--|---------------------------|--|-------------------|
| <b>GENERAL GOVERNMENT</b>              |                     | 1969 — Property Taxes Collected        |                           | <b>STATE EQUALIZED TAX RATE</b>            |                   |
| Governing Body & Public Boards         |                     | 1969 Payments in Lieu of Taxes         | 1,188,998.58              | Local District School Taxes                | 1.59 627,156.00   |
| Municipal Clerk                        |                     | Delinquent Tax & Lien Collections      | 63,254.44                 | Regional & Consolidated School Tax         |                   |
| Financial Administration               | 21,100.00           | Business Personality Replacement Taxes | 15,928.00                 | School Taxes in Municipal Budget           |                   |
| Assessment of Taxes                    | 145,194.00          | Taxes from Public Utilities            | 45,507.89                 | County Taxes                               | .58 229,133.77    |
| Collection of Taxes                    | 7,938.00            | Other Miscellaneous Tax Revenues       | 13,172.25                 | County Library Taxes                       | .02 8,570.12      |
| Planning, Housing & Development        | 2,616.00            | State Aid Revenues                     |                           | Local Municipal Purpose Taxes              | .97 382,902.38    |
| Human Resources                        |                     | Federal Aid Revenues                   |                           | Veteran & Senior Citizen Taxes             | .06 22,600.00     |
| Elections                              |                     | Sale of Acquired Property              | 5,000.00                  | Total Taxes for Rate Computation           | 3.22 1,270,362.27 |
| General Administration (other)         | 53,546.00           | Other Miscellaneous Revenues           | 52,460.63                 | Special District Taxes                     |                   |
| <b>JUDICIARY</b>                       |                     | 1969 Revenues                          | 1,384,321.79              | Bank Stock Taxes                           | 797.62            |
| Municipal Courts                       | 4,360.00            | Prior Years Surplus Appropriated       | 92,000.00                 | Added and Omitted Taxes                    | 8,954.32          |
| <b>PUBLIC SAFETY</b>                   |                     | <b>REVENUES</b>                        | <b>TOTAL</b> 1,476,321.79 | Total Taxes Levied - ABSTRACT              | 1,257,514.21      |
| Fire Protection                        | 13,880.00           |  |                           | <b>TOTAL TAXES BILLED</b>                  | 1,257,514.21      |
| Police Protection                      | 149,334.00          |  |                           | <b>1969 TAXES COLLECTED</b>                | 1,188,998.58      |
| Civil Defense & Disaster Control       |                     |  |                           | 1969 Taxes Cancelled, Abated or Adjusted   | 316.00            |
| Environmental Inspection & Control     | 3,096.00            |  |                           | Transfer to Tax Title Liens or Foreclosed  | 1,530.70          |
| Other Public Safety                    |                     |  |                           | Balance Outstanding Dec. 31, 1969          | 66,668.93         |
| <b>PUBLIC WORKS</b>                    |                     |  |                           | <b>PRIOR YEARS TAXES OUTSTANDING</b>       |                   |
| Streets and Drainage                   | 51,177.00           |  |                           | Balance January 1, 1969                    | 65,561.24         |
| Sewers and Sewage Processing           |                     |  |                           | Collected in 1969                          | 62,049.32         |
| Garbage and Trash Disposal             | 68,200.00           |  |                           | Cancelled, Abated or Adjusted (1969)       | 2,400.10          |
| Public Buildings and Grounds           | 11,188.00           |  |                           | Transfers to Tax Title Liens or Foreclosed | 136.00            |
| Other Public Works                     |                     |  |                           | Balance December 31, 1969                  | 975.82            |
| <b>HEALTH and WELFARE</b>              |                     |  |                           | <b>TAX TITLE LIENS OUTSTANDING</b>         |                   |
| Health Services Except Environmental   | 9,670.00            |  |                           | Balance January 1, 1969                    | 9,387.80          |
| Welfare-Public Assistance              | 2,500.00            |  |                           | Transfers From Taxes                       | 1,681.83          |
| Hospitals, Clinics, First Aid          |                     |  |                           | Redeemed in 1969                           | 1,205.12          |
| Animal, Insect, & Rodent Control       |                     |  |                           | Cancelled, Abated or Adjusted (1969)       |                   |
| Other Welfare Services                 |                     |  |                           | Transfers to Foreclosed Property           |                   |
| <b>RECREATION and CONSERVATION</b>     |                     |  |                           | Balance December 31, 1969                  | 9,864.51          |
| Beaches and Boardwalks                 |                     |  |                           | <b>PROPERTY ACQUIRED BY DEED OR</b>        |                   |
| Parks, Playgrounds, Shade Trees        | 2,924.00            |  |                           | <b>FORECLOSURE</b>                         |                   |
| Land Reclamation & Conservation        |                     |  |                           | Balance January 1, 1969                    | 23,000.00         |
| Other Recreational Services            | 4,700.00            |  |                           | Transfers From Taxes or Liens              |                   |
| <b>EDUCATION (excluding schools)</b>   |                     |  |                           | Sale for Cash (1969)                       | 5,000.00          |
| Libraries                              | 9,035.00            |  |                           | Cancelled, Abated or Adjusted (1969)       |                   |
| Other Educational Services             |                     |  |                           | Balance December 31, 1969                  | 18,000.00         |
| <b>STATUTORY EXPENDITURES</b>          |                     |  |                           | <b>CURRENT FINANCES DECEMBER 31, 1969</b>  |                   |
| Pensions & F.I.C.A.                    | 28,395.00           |  |                           | <b>ASSETS</b>                              |                   |
| Employee Fringe Benefits               | 3,710.00            |  |                           | Cash Dec. 31, 1969                         | 407,218.15        |
| Other Statutory Expenditures           |                     |  |                           | Taxes Receivable                           | 67,644.75         |
| <b>MUNICIPAL FUNCTIONS</b>             |                     |  |                           | Tax Title Liens                            | 9,864.51          |
| <b>CAPITAL IMPROVEMENTS</b>            |                     |  |                           | Foreclosed Property                        | 18,000.00         |
| <b>DEBT SERVICE</b>                    |                     |  |                           | Emergencies & Other Deferred Charges       | 23,500.00         |
| Principal Payments                     | 5,000.00            |  |                           | State Aid Receivable                       | 8,788.00          |
| Interest Payments                      | 9,657.50            |  |                           | Other Receivables                          | 18,818.55         |
|  |                     |  |                           | <b>Total</b>                               | 553,833.96        |
| <b>DEFERRED CHARGES</b>                |                     |  |                           | <b>LIABILITIES</b>                         |                   |
| SCHOOL, COUNTY, SPECIAL DISTRICT TAXES | 3,175.46            |  |                           | Cash Liabilities                           | 311,864.07        |
| <b>RESERVE FOR UNCOLLECTED TAXES</b>   |                     |  |                           | Reserves for Receivables                   | 114,327.81        |
|  | 864,859.89          |  |                           | Surplus Dec. 31, 1969                      | 127,642.08        |
|  | 111,480.04          |  |                           | <b>Total</b>                               | 553,833.96        |
| <b>EXPENDITURES</b>                    |                     |  |                           |  |                   |
| <b>TOTAL</b>                           | <b>1,613,585.89</b> |  |                           |  |                   |

0103  
Population 1960 4,201  
Population 1969 5,490  
S & P Rating BBB  
Moody Rating  
Land Area 6.31 Sq Miles

BRIGANTINE CITY - ATLANTIC COUNTY  
Net Valuation Taxable 28,384,991  
State Equalized Value 59,370,405  
Net Valuation on Which County Taxes  
are apportioned: 58,032,072  
State Equalization Ratio .4781  
General Tax Rate Per \$100. 6.94  
State Equalized  
General Tax Rate: 3.31

PER CAPITA:  
Gross Debt 585.34  
Net Debt 399.14  
Debt Service 23.32  
Total Tax Levy 356.94  
Municipal Expenditures 228.24

PER CENT:  
Gross Debt 5.93  
Net Debt 4.05  
Tax Levy Collected 93.53  
Tax Levy Cancelled, Abated  
or Adjusted

| 1969 EXPENDITURES                      |                     | 1969 REVENUES                                     |                           | 1969 PROPERTY TAX                          |                   |
|--|---------------------|---|---------------------------|--|-------------------|
| <b>GENERAL GOVERNMENT</b>              |                     | 1969 — Property Taxes Collected                   |                           | <b>STATE EQUALIZED TAX RATE</b>            |                   |
| Governing Body & Public Boards         |                     |   | 1,832,924.56              | Local District School Taxes                | .97 577,344.50    |
| Municipal Clerk                        |                     | 1969 Payments in Lieu of Taxes                    |                           | Regional & Consolidated School Tax         |                   |
| Financial Administration               | 9,500.00            | Delinquent Tax & Lien Collections                 | 80,738.00                 | School Taxes in Municipal Budget           | .10 62,188.75     |
| Assessment of Taxes                    | 4,700.00            | Business Personalty Replacement Taxes             | 7,811.00                  | County Taxes                               | .83 495,495.75    |
| Collection of Taxes                    | 23,550.00           | Taxes from Public Utilities                       | 72,349.83                 | County Library Taxes                       | .01 3,948.68      |
| Planning, Housing & Development        |                     | Other Miscellaneous Tax Revenues                  |                           | Local Municipal Purpose Taxes              | 1.33 788,826.95   |
| Human Resources                        |                     | State Aid Revenues                                | 57,105.93                 | Veteran & Senior Citizen Taxes             | .07 41,690.00     |
| Elections                              | 400.00              | Federal Aid Revenues                              |                           | Total Taxes for Rate Computation           | 3.31 1,969,494.63 |
| General Administration (other)         | 75,720.00           | Sale of Acquired Property                         |                           | Special District Taxes                     |                   |
| <b>JUDICIARY</b>                       |                     | Other Miscellaneous Revenues                      | 68,829.06                 | Bank Stock Taxes                           | 1,088.80          |
| Municipal Courts                       | 6,200.00            | 1969 Revenues                                     | Total 2,119,758.38        | Added and Omitted Taxes                    | 30,723.52         |
| <b>PUBLIC SAFETY</b>                   |                     | Prior Years Surplus Appropriated                  | 110,000.00                | Total Taxes Levied - ABSTRACT              | 1,959,616.95      |
| Fire Protection                        | 100,950.00          | <b>REVENUES</b>                                   | <b>TOTAL</b> 2,229,758.38 | <b>TOTAL TAXES BILLED</b>                  | 1,959,616.95      |
| Police Protection                      | 138,630.00          |   |                           | 1969 TAXES COLLECTED                       | 1,832,924.56      |
| Civil Defense & Disaster Control       | 900.00              | 1969 REAL PROPERTY VALUATIONS                     |                           | 1969 Taxes Cancelled, Abated or Adjusted   |                   |
| Environmental Inspection & Control     | 18,000.00           | Code Class # of Parcels %VAL'N                    | ASSESSED VALUATION        | Transfer to Tax Title Liens or Foreclosed  | 2,410.50          |
| Other Public Safety                    |                     | 1 Vacant Land 1726 8.45                           | 2,373,850.00              | Balance Outstanding Dec. 31, 1969          | 124,281.89        |
| <b>PUBLIC WORKS</b>                    |                     | 2 Residential 3007 76.78                          | 21,561,770.00             | <b>PRIOR YEARS TAXES OUTSTANDING</b>       |                   |
| Streets and Drainage                   | 123,200.00          | 3 Farm  |                           | Balance January 1, 1969                    | 104,869.40        |
| Sewers and Sewage Processing           |                     | 4a Commercial 123 9.73                            | 2,733,340.00              | Collected in 1969                          | 76,563.95         |
| Garbage and Trash Disposal             | 57,200.00           | 4b Industrial                                     |                           | Cancelled, Abated or Adjusted (1969)       |                   |
| Public Buildings and Grounds           | 24,300.00           | 4c Apartments 33 5.03                             | 1,413,140.00              | Transfers to Tax Title Liens or Foreclosed |                   |
| Other Public Works                     |                     | Total 4889 99.99                                  | 28,082,100.00             | Balance December 31, 1969                  | 28,305.45         |
| <b>HEALTH and WELFARE</b>              |                     | <b>CAPITAL DEBT AUTHORIZED, DECEMBER 31, 1969</b> |                           | <b>TAX TITLE LIENS OUTSTANDING</b>         |                   |
| Health Services Except Environmental   |                     | <b>ISSUED AND UNISSUED</b>                        |                           | Balance January 1, 1969                    | 4,685.63          |
| Welfare-Public Assistance              | 1,000.00            | <b>GROSS DEBT</b>                                 |                           | Transfers From Taxes                       | 2,410.50          |
| Hospitals, Clinics, First Aid          | 1,000.00            | <b>NET DEBT</b>                                   |                           | Redeemed in 1969                           | 4,174.05          |
| Animal, Insect, & Rodent Control       |                     | School 630,000                                    |                           | Cancelled, Abated or Adjusted (1969)       |                   |
| Other Welfare Services                 |                     | Self-liquidating 1,473,000                        |                           | Transfers to Foreclosed Property           |                   |
| <b>RECREATION and CONSERVATION</b>     |                     | Other 1,110,500                                   |                           | Balance December 31, 1969                  | 2,922.08          |
| Beaches and Boardwalks                 | 50,000.00           | Total 3,213,500                                   |                           | <b>PROPERTY ACQUIRED BY DEED OR</b>        |                   |
| Parks, Playgrounds, Shade Trees        | 12,650.00           | <b>ISSUED AND OUTSTANDING</b>                     |                           | <b>FORECLOSURE</b>                         |                   |
| Land Reclamation & Conservation        |                     | School 630,000.00                                 |                           | Balance January 1, 1969                    | 359,200.82        |
| Other Recreational Services            |                     | Self-Liquidating 1,473,000.00                     |                           | Transfers From Taxes or Liens              |                   |
| <b>EDUCATION (excluding schools)</b>   |                     | Other 1,110,500.00                                |                           | Sale for Cash (1969)                       |                   |
| Libraries                              | 1,700.00            | Total 3,213,500.00                                |                           | Cancelled, Abated or Adjusted (1969)       |                   |
| Other Educational Services             |                     | <b>EQUALIZED VALUATION BASIS</b>                  |                           | Balance December 31, 1969                  | 359,200.82        |
| <b>STATUTORY EXPENDITURES</b>          |                     | <b>FOR NET DEBT COMPUTATION</b>                   |                           | <b>CURRENT FINANCES DECEMBER 31, 1969</b>  |                   |
| Pensions & F.I.C.A.                    | 44,422.00           | 1969 CAPITAL OUTLAY                               |                           | <b>ASSETS</b>                              |                   |
| Employee Fringe Benefits               | 27,008.00           | TOTAL 199,841.77                                  |                           | Cash Dec. 31, 1969                         | 292,916.50        |
| Other Statutory Expenditures           |                     | Beaches and Boardwalks                            |                           | Taxes Receivable                           | 152,587.34        |
| <b>MUNICIPAL FUNCTIONS</b>             |                     | Parks and Playgrounds                             |                           | Tax Title Liens                            | 2,922.08          |
| <b>CAPITAL IMPROVEMENTS</b>            |                     | Public Buildings and Grounds                      |                           | Foreclosed Property                        | 359,200.82        |
| <b>DEBT SERVICE</b>                    |                     | Vehicular Equipment                               |                           | Emergencies & Other Deferred Charges       | 53,758.00         |
| Principal Payments                     | 50,000.00           | Streets, Roads, Sidewalks, Storm Sewers           |                           | State Aid Receivable                       | 42,000.00         |
| Interest Payments                      | 78,003.75           | Sewer System                                      |                           | Other Receivables                          | 6,788.90          |
| <b>TYPE I SCHL DEBT *MEMO</b>          |                     | Water Service                                     |                           | Total                                      | 910,173.64        |
| <b>DEFERRED CHARGES</b>                |                     | Other Utilities                                   |                           | <b>LIABILITIES</b>                         |                   |
| SCHOOL, COUNTY, SPECIAL DISTRICT TAXES | 182,767.38          | Hospitals and Clinics                             |                           | Cash Liabilities                           | 166,255.06        |
| RESERVE FOR UNCOLLECTED TAXES          | 1,138,977.68        | Garbage and Trash Disposal Facilities             |                           | Reserves for Receivables                   | 521,499.14        |
|  | 131,561.63          | Health Equipment                                  |                           | Surplus Dec. 31, 1969                      | 222,419.44        |
| <b>EXPENDITURES</b>                    |                     | Library and Education Facilities                  |                           | Total                                      | 910,173.64        |
| <b>TOTAL</b>                           | <b>2,392,007.11</b> | Conservation and Recreation                       |                           |  |                   |
|  |                     | Other Expenditures                                |                           |  |                   |

\* ABOVE DEBT SERVICE INCLUDES TYPE I SCHOOL DEBT



0407  
Population 1960 2,504  
Population 1969 2,770  
  
Moody Rating  
Land Area .53 Sq. Miles

BROOKLAWN BORO - CAMDEN COUNTY  
Net Valuation Taxable 5,029,573  
State Equalized Value 10,105,631  
Net Valuation on Which County Taxes are apportioned: 10,015,850  
State Equalization Ratio .4977  
  
General Tax Rate Per \$100. 6.12  
  
State Equalized General Tax Rate: 3.04

PER CAPITA:  
Gross Debt 28.25  
Net Debt 28.25  
Debt Service  
Total Tax Levy 106.12  
Municipal Expenditures 53.09

PER CENT:  
Gross Debt .82  
Net Debt .82  
Tax Levy Collected 94.66  
Tax Levy Cancelled, Abated or Adjusted

| 1969 EXPENDITURES                      |                   | 1969 REVENUES                                     |                         | 1969 PROPERTY TAX                               |                 |
|--|-------------------|---|-------------------------|---|-----------------|
| <b>GENERAL GOVERNMENT</b>              |                   | <b>1969 — Property Taxes Collected</b>            |                         | <b>STATE EQUALIZED TAX RATE</b>                 |                 |
| Governing Body & Public Boards         |                   |   | 278,270.43              | Local District School Taxes                     | 1.79 180,811.00 |
| Municipal Clerk                        | 1,914.00          | 1969 Payments in Lieu of Taxes                    |                         | Regional & Consolidated School Tax              |                 |
| Financial Administration               | 11,625.94         | Delinquent Tax & Lien Collections                 | 6,857.33                | School Taxes in Municipal Budget                |                 |
| Assessment of Taxes                    | 1,507.30          | Business Personalty Replacement Taxes             | 12,927.00               | County Taxes                                    | .93 94,034.31   |
| Collection of Taxes                    | 2,975.00          | Taxes from Public Utilities                       | 33,699.88               | County Library Taxes                            | .02 2,071.17    |
| Planning, Housing & Development        |                   | Other Miscellaneous Tax Revenues                  |                         | Local Municipal Purpose Taxes                   | .14 13,779.31   |
| Human Resources                        |                   | State Aid Revenues                                | 11,167.90               | Veteran & Senior Citizen Taxes                  | .17 17,280.00   |
| Elections                              | 600.50            | Federal Aid Revenues                              |                         | Total Taxes for Rate Computation                | 3.05 307,975.79 |
| General Administration (other)         | 8,553.70          | Sale of Acquired Property                         |                         | Special District Taxes                          |                 |
| <b>JUDICIARY</b>                       |                   | Other Miscellaneous Revenues                      | 61,224.28               | Bank Stock Taxes                                | 1,520.69        |
| Municipal Courts                       | 4,730.98          | 1969 Revenues                                     | 404,146.82              | Added and Omitted Taxes                         | 1,742.66        |
| <b>PUBLIC SAFETY</b>                   |                   | Prior Years Surplus Appropriated                  | 16,556.54               | Total Taxes Levied - ABSTRACT                   | 293,959.14      |
| Fire Protection                        | 4,024.06          | <b>REVENUES</b>                                   | <b>TOTAL</b> 420,703.36 | <b>TOTAL TAXES BILLED</b>                       | 293,959.14      |
| Police Protection                      | 30,400.00         |   |                         | <b>1969 TAXES COLLECTED</b>                     | 278,270.43      |
| Civil Defense & Disaster Control       | 100.00            | <b>1969 REAL PROPERTY VALUATIONS</b>              |                         | 1969 Taxes Cancelled, Abated or Adjusted        |                 |
| Environmental Inspection & Control     | 775.00            | Code Class # of Parcels %VAL'N                    | ASSESSED VALUATION      | Transfer to Tax Title Liens or Foreclosed       | 30.60           |
| Other Public Safety                    |                   | 1 Vacant Land 94 2.16                             | 106,450.00              | Balance Outstanding Dec. 31, 1969               | 15,658.11       |
| <b>PUBLIC WORKS</b>                    |                   | 2 Residential 656 62.74                           | 3,086,250.00            | <b>PRIOR YEARS TAXES OUTSTANDING</b>            |                 |
| Streets and Drainage                   | 17,754.44         | 3 Farm  |                         | Balance January 1, 1969                         | 8,457.87        |
| Sewers and Sewage Processing           | 8,050.00          | 4a Commercial 61 31.54                            | 1,551,350.00            | Collected in 1969                               | 6,857.33        |
| Garbage and Trash Disposal             | 13,175.00         | 4b Industrial                                     |                         | Cancelled, Abated or Adjusted (1969)            |                 |
| Public Buildings and Grounds           | 11,800.00         | 4c Apartments 3 3.56                              | 175,050.00              | Transfers to Tax Title Liens or Foreclosed      |                 |
| Other Public Works                     |                   | Total 814 100.00                                  | 4,919,100.00            | Balance December 31, 1969                       | 1,600.54        |
| <b>HEALTH and WELFARE</b>              |                   | <b>CAPITAL DEBT AUTHORIZED, DECEMBER 31, 1969</b> |                         | <b>TAX TITLE LIENS OUTSTANDING</b>              |                 |
| Health Services Except Environmental   | 651.00            | ISSUED AND UNISSUED                               | GROSS DEBT NET DEBT     | Balance January 1, 1969                         | 260.64          |
| Welfare-Public Assistance              | 118.52            | School  |                         | Transfers From Taxes                            | 30.60           |
| Hospitals, Clinics, First Aid          |                   | Self-liquidating                                  |                         | Redeemed in 1969                                |                 |
| Animal, Insect, & Rodent Control       | 400.00            | Other   | 78,250 78,250           | Cancelled, Abated or Adjusted (1969)            |                 |
| Other Welfare Services                 |                   | Total   | 78,250 78,250           | Transfers to Foreclosed Property                |                 |
| <b>RECREATION and CONSERVATION</b>     |                   | <b>ISSUED AND OUTSTANDING</b>                     |                         | Balance December 31, 1969                       | 291.24          |
| Beaches and Boardwalks                 |                   | School  |                         | <b>PROPERTY ACQUIRED BY DEED OR FORECLOSURE</b> |                 |
| Parks, Playgrounds, Shade Trees        | 1,700.00          | Self-Liquidating                                  |                         | Balance January 1, 1969                         | 94,975.00       |
| Land Reclamation & Conservation        |                   | Other   |                         | Transfers From Taxes or Liens                   |                 |
| Other Recreational Services            | 300.00            | Total   |                         | Sale for Cash (1969)                            |                 |
| <b>EDUCATION (excluding schools)</b>   |                   | <b>EQUALIZED VALUATION BASIS</b>                  |                         | Cancelled, Abated or Adjusted (1969)            |                 |
| Libraries                              |                   | <b>FOR NET DEBT COMPUTATION</b>                   | 9,495,715.00            | Balance December 31, 1969                       | 94,975.00       |
| Other Educational Services             |                   | <b>1969 CAPITAL OUTLAY</b>                        | <b>TOTAL</b> 51,463.04  | <b>CURRENT FINANCES DECEMBER 31, 1969</b>       |                 |
| <b>STATUTORY EXPENDITURES</b>          |                   | Beaches and Boardwalks                            |                         | <b>ASSETS</b>                                   |                 |
| Pensions & F.I.C.A.                    | 4,975.00          | Parks and Playgrounds                             |                         | Cash Dec. 31, 1969                              | 143,973.54      |
| Employee Fringe Benefits               |                   | Public Buildings and Grounds                      | 38,322.98               | Taxes Receivable                                | 17,258.65       |
| Other Statutory Expenditures           |                   | Vehicular Equipment                               |                         | Tax Title Liens                                 | 291.24          |
| <b>MUNICIPAL FUNCTIONS</b>             |                   | Streets, Roads, Sidewalks, Storm Sewers           | 13,140.06               | Foreclosed Property                             | 94,975.00       |
| <b>CAPITAL IMPROVEMENTS</b>            |                   | Sewer System                                      |                         | Emergencies & Other Deferred Charges            | 4,070.02        |
| <b>DEBT SERVICE</b>                    |                   | Water Service                                     |                         | State Aid Receivable                            | 16,278.02       |
| Principal Payments                     |                   | Other Utilities                                   |                         | Other Receivables                               | 10,336.60       |
| Interest Payments                      |                   | Hospitals and Clinics                             |                         | Total   | 287,183.07      |
| <b>DEFERRED CHARGES</b>                |                   | Garbage and Trash Disposal Facilities             |                         | <b>LIABILITIES</b>                              |                 |
| SCHOOL, COUNTY, SPECIAL DISTRICT TAXES | 10,000.00         | Health Equipment                                  |                         | Cash Liabilities                                | 149,401.93      |
| RESERVE FOR UNCOLLECTED TAXES          | 276,916.48        | Library and Education Facilities                  |                         | Reserves for Receivables                        | 122,861.49      |
|  | 8,871.00          | Conservation and Recreation                       |                         | Surplus Dec. 31, 1969                           | 14,919.65       |
| <b>EXPENDITURES</b>                    |                   | Other Expenditures                                |                         | Total   | 287,183.07      |
| <b>TOTAL</b>                           | <b>423,967.92</b> |   |                         |   |                 |

C104  
Population 1960 3,243  
Population 1969 3,630  
Moody Rating  
Land Area 7.90 Sq. Miles

BUENA BORO - ATLANTIC COUNTY  
Net Valuation Taxable 7,831,198  
State Equalized Value 15,430,932 General Tax Rate Per \$100. 6.50  
Net Valuation on Which County Taxes are apportioned: 15,691,306 State Equalized  
State Equalization Ratio .5075 General Tax Rate: 3.29

PER CAPITA:  
Gross Debt 151.62  
Net Debt  
Debt Service .03  
Total Tax Levy 141.95  
Municipal Expenditures 61.17

PER CENT:  
Gross Debt 3.77  
Net Debt  
Tax Levy Collected 91.16  
Tax Levy Cancelled, Abated or Adjusted .09

| 1969 EXPENDITURES                      |            | 1969 REVENUES                                     |  | 1969 PROPERTY TAX                          |                 |
|--|------------|---|--|--|-----------------|
| GENERAL GOVERNMENT                     |            | 1969 — Property Taxes Collected                   |  | STATE EQUALIZED TAX RATE                   |                 |
| Governing Body & Public Boards         | 4,000.00   | 1969 Payments in Lieu of Taxes                    |  | Local District School Taxes                | 2.00 309,252.87 |
| Municipal Clerk                        | 2,450.00   | Delinquent Tax & Lien Collections                 |  | Regional & Consolidated School Tax         |                 |
| Financial Administration               | 7,650.00   | Business Personalty Replacement Taxes             |  | School Taxes in Municipal Budget           |                 |
| Assessment of Taxes                    | 3,300.00   | Taxes from Public Utilities                       |  | County Taxes                               | .87 133,559.21  |
| Collection of Taxes                    | 8,150.00   | Other Miscellaneous Tax Revenues                  |  | County Library Taxes                       | .01 1,067.68    |
| Planning, Housing & Development        | 2,550.00   | State Aid Revenues                                |  | Local Municipal Purpose Taxes              | .27 42,043.40   |
| Human Resources                        |            | Federal Aid Revenues                              |  | Veteran & Senior Citizen Taxes             | .15 22,780.00   |
| Elections                              |            | Sale of Acquired Property                         |  | Total Taxes for Rate Computation           | 3.30 508,703.16 |
| General Administration (other)         | 4,550.00   | Other Miscellaneous Revenues                      |  | Special District Taxes                     | 20,600.00       |
| JUDICIARY                              |            | 1969 Revenues                                     |  | Bank Stock Taxes                           | 2,942.21        |
| Municipal Courts                       | 2,400.00   | Prior Years Surplus Appropriated                  |  | Added and Omitted Taxes                    | 5,809.39        |
| PUBLIC SAFETY                          |            | REVENUES  |  | Total Taxes Levied - ABSTRACT              | 515,274.76      |
| Fire Protection                        |            | TOTAL   |  | TOTAL TAXES BILLED                         | 515,274.76      |
| Police Protection                      | 12,700.00  | 1969 REAL PROPERTY VALUATIONS                     |  | 1969 TAXES COLLECTED                       | 469,727.77      |
| Civil Defense & Disaster Control       | 700.00     | Code Class # of Parcels %VAL'N ASSESSED VALUATION |  | 1969 Taxes Cancelled, Abated or Adjusted   | 452.48          |
| Environmental Inspection & Control     | 4,950.00   | 1 Vacant Land 222 2.14 160,400.00                 |  | Transfer to Tax Title Liens or Foreclosed  | 5,197.16        |
| Other Public Safety                    |            | 2 Residential 782 59.42 4,463,500.00              |  | Balance Outstanding Dec. 31, 1969          | 39,897.35       |
| PUBLIC WORKS                           |            | 3 Farm 201 15.77 1,184,525.00                     |  | PRIOR YEARS TAXES OUTSTANDING              |                 |
| Streets and Drainage                   | 50,925.00  | 4a Commercial 101 15.91 1,195,250.00              |  | Balance January 1, 1969                    | 54,291.37       |
| Sewers and Sewage Processing           |            | 4b Industrial 8 6.38 479,400.00                   |  | Collected in 1969                          | 41,079.71       |
| Garbage and Trash Disposal             | 18,100.00  | 4c Apartments 6 .38 28,300.00                     |  | Cancelled, Abated or Adjusted (1969)       | 7,174.54        |
| Public Buildings and Grounds           | 1,300.00   | Total 1320 100.00 7,511,375.00                    |  | Transfers to Tax Title Liens or Foreclosed | 2,903.02        |
| Other Public Works                     |            | CAPITAL DEBT AUTHORIZED, DECEMBER 31, 1969        |  | Balance December 31, 1969                  | 3,134.10        |
| HEALTH and WELFARE                     |            | ISSUED AND UNISSUED GROSS DEBT NET DEBT           |  | TAX TITLE LIENS OUTSTANDING                |                 |
| Health Services Except Environmental   | 1,300.00   | School 550,367                                    |  | Balance January 1, 1969                    | 14,956.26       |
| Welfare-Public Assistance              | 2,800.00   | Self-liquidating                                  |  | Transfers From Taxes                       | 8,376.34        |
| Hospitals, Clinics, First Aid          |            | Other   |  | Redeemed in 1969                           | 2,253.75        |
| Animal, Insect, & Rodent Control       |            | Total 550,367                                     |  | Cancelled, Abated or Adjusted (1969)       |                 |
| Other Welfare Services                 |            | ISSUED AND OUTSTANDING                            |  | Transfers to Foreclosed Property           |                 |
| RECREATION and CONSERVATION            |            | School 549,082.79                                 |  | Balance December 31, 1969                  | 21,078.85       |
| Beaches and Boardwalks                 |            | Self-Liquidating                                  |  | PROPERTY ACQUIRED BY DEED OR               |                 |
| Parks, Playgrounds, Shade Trees        |            | Other   |  | FORECLOSURE                                |                 |
| Land Reclamation & Conservation        |            | Total 549,082.79                                  |  | Balance January 1, 1969                    |                 |
| Other Recreational Services            | 6,200.00   | EQUALIZED VALUATION BASIS                         |  | Transfers From Taxes or Liens              |                 |
| EDUCATION (excluding schools)          |            | FOR NET DEBT COMPUTATION 14,606,020.67            |  | Sale for Cash (1969)                       |                 |
| Libraries                              |            | 1969 CAPITAL OUTLAY                               |  | Cancelled, Abated or Adjusted (1969)       |                 |
| Other Educational Services             |            | TOTAL 2,250.00                                    |  | Balance December 31, 1969                  |                 |
| STATUTORY EXPENDITURES                 |            | Beaches and Boardwalks                            |  | CURRENT FINANCES DECEMBER 31, 1969         |                 |
| Pensions & F.I.C.A.                    | 3,692.45   | Parks and Playgrounds                             |  | ASSETS                                     |                 |
| Employee Fringe Benefits               | 2,038.32   | Public Buildings and Grounds                      |  | Cash Dec. 31, 1969                         | 226,602.48      |
| Other Statutory Expenditures           |            | Vehicular Equipment                               |  | Taxes Receivable                           | 43,031.45       |
| MUNICIPAL FUNCTIONS                    |            | Streets, Roads, Sidewalks, Storm Sewers           |  | Tax Title Liens                            | 21,078.85       |
| CAPITAL IMPROVEMENTS                   | 14,750.00  | Sewer System                                      |  | Foreclosed Property                        |                 |
| DEBT SERVICE                           |            | Water Service                                     |  | Emergencies & Other Deferred Charges       | 3,548.20        |
| Principal Payments                     |            | Other Utilities                                   |  | State Aid Receivable                       | 15,509.00       |
| Interest Payments                      | 100.00     | Hospitals and Clinics                             |  | Other Receivables                          | 2,278.34        |
| DEFERRED CHARGES                       | 1,557.75   | Garbage and Trash Disposal Facilities             |  | Total                                      | 312,048.32      |
| SCHOOL, COUNTY, SPECIAL DISTRICT TAXES | 464,479.76 | Health Equipment                                  |  | LIABILITIES                                |                 |
| RESERVE FOR UNCOLLECTED TAXES          | 65,895.67  | Library and Education Facilities                  |  | Cash Liabilities                           | 40,655.71       |
|  |            | Conservation and Recreation                       |  | Reserves for Receivables                   | 66,388.64       |
|  |            | Other Expenditures                                |  | Surplus Dec. 31, 1969                      | 205,003.97      |
| EXPENDITURES                           |            |   |  | Total                                      | 312,048.32      |
| TOTAL                                  | 686,538.95 |   |  |  |                 |

0105  
Population 1960 3,915  
Population 1969 5,190  
  
Moody Rating  
Land Area 41.33 Sq. Miles

BUENA VISTA TWP - ATLANTIC COUNTY  
Net Valuation Taxable 11,719,050  
State Equalized Value 21,722,057 General Tax Rate Per \$100. 6.39  
Net Valuation on Which County Taxes are apportioned: 20,230,473 State Equalized  
State Equalization Ratio .5395 General Tax Rate: 3.44

PER CAPITA:  
Gross Debt 151.18  
Net Debt 4.82  
Debt Service .10  
Total Tax Levy 149.14  
Municipal Expenditures 67.69

PER CENT:  
Gross Debt 4.02  
Net Debt .13  
Tax Levy Collected 81.92  
Tax Levy Cancelled, Abated or Adjusted

| 1969 EXPENDITURES                      |                     | 1969 REVENUES                                     |                           | 1969 PROPERTY TAX                          |                   |
|--|---------------------|---|---------------------------|--|-------------------|
| <b>GENERAL GOVERNMENT</b>              |                     | 1969 — Property Taxes Collected                   |                           | <b>STATE EQUALIZED TAX RATE</b>            |                   |
| Governing Body & Public Boards         |                     | 1969 Payments in Lieu of Taxes                    | 634,068.23                | Local District School Taxes                | 2.52 547,951.38   |
| Municipal Clerk                        |                     | Delinquent Tax & Lien Collections                 | 98,564.41                 | Regional & Consolidated School Tax         |                   |
| Financial Administration               | 11,800.00           | Business Personalty Replacement Taxes             | 14,256.00                 | School Taxes in Municipal Budget           |                   |
| Assessment of Taxes                    | 4,900.00            | Taxes from Public Utilities                       | 95,683.91                 | County Taxes                               | .79 172,296.43    |
| Collection of Taxes                    | 11,699.70           | Other Miscellaneous Tax Revenues                  |                           | County Library Taxes                       | .01 1,376.54      |
| Planning, Housing & Development        | 4,000.00            | State Aid Revenues                                | 28,596.53                 | Local Municipal Purpose Taxes              |                   |
| Human Resources                        |                     | Federal Aid Revenues                              |                           | Veteran & Senior Citizen Taxes             | .12 26,390.00     |
| Elections                              | 1,350.00            | Sale of Acquired Property                         | 13,003.20                 | Total Taxes for Rate Computation           | 3.44 748,014.35   |
| General Administration (other)         | 20,800.00           | Other Miscellaneous Revenues                      | 24,646.87                 | Special District Taxes                     | 46,810.00         |
| <b>JUDICIARY</b>                       |                     | 1969 Revenues                                     | 908,819.15                | Bank Stock Taxes                           | 481.71            |
| Municipal Courts                       | 4,700.00            | Prior Years Surplus Appropriated                  | 102,000.00                | Added and Omitted Taxes                    | 5,106.57          |
| <b>PUBLIC SAFETY</b>                   |                     | <b>REVENUES</b>                                   | <b>TOTAL</b> 1,010,819.15 | Total Taxes Levied - ABSTRACT              | 774,022.63        |
| Fire Protection                        |                     |   |                           | <b>TOTAL TAXES BILLED</b>                  | 774,022.63        |
| Police Protection                      | 3,200.00            |   |                           | 1969 TAXES COLLECTED                       | 634,068.23        |
| Civil Defense & Disaster Control       | 1,200.00            | <b>1969 REAL PROPERTY VALUATIONS</b>              |                           | 1969 Taxes Cancelled, Abated or Adjusted   |                   |
| Environmental Inspection & Control     | 1,600.00            | Code Class # of Parcels %VAL'N                    | <b>ASSESSED VALUATION</b> | Transfer to Tax Title Liens or Foreclosed  |                   |
| Other Public Safety                    |                     | 1 Vacant Land 3105 16.57                          | 1,900,650.00              | Balance Outstanding Dec. 31, 1969          | 139,954.40        |
| <b>PUBLIC WORKS</b>                    |                     | 2 Residential 1216 48.03                          | 5,508,825.00              | <b>PRIOR YEARS TAXES OUTSTANDING</b>       |                   |
| Streets and Drainage                   | 83,556.66           | 3 Farm 438 25.00                                  | 2,867,725.00              | Balance January 1, 1969                    | 121,157.84        |
| Sewers and Sewage Processing           |                     | 4a Commercial 89 7.45                             | 854,550.00                | Collected in 1969                          | 90,881.13         |
| Garbage and Trash Disposal             |                     | 4b Industrial 7 2.95                              | 338,775.00                | Cancelled, Abated or Adjusted (1969)       |                   |
| Public Buildings and Grounds           |                     | 4c Apartments                                     |                           | Transfers to Tax Title Liens or Foreclosed |                   |
| Other Public Works                     |                     | Total 4855 100.00                                 | 11,470,525.00             | Balance December 31, 1969                  | 30,276.71         |
| <b>HEALTH AND WELFARE</b>              |                     | <b>CAPITAL DEBT AUTHORIZED, DECEMBER 31, 1969</b> |                           | <b>TAX TITLE LIENS OUTSTANDING</b>         |                   |
| Health Services Except Environmental   | 1,700.00            | ISSUED AND UNISSUED                               |                           | Balance January 1, 1969                    | 109,076.83        |
| Welfare-Public Assistance              | 4,600.00            | School  | 734,632                   | Transfers From Taxes                       |                   |
| Hospitals, Clinics, First Aid          | 800.00              | Self-Liquidating                                  |                           | Redeemed in 1969                           | 7,683.28          |
| Animal, Insect, & Rodent Control       | 2,200.00            | Other   | 50,000                    | Cancelled, Abated or Adjusted (1969)       |                   |
| Other Welfare Services                 |                     | Total   | 784,632                   | Transfers to Foreclosed Property:          |                   |
| <b>RECREATION and CONSERVATION</b>     |                     | <b>ISSUED AND OUTSTANDING</b>                     |                           | Balance December 31, 1969                  | 101,393.55        |
| Beaches and Boardwalks                 |                     | School  | 732,917.21                | <b>PROPERTY ACQUIRED BY DEED OR</b>        |                   |
| Parks, Playgrounds, Shade Trees        | 6,400.00            | Self-Liquidating                                  |                           | <b>FORECLOSURE</b>                         |                   |
| Land Reclamation & Conservation        |                     | Other   | 15,000.00                 | Balance January 1, 1969                    | 39,407.19         |
| Other Recreational Services            |                     | Total   | 747,917.21                | Transfers From Taxes or Liens              |                   |
| <b>EDUCATION (excluding schools)</b>   |                     | <b>EQUALIZED VALUATION BASIS</b>                  |                           | Sale for Cash (1969)                       | 13,003.20         |
| Libraries                              |                     | <b>FOR NET DEBT COMPUTATION</b>                   | 19,496,156.00             | Cancelled, Abated or Adjusted (1969)       |                   |
| Other Educational Services             |                     | 1969 CAPITAL OUTLAY                               | 16,943.93                 | Balance December 31, 1969                  | 26,403.99         |
| <b>STATUTORY EXPENDITURES</b>          |                     | Beaches and Boardwalks                            |                           | <b>CURRENT FINANCES DECEMBER 31, 1969</b>  |                   |
| Pensions & F.I.C.A.                    | 6,419.00            | Parks and Playgrounds                             |                           | <b>ASSETS</b>                              |                   |
| Employee Fringe Benefits               |                     | Public Buildings and Grounds                      |                           | Cash Dec. 31, 1969                         | 195,509.99        |
| Other Statutory Expenditures           |                     | Vehicular Equipment                               |                           | Taxes Receivable                           | 170,231.11        |
| <b>MUNICIPAL FUNCTIONS</b>             |                     | Streets, Roads, Sidewalks, Storm Sewers           | 16,943.93                 | Tax Title Liens                            | 101,393.55        |
| <b>CAPITAL IMPROVEMENTS</b>            | 25,000.00           | Sewer System                                      |                           | Foreclosed Property                        | 26,403.99         |
| <b>DEBT SERVICE</b>                    |                     | Water Service                                     |                           | Emergencies & Other Deferred Charges       |                   |
| Principal Payments                     |                     | Other Utilities                                   |                           | State Aid Receivable                       | 8,678.99          |
| Interest Payments                      | 500.00              | Hospitals and Clinics                             |                           | Other Receivables                          | 7,470.59          |
| <b>DEFERRED CHARGES</b>                | 111.11              | Garbage and Trash Disposal Facilities             |                           | Total                                      | 509,688.22        |
| SCHOOL, COUNTY, SPECIAL DISTRICT TAXES | 768,434.35          | Health Equipment                                  |                           | <b>LIABILITIES</b>                         |                   |
| RESERVE FOR UNCOLLECTED TAXES          | 154,778.77          | Library and Education Facilities                  |                           | Cash Liabilities                           | 58,652.48         |
|  |                     | Conservation and Recreation                       |                           | Reserves for Receivables                   | 305,499.24        |
| <b>EXPENDITURES</b>                    |                     | Other Expenditures                                |                           | Surplus Dec. 31, 1969                      | 145,536.50        |
| <b>TOTAL</b>                           | <b>1,119,749.59</b> |   |                           | <b>Total</b>                               | <b>509,688.22</b> |

0305  
Population 1960 12,687  
Population 1969 11,430  
A  
Moody Rating AA  
Land Area 3.06 Sq Miles

# BURLINGTON CITY

Net Valuation Taxable 55,022,894  
State Equalized Value 56,335,511  
Net Valuation on Which County Taxes  
are apportioned: 61,720,170  
State Equalization Ratio .9767

# - BURLINGTON COUNTY

General Tax Rate Per \$100. 1.97  
State Equalized  
General Tax Rate: 1.92

# PER CAPITA:

Gross Debt 304.81  
Net Debt 23.97  
Debt Service 25.25  
Total Tax Levy 91.35  
Municipal Expenditures 238.00

# PER CENT:

Gross Debt 6.38  
Net Debt .50  
Tax Levy Collected 92.89  
Tax Levy Cancelled, Abated  
or Adjusted .43

| 1969 EXPENDITURES                      |              | 1969 REVENUES                              |                    | 1969 PROPERTY TAX                          |                   |
|--|--------------|--|--------------------|--|-------------------|
| GENERAL GOVERNMENT                     |              | 1969 — Property Taxes Collected            |                    | STATE EQUALIZED TAX RATE                   |                   |
| Governing Body & Public Boards         |              | 1969 Payments in Lieu of Taxes             | 966,384.81         | Local District School Taxes                | 1.14 644,329.00   |
| Municipal Clerk                        |              | Delinquent Tax & Lien Collections          | 46,266.75          | Regional & Consolidated School Tax         |                   |
| Financial Administration               | 61,250.00    | Business Personality Replacement Taxes     | 91,719.00          | School Taxes in Municipal Budget           | 350.00            |
| Assessment of Taxes                    | 14,400.00    | Taxes from Public Utilities                | 1,964,513.78       | County Taxes                               | .63 356,594.96    |
| Collection of Taxes                    | 27,100.00    | Other Miscellaneous Tax Revenues           |                    | County Library Taxes                       | .03 15,820.96     |
| Planning, Housing & Development        | 55,700.00    | State Aid Revenues                         | 143,504.72         | Local Municipal Purpose Taxes              |                   |
| Human Resources                        |              | Federal Aid Revenues                       |                    | Veteran & Senior Citizen Taxes             | .11 61,360.00     |
| Elections                              |              | Sale of Acquired Property                  | 13,540.00          | Total Taxes for Rate Computation           | 1.91 1,078,454.92 |
| General Administration (other)         | 76,400.00    | Other Miscellaneous Revenues               | 150,217.56         | Special District Taxes                     |                   |
| JUDICIARY                              |              | 1969 Revenues                              | 3,376,146.62       | Bank Stock Taxes                           | 10,807.49         |
| Municipal Courts                       | 15,000.00    | Prior Years Surplus Appropriated           | 400,000.00         | Added and Omitted Taxes                    | 16,279.58         |
| PUBLIC SAFETY                          |              | REVENUES                                   | 3,776,146.62       | Total Taxes Levied - ABSTRACT              | 1,044,181.99      |
| Fire Protection                        | 44,900.00    |  |                    | TOTAL TAXES BILLED                         | 1,040,320.35      |
| Police Protection                      | 325,100.00   | 1969 REAL PROPERTY VALUATIONS              |                    | 1969 TAXES COLLECTED                       | 966,384.81        |
| Civil Defense & Disaster Control       | 2,400.00     | Code Class # of Parcels %VAL'N             | ASSESSED VALUATION | 1969 Taxes Cancelled, Abated or Adjusted   | 4,451.32          |
| Environmental Inspection & Control     | 8,150.00     | 1 Vacant Land 432 2.59                     | 1,350,275.00       | Transfer to Tax Title Liens or Foreclosed  | 4,836.38          |
| Other Public Safety                    |              | 2 Residential 2988 52.43                   | 27,295,700.00      | Balance Outstanding Dec. 31, 1969          | 64,647.84         |
| PUBLIC WORKS                           |              | 3 Farm                                     |                    | PRIOR YEARS TAXES OUTSTANDING              |                   |
| Streets and Drainage                   | 122,450.00   | 4a Commercial 381 25.40                    | 13,224,300.00      | Balance January 1, 1969                    | 47,914.70         |
| Sewers and Sewage Processing           | 24,900.00    | 4b Industrial 16 15.32                     | 7,976,250.00       | Collected in 1969                          | 43,651.02         |
| Garbage and Trash Disposal             | 58,700.00    | 4c Apartments 23 4.25                      | 2,210,750.00       | Cancelled, Abated or Adjusted (1969)       | 1,830.48          |
| Public Buildings and Grounds           | 36,200.00    | Total 3840 99.99                           | 52,057,275.00      | Transfers to Tax Title Liens or Foreclosed |                   |
| Other Public Works                     | 137,000.00   |  |                    | Balance December 31, 1969                  | 2,433.20          |
| HEALTH and WELFARE                     |              | CAPITAL DEBT AUTHORIZED, DECEMBER 31, 1969 |                    | TAX TITLE LIENS OUTSTANDING                |                   |
| Health Services Except Environmental   | 39,700.00    | ISSUED AND UNISSUED                        |                    | Balance January 1, 1969                    | 7,229.29          |
| Welfare-Public Assistance              | 27,600.00    | School                                     | 2,459,000          | Transfers From Taxes                       | 5,178.89          |
| Hospitals, Clinics, First Aid          |              | Self-liquidating                           | 505,000            | Redeemed in 1969                           | 2,615.73          |
| Animal, Insect, & Rodent Control       | 5,400.00     | Other                                      | 520,000            | Cancelled, Abated or Adjusted (1969)       |                   |
| Other Welfare Services                 |              | Total                                      | 3,484,000          | Transfers to Foreclosed Property           |                   |
| RECREATION and CONSERVATION            |              | ISSUED AND OUTSTANDING                     |                    | Balance December 31, 1969                  | 9,792.45          |
| Beaches and Boardwalks                 |              | School                                     | 2,459,000.00       | PROPERTY ACQUIRED BY DEED OR               |                   |
| Parks, Playgrounds, Shade Trees        | 37,000.00    | Self-Liquidating                           | 490,000.00         | FORECLOSURE                                |                   |
| Land Reclamation & Conservation        |              | Other                                      |                    | Balance January 1, 1969                    | 681,291.71        |
| Other Recreational Services            | 5,000.00     | Total                                      | 2,949,000.00       | Transfers From Taxes or Liens              |                   |
| EDUCATION (excluding schools)          |              | EQUALIZED VALUATION BASIS                  |                    | Sale for Cash (1969)                       | 13,540.00         |
| Libraries                              | 6,000.00     | FOR NET DEBT COMPUTATION                   | 54,626,441.33      | Cancelled, Abated or Adjusted (1969)       |                   |
| Other Educational Services             | 747,000.00   | 1969 CAPITAL OUTLAY                        | 307,880.08         | Balance December 31, 1969                  | 667,751.71        |
| STATUTORY EXPENDITURES                 |              | Beaches and Boardwalks                     |                    | CURRENT FINANCES DECEMBER 31, 1969         |                   |
| Pensions & F.I.C.A.                    | 111,410.89   | Parks and Playgrounds                      | 65,001.01          | ASSETS                                     |                   |
| Employee Fringe Benefits               | 33,000.00    | Public Buildings and Grounds               | 101,017.34         | Cash Dec. 31, 1969                         | 1,716,513.58      |
| Other Statutory Expenditures           |              | Vehicular Equipment                        |                    | Taxes Receivable                           | 67,081.04         |
| MUNICIPAL FUNCTIONS                    |              | Streets, Roads, Sidewalks, Storm Sewers    | 92,929.73          | Tax Title Liens                            | 9,792.45          |
| CAPITAL IMPROVEMENTS                   |              | Sewer System                               |                    | Foreclosed Property                        | 667,751.71        |
| DEBT SERVICE                           |              | Water Service                              |                    | Emergencies & Other Deferred Charges       | 28,525.00         |
| Principal Payments                     | 144,150.00   | Other Utilities                            |                    | State Aid Receivable                       | 40,364.94         |
| Interest Payments                      | 144,500.00   | Hospitals and Clinics                      | 16,932.00          | Other Receivables                          | 10,211.47         |
| TYPE I SCHL DEBT *MEMO                 | 273,650.00   | Garbage and Trash Disposal Facilities      | 20,000.00          | Total                                      | 2,540,240.39      |
| DEFERRED CHARGES                       | 29,839.11    | Health Equipment                           |                    | LIABILITIES                                |                   |
| SCHOOL, COUNTY, SPECIAL DISTRICT TAXES | 1,017,094.92 | Library and Education Facilities           |                    | Cash Liabilities                           | 716,921.09        |
| RESERVE FOR UNCOLLECTED TAXES          | 102,600.00   | Conservation and Recreation                |                    | Reserves for Receivables                   | 754,836.87        |
| EXPENDITURES                           |              | Other Expenditures                         | 12,000.00          | Surplus Dec. 31, 1969                      | 1,068,482.43      |
| TOTAL                                  | 3,737,444.92 |  |                    | Total                                      | 2,540,240.39      |

0306  
Population 1960 6,291  
Population 1969 10,670  
  
Moody Rating BAA  
Land Area 14.76 Sq. Miles

BURLINGTON TWP - BURLINGTON COUNTY  
Net Valuation Taxable 52,088,699  
State Equalized Value 66,177,993  
Net Valuation on Which County Taxes are apportioned: 74,390,698  
State Equalization Ratio .7871  
General Tax Rate Per \$100. 3.85  
State Equalized General Tax Rate: 3.03

PER CAPITA:  
Gross Debt 585.32  
Net Debt 242.88  
Debt Service 22.27  
Total Tax Levy 191.67  
Municipal Expenditures 99.72  
  
PER CENT:  
Gross Debt 9.43  
Net Debt 3.91  
Tax Levy Collected 94.40  
Tax Levy Cancelled, Abated or Adjusted .82

| 1969 EXPENDITURES                      |                     | 1969 REVENUES                          |              | 1969 PROPERTY TAX                          |              |
|--|---------------------|--|--------------|--|--------------|
| <b>GENERAL GOVERNMENT</b>              |                     | <b>1969 — Property Taxes Collected</b> |              | <b>STATE EQUALIZED TAX RATE</b>            |              |
| Governing Body & Public Boards         |                     | 1969 Payments in Lieu of Taxes         | 1,931,332.80 | Local District School Taxes                | 2.03         |
| Municipal Clerk                        |                     | Delinquent Tax & Lien Collections      | 191,355.12   | Regional & Consolidated School Tax         |              |
| Financial Administration               | 12,500.00           | Business Personalty Replacement Taxes  | 240,941.00   | School Taxes in Municipal Budget           | .20          |
| Assessment of Taxes                    | 31,075.00           | Taxes from Public Utilities            | 385,028.94   | County Taxes                               | .65          |
| Collection of Taxes                    | 13,247.19           | Other Miscellaneous Tax Revenues       | 121,790.76   | County Library Taxes                       | .03          |
| Planning, Housing & Development        | 5,250.00            | State Aid Revenues                     |              | Local Municipal Purpose Taxes              | .05          |
| Human Resources                        |                     | Federal Aid Revenues                   |              | Veteran & Senior Citizen Taxes             | .08          |
| Elections                              |                     | Sale of Acquired Property              |              | Total Taxes for Rate Computation           | 3.04         |
| General Administration (other)         | 40,087.00           | Other Miscellaneous Revenues           | 155,827.54   | Special District Taxes                     |              |
| <b>JUDICIARY</b>                       |                     | 1969 Revenues                          | 3,026,276.16 | Bank Stock Taxes                           | 539.04       |
| Municipal Courts                       | 11,500.00           | Prior Years Surplus Appropriated       | 268,000.00   | Added and Omitted Taxes                    | 40,929.35    |
| <b>PUBLIC SAFETY</b>                   |                     | <b>REVENUES</b>                        | <b>TOTAL</b> | Total Taxes Levied - ABSTRACT              | 2,045,079.14 |
| Fire Protection                        | 22,700.00           |  | 3,294,276.16 | <b>TOTAL TAXES BILLED</b>                  | 2,045,802.41 |
| Police Protection                      | 147,760.97          |  |              | 1969 TAXES COLLECTED                       | 1,931,332.80 |
| Civil Defense & Disaster Control       | 1,000.00            |  |              | 1969 Taxes Cancelled, Abated or Adjusted   | 16,703.85    |
| Environmental Inspection & Control     | 3,200.00            |  |              | Transfer to Tax Title Liens or Foreclosed  | 8,062.52     |
| Other Public Safety                    |                     |  |              | Balance Outstanding Dec. 31, 1969          | 89,703.24    |
| <b>PUBLIC WORKS</b>                    |                     |  |              | <b>PRIOR YEARS TAXES OUTSTANDING</b>       |              |
| Streets and Drainage                   | 91,272.18           |  |              | Balance January 1, 1969                    | 196,293.77   |
| Sewers and Sewage Processing           | 1,210.00            |  |              | Collected in 1969                          | 184,476.95   |
| Garbage and Trash Disposal             |                     |  |              | Cancelled, Abated or Adjusted (1969)       | 167.95       |
| Public Buildings and Grounds           | 17,116.68           |  |              | Transfers to Tax Title Liens or Foreclosed | 9,152.01     |
| Other Public Works                     |                     |  |              | Balance December 31, 1969                  | 2,496.86     |
| <b>HEALTH and WELFARE</b>              |                     |  |              | <b>TAX TITLE LIENS OUTSTANDING</b>         |              |
| Health Services Except Environmental   | 3,300.00            |  |              | Balance January 1, 1969                    | 10,452.75    |
| Welfare-Public Assistance              | 3,900.00            |  |              | Transfers From Taxes                       | 17,831.73    |
| Hospitals, Clinics, First Aid          |                     |  |              | Redeemed in 1969                           | 6,878.17     |
| Animal, Insect, & Rodent Control       |                     |  |              | Cancelled, Abated or Adjusted (1969)       |              |
| Other Welfare Services                 |                     |  |              | Transfers to Foreclosed Property           |              |
| <b>RECREATION and CONSERVATION</b>     |                     |  |              | Balance December 31, 1969                  | 21,406.31    |
| Beaches and Boardwalks                 |                     |  |              | <b>PROPERTY ACQUIRED BY DEED OR</b>        |              |
| Parks, Playgrounds, Shade Trees        | 21,078.63           |  |              | <b>FORECLOSURE</b>                         |              |
| Land Reclamation & Conservation        |                     |  |              | Balance January 1, 1969                    | 11,620.50    |
| Other Recreational Services            |                     |  |              | Transfers From Taxes or Liens              |              |
| <b>EDUCATION (excluding schools)</b>   |                     |  |              | Sale for Cash (1969)                       |              |
| Libraries                              |                     |  |              | Cancelled, Abated or Adjusted (1969)       |              |
| Other Educational Services             | 28,000.00           |  |              | Balance December 31, 1969                  | 11,620.50    |
| <b>STATUTORY EXPENDITURES</b>          |                     |  |              | <b>CURRENT FINANCES DECEMBER 31, 1969</b>  |              |
| Pensions & F.I.C.A.                    | 23,063.74           |  |              | <b>ASSETS</b>                              |              |
| Employee Fringe Benefits               | 13,350.00           |  |              | Cash Dec. 31, 1969                         | 950,532.82   |
| Other Statutory Expenditures           |                     |  |              | Taxes Receivable                           | 92,200.10    |
| <b>MUNICIPAL FUNCTIONS</b>             |                     |  |              | Tax Title Liens                            | 21,406.31    |
| <b>CAPITAL IMPROVEMENTS</b>            |                     |  |              | Foreclosed Property                        | 11,620.50    |
| <b>DEBT SERVICE</b>                    |                     |  |              | Emergencies & Other Deferred Charges       | 23,775.00    |
| Principal Payments                     | 160,500.00          |  |              | State Aid Receivable                       | 33,181.00    |
| Interest Payments                      | 77,132.50           |  |              | Other Receivables                          | 23,801.04    |
| <b>TYPE I SCHL DEBT *MEMO</b>          |                     |  |              | Total                                      | 1,156,516.77 |
| <b>DEFERRED CHARGES</b>                |                     |  |              | <b>LIABILITIES</b>                         |              |
| SCHOOL, COUNTY, SPECIAL DISTRICT TAXES | 1,970,190.79        |  |              | Cash Liabilities                           | 795,236.57   |
| RESERVE FOR UNCOLLECTED TAXES          | 222,000.00          |  |              | Reserves for Receivables                   | 149,027.95   |
| <b>EXPENDITURES</b>                    |                     |  |              | Surplus Dec. 31, 1969                      | 212,252.25   |
| <b>TOTAL</b>                           | <b>3,034,150.44</b> |  |              | Total                                      | 1,156,516.77 |

1403  
Population 1960 5,414  
Population 1969 6,880  
S & P Rating BBB  
Moody Rating BAA  
Land Area 1.80 Sq. Miles

BUTLER BORO - MORRIS COUNTY  
Net Valuation Taxable 18,486,278  
State Equalized Value 43,283,254 General Tax Rate Per \$100. 7.70  
Net Valuation on Which County Taxes are apportioned: 46,793,481 State Equalized  
State Equalization Ratio .4271 General Tax Rate: 3.28

PER CAPITA:  
Gross Debt 629.93  
Net Debt 231.92  
Debt Service 8.75  
Total Tax Levy 202.93  
Municipal Expenditures 116.59

PER CENT:  
Gross Debt 10.39  
Net Debt 3.82  
Tax Levy Collected 93.78  
Tax Levy Cancelled, Abated or Adjusted .01

| 1969 EXPENDITURES                      |              | 1969 REVENUES                              |                    | 1969 PROPERTY TAX                          |                   |
|--|--------------|--|--------------------|--|-------------------|
| GENERAL GOVERNMENT                     |              | 1969 — Property Taxes Collected            |                    | STATE EQUALIZED TAX RATE                   |                   |
| Governing Body & Public Boards         |              | 1969 Payments in Lieu of Taxes             | 1,309,574.28       | Local District School Taxes                | 2.64 1,142,202.50 |
| Municipal Clerk                        |              | Delinquent Tax & Lien Collections          | 74,559.94          | Regional & Consolidated School Tax         |                   |
| Financial Administration               |              | Business Personality Replacement Taxes     | 130,658.00         | School Taxes in Municipal Budget           |                   |
| Assessment of Taxes                    | 11,000.00    | Taxes from Public Utilities                | 113,017.90         | County Taxes                               | .44 189,826.04    |
| Collection of Taxes                    | 18,750.00    | Other Miscellaneous Tax Revenues           | 24,613.62          | County Library Taxes                       | .03 14,165.14     |
| Planning, Housing & Development        | 9,050.00     | State Aid Revenues                         |                    | Local Municipal Purpose Taxes              | .09 37,539.18     |
| Human Resources                        |              | Federal Aid Revenues                       |                    | Veteran & Senior Citizen Taxes             | .09 39,710.00     |
| Elections                              |              | Sale of Acquired Property                  | 278,568.79         | Total Taxes for Rate Computation           | 3.29 1,423,442.86 |
| General Administration (other)         | 37,000.00    | Other Miscellaneous Revenues               | 1,930,992.53       | Special District Taxes                     |                   |
| JUDICIARY                              |              | 1969 Revenues                              | 2,085,992.53       | Bank Stock Taxes                           | 1,583.84          |
| Municipal Courts                       | 4,750.00     | Prior Years Surplus Appropriated           | 155,000.00         | Added and Omitted Taxes                    | 10,808.84         |
| PUBLIC SAFETY                          |              | REVENUES                                   | TOTAL              | Total Taxes Levied - ABSTRACT              | 1,396,125.54      |
| Fire Protection                        | 21,300.00    | 1969 REAL PROPERTY VALUATIONS              |                    | TOTAL TAXES BILLED                         | 1,396,370.56      |
| Police Protection                      | 95,500.00    | Code Class # of Parcels %VAL'N             | ASSESSED VALUATION | 1969 TAXES COLLECTED                       | 1,309,574.28      |
| Civil Defense & Disaster Control       | 2,900.00     | 1 Vacant Land 307 2.57                     | 470,675.00         | 1969 Taxes Cancelled, Abated or Adjusted   | 177.00            |
| Environmental Inspection & Control     | 7,500.00     | 2 Residential 1679 74.37                   | 13,603,640.00      | Transfer to Tax Title Liens or Foreclosed  | 16,596.61         |
| Other Public Safety                    |              | 3 Farm                                     |                    | Balance Outstanding Dec. 31, 1969          | 70,022.67         |
| PUBLIC WORKS                           |              | 4a Commercial 111 10.39                    | 1,900,500.00       | PRIOR YEARS TAXES OUTSTANDING              |                   |
| Streets and Drainage                   | 89,900.00    | 4b Industrial 18 11.80                     | 2,158,075.00       | Balance January 1, 1969                    | 87,827.15         |
| Sewers and Sewage Processing           | 46,000.00    | 4c Apartments 4 .87                        | 159,225.00         | Collected in 1969                          | 71,213.87         |
| Garbage and Trash Disposal             | 70,000.00    | Total 2119 100.00                          | 18,292,115.00      | Cancelled, Abated or Adjusted (1969)       | 3,367.71          |
| Public Buildings and Grounds           | 20,750.00    |  |                    | Transfers to Tax Title Liens or Foreclosed | 9,499.60          |
| Other Public Works                     |              |  |                    | Balance December 31, 1969                  | 3,745.97          |
| HEALTH and WELFARE                     |              |  |                    | TAX TITLE LIENS OUTSTANDING                |                   |
| Health Services Except Environmental   | 9,750.00     | CAPITAL DEBT AUTHORIZED, DECEMBER 31, 1969 |                    | Balance January 1, 1969                    | 37,584.52         |
| Welfare-Public Assistance              | 3,250.00     | ISSUED AND UNISSUED                        | GROSS DEBT         | Transfers From Taxes                       | 26,943.20         |
| Hospitals, Clinics, First Aid          | 3,000.00     | School                                     | 2,019,000          | Redeemed in 1969                           | 3,346.07          |
| Animal, Insect, & Rodent Control       |              | Self-liquidating                           | 1,069,500          | Cancelled, Abated or Adjusted (1969)       |                   |
| Other Welfare Services                 |              | Other                                      | 1,245,385          | Transfers to Foreclosed Property           |                   |
| RECREATION and CONSERVATION            |              | Total                                      | 4,333,885          | Balance December 31, 1969                  | 61,181.65         |
| Beaches and Boardwalks                 |              | ISSUED AND OUTSTANDING                     |                    | PROPERTY ACQUIRED BY DEED OR               |                   |
| Parks, Playgrounds, Shade Trees        |              | School                                     | 2,019,000.00       | FORECLOSURE                                |                   |
| Land Reclamation & Conservation        | 6,000.00     | Self-liquidating                           | 864,000.00         | Balance January 1, 1969                    |                   |
| Other Recreational Services            | 23,150.00    | Other                                      | 1,111,653.61       | Transfers From Taxes or Liens              |                   |
| EDUCATION (excluding schools)          |              | Total                                      | 3,994,653.61       | Sale for Cash (1969)                       |                   |
| Libraries                              | 9,000.00     | EQUALIZED VALUATION BASIS                  |                    | Cancelled, Abated or Adjusted (1969)       |                   |
| Other Educational Services             |              | FOR NET DEBT COMPUTATION                   | 41,720,227.00      | Balance December 31, 1969                  |                   |
| STATUTORY EXPENDITURES                 |              | 1969 CAPITAL OUTLAY                        | TOTAL              | CURRENT FINANCES DECEMBER 31, 1969         |                   |
| Pensions & F.I.C.A.                    | 19,278.44    | Beaches and Boardwalks                     | 587,657.15         | ASSETS                                     |                   |
| Employee Fringe Benefits               | 6,050.00     | Parks and Playgrounds                      | 3,000.00           | Cash Dec. 31, 1969                         | 225,859.74        |
| Other Statutory Expenditures           |              | Public Buildings and Grounds               |                    | Taxes Receivable                           | 73,768.64         |
| MUNICIPAL FUNCTIONS                    |              | Vehicular Equipment                        | 78.66              | Tax Title Liens                            | 61,181.65         |
| CAPITAL IMPROVEMENTS                   | 30,000.00    | Streets, Roads, Sidewalks, Storm Sewers    | 30,937.51          | Foreclosed Property                        |                   |
| DEBT SERVICE                           |              | Sewer System                               | 553,531.59         | Emergencies & Other Deferred Charges       | 35,073.71         |
| Principal Payments                     | 31,520.91    | Water Service                              | 109.39             | State Aid Receivable                       | 11,299.00         |
| Interest Payments                      | 28,672.38    | Other Utilities                            |                    | Other Receivables                          |                   |
| DEFERRED CHARGES                       | 65,271.51    | Hospitals and Clinics                      |                    | Total                                      | 407,182.74        |
| SCHOOL, COUNTY, SPECIAL DISTRICT TAXES | 1,346,193.68 | Garbage and Trash Disposal Facilities      |                    | LIABILITIES                                |                   |
| RESERVE FOR UNCOLLECTED TAXES          | 132,789.64   | Health Equipment                           |                    | Cash Liabilities                           | 69,713.63         |
|  |              | Library and Education Facilities           |                    | Reserves for Receivables                   | 134,950.29        |
|  |              | Conservation and Recreation                |                    | Surplus Dec. 31, 1969                      | 202,518.82        |
| EXPENDITURES                           | TOTAL        | Other Expenditures                         |                    | Total                                      | 407,182.74        |
|  | 2,148,326.56 |  |                    |  |                   |

1904  
Population 1960 1,616  
Population 1969 3,110  
  
Moody Rating  
Land Area 20.60 Sq Miles

BYRAM TWP - SUSSEX COUNTY  
Net Valuation Taxable 28,346,354  
State Equalized Value 35,300,565 General Tax Rate Per \$100. 3.97  
Net Valuation on Which County Taxes are apportioned: 35,520,773 State Equalized General Tax Rate: 3.18  
State Equalization Ratio .8030

PER CAPITA:  
Gross Debt 274.92  
Net Debt 2.25  
Debt Service .03  
Total Tax Levy 359.18  
Municipal Expenditures 118.76  
  
PER CENT:  
Gross Debt 2.60  
Net Debt .02  
Tax Levy Collected 90.58  
Tax Levy Cancelled, Abated or Adjusted

| 1969 EXPENDITURES                      |                     | 1969 REVENUES                                     |                           | 1969 PROPERTY TAX                          |                   |
|--|---------------------|---|---------------------------|--|-------------------|
| <b>GENERAL GOVERNMENT</b>              |                     | 1969 — Property Taxes Collected                   |                           | <b>STATE EQUALIZED TAX RATE</b>            |                   |
| Governing Body & Public Boards         |                     | 1969 Payments in Lieu of Taxes                    | 1,011,808.67              | Local District School Taxes                | 2.08 733,033.50   |
| Municipal Clerk                        |                     | Delinquent Tax & Lien Collections                 | 113,432.23                | Regional & Consolidated School Tax         |                   |
| Financial Administration               | 9,668.79            | Business Personalty Replacement Taxes             | 19,174.00                 | School Taxes in Municipal Budget           |                   |
| Assessment of Taxes                    | 5,175.00            | Taxes from Public Utilities                       | 50,610.60                 | County Taxes                               | .70 247,158.76    |
| Collection of Taxes                    | 8,900.00            | Other Miscellaneous Tax Revenues                  |                           | County Library Taxes                       | .03 11,268.42     |
| Planning, Housing & Development        | 7,820.21            | State Aid Revenues                                | 22,430.65                 | Local Municipal Purpose Taxes              | .34 118,483.68    |
| Human Resources                        |                     | Federal Aid Revenues                              |                           | Veteran & Senior Citizen Taxes             | .05 16,350.00     |
| Elections                              |                     | Sale of Acquired Property                         |                           | Total Taxes for Rate Computation           | 3.20 1,126,294.36 |
| General Administration (other)         | 17,493.38           | Other Miscellaneous Revenues                      | 34,628.07                 | Special District Taxes                     |                   |
| <b>JUDICIARY</b>                       |                     | 1969 Revenues                                     | Total 1,252,084.22        | Bank Stock Taxes                           |                   |
| Municipal Courts                       | 3,054.00            | Prior Years Surplus Appropriated                  | 80,000.00                 | Added and Omitted Taxes                    | 7,111.47          |
| <b>PUBLIC SAFETY</b>                   |                     | <b>REVENUES</b>                                   | <b>TOTAL 1,332,084.22</b> | Total Taxes Levied - ABSTRACT              | 1,117,055.83      |
| Fire Protection                        | 1,128.00            |   |                           | <b>TOTAL TAXES BILLED</b>                  | 1,117,055.83      |
| Police Protection                      | 10,331.00           |   |                           | <b>1969 TAXES COLLECTED</b>                | 1,011,808.67      |
| Civil Defense & Disaster Control       | 885.14              |   |                           | 1969 Taxes Cancelled, Abated or Adjusted   |                   |
| Environmental Inspection & Control     | 2,648.86            | <b>1969 REAL PROPERTY VALUATIONS</b>              |                           | Transfer to Tax Title Liens or Foreclosed  |                   |
| Other Public Safety                    |                     | Code Class # of Parcels %VAL'N                    | ASSESSED VALUATION        | Balance Outstanding Dec. 31, 1969          | 105,247.16        |
| <b>PUBLIC WORKS</b>                    |                     | 1 Vacant Land 2366 11.25                          | 3,157,950.00              | <b>PRIOR YEARS TAXES OUTSTANDING</b>       |                   |
| Streets and Drainage                   | 82,425.00           | 2 Residential 1827 84.44                          | 23,703,100.00             | Balance January 1, 1969                    | 145,794.75        |
| Sewers and Sewage Processing           |                     | 3 Farm  |                           | Collected in 1969                          | 101,546.30        |
| Garbage and Trash Disposal             | 400.00              | 4a Commercial 44 4.20                             | 1,178,500.00              | Cancelled, Abated or Adjusted (1969)       |                   |
| Public Buildings and Grounds           |                     | 4b Industrial 1 .11                               | 32,150.00                 | Transfers to Tax Title Liens or Foreclosed |                   |
| Other Public Works                     |                     | 4c Apartments                                     |                           | Balance December 31, 1969                  | 44,248.45         |
| <b>HEALTH and WELFARE</b>              |                     | Total 4238 100.00                                 | 28,071,700.00             | <b>TAX TITLE LIENS OUTSTANDING</b>         |                   |
| Health Services Except Environmental   | 1,060.00            | <b>CAPITAL DEBT AUTHORIZED, DECEMBER 31, 1969</b> |                           | Balance January 1, 1969                    | 63,324.31         |
| Welfare-Public Assistance              | 450.00              | ISSUED AND UNISSUED                               | GROSS DEBT                | Transfers From Taxes                       |                   |
| Hospitals, Clinics, First Aid          | 750.00              | School  | 848,000                   | Redeemed in 1969                           | 11,885.93         |
| Animal, Insect, & Rodent Control       | 1,630.00            | Self-liquidating                                  |                           | Cancelled, Abated or Adjusted (1969)       |                   |
| Other Welfare Services                 |                     | Other   | 7,000                     | Transfers to Foreclosed Property           |                   |
| <b>RECREATION and CONSERVATION</b>     |                     | Total   | 855,000                   | Balance December 31, 1969                  | 51,438.38         |
| Beaches and Boardwalks                 |                     | <b>ISSUED AND OUTSTANDING</b>                     |                           | <b>PROPERTY ACQUIRED BY DEED OR</b>        |                   |
| Parks, Playgrounds, Shade Trees        | 1,000.00            | School  |                           | <b>FORECLOSURE</b>                         |                   |
| Land Reclamation & Conservation        |                     | Self-Liquidating                                  | 88,000.00                 | Balance January 1, 1969                    | 450.00            |
| Other Recreational Services            |                     | Other   |                           | Transfers From Taxes or Liens              |                   |
| <b>EDUCATION (excluding schools)</b>   |                     | Total   | 88,000.00                 | Sale for Cash (1969)                       |                   |
| Libraries                              |                     | <b>EQUALIZED VALUATION BASIS</b>                  |                           | Cancelled, Abated or Adjusted (1969)       | 450.00            |
| Other Educational Services             |                     | <b>FOR NET DEBT COMPUTATION</b>                   |                           | Balance December 31, 1969                  |                   |
| <b>STATUTORY EXPENDITURES</b>          |                     | 1969 CAPITAL OUTLAY                               | TOTAL 27,095.00           | <b>CURRENT FINANCES DECEMBER 31, 1969</b>  |                   |
| Pensions & F.I.C.A.                    | 4,357.00            | Beaches and Boardwalks                            |                           | <b>ASSETS</b>                              |                   |
| Employee Fringe Benefits               | 5,934.62            | Parks and Playgrounds                             |                           | Cash Dec. 31, 1969                         | 201,086.08        |
| Other Statutory Expenditures           |                     | Public Buildings and Grounds                      | 1,500.00                  | Taxes Receivable                           | 149,495.61        |
| <b>MUNICIPAL FUNCTIONS</b>             |                     | Vehicular Equipment                               |                           | Tax Title Liens                            | 51,438.38         |
| <b>CAPITAL IMPROVEMENTS</b>            |                     | Streets, Roads, Sidewalks, Storm Sewers           | 22,145.00                 | Foreclosed Property                        |                   |
| <b>DEBT SERVICE</b>                    |                     | Sewer System                                      |                           | Emergencies & Other Deferred Charges       |                   |
| Principal Payments                     |                     | Water Service                                     |                           | State Aid Receivable                       | 32,506.00         |
| Interest Payments                      | 100.00              | Other Utilities                                   |                           | Other Receivables                          | 771.95            |
| <b>DEFERRED CHARGES</b>                |                     | Hospitals and Clinics                             |                           | Total                                      | 435,298.02        |
| SCHOOL, COUNTY, SPECIAL DISTRICT TAXES | 9,035.80            | Garbage and Trash Disposal Facilities             |                           | <b>LIABILITIES</b>                         |                   |
| <b>RESERVE FOR UNCOLLECTED TAXES</b>   |                     | Health Equipment                                  |                           | Cash Liabilities                           | 75,579.90         |
|  | 991,460.68          | Library and Education Facilities                  |                           | Reserves for Receivables                   | 201,705.94        |
|  | 164,000.00          | Conservation and Recreation                       |                           | Surplus Dec. 31, 1969                      | 158,012.18        |
| <b>EXPENDITURES</b>                    |                     | Other Expenditures                                | 3,450.00                  | Total                                      | 435,298.02        |
| <b>TOTAL</b>                           | <b>1,360,802.48</b> |   |                           |  |                   |

0703  
Population 1960 6,942  
Population 1969 9,870  
Moody Rating  
Land Area 1.20 Sq. Miles

CALDWELL BORO - ESSEX COUNTY  
Net Valuation Taxable 51,192,059  
State Equalized Value 63,894,232 General Tax Rate Per \$100. 5.55  
Net Valuation on Which County Taxes are apportioned: 62,568,236 State Equalized  
State Equalization Ratio .8012 General Tax Rate: 4.44

PER CAPITA:  
Gross Debt 395.66  
Net Debt 138.59  
Debt Service 6.71  
Total Tax Levy 285.86  
Municipal Expenditures 124.03

PER CENT:  
Gross Debt 6.61  
Net Debt 2.31  
Tax Levy Collected 97.93  
Tax Levy Cancelled, Abated or Adjusted .14

| 1969 EXPENDITURES                      |              | 1969 REVENUES                                     |               | 1969 PROPERTY TAX                          |                 |
|--|--------------|---|---------------|--|-----------------|
| GENERAL GOVERNMENT                     |              | 1969 — Property Taxes Collected 2,766,269.91      |               | STATE EQUALIZED TAX RATE                   |                 |
| Governing Body & Public Boards         |              | 1969 Payments in Lieu of Taxes                    |               | Local District School Taxes                |                 |
| Municipal Clerk                        |              | Delinquent Tax & Lien Collections                 | 52,366.06     | Regional & Consolidated School Tax 2.35    | 1,498,521.53    |
| Financial Administration               | 32,212.80    | Business Personalty Replacement Taxes             | 70,152.00     | School Taxes in Municipal Budget           |                 |
| Assessment of Taxes                    | 36,178.00    | Taxes from Public Utilities                       | 135,083.41    | County Taxes                               | 1.11 709,267.75 |
| Collection of Taxes                    | 13,180.26    | Other Miscellaneous Tax Revenues                  |               | County Library Taxes                       |                 |
| Planning, Housing & Development        |              | State Aid Revenues                                | 35,207.64     | Local Municipal Purpose Taxes .93          | 594,992.35      |
| Human Resources                        | 800.00       | Federal Aid Revenues                              |               | Veteran & Senior Citizen Taxes .06         | 35,340.00       |
| Elections                              | 988.67       | Sale of Acquired Property                         |               | Total Taxes for Rate Computation 4.45      | 2,838,121.63    |
| General Administration (other)         | 48,782.00    | Other Miscellaneous Revenues                      | 250,039.98    | Special District Taxes                     |                 |
| JUDICIARY                              |              | 1969 Revenues Total                               | 3,309,119.00  | Bank Stock Taxes                           | 10,956.98       |
| Municipal Courts                       | 11,837.60    | Prior Years Surplus Appropriated                  | 60,000.00     | Added and Omitted Taxes                    | 7,681.20        |
| PUBLIC SAFETY                          |              | REVENUES TOTAL                                    | 3,369,119.00  | Total Taxes Levied - ABSTRACT              | 2,821,419.81    |
| Fire Protection                        | 36,728.60    | 1969 REAL PROPERTY VALUATIONS                     |               | TOTAL TAXES BILLED                         | 2,824,627.46    |
| Police Protection                      | 302,391.78   | Code Class # of Parcels %VAL'N ASSESSED VALUATION |               | 1969 TAXES COLLECTED                       | 2,766,269.91    |
| Civil Defense & Disaster Control       | 1,570.94     | 1 Vacant Land 66 .59                              | 292,300.00    | 1969 Taxes Cancelled, Abated or Adjusted   | 3,929.40        |
| Environmental Inspection & Control     | 12,096.00    | 2 Residential 1473 60.08                          | 29,554,600.00 | Transfer to Tax Title Liens or Foreclosed  | 3,119.10        |
| Other Public Safety                    |              | 3 Farm  |               | Balance Outstanding Dec. 31, 1969          | 51,309.05       |
| PUBLIC WORKS                           |              | 4a Commercial 189 19.23                           | 9,458,300.00  | PRIOR YEARS TAXES OUTSTANDING              |                 |
| Streets and Drainage                   | 120,254.48   | 4b Industrial                                     |               | Balance January 1, 1969                    | 53,006.59       |
| Sewers and Sewage Processing           | 79,385.48    | 4c Apartments 23 20.09                            | 9,883,300.00  | Collected in 1969                          | 51,630.63       |
| Garbage and Trash Disposal             | 67,404.64    | Total 1751 99.99                                  | 49,188,500.00 | Cancelled, Abated or Adjusted (1969)       |                 |
| Public Buildings and Grounds           | 19,338.84    |   |               | Transfers to Tax Title Liens or Foreclosed |                 |
| Other Public Works                     |              |   |               | Balance December 31, 1969                  | 1,375.96        |
| HEALTH and WELFARE                     |              | CAPITAL DEBT AUTHORIZED, DECEMBER 31, 1969        |               | TAX TITLE LIENS OUTSTANDING                |                 |
| Health Services Except Environmental   | 25,529.60    | ISSUED AND UNISSUED GROSS DEBT NET DEBT           |               | Balance January 1, 1969                    | 6,345.81        |
| Welfare-Public Assistance              | 25,798.00    | School 2,361,700                                  |               | Transfers From Taxes                       | 3,119.10        |
| Hospitals, Clinics, First Aid          |              | Self-liquidating                                  |               | Redeemed in 1969                           | 735.43          |
| Animal, Insect, & Rodent Control       |              | Other 1,543,500                                   | 1,367,910     | Cancelled, Abated or Adjusted (1969)       |                 |
| Other Welfare Services                 |              | Total 3,905,200                                   | 1,367,910     | Transfers to Foreclosed Property           |                 |
| RECREATION and CONSERVATION            |              | ISSUED AND OUTSTANDING                            |               | Balance December 31, 1969                  | 8,729.48        |
| Beaches and Boardwalks                 |              | School  | 2,045,015.34  | PROPERTY ACQUIRED BY DEED OR               |                 |
| Parks, Playgrounds, Shade Trees        |              | Self-liquidating                                  |               | FORECLOSURE                                |                 |
| Land Reclamation & Conservation        |              | Other   | 1,314,000.00  | Balance January 1, 1969                    | 100.00          |
| Other Recreational Services            | 21,487.82    | Total   | 3,359,015.34  | Transfers From Taxes or Liens              |                 |
| EDUCATION (excluding schools)          |              | EQUALIZED VALUATION BASIS                         |               | Sale for Cash (1969)                       |                 |
| Libraries                              | 49,123.93    | FOR NET DEBT COMPUTATION                          | 59,090,757.00 | Cancelled, Abated or Adjusted (1969)       |                 |
| Other Educational Services             |              | 1969 CAPITAL OUTLAY TOTAL                         | 121,353.62    | Balance December 31, 1969                  | 100.00          |
| STATUTORY EXPENDITURES                 |              | Beaches and Boardwalks                            |               | CURRENT FINANCES DECEMBER 31, 1969         |                 |
| Pensions & F.I.C.A.                    | 81,986.68    | Parks and Playgrounds                             | 5,000.00      | ASSETS                                     |                 |
| Employee Fringe Benefits               | 24,623.88    | Public Buildings and Grounds                      | 39,080.54     | Cash Dec. 31, 1969                         | 198,969.55      |
| Other Statutory Expenditures           |              | Vehicular Equipment                               | 4,348.04      | Taxes Receivable                           | 52,685.01       |
| MUNICIPAL FUNCTIONS                    |              | Streets, Roads, Sidewalks, Storm Sewers           | 56,012.30     | Tax Title Liens                            | 8,729.48        |
| CAPITAL IMPROVEMENTS                   | 49,800.00    | Sewer System                                      | 15,837.74     | Foreclosed Property                        | 100.00          |
| DEBT SERVICE                           |              | Water Service                                     |               | Emergencies & Other Deferred Charges       | 63,800.00       |
| Principal Payments                     | 40,000.00    | Other Utilities                                   |               | State Aid Receivable                       | 3,000.00        |
| Interest Payments                      | 26,265.75    | Hospitals and Clinics                             |               | Other Receivables                          |                 |
| DEFERRED CHARGES                       | 12,000.00    | Garbage and Trash Disposal Facilities             |               | Total                                      | 327,284.04      |
| SCHOOL, COUNTY, SPECIAL DISTRICT TAXES | 2,207,789.28 | Health Equipment                                  |               | LIABILITIES                                |                 |
| RESERVE FOR UNCOLLECTED TAXES          | 84,442.79    | Library and Education Facilities                  |               | Cash Liabilities                           | 110,177.70      |
|  |              | Conservation and Recreation                       |               | Reserves for Receivables                   | 61,514.49       |
| EXPENDITURES                           |              | Other Expenditures                                | 1,075.00      | Surplus Dec. 31, 1969                      | 155,591.85      |
| TOTAL                                  | 3,431,997.82 |   |               | Total                                      | 327,284.04      |



1004  
Population 1960 777  
Population 1969 1,010  
  
Moody Rating  
Land Area .90 Sq. Miles

CALIFON BORO - HUNTERDON COUNTY  
Net Valuation Taxable 5,502,457  
State Equalized Value 5,915,348  
Net Valuation on Which County Taxes are apportioned: 6,302,538  
State Equalization Ratio .9302  
General Tax Rate Per \$100. 3.48  
State Equalized General Tax Rate: 3.23

PER CAPITA:  
Gross Debt 163.08  
Net Debt 16.26  
Debt Service 4.47  
Total Tax Levy 188.87  
Municipal Expenditures 92.96

PER CENT:  
Gross Debt 2.95  
Net Debt .29  
Tax Levy Collected 88.97  
Tax Levy Cancelled, Abated or Adjusted .08

| 1969 EXPENDITURES                      |            | 1969 REVENUES                              |            | 1969 PROPERTY TAX                          |                 |
|--|------------|--|------------|--|-----------------|
| GENERAL GOVERNMENT                     |            | 1969 — Property Taxes Collected 170,447.11 |            | STATE EQUALIZED TAX RATE .99 58,288.50     |                 |
| Governing Body & Public Boards         |            | 1969 Payments in Lieu of Taxes             |            | Local District School Taxes                | .93 54,841.37   |
| Municipal Clerk                        |            | Delinquent Tax & Lien Collections          | 19,787.04  | Regional & Consolidated School Tax         |                 |
| Financial Administration               | 1,000.00   | Business Personalty Replacement Taxes      | 9,508.00   | School Taxes in Municipal Budget           |                 |
| Assessment of Taxes                    | 1,300.00   | Taxes from Public Utilities                | 9,654.63   | County Taxes                               | .50 29,676.17   |
| Collection of Taxes                    | 1,406.15   | Other Miscellaneous Tax Revenues           |            | County Library Taxes                       | .02 1,070.04    |
| Planning, Housing & Development        | 750.00     | State Aid Revenues                         | 13,866.21  | Local Municipal Purpose Taxes              | .70 41,601.13   |
| Human Resources                        |            | Federal Aid Revenues                       |            | Veteran & Senior Citizen Taxes             | .10 5,640.00    |
| Elections                              |            | Sale of Acquired Property                  | 3,957.68   | Total Taxes for Rate Computation           | 3.24 191,117.21 |
| General Administration (other)         | 6,223.35   | Other Miscellaneous Revenues               | 3,957.68   | Special District Taxes                     |                 |
| JUDICIARY                              |            | 1969 Revenues Total                        | 227,220.67 | Bank Stock Taxes                           | 2,116.56        |
| Municipal Courts                       | 1,069.35   | Prior Years Surplus Appropriated           | 5,000.00   | Added and Omitted Taxes                    | 3,169.23        |
| PUBLIC SAFETY                          |            | REVENUES TOTAL                             | 232,220.67 | Total Taxes Levied - ABSTRACT              | 190,763.00      |
| Fire Protection                        | 2,604.12   |  |            | TOTAL TAXES BILLED                         | 191,581.98      |
| Police Protection                      | 1,206.18   |  |            | 1969 TAXES COLLECTED                       | 170,447.11      |
| Civil Defense & Disaster Control       | 100.00     |  |            | 1969 Taxes Cancelled, Abated or Adjusted   | 150.00          |
| Environmental Inspection & Control     | 236.00     |  |            | Transfer to Tax Title Liens or Foreclosed  |                 |
| Other Public Safety                    |            |  |            | Balance Outstanding Dec. 31, 1969          | 20,984.87       |
| PUBLIC WORKS                           |            |  |            | PRIOR YEARS TAXES OUTSTANDING              |                 |
| Streets and Drainage                   | 11,301.85  |  |            | Balance January 1, 1969                    | 20,348.67       |
| Sewers and Sewage Processing           |            |  |            | Collected in 1969                          | 19,787.04       |
| Garbage and Trash Disposal             | 4,600.00   |  |            | Cancelled, Abated or Adjusted (1969)       |                 |
| Public Buildings and Grounds           | 500.00     |  |            | Transfers to Tax Title Liens or Foreclosed |                 |
| Other Public Works                     |            |  |            | Balance December 31, 1969                  | 561.63          |
| HEALTH and WELFARE                     |            |  |            | TAX TITLE LIENS OUTSTANDING                |                 |
| Health Services Except Environmental   | 308.00     |  |            | Balance January 1, 1969                    |                 |
| Welfare-Public Assistance              | 50.00      |  |            | Transfers From Taxes                       |                 |
| Hospitals, Clinics, First Aid          |            |  |            | Redeemed in 1969                           |                 |
| Animal, Insect, & Rodent Control       |            |  |            | Cancelled, Abated or Adjusted (1969)       |                 |
| Other Welfare Services                 |            |  |            | Transfers to Foreclosed Property           |                 |
| RECREATION and CONSERVATION            |            |  |            | Balance December 31, 1969                  |                 |
| Beaches and Boardwalks                 |            |  |            | PROPERTY ACQUIRED BY DEED OR               |                 |
| Parks, Playgrounds, Shade Trees        | 1,500.00   |  |            | FORECLOSURE                                |                 |
| Land Reclamation & Conservation        |            |  |            | Balance January 1, 1969                    |                 |
| Other Recreational Services            |            |  |            | Transfers From Taxes or Liens              |                 |
| EDUCATION (exclusing schools)          |            |  |            | Sale for Cash (1969)                       |                 |
| Libraries                              |            |  |            | Cancelled, Abated or Adjusted (1969)       |                 |
| Other Educational Services             |            |  |            | Balance December 31, 1969                  |                 |
| STATUTORY EXPENDITURES                 |            |  |            | CURRENT FINANCES DECEMBER 31, 1969         |                 |
| Pensions & F.I.C.A.                    | 800.00     |  |            | ASSETS                                     |                 |
| Employee Fringe Benefits               | 3,000.00   |  |            | Cash Dec. 31, 1969                         | 76,366.40       |
| Other Statutory Expenditures           |            |  |            | Taxes Receivable                           | 21,546.50       |
| MUNICIPAL FUNCTIONS                    | 45,955.00  |  |            | Tax Title Liens                            |                 |
| CAPITAL IMPROVEMENTS                   | 15,600.00  |  |            | Foreclosed Property                        |                 |
| DEBT SERVICE                           |            |  |            | Emergencies & Other Deferred Charges       |                 |
| Principal Payments                     | 3,662.30   |  |            | State Aid Receivable                       | 6,229.65        |
| Interest Payments                      | 850.00     |  |            | Other Receivables                          | 116.74          |
| DEFERRED CHARGES                       | 4,343.60   |  |            | Total                                      | 104,259.29      |
| SCHOOL, COUNTY, SPECIAL DISTRICT TAXES | 143,876.08 |  |            | LIABILITIES                                |                 |
| RESERVE FOR UNCOLLECTED TAXES          | 23,481.00  |  |            | Cash Liabilities                           | 54,834.25       |
| EXPENDITURES                           | 237,767.98 |  |            | Reserves for Receivables                   | 21,663.24       |
|  |            |  |            | Surplus Dec. 31, 1969                      | 27,761.80       |
|  |            |  |            | Total                                      | 104,259.29      |

0408  
Population 1960 117,159  
Population 1969 118,490  
S & P Rating A  
Moody Rating BAA  
Land Area 8.70 Sq. Miles

CAMDEN CITY - CAMDEN COUNTY  
Net Valuation Taxable 151,785,113  
State Equalized Value 314,841,553 General Tax Rate Per \$100: 12.06  
Net Valuation on Which County Taxes are apportioned: 344,044,389 State Equalized  
State Equalization Ratio .4821 General Tax Rate: 5.81

PER CAPITA:  
Gross Debt 383.64  
Net Debt 117.65  
Debt Service 9.45  
Total Tax Levy 152.06  
Municipal Expenditures 148.57

PER CENT:  
Gross Debt 15.25  
Net Debt 4.68  
Tax Levy Collected 91.22  
Tax Levy Cancelled, Abated or Adjusted .63

| 1969 EXPENDITURES                             |                            | 1969 REVENUES                                     |                            | 1969 PROPERTY TAX                               |                    |
|---|----------------------------|---|----------------------------|---|--------------------|
| <b>GENERAL GOVERNMENT</b>                     |                            |   |                            | <b>STATE EQUALIZED TAX RATE</b>                 |                    |
| Governing Body & Public Boards                | 124,400.00                 | 1969 — Property Taxes Collected                   | 16,435,808.27              | Local District School Taxes                     | 2.24 7,057,300.00  |
| Municipal Clerk                               | 34,200.00                  | 1969 Payments in Lieu of Taxes                    | 147,873.23                 | Regional & Consolidated School Tax              |                    |
| Financial Administration                      | 325,450.00                 | Delinquent Tax & Lien Collections                 | 996,616.11                 | School Taxes in Municipal Budget                |                    |
| Assessment of Taxes                           | 73,200.00                  | Business Personality Replacement Taxes            | 2,519,316.00               | County Taxes                                    | 1.02 3,205,820.11  |
| Collection of Taxes                           | 141,753.00                 | Taxes from Public Utilities                       | 1,299,240.07               | County Library Taxes                            |                    |
| Planning, Housing & Development               | 174,975.16                 | Other Miscellaneous Tax Revenues                  | 22,076.96                  | Local Municipal Purpose Taxes                   | 2.41 7,595,154.54  |
| Human Resources                               | 16,350.00                  | State Aid Revenues                                | 2,287,118.91               | Veteran & Senior Citizen Taxes                  | .14 455,790.00     |
| Elections                                     | 36,600.00                  | Federal Aid Revenues                              | 91,558.14                  | Total Taxes for Rate Computation                | 5.81 18,314,064.65 |
| General Administration (other)                | 620,597.00                 | Sale of Acquired Property                         | 112,565.00                 | Special District Taxes                          |                    |
| <b>JUDICIARY</b>                              |                            | Other Miscellaneous Revenues                      | 1,748,047.67               | Bank Stock Taxes                                | 93,316.24          |
| Municipal Courts                              | 122,750.00                 | 1969 Revenues                                     | 25,660,220.36              | Added and Omitted Taxes                         | 66,463.99          |
| <b>PUBLIC SAFETY</b>                          |                            | Prior Years Surplus Appropriated                  | 882,000.00                 | Total Taxes Levied - ABSTRACT                   | 18,018,054.88      |
| Fire Protection                               | 2,865,928.35               | <b>REVENUES</b>                                   | <b>TOTAL</b> 26,542,220.36 | <b>TOTAL TAXES BILLED</b>                       | 18,018,054.88      |
| Police Protection                             | 3,779,431.97               |   |                            | <b>1969 TAXES COLLECTED</b>                     | 16,435,808.27      |
| Civil Defense & Disaster Control              | 25,300.00                  | <b>1969 REAL PROPERTY VALUATIONS</b>              |                            | 1969 Taxes Cancelled, Abated or Adjusted        | 113,249.04         |
| Environmental Inspection & Control            | 311,134.65                 | Code Class # of Parcels %VAL'N                    | ASSESSED VALUATION         | Transfer to Tax Title Liens or Foreclosed       | 1,094.45           |
| Other Public Safety                           | 34,059.98                  | 1 Vacant Land 2798 1.57                           | 2,234,210.00               | Balance Outstanding Dec. 31, 1969               | 1,467,903.12       |
| <b>PUBLIC WORKS</b>                           |                            | 2 Residential 26639 55.17                         | 78,602,275.00              |   |                    |
| Streets and Drainage                          | 1,167,918.88               | 3 Farm  |                            | <b>PRIOR YEARS TAXES OUTSTANDING</b>            |                    |
| Sewers and Sewage Processing                  |                            | 4a Commercial 2885 25.30                          | 36,046,430.00              | Balance January 1, 1969                         | 2,719,729.72       |
| Garbage and Trash Disposal                    | 814,200.00                 | 4b Industrial 250 14.77                           | 21,046,635.00              | Collected in 1969                               | 852,717.96         |
| Public Buildings and Grounds                  | 620,624.70                 | 4c Apartments 122 3.19                            | 4,543,625.00               | Cancelled, Abated or Adjusted (1969)            | 358,336.51         |
| Other Public Works                            | 27,200.00                  | Total 32694 100.00                                | 142,473,175.00             | Transfers to Tax Title Liens or Foreclosed      |                    |
| <b>HEALTH and WELFARE</b>                     |                            |   |                            | Balance December 31, 1969                       | 1,508,675.25       |
| Health Services Except Environmental          | 491,768.27                 | <b>CAPITAL DEBT AUTHORIZED, DECEMBER 31, 1969</b> |                            | <b>TAX TITLE LIENS OUTSTANDING</b>              |                    |
| Welfare-Public Assistance                     | 170,300.00                 | ISSUED AND UNISSUED                               | GROSS DEBT NET DEBT        | Balance January 1, 1969                         | 437,950.99         |
| Hospitals, Clinics, First Aid                 | 111,000.00                 | School 23,960,000                                 | 7,013,437                  | Transfers From Taxes                            |                    |
| Animal, Insect, & Rodent Control              | 24,000.00                  | Self-Liquidating 13,236,000                       |                            | Redeemed in 1969                                | 143,898.15         |
| Other Welfare Services                        | 202,540.19                 | Other 8,261,000                                   | 6,927,000                  | Cancelled, Abated or Adjusted (1969)            |                    |
| <b>RECREATION and CONSERVATION</b>            |                            | Total 45,457,000                                  | 13,940,437                 | Transfers to Foreclosed Property                |                    |
| Beaches and Boardwalks                        |                            | ISSUED AND OUTSTANDING                            |                            | Balance December 31, 1969                       | 294,052.84         |
| Parks, Playgrounds, Shade Trees               | 357,800.00                 | School 13,310,000.00                              |                            | <b>PROPERTY ACQUIRED BY DEED OR FORECLOSURE</b> |                    |
| Land Reclamation & Conservation               |                            | Self-Liquidating 13,236,000.00                    |                            | Balance January 1, 1969                         | 1,726,445.00       |
| Other Recreational Services                   | 35,810.20                  | Other 4,701,000.00                                |                            | Transfers From Taxes or Liens                   | 2,664.84           |
| <b>EDUCATION (excluding schools)</b>          |                            | Total 31,247,000.00                               |                            | Sale for Cash (1969)                            | 112,565.00         |
| Libraries                                     | 217,669.00                 | <b>EQUALIZED VALUATION BASIS</b>                  |                            | Cancelled, Abated or Adjusted (1969)            | 2,664.84           |
| Other Educational Services                    | 87,399.35                  | <b>FOR NET DEBT COMPUTATION</b>                   | 298,064,064.00             | Balance December 31, 1969                       | 1,613,880.00       |
| <b>STATUTORY EXPENDITURES</b>                 |                            | 1969 CAPITAL OUTLAY                               | TOTAL 236,846.51           | <b>CURRENT FINANCES DECEMBER 31, 1969</b>       |                    |
| Pensions & F.I.C.A.                           | 1,378,407.90               | Beaches and Boardwalks                            |                            | <b>ASSETS</b>                                   |                    |
| Employee Fringe Benefits                      | 292,100.00                 | Parks and Playgrounds                             | 104,213.74                 | Cash Dec. 31, 1969                              | 1,409,854.16       |
| Other Statutory Expenditures                  |                            | Public Buildings and Grounds                      | 9,720.00                   | Taxes Receivable                                | 2,976,578.37       |
| <b>MUNICIPAL FUNCTIONS</b>                    | <b>TOTAL</b> 14,684,868.60 | Vehicular Equipment                               | 47,293.00                  | Tax Title Liens                                 | 294,052.84         |
| <b>CAPITAL IMPROVEMENTS</b>                   | 78,660.78                  | Streets, Roads, Sidewalks, Storm Sewers           | 25,909.78                  | Foreclosed Property                             | 1,613,880.00       |
| <b>DEBT SERVICE</b>                           |                            | Sewer System                                      | 46,133.24                  | Emergencies & Other Deferred Charges            | 314,360.78         |
| Principal Payments                            | 913,000.00                 | Water Service                                     | 3,576.75                   | State Aid Receivable                            | 186,442.00         |
| Interest Payments                             | 207,279.05                 | Other Utilities                                   |                            | Other Receivables                               | 4,610,821.67       |
|   |                            | Hospitals and Clinics                             |                            | <b>Total</b>                                    | 11,405,989.82      |
|   |                            | Garbage and Trash Disposal Facilities             |                            | <b>LIABILITIES</b>                              |                    |
| <b>DEFERRED CHARGES</b>                       | 111,775.23                 | Health Equipment                                  |                            | Cash Liabilities                                | 1,056,529.21       |
| <b>SCHOOL, COUNTY, SPECIAL DISTRICT TAXES</b> | 10,263,120.11              | Library and Education Facilities                  |                            | Reserves for Receivables                        | 9,495,332.88       |
| <b>RESERVE FOR UNCOLLECTED TAXES</b>          | 1,608,477.50               | Conservation and Recreation                       |                            | Surplus Dec. 31, 1969                           | 854,127.73         |
|   |                            | Other Expenditures                                |                            | <b>Total</b>                                    | 11,405,989.82      |
| <b>EXPENDITURES</b>                           | <b>TOTAL</b> 27,867,181.27 |   |                            |   |                    |

0502  
 Population 1960 4,477  
 Population 1969 4,800  
 S & P Rating BB  
 Moody Rating BA  
 Land Area 2.50 Sq. Miles

CAPE MAY CITY - CAPE MAY COUNTY  
 Net Valuation Taxable 28,660,190  
 State Equalized Value 31,880,077  
 Net Valuation on Which County Taxes are apportioned: 32,458,954  
 State Equalization Ratio .8990  
 General Tax Rate Per \$100. 4.54  
 State Equalized General Tax Rate: 4.08

PER CAPITA:  
 Gross Debt 635.08  
 Net Debt 235.11  
 Debt Service 22.83  
 Total Tax Levy 268.61  
 Municipal Expenditures 241.33  
 PER CENT:  
 Gross Debt 9.94  
 Net Debt 3.68  
 Tax Levy Collected 91.08  
 Tax Levy Cancelled, Abated or Adjusted .16

| 1969 EXPENDITURES                                |                     | 1969 REVENUES                                   |  | 1969 PROPERTY TAX                               |              |
|--|---------------------|---|--|---|--------------|
| <b>GENERAL GOVERNMENT</b>                        |                     | 1969 — Property Taxes Collected 1,176,556.65    |  | <b>STATE EQUALIZED TAX RATE</b>                 |              |
| Governing Body & Public Boards                   |                     | 1969 Payments in Lieu of Taxes                  |  | Local District School Taxes .76                 | 243,522.00   |
| Municipal Clerk                                  |                     | Delinquent Tax & Lien Collections 135,395.66    |  | Regional & Consolidated School Tax .66          | 210,275.01   |
| Financial Administration 48,215.00               |                     | Business Personalty Replacement Taxes 45,258.00 |  | School Taxes in Municipal Budget                |              |
| Assessment of Taxes 27,956.00                    |                     | Taxes from Public Utilities 64,018.10           |  | County Taxes .56                                | 177,157.03   |
| Collection of Taxes 13,489.00                    |                     | Other Miscellaneous Tax Revenues                |  | County Library Taxes .01                        | 4,638.05     |
| Planning, Housing & Development 30,032.50        |                     | State Aid Revenues 77,808.57                    |  | Local Municipal Purpose Taxes 2.01              | 640,282.96   |
| Human Resources                                  |                     | Federal Aid Revenues                            |  | Veteran & Senior Citizen Taxes .08              | 24,170.00    |
| Elections  |                     | Sale of Acquired Property                       |  | Total Taxes for Rate Computation 4.08           | 1,300,045.05 |
| General Administration (other) 64,866.00         |                     | Other Miscellaneous Revenues 149,263.76         |  | Special District Taxes                          |              |
| <b>JUDICIARY</b>                                 |                     | 1969 Revenues Total 1,648,300.74                |  | Bank Stock Taxes                                | 2,717.04     |
| Municipal Courts 14,912.00                       |                     | Prior Years Surplus Appropriated 90,556.68      |  | Added and Omitted Taxes                         | 10,735.49    |
| <b>PUBLIC SAFETY</b>                             |                     | REVENUES TOTAL 1,738,857.42                     |  | Total Taxes Levied - ABSTRACT                   | 1,289,327.58 |
| Fire Protection 92,062.00                        |                     |   |  | <b>TOTAL TAXES BILLED</b>                       | 1,291,763.92 |
| Police Protection 140,526.00                     |                     |   |  | 1969 TAXES COLLECTED                            | 1,176,556.65 |
| Civil Defense & Disaster Control 1,600.00        |                     |   |  | 1969 Taxes Cancelled, Abated or Adjusted        | 2,101.39     |
| Environmental Inspection & Control 8,158.00      |                     |   |  | Transfer to Tax Title Liens or Foreclosed       | 8,398.14     |
| Other Public Safety                              |                     |   |  | Balance Outstanding Dec. 31, 1969               | 104,707.74   |
| <b>PUBLIC WORKS</b>                              |                     |   |  | <b>PRIOR YEARS TAXES OUTSTANDING</b>            |              |
| Streets and Drainage 96,647.00                   |                     |   |  | Balance January 1, 1969                         | 141,379.12   |
| Sewers and Sewage Processing                     |                     |   |  | Collected in 1969                               | 128,717.59   |
| Garbage and Trash Disposal 13,000.00             |                     |   |  | Cancelled, Abated or Adjusted (1969)            | 1,096.87     |
| Public Buildings and Grounds 41,433.50           |                     |   |  | Transfers to Tax Title Liens or Foreclosed      | 2,923.41     |
| Other Public Works                               |                     |   |  | Balance December 31, 1969                       | 8,641.25     |
| <b>HEALTH and WELFARE</b>                        |                     |   |  | <b>TAX TITLE LIENS OUTSTANDING</b>              |              |
| Health Services Except Environmental             |                     |   |  | Balance January 1, 1969                         | 14,121.21    |
| Welfare-Public Assistance 17,584.00              |                     |   |  | Transfers From Taxes                            | 11,604.16    |
| Hospitals, Clinics, First Aid                    |                     |   |  | Redeemed in 1969                                | 6,678.07     |
| Animal, Insect, & Rodent Control                 |                     |   |  | Cancelled, Abated or Adjusted (1969)            |              |
| Other Welfare Services 9,439.00                  |                     |   |  | Transfers to Foreclosed Property                |              |
| <b>RECREATION and CONSERVATION</b>               |                     |   |  | Balance December 31, 1969                       | 19,047.30    |
| Beaches and Boardwalks 80,879.50                 |                     |   |  | <b>PROPERTY ACQUIRED BY DEED OR FORECLOSURE</b> |              |
| Parks, Playgrounds, Shade Trees                  |                     |   |  | Balance January 1, 1969                         | 69,607.00    |
| Land Reclamation & Conservation                  |                     |   |  | Transfers From Taxes or Liens                   |              |
| Other Recreational Services 13,180.00            |                     |   |  | Sale for Cash (1969)                            | 300.00       |
| <b>EDUCATION (excluding schools)</b>             |                     |   |  | Cancelled, Abated or Adjusted (1969)            |              |
| Libraries 6,719.00                               |                     |   |  | Balance December 31, 1969                       | 69,307.00    |
| Other Educational Services                       |                     |   |  | <b>CURRENT FINANCES DECEMBER 31, 1969</b>       |              |
| <b>STATUTORY EXPENDITURES</b>                    |                     |   |  | <b>ASSETS</b>                                   |              |
| Pensions & F.I.C.A. 52,710.00                    |                     |   |  | Cash Dec. 31, 1969                              | 382,857.40   |
| Employee Fringe Benefits 12,100.00               |                     |   |  | Taxes Receivable                                | 113,348.99   |
| Other Statutory Expenditures                     |                     |   |  | Tax Title Liens                                 | 19,047.30    |
| <b>MUNICIPAL FUNCTIONS</b>                       |                     |   |  | Foreclosed Property                             | 69,307.00    |
| <b>CAPITAL IMPROVEMENTS</b>                      |                     |   |  | Emergencies & Other Deferred Charges            | 19,850.00    |
| <b>DEBT SERVICE</b>                              |                     |   |  | State Aid Receivable                            | 7,000.00     |
| Principal Payments 54,000.00                     |                     |   |  | Other Receivables                               | 29,831.58    |
| Interest Payments 55,600.00                      |                     |   |  | Total   | 641,242.27   |
| <b>DEFERRED CHARGES</b>                          |                     |   |  | <b>LIABILITIES</b>                              |              |
| SCHOOL, COUNTY, SPECIAL DISTRICT TAXES 41,686.37 |                     |   |  | Cash Liabilities                                | 152,817.84   |
| RESERVE FOR UNCOLLECTED TAXES 635,592.09         |                     |   |  | Reserves for Receivables                        | 231,534.87   |
| 159,986.34                                       |                     |   |  | Surplus Dec. 31, 1969                           | 256,889.56   |
| <b>EXPENDITURES</b>                              |                     |   |  | Total   | 641,242.27   |
| <b>TOTAL</b>                                     | <b>1,793,954.30</b> |   |  |   |              |

0503  
Population 1960 263  
Population 1969 290  
  
Moody Rating  
Land Area .30 Sq. Miles

CAPE MAY POINT BORO - CAPE MAY COUNTY

Net Valuation Taxable 3,251,753  
State Equalized Value 4,458,120 General Tax Rate Per \$100. 3.42  
Net Valuation on Which County Taxes  
are apportioned: 4,217,476 State Equalized  
State Equalization Ratio .7294 General Tax Rate: 2.49

PER CAPITA:  
Gross Debt 289.66  
Net Debt 283.60  
Debt Service 1.38  
Total Tax Levy 372.78  
Municipal Expenditures 401.64

PER CENT:  
Gross Debt 2.08  
Net Debt 2.03  
Tax Levy Collected 92.68  
Tax Levy Cancelled, Abated  
or Adjusted .03

| 1969 EXPENDITURES                               |  | 1969 REVENUES                                 |  | 1969 PROPERTY TAX                          |            |
|---|--|---|--|--|------------|
| <b>GENERAL GOVERNMENT</b>                       |  | 1969 — Property Taxes Collected 100,391.13    |  | <b>STATE EQUALIZED TAX RATE</b>            |            |
| Governing Body & Public Boards                  |  | 1969 Payments in Lieu of Taxes                |  | Local District School Taxes .28            | 12,526.00  |
| Municipal Clerk                                 |  | Delinquent Tax & Lien Collections 5,332.71    |  | Regional & Consolidated School Tax         |            |
| Financial Administration 2,550.00               |  | Business Personality Replacement Taxes 138.00 |  | School Taxes in Municipal Budget           |            |
| Assessment of Taxes 1,200.00                    |  | Taxes from Public Utilities 3,832.11          |  | County Taxes .52                           | 23,006.54  |
| Collection of Taxes 2,150.00                    |  | Other Miscellaneous Tax Revenues              |  | County Library Taxes .01                   | 602.39     |
| Planning, Housing & Development 50.00           |  | State Aid Revenues 18,945.23                  |  | Local Municipal Purpose Taxes 1.60         | 71,459.74  |
| Human Resources 100.00                          |  | Federal Aid Revenues                          |  | Veteran & Senior Citizen Taxes .08         | 3,480.00   |
| Elections 500.00                                |  | Sale of Acquired Property                     |  | Total Taxes for Rate Computation 2.49      | 111,074.67 |
| General Administration (other) 13,030.00        |  | Other Miscellaneous Revenues 2,868.19         |  | Special District Taxes                     |            |
| <b>JUDICIARY</b>                                |  | 1969 Revenues Total 131,507.37                |  | Bank Stock Taxes                           | 512.16     |
| Municipal Courts 775.00                         |  | Prior Years Surplus Appropriated 7,554.44     |  | Added and Omitted Taxes                    |            |
| <b>PUBLIC SAFETY</b>                            |  | <b>REVENUES TOTAL 139,061.81</b>              |  | Total Taxes Levied - ABSTRACT              | 108,106.83 |
| Fire Protection 2,050.00                        |  |   |  | <b>TOTAL TAXES BILLED</b>                  | 108,322.11 |
| Police Protection 6,662.01                      |  |   |  | 1969 TAXES COLLECTED                       | 100,391.13 |
| Civil Defense & Disaster Control 50.00          |  |   |  | 1969 Taxes Cancelled, Abated or Adjusted   | 30.78      |
| Environmental Inspection & Control              |  |   |  | Transfer to Tax Title Liens or Foreclosed  | 84.13      |
| Other Public Safety                             |  |   |  | Balance Outstanding Dec. 31, 1969          | 7,816.07   |
| <b>PUBLIC WORKS</b>                             |  |   |  | <b>PRIOR YEARS TAXES OUTSTANDING</b>       |            |
| Streets and Drainage 8,050.00                   |  |   |  | Balance January 1, 1969                    | 16,648.12  |
| Sewers and Sewage Processing 16,900.00          |  |   |  | Collected in 1969                          | 5,291.67   |
| Garbage and Trash Disposal 4,225.00             |  |   |  | Cancelled, Abated or Adjusted (1969)       |            |
| Public Buildings and Grounds 800.00             |  |   |  | Transfers to Tax Title Liens or Foreclosed |            |
| Other Public Works                              |  |   |  | Balance December 31, 1969                  | 11,356.45  |
| <b>HEALTH and WELFARE</b>                       |  |   |  | <b>TAX TITLE LIENS OUTSTANDING</b>         |            |
| Health Services Except Environmental 27.50      |  |   |  | Balance January 1, 1969                    | 2,770.59   |
| Welfare-Public Assistance                       |  |   |  | Transfers From Taxes                       | 84.13      |
| Hospitals, Clinics, First Aid                   |  |   |  | Redeemed in 1969                           | 41.04      |
| Animal, Insect, & Rodent Control 247.50         |  |   |  | Cancelled, Abated or Adjusted (1969)       |            |
| Other Welfare Services                          |  |   |  | Transfers to Foreclosed Property           |            |
| <b>RECREATION and CONSERVATION</b>              |  |   |  | Balance December 31, 1969                  | 2,813.68   |
| Beaches and Boardwalks 6,382.99                 |  |   |  | <b>PROPERTY ACQUIRED BY DEED OR</b>        |            |
| Parks, Playgrounds, Shade Trees 950.00          |  |   |  | <b>FORECLOSURE</b>                         |            |
| Land Reclamation & Conservation 1,000.00        |  |   |  | Balance January 1, 1969                    | 9,287.00   |
| Other Recreational Services                     |  |   |  | Transfers From Taxes or Liens              |            |
| <b>EDUCATION (excluding schools)</b>            |  |   |  | Sale for Cash (1969)                       |            |
| Libraries                                       |  |   |  | Cancelled, Abated or Adjusted (1969)       |            |
| Other Educational Services                      |  |   |  | Balance December 31, 1969                  | 9,287.00   |
| <b>STATUTORY EXPENDITURES</b>                   |  |   |  | <b>CURRENT FINANCES DECEMBER 31, 1969</b>  |            |
| Pensions & F.I.C.A. 2,601.00                    |  |   |  | <b>ASSETS</b>                              |            |
| Employee Fringe Benefits 1,500.00               |  |   |  | Cash Dec. 31, 1969                         | 34,540.35  |
| Other Statutory Expenditures                    |  |   |  | Taxes Receivable                           | 19,172.52  |
| <b>MUNICIPAL FUNCTIONS</b>                      |  |   |  | Tax Title Liens                            | 2,813.68   |
| <b>CAPITAL IMPROVEMENTS</b>                     |  |   |  | Foreclosed Property                        | 9,287.00   |
| <b>DEBT SERVICE</b>                             |  |   |  | Emergencies & Other Deferred Charges       | 632.70     |
| Principal Payments                              |  |   |  | State Aid Receivable                       | 5,905.00   |
| Interest Payments 400.00                        |  |   |  | Other Receivables                          | 78.17      |
|   |  |   |  | Total                                      | 72,429.42  |
| <b>DEFERRED CHARGES</b>                         |  |   |  | <b>LIABILITIES</b>                         |            |
| SCHOOL, COUNTY, SPECIAL DISTRICT TAXES 7,515.27 |  |   |  | Cash Liabilities                           | 32,450.99  |
| RESERVE FOR UNCOLLECTED TAXES 36,134.93         |  |   |  | Reserves for Receivables                   | 31,351.37  |
|   |  |   |  | Surplus Dec. 31, 1969                      | 8,627.06   |
| <b>EXPENDITURES TOTAL 152,611.22</b>            |  |   |  | Total                                      | 72,429.42  |

02G5  
Population 1960 6,042  
Population 1969 7,120  
  
Moody Rating  
Land Area 4.20 Sq. Miles

CARLSTADT BORO - BERGEN COUNTY  
Net Valuation Taxable 98,469,358  
State Equalized Value 128,869,726  
Net Valuation on Which County Taxes are apportioned: 112,527,272  
State Equalization Ratio .7641  
General Tax Rate Per \$100. 1.63  
State Equalized General Tax Rate: 1.24

PER CAPITA:  
Gross Debt 726.45  
Net Debt 114.80  
Debt Service 11.08  
Total Tax Levy 227.58  
Municipal Expenditures 127.74  
  
PER CENT:  
Gross Debt 5.05  
Net Debt .80  
Tax Levy Collected 93.20  
Tax Levy Cancelled, Abated or Adjusted .18

| 1969 EXPENDITURES                      |                           | 1969 REVENUES                         |                           | 1969 PROPERTY TAX                          |                   |
|--|---------------------------|---------------------------------------|---------------------------|--|-------------------|
| <b>GENERAL GOVERNMENT</b>              |                           |                                       |                           | <b>STATE EQUALIZED TAX RATE</b>            |                   |
| Governing Body & Public Boards         | 5,500.00                  | 1969 — Property Taxes Collected       | 1,515,279.29              | Local District School Taxes                | .65 831,402.68    |
| Municipal Clerk                        | 10,500.00                 | 1969 Payments in Lieu of Taxes        |                           | Regional & Consolidated School Tax         | .06 79,759.82     |
| Financial Administration               | 18,174.00                 | Delinquent Tax & Lien Collections     | 57,788.12                 | School Taxes in Municipal Budget           |                   |
| Assessment of Taxes                    | 14,800.00                 | Business Personalty Replacement Taxes | 167,681.00                | County Taxes                               | .36 462,954.23    |
| Collection of Taxes                    | 13,050.05                 | Taxes from Public Utilities           | 216,212.49                | County Library Taxes                       |                   |
| Planning, Housing & Development        | 5,286.07                  | Other Miscellaneous Tax Revenues      |                           | Local Municipal Purpose Taxes              | .14 186,795.55    |
| Human Resources                        |                           | State Aid Revenues                    | 28,119.56                 | Veteran & Senior Citizen Taxes             | .03 39,270.00     |
| Elections                              | 825.00                    | Federal Aid Revenues                  |                           | Total Taxes for Rate Computation           | 1.24 1,600,182.28 |
| General Administration (other)         | 19,610.00                 | Sale of Acquired Property             |                           | Special District Taxes                     |                   |
| <b>JUDICIARY</b>                       |                           | Other Miscellaneous Revenues          | 64,310.70                 | Bank Stock Taxes                           | 2,797.58          |
| Municipal Courts                       | 4,526.76                  | 1969 Revenues                         | 2,049,391.16              | Added and Omitted Taxes                    | 56,684.40         |
| <b>PUBLIC SAFETY</b>                   |                           | Prior Years Surplus Appropriated      | 183,600.00                | Total Taxes Levied - ABSTRACT              | 1,620,394.26      |
| Fire Protection                        | 56,022.00                 | <b>REVENUES</b>                       | <b>TOTAL</b> 2,232,991.16 | <b>TOTAL TAXES BILLED</b>                  | 1,625,911.83      |
| Police Protection                      | 235,448.88                |                                       |                           | <b>1969 TAXES COLLECTED</b>                | 1,515,279.29      |
| Civil Defense & Disaster Control       | 100.00                    |                                       |                           | 1969 Taxes Cancelled, Abated or Adjusted   | 2,940.61          |
| Environmental Inspection & Control     | 2,450.00                  |                                       |                           | Transfer to Tax Title Liens or Foreclosed  | 438.47            |
| Other Public Safety                    |                           |                                       |                           | Balance Outstanding Dec. 31, 1969          | 107,253.46        |
| <b>PUBLIC WORKS</b>                    |                           |                                       |                           | <b>PRIOR YEARS TAXES OUTSTANDING</b>       |                   |
| Streets and Drainage                   | 80,120.00                 |                                       |                           | Balance January 1, 1969                    | 134,478.17        |
| Sewers and Sewage Processing           | 40,065.00                 |                                       |                           | Collected in 1969                          | 57,788.12         |
| Garbage and Trash Disposal             | 60,480.00                 |                                       |                           | Cancelled, Abated or Adjusted (1969)       | 14,703.15         |
| Public Buildings and Grounds           | 19,625.00                 |                                       |                           | Transfers to Tax Title Liens or Foreclosed |                   |
| Other Public Works                     |                           |                                       |                           | Balance December 31, 1969                  | 61,986.90         |
| <b>HEALTH and WELFARE</b>              |                           |                                       |                           | <b>TAX TITLE LIENS OUTSTANDING</b>         |                   |
| Health Services Except Environmental   | 10,855.00                 |                                       |                           | Balance January 1, 1969                    | 1,341.90          |
| Welfare-Public Assistance              | 3,300.00                  |                                       |                           | Transfers From Taxes                       | 438.47            |
| Hospitals, Clinics, First Aid          |                           |                                       |                           | Redeemed in 1969                           |                   |
| Animal, Insect, & Rodent Control       |                           |                                       |                           | Cancelled, Abated or Adjusted (1969)       |                   |
| Other Welfare Services                 |                           |                                       |                           | Transfers to Foreclosed Property           |                   |
| <b>RECREATION and CONSERVATION</b>     |                           |                                       |                           | Balance December 31, 1969                  | 1,780.37          |
| Beaches and Boardwalks                 |                           |                                       |                           | <b>PROPERTY ACQUIRED BY DEED OR</b>        |                   |
| Parks, Playgrounds, Shade Trees        | 1,368.00                  |                                       |                           | <b>FORECLOSURE</b>                         |                   |
| Land Reclamation & Conservation        |                           |                                       |                           | Balance January 1, 1969                    | 1,650.00          |
| Other Recreational Services            | 13,100.00                 |                                       |                           | Transfers From Taxes or Liens              |                   |
| <b>EDUCATION (excluding schools)</b>   |                           |                                       |                           | Sale for Cash (1969)                       |                   |
| Libraries                              | 32,590.00                 |                                       |                           | Cancelled, Abated or Adjusted (1969)       |                   |
| Other Educational Services             |                           |                                       |                           | Balance December 31, 1969                  | 1,650.00          |
| <b>STATUTORY EXPENDITURES</b>          |                           |                                       |                           | <b>CURRENT FINANCES DECEMBER 31, 1969</b>  |                   |
| Pensions & F.I.C.A.                    | 36,800.00                 |                                       |                           | <b>ASSETS</b>                              |                   |
| Employee Fringe Benefits               | 36,088.00                 |                                       |                           | Cash Dec. 31, 1969                         | 205,787.67        |
| Other Statutory Expenditures           |                           |                                       |                           | Taxes Receivable                           | 169,240.36        |
| <b>MUNICIPAL FUNCTIONS</b>             |                           |                                       |                           | Tax Title Liens                            | 1,780.37          |
| <b>CAPITAL IMPROVEMENTS</b>            |                           |                                       |                           | Foreclosed Property                        | 1,650.00          |
| <b>DEBT SERVICE</b>                    |                           |                                       |                           | Emergencies & Other Deferred Charges       | 10,283.76         |
| Principal Payments                     | 50,900.00                 |                                       |                           | State Aid Receivable                       | 16,245.45         |
| Interest Payments                      | 28,000.00                 |                                       |                           | Other Receivables                          | 23,135.96         |
| <b>DEFERRED CHARGES</b>                |                           |                                       |                           | <b>LIABILITIES</b>                         |                   |
| SCHOOL, COUNTY, SPECIAL DISTRICT TAXES | 16,138.21                 |                                       |                           | Cash Liabilities                           | 86,204.80         |
| RESERVE FOR UNCOLLECTED TAXES          | 91,352.16                 |                                       |                           | Reserves for Receivables                   | 195,806.69        |
| <b>EXPENDITURES</b>                    | <b>TOTAL</b> 2,283,640.86 |                                       |                           | Surplus Dec. 31, 1969                      | 146,112.08        |
|  |                           |                                       |                           | <b>Total</b>                               | <b>428,123.57</b> |

1201  
Population 1960 20,502  
Population 1969 24,850  
S & P Rating A  
Moody Rating A  
Land Area 4.50 Sq. Miles

CARTERET BORO - MIDDLESEX COUNTY  
Net Valuation Taxable 77,705,695  
State Equalized Value 139,507,531 General Tax Rate Per \$100. 6.62  
Net Valuation on Which County Taxes  
are apportioned: 180,250,975 State Equalized  
State Equalization Ratio .5570 General Tax Rate: 3.68

PER CAPITA:  
Gross Debt 320.33  
Net Debt 180.41  
Debt Service 15.74  
Total Tax Levy 202.56  
Municipal Expenditures 115.11

PER CENT:  
Gross Debt 5.79  
Net Debt 3.26  
Tax Levy Collected 95.79  
Tax Levy Cancelled, Abated  
or Adjusted .31

| 1969 EXPENDITURES                              |                     | 1969 REVENUES                                     |  | 1969 PROPERTY TAX                          |              |
|--|---------------------|---|--|--|--------------|
| <b>GENERAL GOVERNMENT</b>                      |                     | 1969 — Property Taxes Collected 4,821,595.73      |  | <b>STATE EQUALIZED TAX RATE</b>            |              |
| Governing Body & Public Boards                 |                     | 1969 Payments in Lieu of Taxes 28,954.34          |  | Local District School Taxes 1.99           | 2,779,115.42 |
| Municipal Clerk                                |                     | Delinquent Tax & Lien Collections 142,751.40      |  | Regional & Consolidated School Tax         |              |
| Financial Administration 114,100.00            |                     | Business Personality Replacement Taxes 679,007.00 |  | School Taxes in Municipal Budget           |              |
| Assessment of Taxes 16,100.00                  |                     | Taxes from Public Utilities 321,262.74            |  | County Taxes .66                           | 921,268.20   |
| Collection of Taxes 35,200.00                  |                     | Other Miscellaneous Tax Revenues                  |  | County Library Taxes                       |              |
| Planning, Housing & Development 11,300.00      |                     | State Aid Revenues 98,563.02                      |  | Local Municipal Purpose Taxes .93          | 1,295,816.27 |
| Human Resources                                |                     | Federal Aid Revenues                              |  | Veteran & Senior Citizen Taxes .10         | 142,110.00   |
| Elections 4,775.00                             |                     | Sale of Acquired Property                         |  | Total Taxes for Rate Computation 3.68      | 5,138,309.89 |
| General Administration (other) 116,850.00      |                     | Other Miscellaneous Revenues 117,663.81           |  | Special District Taxes                     |              |
| <b>JUDICIARY</b>                               |                     | 1969 Revenues Total 6,209,798.04                  |  | Bank Stock Taxes                           | 7,348.36     |
| Municipal Courts 23,300.00                     |                     | Prior Years Surplus Appropriated 225,850.00       |  | Added and Omitted Taxes                    | 29,979.33    |
| <b>PUBLIC SAFETY</b>                           |                     | <b>REVENUES TOTAL 6,435,648.04</b>                |  | Total Taxes Levied - ABSTRACT              | 5,033,527.58 |
| Fire Protection 219,050.00                     |                     |   |  | <b>TOTAL TAXES BILLED</b>                  | 5,033,527.58 |
| Police Protection 470,500.00                   |                     |   |  | 1969 TAXES COLLECTED                       | 4,821,595.73 |
| Civil Defense & Disaster Control 1,000.00      |                     |   |  | 1969 Taxes Cancelled, Abated or Adjusted   | 15,419.90    |
| Environmental Inspection & Control 25,400.00   |                     |   |  | Transfer to Tax Title Liens or Foreclosed  | 21,088.97    |
| Other Public Safety                            |                     |   |  | Balance Outstanding Dec. 31, 1969          | 175,422.98   |
| <b>PUBLIC WORKS</b>                            |                     |   |  | <b>PRIOR YEARS TAXES OUTSTANDING</b>       |              |
| Streets and Drainage 229,250.00                |                     |   |  | Balance January 1, 1969                    | 396,408.61   |
| Sewers and Sewage Processing 149,500.00        |                     |   |  | Collected in 1969                          | 138,753.65   |
| Garbage and Trash Disposal 177,700.00          |                     |   |  | Cancelled, Abated or Adjusted (1969)       | 107,045.08   |
| Public Buildings and Grounds 26,350.00         |                     |   |  | Transfers to Tax Title Liens or Foreclosed | 591.39       |
| Other Public Works                             |                     |   |  | Balance December 31, 1969                  | 150,018.49   |
| <b>HEALTH and WELFARE</b>                      |                     |   |  | <b>TAX TITLE LIENS OUTSTANDING</b>         |              |
| Health Services Except Environmental 56,850.00 |                     |   |  | Balance January 1, 1969                    | 79,024.83    |
| Welfare-Public Assistance 42,500.00            |                     |   |  | Transfers From Taxes                       | 21,737.27    |
| Hospitals, Clinics, First Aid                  |                     |   |  | Redeemed in 1969                           | 3,997.75     |
| Animal, Insect, & Rodent Control 1,800.00      |                     |   |  | Cancelled, Abated or Adjusted (1969)       |              |
| Other Welfare Services                         |                     |   |  | Transfers to Foreclosed Property           |              |
| <b>RECREATION and CONSERVATION</b>             |                     |   |  | Balance December 31, 1969                  | 96,764.35    |
| Beaches and Boardwalks                         |                     |   |  | <b>PROPERTY ACQUIRED BY DEED OR</b>        |              |
| Parks, Playgrounds, Shade Trees 76,700.00      |                     |   |  | <b>FORECLOSURE</b>                         |              |
| Land Reclamation & Conservation                |                     |   |  | Balance January 1, 1969                    | 45,393.17    |
| Other Recreational Services 82,300.00          |                     |   |  | Transfers From Taxes or Liens              |              |
| <b>EDUCATION (excluding schools)</b>           |                     |   |  | Sale for Cash (1969)                       |              |
| Libraries 55,000.00                            |                     |   |  | Cancelled, Abated or Adjusted (1969)       |              |
| Other Educational Services                     |                     |   |  | Balance December 31, 1969                  | 45,393.17    |
| <b>STATUTORY EXPENDITURES</b>                  |                     |   |  | <b>CURRENT FINANCES DECEMBER 31, 1969</b>  |              |
| Pensions & F.I.C.A. 161,408.55                 |                     |   |  | <b>ASSETS</b>                              |              |
| Employee Fringe Benefits 40,400.00             |                     |   |  | Cash Dec. 31, 1969                         | 512,794.76   |
| Other Statutory Expenditures                   |                     |   |  | Taxes Receivable                           | 325,441.47   |
| <b>MUNICIPAL FUNCTIONS</b>                     |                     |   |  | Tax Title Liens                            | 96,764.35    |
| <b>CAPITAL IMPROVEMENTS</b>                    |                     |   |  | Foreclosed Property                        | 45,393.17    |
| 70,000.00                                      |                     |   |  | Emergencies & Other Deferred Charges       | 41,378.00    |
| <b>DEBT SERVICE</b>                            |                     |   |  | State Aid Receivable                       | 103,973.00   |
| Principal Payments 235,000.00                  |                     |   |  | Other Receivables                          | 8,500.00     |
| Interest Payments 156,128.50                   |                     |   |  | Total                                      | 1,134,244.75 |
| <b>DEFERRED CHARGES</b>                        |                     |   |  | <b>LIABILITIES</b>                         |              |
| 11,015.33                                      |                     |   |  | Cash Liabilities                           | 194,902.99   |
| <b>SCHOOL, COUNTY, SPECIAL DISTRICT TAXES</b>  |                     |   |  | Reserves for Receivables                   | 476,098.99   |
| 3,700,383.62                                   |                     |   |  | Surplus Dec. 31, 1969                      | 463,242.77   |
| <b>RESERVE FOR UNCOLLECTED TAXES</b>           |                     |   |  | Total                                      | 1,134,244.75 |
| 251,001.03                                     |                     |   |  |  |              |
| <b>EXPENDITURES TOTAL</b>                      | <b>6,560,862.03</b> |   |  |  |              |

0704  
 Population 1960 14,603  
 Population 1969 17,950  
 S & P Rating A  
 Moody Rating BAA  
 Land Area 4.50 Sq. Miles

CEDAR GROVE TWP - ESSEX COUNTY  
 Net Valuation Taxable 96,905,200  
 State Equalized Value 106,209,118  
 Net Valuation on Which County Taxes are apportioned: 51,639,987  
 State Equalization Ratio .9124  
 General Tax Rate Per \$100. 4.15  
 State Equalized General Tax Rate: 3.78

PER CAPITA:  
 Gross Debt 232.87  
 Net Debt 34.70  
 Debt Service 4.31  
 Total Tax Levy 220.93  
 Municipal Expenditures 77.04

PER CENT:  
 Gross Debt 4.19  
 Net Debt .62  
 Tax Levy Collected 98.06  
 Tax Levy Cancelled, Abated or Adjusted .19

| 1969 EXPENDITURES                      |              | 1969 REVENUES                                     |                    | 1969 PROPERTY TAX                          |              |
|--|--------------|---|--------------------|--|--------------|
| <b>GENERAL GOVERNMENT</b>              |              |   |                    | <b>STATE EQUALIZED TAX RATE</b>            |              |
| Governing Body & Public Boards         | 3,435.00     | 1969 — Property Taxes Collected                   | 3,898,080.74       | Local District School Taxes                | 2.49         |
| Municipal Clerk                        | 17,149.00    | 1969 Payments in Lieu of Taxes                    |                    | Regional & Consolidated School Tax         |              |
| Financial Administration               | 45,930.00    | Delinquent Tax & Lien Collections                 | 82,079.97          | School Taxes in Municipal Budget           |              |
| Assessment of Taxes                    | 20,821.00    | Business Personalty Replacement Taxes             | 101,773.00         | County Taxes                               | .55          |
| Collection of Taxes                    | 17,330.00    | Taxes from Public Utilities                       | 142,601.71         | County Library Taxes                       |              |
| Planning, Housing & Development        | 7,275.00     | Other Miscellaneous Tax Revenues                  |                    | Local Municipal Purpose Taxes              | .67          |
| Human Resources                        |              | State Aid Revenues                                | 66,978.50          | Veteran & Senior Citizen Taxes             | .07          |
| Elections                              | 4,365.00     | Federal Aid Revenues                              |                    | Total Taxes for Rate Computation           | 3.78         |
| General Administration (other)         | 70,355.00    | Sale of Acquired Property                         |                    | Special District Taxes                     |              |
| <b>JUDICIARY</b>                       |              | Other Miscellaneous Revenues                      | 175,076.06         | Bank Stock Taxes                           | 5,803.08     |
| Municipal Courts                       | 7,820.00     | 1969 Revenues                                     | 4,466,589.98       | Added and Omitted Taxes                    | 17,293.05    |
| <b>PUBLIC SAFETY</b>                   |              | Prior Years Surplus Appropriated                  | 250,000.00         | Total Taxes Levied - ABSTRACT              | 3,965,681.37 |
| Fire Protection                        | 48,180.00    | <b>REVENUES</b>                                   | <b>TOTAL</b>       | <b>TOTAL TAXES BILLED</b>                  | 3,975,101.93 |
| Police Protection                      | 264,337.64   |   | 4,716,589.98       | <b>1969 TAXES COLLECTED</b>                | 3,898,080.74 |
| Civil Defense & Disaster Control       | 7,025.00     | <b>1969 REAL PROPERTY VALUATIONS</b>              |                    | 1969 Taxes Cancelled, Abated or Adjusted   | 7,532.25     |
| Environmental Inspection & Control     | 11,008.00    | Code Class # of Parcels %VAL'N                    | ASSESSED VALUATION | Transfer to Tax Title Liens or Foreclosed  | 3,386.40     |
| Other Public Safety                    |              | 1 Vacant Land 243 6.05                            | 5,839,500.00       | Balance Outstanding Dec. 31, 1969          | 66,102.54    |
| <b>PUBLIC WORKS</b>                    |              | 2 Residential 2935 73.07                          | 70,486,800.00      | <b>PRIOR YEARS TAXES OUTSTANDING</b>       |              |
| Streets and Drainage                   | 140,171.00   | 3 Farm 3 .09                                      | 85,600.00          | Balance January 1, 1969                    | 83,992.62    |
| Sewers and Sewage Processing           |              | 4a Commercial 86 7.12                             | 6,867,100.00       | Collected in 1969                          | 81,110.69    |
| Garbage and Trash Disposal             | 73,660.00    | 4b Industrial 39 6.90                             | 6,660,300.00       | Cancelled, Abated or Adjusted (1969)       | 226.63       |
| Public Buildings and Grounds           | 38,639.00    | 4c Apartments 6 6.77                              | 6,526,000.00       | Transfers to Tax Title Liens or Foreclosed | 31.60        |
| Other Public Works                     |              | Total 3312 100.00                                 | 96,465,300.00      | Balance December 31, 1969                  | 2,623.70     |
| <b>HEALTH and WELFARE</b>              |              | <b>CAPITAL DEBT AUTHORIZED, DECEMBER 31, 1969</b> |                    | <b>TAX TITLE LIENS OUTSTANDING</b>         |              |
| Health Services Except Environmental   | 28,760.00    | ISSUED AND UNISSUED                               | GROSS DEBT         | Balance January 1, 1969                    | 17,894.36    |
| Welfare-Public Assistance              | 3,025.00     | School  | 2,688,000          | Transfers From Taxes                       | 3,495.27     |
| Hospitals, Clinics, First Aid          |              | Self-liquidating                                  | 850,000            | Redeemed in 1969                           | 969.28       |
| Animal, Insect, & Rodent Control       |              | Other   | 642,000            | Cancelled, Abated or Adjusted (1969)       |              |
| Other Welfare Services                 |              | Total   | 4,180,000          | Transfers to Foreclosed Property           |              |
| <b>RECREATION and CONSERVATION</b>     |              | <b>ISSUED AND OUTSTANDING</b>                     |                    | Balance December 31, 1969                  | 20,420.35    |
| Beaches and Boardwalks                 |              | School  | 2,688,000.00       | <b>PROPERTY ACQUIRED BY DEED OR</b>        |              |
| Parks, Playgrounds, Shade Trees        | 34,840.00    | Self-liquidating                                  | 850,000.00         | <b>FORECLOSURE</b>                         |              |
| Land Reclamation & Conservation        |              | Other   | 642,000.00         | Balance January 1, 1969                    | 96,400.00    |
| Other Recreational Services            | 34,289.00    | Total   | 4,180,000.00       | Transfers From Taxes or Liens              |              |
| <b>EDUCATION (excluding schools)</b>   |              | <b>EQUALIZED VALUATION BASIS</b>                  |                    | Sale for Cash (1969)                       |              |
| Libraries                              | 63,109.00    | <b>FOR NET DEBT COMPUTATION</b>                   | 99,692,863.00      | Cancelled, Abated or Adjusted (1969)       |              |
| Other Educational Services             |              | <b>1969 CAPITAL OUTLAY</b>                        | <b>TOTAL</b>       | Balance December 31, 1969                  | 96,400.00    |
| <b>STATUTORY EXPENDITURES</b>          |              | Beaches and Boardwalks                            | 215,083.95         | <b>CURRENT FINANCES DECEMBER 31, 1969</b>  |              |
| Pensions & F.I.C.A.                    | 69,700.00    | Parks and Playgrounds                             | 13,115.00          | <b>ASSETS</b>                              |              |
| Employee Fringe Benefits               | 50,200.00    | Public Buildings and Grounds                      | 20,000.00          | Cash Dec. 31, 1969                         | 1,984,504.24 |
| Other Statutory Expenditures           |              | Vehicular Equipment                               | 14,855.96          | Taxes Receivable                           | 68,726.24    |
| <b>MUNICIPAL FUNCTIONS</b>             | <b>TOTAL</b> | Streets, Roads, Sidewalks, Storm Sewers           | 119,609.60         | Tax Title Liens                            | 20,420.35    |
| <b>CAPITAL IMPROVEMENTS</b>            | 1,061,423.64 | Sewer System                                      | 17,548.50          | Foreclosed Property                        | 96,400.00    |
| <b>DEBT SERVICE</b>                    | 86,000.00    | Water Service                                     | 29,954.89          | Emergencies & Other Deferred Charges       |              |
| Principal Payments                     | 51,000.00    | Other Utilities                                   |                    | State Aid Receivable                       | 24,831.00    |
| Interest Payments                      | 26,384.25    | Hospitals and Clinics                             |                    | Other Receivables                          | 579.31       |
| <b>DEFERRED CHARGES</b>                |              | Garbage and Trash Disposal Facilities             |                    | Total                                      | 2,195,461.14 |
| SCHOOL, COUNTY, SPECIAL DISTRICT TAXES | 3,229,242.10 | Health Equipment                                  |                    | <b>LIABILITIES</b>                         |              |
| RESERVE FOR UNCOLLECTED TAXES          | 158,133.57   | Library and Education Facilities                  |                    | Cash Liabilities                           | 1,480,938.19 |
|  |              | Conservation and Recreation                       |                    | Reserves for Receivables                   | 186,125.90   |
| <b>EXPENDITURES</b>                    | <b>TOTAL</b> | Other Expenditures                                |                    | Surplus Dec. 31, 1969                      | 528,397.05   |
|  | 4,612,183.56 |   |                    | Total                                      | 2,195,461.14 |

1404  
Population 1960 9,517  
Population 1969 10,450  
Moody Rating  
Land Area 2.30 Sq. Miles

# CHATHAM BORO.

Net Valuation Taxable 38,747,191  
State Equalized Value 92,918,923  
Net Valuation on Which County Taxes  
are apportioned: 88,885,293  
State Equalization Ratio .4170

# - MORRIS COUNTY

General Tax Rate Per \$100. 7.52  
State Equalized  
General Tax Rate: 3.13

PER CAPITA:  
Gross Debt 225.52  
Net Debt 103.22  
Debt Service 1.65  
Total Tax Levy 275.68  
Municipal Expenditures 117.07

PER CENT:  
Gross Debt 2.71  
Net Debt 1.24  
Tax Levy Collected 97.46  
Tax Levy Cancelled, Abated  
or Adjusted .07

| 1969 EXPENDITURES                      |                    | 1969 REVENUES                                     |                    | 1969 PROPERTY TAX                          |                   |
|--|--------------------|---|--------------------|--|-------------------|
| GENERAL GOVERNMENT                     |                    | 1969 — Property Taxes Collected 2,808,249.01      |                    | STATE EQUALIZED TAX RATE 2.16              |                   |
| Governing Body & Public Boards         |                    | 1969 Payments in Lieu of Taxes                    |                    | Local District School Taxes                | 2,003,239.00      |
| Municipal Clerk                        |                    | Delinquent Tax & Lien Collections                 | 86,910.87          | Regional & Consolidated School Tax         |                   |
| Financial Administration               | 7,950.00           | Business Personality Replacement Taxes            | 77,079.00          | School Taxes in Municipal Budget           |                   |
| Assessment of Taxes                    | 9,300.00           | Taxes from Public Utilities                       | 102,695.80         | County Taxes                               | .39 360,150.90    |
| Collection of Taxes                    | 16,200.00          | Other Miscellaneous Tax Revenues                  | 2,469.66           | County Library Taxes                       |                   |
| Planning, Housing & Development        | 2,700.00           | State Aid Revenues                                | 43,928.43          | Local Municipal Purpose Taxes              | .54 498,921.78    |
| Human Resources                        |                    | Federal Aid Revenues                              |                    | Veteran & Senior Citizen Taxes             | .05 50,960.00     |
| Elections                              |                    | Sale of Acquired Property                         | 2,000.00           | Total Taxes for Rate Computation           | 3.14 2,913,271.68 |
| General Administration (other)         | 53,275.00          | Other Miscellaneous Revenues                      | 104,414.10         | Special District Taxes                     |                   |
| JUDICIARY                              |                    | 1969 Revenues                                     | Total 3,227,746.87 | Bank Stock Taxes                           | 8,272.68          |
| Municipal Courts                       | 3,500.00           | Prior Years Surplus Appropriated                  | 395,000.00         | Added and Omitted Taxes                    | 10,244.64         |
| PUBLIC SAFETY                          |                    | REVENUES  | TOTAL 3,622,746.87 | Total Taxes Levied - ABSTRACT              | 2,880,829.00      |
| Fire Protection                        |                    | 1969 REAL PROPERTY VALUATIONS                     |                    | TOTAL TAXES BILLED                         | 2,881,346.08      |
| Police Protection                      | 260,054.92         | Code Class # of Parcels %VAL'N ASSESSED VALUATION |                    | 1969 TAXES COLLECTED                       | 2,808,249.01      |
| Civil Defense & Disaster Control       | 2,600.00           | 1 Vacant Land 139 1.80 691,500.00                 |                    | 1969 Taxes Cancelled, Abated or Adjusted   | 1,884.56          |
| Environmental Inspection & Control     | 500.00             | 2 Residential 2489 80.03 30,822,300.00            |                    | Transfer to Tax Title Liens or Foreclosed  | 6,081.65          |
| Other Public Safety                    |                    | 3 Farm 3 .09 36,400.00                            |                    | Balance Outstanding Dec. 31, 1969          | 65,130.86         |
| PUBLIC WORKS                           |                    | 4a Commercial 121 10.71 4,124,100.00              |                    | PRIOR YEARS TAXES OUTSTANDING              |                   |
| Streets and Drainage                   | 108,106.22         | 4b Industrial 24 1.28 494,400.00                  |                    | Balance January 1, 1969                    | 98,326.86         |
| Sewers and Sewage Processing           | 48,700.00          | 4c Apartments 11 6.09 2,344,500.00                |                    | Collected in 1969                          | 75,285.24         |
| Garbage and Trash Disposal             |                    | Total 2787 100.00 38,513,200.00                   |                    | Cancelled, Abated or Adjusted (1969)       | 50.00             |
| Public Buildings and Grounds           | 6,000.00           |   |                    | Transfers to Tax Title Liens or Foreclosed |                   |
| Other Public Works                     |                    |   |                    | Balance December 31, 1969                  | 22,991.62         |
| HEALTH and WELFARE                     |                    | CAPITAL DEBT AUTHORIZED, DECEMBER 31, 1969        |                    | TAX TITLE LIENS OUTSTANDING                |                   |
| Health Services Except Environmental   | 6,325.00           | ISSUED AND UNISSUED GROSS DEBT NET DEBT           |                    | Balance January 1, 1969                    | 22,480.69         |
| Welfare-Public Assistance              | 700.00             | School 1,173,000                                  |                    | Transfers From Taxes                       | 6,081.65          |
| Hospitals, Clinics, First Aid          |                    | Self-liquidating 105,000                          |                    | Redeemed in 1969                           | 11,625.63         |
| Animal, Insect, & Rodent Control       | 5,000.00           | Other 1,078,700                                   | 1,078,700          | Cancelled, Abated or Adjusted (1969)       |                   |
| Other Welfare Services                 |                    | Total 2,356,700                                   | 1,078,700          | Transfers to Foreclosed Property           |                   |
| RECREATION and CONSERVATION            |                    | ISSUED AND OUTSTANDING                            |                    | Balance December 31, 1969                  | 16,936.71         |
| Beaches and Boardwalks                 |                    | School 1,173,000.00                               |                    | PROPERTY ACQUIRED BY DEED OR               |                   |
| Parks, Playgrounds, Shade Trees        | 8,970.08           | Self-Liquidating 105,000.00                       |                    | FORECLOSURE                                |                   |
| Land Reclamation & Conservation        |                    | Other 1,061,000.00                                |                    | Balance January 1, 1969                    | 28,500.00         |
| Other Recreational Services            | 26,830.00          | Total 2,339,000.00                                |                    | Transfers From Taxes or Liens              |                   |
| EDUCATION (excluding schools)          |                    | EQUALIZED VALUATION BASIS                         |                    | Sale for Cash (1969)                       | 2,000.00          |
| Libraries                              | 90,600.00          | FOR NET DEBT COMPUTATION                          | 87,047,902.00      | Cancelled, Abated or Adjusted (1969)       |                   |
| Other Educational Services             |                    | 1969 CAPITAL OUTLAY                               | TOTAL 765,961.53   | Balance December 31, 1969                  | 26,500.00         |
| STATUTORY EXPENDITURES                 |                    | Beaches and Boardwalks                            |                    | CURRENT FINANCES DECEMBER 31, 1969         |                   |
| Pensions & F.I.C.A.                    | 47,493.78          | Parks and Playgrounds                             | 1,195.00           | ASSETS                                     |                   |
| Employee Fringe Benefits               | 11,500.00          | Public Buildings and Grounds                      | 1,700.00           | Cash Dec. 31, 1969                         | 672,965.72        |
| Other Statutory Expenditures           |                    | Vehicular Equipment                               | 750.60             | Taxes Receivable                           | 88,122.48         |
| MUNICIPAL FUNCTIONS                    | TOTAL 716,305.00   | Streets, Roads, Sidewalks, Storm Sewers           | 386,315.93         | Tax Title Liens                            | 16,936.71         |
| CAPITAL IMPROVEMENTS                   | 122,500.00         | Sewer System                                      |                    | Foreclosed Property                        | 26,500.00         |
| DEBT SERVICE                           |                    | Water Service                                     |                    | Emergencies & Other Deferred Charges       |                   |
| Principal Payments                     | 8,000.00           | Other Utilities                                   |                    | State Aid Receivable                       |                   |
| Interest Payments                      | 9,225.00           | Hospitals and Clinics                             |                    | Other Receivables                          | 2,439.50          |
| DEFERRED CHARGES                       | 8,300.00           | Garbage and Trash Disposal Facilities             | 16,000.00          | Total                                      | 806,964.41        |
| SCHOOL, COUNTY, SPECIAL DISTRICT TAXES | 2,363,389.90       | Health Equipment                                  |                    | LIABILITIES                                |                   |
| RESERVE FOR UNCOLLECTED TAXES          | 359,036.05         | Library and Education Facilities                  |                    | Cash Liabilities                           | 101,799.09        |
|  |                    | Conservation and Recreation                       |                    | Reserves for Receivables                   | 133,998.69        |
| EXPENDITURES                           | TOTAL 3,586,755.95 | Other Expenditures                                | 360,000.00         | Surplus Dec. 31, 1969                      | 571,166.63        |
|  |                    |   |                    | Total                                      | 806,964.41        |



1405  
Population 1960 5,931  
Population 1969 7,900  
Moody Rating BAA  
Land Area 9.00 Sq Miles

# CHATHAM TWP.

Net Valuation Taxable 34,960,372  
State Equalized Value 88,799,522  
Net Valuation on Which County Taxes are apportioned: 86,047,101  
State Equalization Ratio .3937

# - MORRIS COUNTY

General Tax Rate Per \$100. 7.80  
State Equalized General Tax Rate: 3.07

# PER CAPITA:

Gross Debt 1,033.45  
Net Debt 610.03  
Debt Service 19.23  
Total Tax Levy 344.82  
Municipal Expenditures 164.52

# PER CENT:

Gross Debt 9.89  
Net Debt 5.84  
Tax Levy Collected 95.94  
Tax Levy Cancelled, Abated or Adjusted .07

| 1969 EXPENDITURES                              |              | 1969 REVENUES                                  |  | 1969 PROPERTY TAX                                  |              |
|--|--------------|--|--|--|--------------|
| <b>GENERAL GOVERNMENT</b>                      |              | 1969 — Property Taxes Collected 2,615,214.23   |  | <b>STATE EQUALIZED TAX RATE</b>                    |              |
| Governing Body & Public Boards                 |              | 1969 Payments in Lieu of Taxes 40,409.51       |  | Local District School Taxes 1.94                   | 1,718,541.00 |
| Municipal Clerk                                |              | Delinquent Tax & Lien Collections 81,196.60    |  | Regional & Consolidated School Tax                 |              |
| Financial Administration 21,000.00             |              | Business Personalty Replacement Taxes 8,384.00 |  | School Taxes in Municipal Budget                   |              |
| Assessment of Taxes 19,350.00                  |              | Taxes from Public Utilities 131,634.70         |  | County Taxes .39                                   | 348,632.59   |
| Collection of Taxes 11,847.79                  |              | Other Miscellaneous Tax Revenues               |  | County Library Taxes .03                           | 26,014.56    |
| Planning, Housing & Development 8,790.00       |              | State Aid Revenues 37,649.48                   |  | Local Municipal Purpose Taxes .66                  | 589,195.75   |
| Human Resources                                |              | Federal Aid Revenues                           |  | Veteran & Senior Citizen Taxes .05                 | 42,850.00    |
| Elections 1,700.00                             |              | Sale of Acquired Property                      |  | Total Taxes for Rate Computation 3.07              | 2,725,233.90 |
| General Administration (other) 122,295.00      |              | Other Miscellaneous Revenues 328,546.50        |  | Special District Taxes                             |              |
| <b>JUDICIARY</b>                               |              | 1969 Revenues Total 3,243,035.02               |  | Bank Stock Taxes 1,098.20                          |              |
| Municipal Courts 4,600.00                      |              | Prior Years Surplus Appropriated 273,000.00    |  | Added and Omitted Taxes 40,622.56                  |              |
| <b>PUBLIC SAFETY</b>                           |              | REVENUES TOTAL 3,516,035.02                    |  | Total Taxes Levied - ABSTRACT 2,724,104.66         |              |
| Fire Protection 31,500.00                      |              |  |  | <b>TOTAL TAXES BILLED</b>                          | 2,725,875.18 |
| Police Protection 202,221.00                   |              |  |  | 1969 TAXES COLLECTED                               | 2,615,214.23 |
| Civil Defense & Disaster Control 2,225.00      |              |  |  | 1969 Taxes Cancelled, Abated or Adjusted 1,891.50  |              |
| Environmental Inspection & Control 9,070.00    |              |  |  | Transfer to Tax Title Liens or Foreclosed 1,645.80 |              |
| Other Public Safety                            |              |  |  | Balance Outstanding Dec. 31, 1969 107,123.65       |              |
| <b>PUBLIC WORKS</b>                            |              |  |  | <b>PRIOR YEARS TAXES OUTSTANDING</b>               |              |
| Streets and Drainage 157,135.00                |              |  |  | Balance January 1, 1969 122,869.06                 |              |
| Sewers and Sewage Processing 80,500.00         |              |  |  | Collected in 1969 78,372.06                        |              |
| Garbage and Trash Disposal                     |              |  |  | Cancelled, Abated or Adjusted (1969)               |              |
| Public Buildings and Grounds 13,892.00         |              |  |  | Transfers to Tax Title Liens or Foreclosed 177.58  |              |
| Other Public Works                             |              |  |  | Balance December 31, 1969 44,319.42                |              |
| <b>HEALTH and WELFARE</b>                      |              |  |  | <b>TAX TITLE LIENS OUTSTANDING</b>                 |              |
| Health Services Except Environmental 10,105.00 |              |  |  | Balance January 1, 1969 7,366.32                   |              |
| Welfare-Public Assistance 375.00               |              |  |  | Transfers From Taxes 1,903.21                      |              |
| Hospitals, Clinics, First Aid 600.00           |              |  |  | Redeemed in 1969 2,824.54                          |              |
| Animal, Insect, & Rodent Control 1,500.00      |              |  |  | Cancelled, Abated or Adjusted (1969)               |              |
| Other Welfare Services                         |              |  |  | Transfers to Foreclosed Property                   |              |
| <b>RECREATION and CONSERVATION</b>             |              |  |  | Balance December 31, 1969 6,444.99                 |              |
| Beaches and Boardwalks                         |              |  |  | <b>PROPERTY ACQUIRED BY DEED OR FORECLOSURE</b>    |              |
| Parks, Playgrounds, Shade Trees 4,900.00       |              |  |  | Balance January 1, 1969 56,750.00                  |              |
| Land Reclamation & Conservation                |              |  |  | Transfers From Taxes or Liens                      |              |
| Other Recreational Services                    |              |  |  | Sale for Cash (1969)                               |              |
| <b>EDUCATION (excluding schools)</b>           |              |  |  | Cancelled, Abated or Adjusted (1969)               |              |
| Libraries 15,000.00                            |              |  |  | Balance December 31, 1969 56,750.00                |              |
| Other Educational Services                     |              |  |  | <b>CURRENT FINANCES DECEMBER 31, 1969</b>          |              |
| <b>STATUTORY EXPENDITURES</b>                  |              |  |  | <b>ASSETS</b>                                      |              |
| Pensions & F.I.C.A. 43,013.85                  |              |  |  | Cash Dec. 31, 1969 690,616.71                      |              |
| Employee Fringe Benefits 10,000.00             |              |  |  | Taxes Receivable 151,443.07                        |              |
| Other Statutory Expenditures                   |              |  |  | Tax Title Liens 6,444.99                           |              |
| <b>MUNICIPAL FUNCTIONS</b>                     |              |  |  | Foreclosed Property 56,750.00                      |              |
| <b>CAPITAL IMPROVEMENTS</b>                    |              |  |  | Emergencies & Other Deferred Charges               |              |
| <b>DEBT SERVICE</b>                            |              |  |  | State Aid Receivable 44,607.56                     |              |
| Principal Payments 65,000.00                   |              |  |  | Other Receivables 18,321.70                        |              |
| Interest Payments 86,937.60                    |              |  |  | Total 968,184.03                                   |              |
| <b>DEFERRED CHARGES</b>                        |              |  |  | <b>LIABILITIES</b>                                 |              |
| 100,000.00                                     |              |  |  | Cash Liabilities 254,957.38                        |              |
| <b>SCHOOL, COUNTY, SPECIAL DISTRICT TAXES</b>  |              |  |  | Reserves for Receivables 232,959.76                |              |
| 229,920.19                                     |              |  |  | Surplus Dec. 31, 1969 480,266.89                   |              |
| <b>RESERVE FOR UNCOLLECTED TAXES</b>           |              |  |  | Total 968,184.03                                   |              |
| <b>EXPENDITURES</b>                            |              |  |  |  |              |
| <b>TOTAL</b>                                   | 3,392,865.58 |  |  |  |              |

0409  
 Population 1960 31,522  
 Population 1969 62,120  
 S & P Rating A  
 Moody Rating BAA  
 Land Area 24.51 Sq. Miles

CHERRY HILL TWP - CAMDEN COUNTY  
 Net Valuation Taxable 272,434,230  
 State Equalized Value 479,047,353 General Tax Rate Per \$100. 6.44  
 Net Valuation on Which County Taxes are apportioned: 458,690,069 State Equalized  
 State Equalization Ratio .5687 General Tax Rate: 3.66

PER CAPITA:  
 Gross Debt 576.45  
 Net Debt 180.25  
 Debt Service 5.10  
 Total Tax Levy 296.77  
 Municipal Expenditures 91.72

PER CENT:  
 Gross Debt 8.34  
 Net Debt 2.61  
 Tax Levy Collected 90.26  
 Tax Levy Cancelled, Abated or Adjusted 3.68

| 1969 EXPENDITURES                      |                     | 1969 REVENUES                                     |                     | 1969 PROPERTY TAX                          |                    |
|--|---------------------|---|---------------------|--|--------------------|
| GENERAL GOVERNMENT                     |                     |   |                     | STATE EQUALIZED TAX RATE                   |                    |
| Governing Body & Public Boards         | 15,500.00           | 1969 — Property Taxes Collected                   | 16,468,043.00       | Local District School Taxes                | 2.40 11,488,090.50 |
| Municipal Clerk                        | 62,101.00           | 1969 Payments in Lieu of Taxes                    |                     | Regional & Consolidated School Tax         |                    |
| Financial Administration               | 183,451.00          | Delinquent Tax & Lien Collections                 | 480,876.02          | School Taxes in Municipal Budget           |                    |
| Assessment of Taxes                    | 128,482.00          | Business Personality Replacement Taxes            | 474,396.00          | County Taxes                               | .90 4,291,845.45   |
| Collection of Taxes                    | 60,621.00           | Taxes from Public Utilities                       | 933,893.40          | County Library Taxes                       |                    |
| Planning, Housing & Development        | 39,539.00           | Other Miscellaneous Tax Revenues                  | 6,167.28            | Local Municipal Purpose Taxes              | .31 1,480,070.36   |
| Human Resources                        |                     | State Aid Revenues                                | 129,747.06          | Veteran & Senior Citizen Taxes             | .06 307,550.00     |
| Elections                              |                     | Federal Aid Revenues                              |                     | Total Taxes for Rate Computation           | 3.67 17,567,556.31 |
| General Administration (other)         | 285,982.62          | Sale of Acquired Property                         |                     | Special District Taxes                     | 478,853.76         |
| JUDICIARY                              |                     | Other Miscellaneous Revenues                      | 726,983.71          | Bank Stock Taxes                           | 12,929.64          |
| Municipal Courts                       | 46,558.00           | 1969 Revenues                                     | Total 19,220,106.47 | Added and Omitted Taxes                    | 683,292.48         |
| PUBLIC SAFETY                          |                     | Prior Years Surplus Appropriated                  | 1,520,000.00        | Total Taxes Levied - ABSTRACT              | 18,435,082.19      |
| Fire Protection                        | 11,485.00           | REVENUES  | TOTAL 20,740,106.47 | TOTAL TAXES BILLED                         | 18,244,869.62      |
| Police Protection                      | 896,513.00          |   |                     | 1969 TAXES COLLECTED                       | 16,468,043.00      |
| Civil Defense & Disaster Control       | 12,950.00           | 1969 REAL PROPERTY VALUATIONS                     |                     | 1969 Taxes Cancelled, Abated or Adjusted   | 671,566.19         |
| Environmental Inspection & Control     | 63,653.00           | Code Class # of Parcels %VAL'N ASSESSED VALUATION |                     | Transfer to Tax Title Liens or Foreclosed  |                    |
| Other Public Safety                    |                     | 1 Vacant Land 2261 5.74 15,497,955.00             |                     | Balance Outstanding Dec. 31, 1969          | 1,105,260.43       |
| PUBLIC WORKS                           |                     | 2 Residential 14060 63.91 172,581,234.00          |                     | PRIOR YEARS TAXES OUTSTANDING              |                    |
| Streets and Drainage                   | 896,982.00          | 3 Farm 47 .44 1,202,400.00                        |                     | Balance January 1, 1969                    | 660,325.60         |
| Sewers and Sewage Processing           |                     | 4a Commercial 449 18.69 50,453,205.00             |                     | Collected in 1969                          | 475,250.07         |
| Garbage and Trash Disposal             |                     | 4b Industrial 62 4.49 12,122,307.00               |                     | Cancelled, Abated or Adjusted (1969)       | 92,897.53          |
| Public Buildings and Grounds           | 104,504.00          | 4c Apartments 14 6.73 18,160,992.00               |                     | Transfers to Tax Title Liens or Foreclosed | 12,879.85          |
| Other Public Works                     |                     | Total 16893 100.00 270,018,093.00                 |                     | Balance December 31, 1969                  | 79,298.15          |
| HEALTH and WELFARE                     |                     | CAPITAL DEBT AUTHORIZED, DECEMBER 31, 1969        |                     | TAX TITLE LIENS OUTSTANDING                |                    |
| Health Services Except Environmental   | 93,158.00           | ISSUED AND UNISSUED GROSS DEBT NET DEBT           |                     | Balance January 1, 1969                    | 28,025.28          |
| Welfare-Public Assistance              | 4,050.00            | School 27,244,000 6,835,866                       |                     | Transfers From Taxes                       | 12,879.85          |
| Hospitals, Clinics, First Aid          |                     | Self-Liquidating 4,675,000 471,327                |                     | Redeemed in 1969                           | 5,625.95           |
| Animal, Insect, & Rodent Control       |                     | Other 3,889,889 3,889,889                         |                     | Cancelled, Abated or Adjusted (1969)       |                    |
| Other Welfare Services                 |                     | Total 35,808,889 11,197,083                       |                     | Transfers to Foreclosed Property           |                    |
| RECREATION and CONSERVATION            |                     | ISSUED AND OUTSTANDING                            |                     | Balance December 31, 1969                  | 35,279.18          |
| Beaches and Boardwalks                 |                     | School 27,244,000.00                              |                     | PROPERTY ACQUIRED BY DEED OR               |                    |
| Parks, Playgrounds, Shade Trees        | 88,094.00           | Self-Liquidating 4,652,000.00                     |                     | FORECLOSURE                                |                    |
| Land Reclamation & Conservation        |                     | Other 33,697,225.00                               |                     | Balance January 1, 1969                    | 17,442.00          |
| Other Recreational Services            |                     | Total 33,697,225.00                               |                     | Transfers From Taxes or Liens              |                    |
| EDUCATION (excluding schools)          |                     | EQUALIZED VALUATION BASIS                         |                     | Sale for Cash (1969)                       |                    |
| Libraries                              | 253,500.00          | FOR NET DEBT COMPUTATION                          | 429,278,338.33      | Cancelled, Abated or Adjusted (1969)       |                    |
| Other Educational Services             | 77,000.00           | 1969 CAPITAL OUTLAY                               | TOTAL 1,006,503.48  | Balance December 31, 1969                  | 17,442.00          |
| STATUTORY EXPENDITURES                 |                     | Beaches and Boardwalks                            |                     | CURRENT FINANCES DECEMBER 31, 1969         |                    |
| Pensions & F.I.C.A.                    | 216,766.23          | Parks and Playgrounds                             | 76,936.00           | ASSETS                                     |                    |
| Employee Fringe Benefits               | 86,000.00           | Public Buildings and Grounds                      |                     | Cash Dec. 31, 1969                         | 1,234,683.59       |
| Other Statutory Expenditures           |                     | Vehicular Equipment                               | 900.00              | Taxes Receivable                           | 1,184,558.58       |
| MUNICIPAL FUNCTIONS                    | TOTAL 3,626,889.85  | Streets, Roads, Sidewalks, Storm Sewers           | 348,812.74          | Tax Title Liens                            | 35,279.18          |
| CAPITAL IMPROVEMENTS                   | 536,567.00          | Sewer System                                      | 228,164.02          | Foreclosed Property                        | 17,442.00          |
| DEBT SERVICE                           |                     | Water Service                                     |                     | Emergencies & Other Deferred Charges       | 250,947.56         |
| Principal Payments                     | 180,000.00          | Other Utilities                                   |                     | State Aid Receivable                       | 259,138.00         |
| Interest Payments                      | 136,832.00          | Hospitals and Clinics                             |                     | Other Receivables                          | 49,954.80          |
| DEFERRED CHARGES                       | 81,184.96           | Garbage and Trash Disposal Facilities             | 1,512.00            | Total                                      | 3,032,003.71       |
| SCHOOL, COUNTY, SPECIAL DISTRICT TAXES | 16,258,789.71       | Health Equipment                                  |                     | LIABILITIES                                |                    |
| RESERVE FOR UNCOLLECTED TAXES          | 1,136,451.04        | Library and Education Facilities                  |                     | Cash Liabilities                           | 728,495.79         |
|  |                     | Conservation and Recreation                       | 35,500.00           | Reserves for Receivables                   | 1,287,234.56       |
| EXPENDITURES                           | TOTAL 21,956,714.56 | Other Expenditures                                | 314,678.72          | Surplus Dec. 31, 1969                      | 1,016,273.36       |
|  |                     |   |                     | Total                                      | 3,032,003.71       |

0410  
Population 1960 384  
Population 1969 790  
  
Moody Rating  
Land Area 1.89 Sq. Miles

# CHESILHURST BORO

Net Valuation Taxable 1,302,620  
State Equalized Value 2,818,303  
Net Valuation on Which County Taxes  
are apportioned: 2,941,674  
State Equalization Ratio .4622

# - CAMDEN COUNTY

General Tax Rate Per \$100. 13.18  
  
State Equalized  
General Tax Rate: 6.09

PER CAPITA:  
Gross Debt 186.24  
Net Debt 19.65  
Debt Service  
Total Tax Levy 216.04  
Municipal Expenditures 124.68

PER CENT:  
Gross Debt 5.12  
Net Debt .54  
Tax Levy Collected 75.46  
Tax Levy Cancelled, Abated  
or Adjusted

| 1969 EXPENDITURES                      |                         | 1969 REVENUES                         |                         | 1969 PROPERTY TAX                          |                 |
|--|-------------------------|---------------------------------------|-------------------------|--|-----------------|
| <b>GENERAL GOVERNMENT</b>              |                         | 1969 — Property Taxes Collected       |                         | <b>STATE EQUALIZED TAX RATE</b>            |                 |
| Governing Body & Public Boards         |                         |                                       | 128,346.32              | Local District School Taxes                | 2.08 58,558.00  |
| Municipal Clerk                        |                         | 1969 Payments in Lieu of Taxes        |                         | Regional & Consolidated School Tax         | 2.18 61,459.11  |
| Financial Administration               | 5,293.35                | Delinquent Tax & Lien Collections     | 30,028.87               | School Taxes in Municipal Budget           |                 |
| Assessment of Taxes                    | 9,050.00                | Business Personalty Replacement Taxes | 3,739.00                | County Taxes                               | .98 27,620.53   |
| Collection of Taxes                    | 1,600.00                | Taxes from Public Utilities           | 14,659.52               | County Library Taxes                       | .02 608.31      |
| Planning, Housing & Development        | 1,400.00                | Other Miscellaneous Tax Revenues      |                         | Local Municipal Purpose Taxes              | .74 20,723.19   |
| Human Resources                        |                         | State Aid Revenues                    | 10,428.71               | Veteran & Senior Citizen Taxes             | .10 2,770.00    |
| Elections                              | 475.00                  | Federal Aid Revenues                  |                         | Total Taxes for Rate Computation           | 6.10 171,739.14 |
| General Administration (other)         | 5,050.00                | Sale of Acquired Property             |                         | Special District Taxes                     |                 |
| <b>JUDICIARY</b>                       |                         | Other Miscellaneous Revenues          | 11,915.47               | Bank Stock Taxes                           |                 |
| Municipal Courts                       | 1,075.00                | 1969 Revenues                         | 199,117.89              | Added and Omitted Taxes                    | 1,702.34        |
| <b>PUBLIC SAFETY</b>                   |                         | Prior Years Surplus Appropriated      | 15,000.00               | Total Taxes Levied - ABSTRACT              | 170,671.48      |
| Fire Protection                        | 850.00                  | <b>REVENUES</b>                       | <b>TOTAL</b> 214,117.89 | <b>TOTAL TAXES BILLED</b>                  | 170,075.36      |
| Police Protection                      | 2,900.00                |                                       |                         | 1969 TAXES COLLECTED                       | 128,346.32      |
| Civil Defense & Disaster Control       | 250.00                  |                                       |                         | 1969 Taxes Cancelled, Abated or Adjusted   |                 |
| Environmental Inspection & Control     | 295.00                  |                                       |                         | Transfer to Tax Title Liens or Foreclosed  |                 |
| Other Public Safety                    |                         |                                       |                         | Balance Outstanding Dec. 31, 1969          | 41,729.04       |
| <b>PUBLIC WORKS</b>                    |                         |                                       |                         | <b>PRIOR YEARS TAXES OUTSTANDING</b>       |                 |
| Streets and Drainage                   | 8,550.00                |                                       |                         | Balance January 1, 1969                    | 31,385.75       |
| Sewers and Sewage Processing           |                         |                                       |                         | Collected in 1969                          | 24,149.93       |
| Garbage and Trash Disposal             | 1,950.00                |                                       |                         | Cancelled, Abated or Adjusted (1969)       |                 |
| Public Buildings and Grounds           | 2,430.00                |                                       |                         | Transfers to Tax Title Liens or Foreclosed |                 |
| Other Public Works                     |                         |                                       |                         | Balance December 31, 1969                  | 7,235.82        |
| <b>HEALTH and WELFARE</b>              |                         |                                       |                         | <b>TAX TITLE LIENS OUTSTANDING</b>         |                 |
| Health Services Except Environmental   | 200.00                  |                                       |                         | Balance January 1, 1969                    | 25,292.51       |
| Welfare-Public Assistance              | 1,200.00                |                                       |                         | Transfers From Taxes                       |                 |
| Hospitals, Clinics, First Aid          |                         |                                       |                         | Redeemed in 1969                           | 5,878.94        |
| Animal, Insect, & Rodent Control       |                         |                                       |                         | Cancelled, Abated or Adjusted (1969)       |                 |
| Other Welfare Services                 |                         |                                       |                         | Transfers to Foreclosed Property           |                 |
| <b>RECREATION and CONSERVATION</b>     |                         |                                       |                         | Balance December 31, 1969                  | 19,413.57       |
| Beaches and Boardwalks                 |                         |                                       |                         | <b>PROPERTY ACQUIRED BY DEED OR</b>        |                 |
| Parks, Playgrounds, Shade Trees        | 656.65                  |                                       |                         | <b>FORECLOSURE</b>                         |                 |
| Land Reclamation & Conservation        |                         |                                       |                         | Balance January 1, 1969                    | 29,034.45       |
| Other Recreational Services            |                         |                                       |                         | Transfers From Taxes or Liens              |                 |
| <b>EDUCATION (excluding schools)</b>   |                         |                                       |                         | Sale for Cash (1969)                       |                 |
| Libraries                              |                         |                                       |                         | Cancelled, Abated or Adjusted (1969)       |                 |
| Other Educational Services             |                         |                                       |                         | Balance December 31, 1969                  | 29,034.45       |
| <b>STATUTORY EXPENDITURES</b>          |                         |                                       |                         | <b>CURRENT FINANCES DECEMBER 31, 1969</b>  |                 |
| Pensions & F.I.C.A.                    | 300.00                  |                                       |                         | <b>ASSETS</b>                              |                 |
| Employee Fringe Benefits               |                         |                                       |                         | Cash Dec. 31, 1969                         | 31,196.65       |
| Other Statutory Expenditures           |                         |                                       |                         | Taxes Receivable                           | 48,964.86       |
| <b>MUNICIPAL FUNCTIONS</b>             |                         |                                       |                         | Tax Title Liens                            | 19,413.57       |
| <b>CAPITAL IMPROVEMENTS</b>            |                         |                                       |                         | Foreclosed Property                        | 29,034.45       |
| <b>DEBT SERVICE</b>                    |                         |                                       |                         | Emergencies & Other Deferred Charges       | 8,000.00        |
| Principal Payments                     |                         |                                       |                         | State Aid Receivable                       | 8,078.29        |
| Interest Payments                      |                         |                                       |                         | Other Receivables                          | 3,506.14        |
| <b>DEFERRED CHARGES</b>                |                         |                                       |                         | Total                                      | 148,193.96      |
| SCHOOL, COUNTY, SPECIAL DISTRICT TAXES | 7,900.00                |                                       |                         | <b>LIABILITIES</b>                         |                 |
| RESERVE FOR UNCOLLECTED TAXES          | 148,245.95              |                                       |                         | Cash Liabilities                           | 31,000.87       |
|  | 37,473.00               |                                       |                         | Reserves for Receivables                   | 100,919.02      |
| <b>EXPENDITURES</b>                    | <b>TOTAL</b> 246,743.95 |                                       |                         | Surplus Dec. 31, 1969                      | 16,274.07       |
|  |                         |                                       |                         | Total                                      | 148,193.96      |

1406  
Population 1960 1,074  
Population 1969 1,400  
Moody Rating  
Land Area 1.62 Sq Miles

# CHESTER BORO.

Net Valuation Taxable 3,706,395  
State Equalized Value 10,182,403  
Net Valuation on Which County Taxes  
are apportioned: 9,915,203  
State Equalization Ratio .3640

# - MORRIS COUNTY

General Tax Rate Per \$100. 9.23  
State Equalized  
General Tax Rate: 3.35

# PER CAPITA:

Gross Debt 570.17  
Net Debt 232.92  
Debt Service 3.40  
Total Tax Levy 243.63  
Municipal Expenditures 95.67

# PER CENT:

Gross Debt 8.55  
Net Debt 3.49  
Tax Levy Collected 96.67  
Tax Levy Cancelled, Abated  
or Adjusted .46

| 1969 EXPENDITURES                      |            | 1969 REVENUES                                     |  | 1969 PROPERTY TAX                          |                 |
|--|------------|---|--|--|-----------------|
| GENERAL GOVERNMENT                     |            | 1969 — Property Taxes Collected                   |  | STATE EQUALIZED TAX RATE                   |                 |
| Governing Body & Public Boards         |            | 329,905.72  |  | Local District School Taxes                | 1.62 165,104.74 |
| Municipal Clerk                        |            | 11,090.78   |  | Regional & Consolidated School Tax         | .82 83,421.23   |
| Financial Administration               | 1,100.00   | 13,476.00   |  | School Taxes in Municipal Budget           |                 |
| Assessment of Taxes                    | 2,450.00   | 17,410.01   |  | County Taxes                               | .39 40,184.97   |
| Collection of Taxes                    | 2,900.00   | 5,795.92  |  | County Library Taxes                       | .03 2,998.59    |
| Planning, Housing & Development        | 2,850.00   | 20,127.28   |  | Local Municipal Purpose Taxes              | .44 44,787.14   |
| Human Resources                        |            | 397,805.71  |  | Veteran & Senior Citizen Taxes             | .05 5,390.00    |
| Elections                              |            | 38,000.00   |  | Total Taxes for Rate Computation           | 3.35 341,886.67 |
| General Administration (other)         | 9,400.00   | 435,805.71  |  | Special District Taxes                     |                 |
| JUDICIARY                              |            | Total   |  | Bank Stock Taxes                           | 1,660.60        |
| Municipal Courts                       | 2,800.00   | 1969 REAL PROPERTY VALUATIONS                     |  | Added and Omitted Taxes                    | 2,926.65        |
| PUBLIC SAFETY                          |            | Code Class # of Parcels %VAL'N ASSESSED VALUATION |  | Total Taxes Levied - ABSTRACT              | 341,083.92      |
| Fire Protection                        | 3,500.00   | 1 Vacant Land 44 1.69 60,200.00                   |  | TOTAL TAXES BILLED                         | 341,282.01      |
| Police Protection                      | 25,950.00  | 2 Residential 293 63.89 2,272,240.00              |  | 1969 TAXES COLLECTED                       | 329,905.72      |
| Civil Defense & Disaster Control       | 450.00     | 3 Farm 6 1.72 61,255.00                           |  | 1969 Taxes Cancelled, Abated or Adjusted   | 1,554.51        |
| Environmental Inspection & Control     | 900.00     | 4a Commercial 70 32.03 1,139,335.00               |  | Transfer to Tax Title Liens or Foreclosed  | 32.31           |
| Other Public Safety                    |            | 4b Industrial 23,700.00                           |  | Balance Outstanding Dec. 31, 1969          | 9,789.47        |
| PUBLIC WORKS                           |            | 4c Apartments 2 .67 3,556,730.00                  |  | PRIOR YEARS TAXES OUTSTANDING              |                 |
| Streets and Drainage                   | 9,685.00   | Total 415 100.00                                  |  | Balance January 1, 1969                    | 12,096.05       |
| Sewers and Sewage Processing           |            | CAPITAL DEBT AUTHORIZED, DECEMBER 31, 1969        |  | Collected in 1969                          | 11,090.78       |
| Garbage and Trash Disposal             | 960.00     | ISSUED AND UNISSUED                               |  | Cancelled, Abated or Adjusted (1969)       | 382.51          |
| Public Buildings and Grounds           | 4,500.00   | SCHOOL GROSS DEBT NET DEBT                        |  | Transfers to Tax Title Liens or Foreclosed |                 |
| Other Public Works                     | 7,700.00   | School 765,237 293,085                            |  | Balance December 31, 1969                  | 622.76          |
| HEALTH and WELFARE                     |            | Self-Liquidating 33,000 33,000                    |  | TAX TITLE LIENS OUTSTANDING                |                 |
| Health Services Except Environmental   | 3,000.00   | Other 798,237 326,085                             |  | Balance January 1, 1969                    | 325.03          |
| Welfare-Public Assistance              | 500.00     | ISSUED AND OUTSTANDING                            |  | Transfers From Taxes                       | 32.31           |
| Hospitals, Clinics, First Aid          | 200.00     | School 418,127.36                                 |  | Redeemed in 1969                           |                 |
| Animal, Insect, & Rodent Control       |            | Self-Liquidating 33,000.00                        |  | Cancelled, Abated or Adjusted (1969)       |                 |
| Other Welfare Services                 |            | Other 451,127.36                                  |  | Transfers to Foreclosed Property           |                 |
| RECREATION and CONSERVATION            |            | Total 451,127.36                                  |  | Balance December 31, 1969                  | 357.34          |
| Beaches and Boardwalks                 |            | EQUALIZED VALUATION BASIS                         |  | PROPERTY ACQUIRED BY DEED OR               |                 |
| Parks, Playgrounds, Shade Trees        | 1,000.00   | FOR NET DEBT COMPUTATION                          |  | FORECLOSURE                                |                 |
| Land Reclamation & Conservation        | 2,132.50   | 1969 CAPITAL OUTLAY                               |  | Balance January 1, 1969                    |                 |
| Other Recreational Services            |            | Beaches and Boardwalks                            |  | Transfers From Taxes or Liens              |                 |
| EDUCATION (excluding schools)          |            | Parks and Playgrounds                             |  | Sale for Cash (1969)                       |                 |
| Libraries                              | 3,960.00   | Public Buildings and Grounds                      |  | Cancelled, Abated or Adjusted (1969)       |                 |
| Other Educational Services             |            | Vehicular Equipment                               |  | Balance December 31, 1969                  |                 |
| STATUTORY EXPENDITURES                 |            | Streets, Roads, Sidewalks, Storm Sewers           |  | CURRENT FINANCES DECEMBER 31, 1969         |                 |
| Pensions & F.I.C.A.                    | 4,588.00   | Sewer System                                      |  | ASSETS                                     |                 |
| Employee Fringe Benefits               | 1,300.00   | Water Service                                     |  | Cash Dec. 31, 1969                         | 100,258.61      |
| Other Statutory Expenditures           |            | Other Utilities                                   |  | Taxes Receivable                           | 10,412.23       |
| MUNICIPAL FUNCTIONS                    |            | Hospitals and Clinics                             |  | Tax Title Liens                            | 357.34          |
| CAPITAL IMPROVEMENTS                   |            | Garbage and Trash Disposal Facilities             |  | Foreclosed Property                        |                 |
| DEBT SERVICE                           |            | Health Equipment                                  |  | Emergencies & Other Deferred Charges       |                 |
| Principal Payments                     | 3,000.00   | Library and Education Facilities                  |  | State Aid Receivable                       | 3,096.00        |
| Interest Payments                      | 1,755.00   | Conservation and Recreation                       |  | Other Receivables                          | 7,822.80        |
| DEFERRED CHARGES                       | 227.77     | Other Expenditures                                |  | Total                                      | 121,946.98      |
| SCHOOL, COUNTY, SPECIAL DISTRICT TAXES | 291,709.53 |   |  | LIABILITIES                                |                 |
| RESERVE FOR UNCOLLECTED TAXES          | 27,131.39  |   |  | Cash Liabilities                           | 19,526.78       |
| EXPENDITURES                           |            |   |  | Reserves for Receivables                   | 18,592.37       |
| TOTAL                                  | 425,649.19 |   |  | Surplus Dec. 31, 1969                      | 83,827.83       |
|  |            |   |  | Total                                      | 121,946.98      |

1407  
Population 1960 2,107  
Population 1969 3,700  
  
Moody Rating  
Land Area 28.68 Sq Miles

CHESTER TWP. - MORRIS COUNTY  
Net Valuation Taxable 13,258,199  
State Equalized Value 39,850,312  
Net Valuation on Which County Taxes are apportioned: 37,390,851  
State Equalization Ratio .3327  
General Tax Rate Per \$100. 9.42  
State Equalized General Tax Rate: 3.13

PER CAPITA:  
Gross Debt 764.39  
Net Debt 292.76  
Debt Service  
Total Tax Levy 341.13  
Municipal Expenditures 124.76

PER CENT:  
Gross Debt 8.20  
Net Debt 3.14  
Tax Levy Collected 96.78  
Tax Levy Cancelled, Abated or Adjusted .04

| 1969 EXPENDITURES                             |                     | 1969 REVENUES                         |                           | 1969 PROPERTY TAX                          |                   |
|---|---------------------|---------------------------------------|---------------------------|--|-------------------|
| <b>GENERAL GOVERNMENT</b>                     |                     | 1969 — Property Taxes Collected       |                           | <b>STATE EQUALIZED TAX RATE</b>            |                   |
| Governing Body & Public Boards                |                     | 1969 Payments in Lieu of Taxes        | 1,221,742.23              | Local District School Taxes                | 1.56 623,301.50   |
| Municipal Clerk                               |                     | Delinquent Tax & Lien Collections     | 27,600.01                 | Regional & Consolidated School Tax         | .79 314,898.41    |
| Financial Administration                      | 14,440.00           | Business Personalty Replacement Taxes | 18,965.00                 | School Taxes in Municipal Budget           |                   |
| Assessment of Taxes                           | 6,705.00            | Taxes from Public Utilities           | 94,853.20                 | County Taxes                               | .38 151,715.60    |
| Collection of Taxes                           | 5,700.00            | Other Miscellaneous Tax Revenues      |                           | County Library Taxes                       | .03 11,321.35     |
| Planning, Housing & Development               | 3,795.00            | State Aid Revenues                    | 23,533.67                 | Local Municipal Purpose Taxes              | .33 130,766.59    |
| Human Resources                               |                     | Federal Aid Revenues                  |                           | Veteran & Senior Citizen Taxes             | .04 16,730.00     |
| Elections                                     |                     | Sale of Acquired Property             |                           | Total Taxes for Rate Computation           | 3.13 1,248,733.45 |
| General Administration (other)                | 33,525.00           | Other Miscellaneous Revenues          | 34,458.80                 | Special District Taxes                     |                   |
| <b>JUDICIARY</b>                              |                     | 1969 Revenues                         | Total 1,421,152.91        | Bank Stock Taxes                           |                   |
| Municipal Courts                              | 4,550.00            | Prior Years Surplus Appropriated      | 154,000.00                | Added and Omitted Taxes                    | 30,186.12         |
| <b>PUBLIC SAFETY</b>                          |                     | <b>REVENUES</b>                       | <b>TOTAL</b> 1,575,152.91 | Total Taxes Levied - ABSTRACT              | 1,262,189.57      |
| Fire Protection                               | 6,370.00            |                                       |                           | <b>TOTAL TAXES BILLED</b>                  | 1,262,381.40      |
| Police Protection                             | 50,140.00           |                                       |                           | 1969 TAXES COLLECTED                       | 1,221,742.23      |
| Civil Defense & Disaster Control              | 850.00              |                                       |                           | 1969 Taxes Cancelled, Abated or Adjusted   | 500.00            |
| Environmental Inspection & Control            | 4,590.00            |                                       |                           | Transfer to Tax Title Liens or Foreclosed  | 2,710.06          |
| Other Public Safety                           |                     |                                       |                           | Balance Outstanding Dec. 31, 1969          | 37,429.11         |
| <b>PUBLIC WORKS</b>                           |                     |                                       |                           | <b>PRIOR YEARS TAXES OUTSTANDING</b>       |                   |
| Streets and Drainage                          | 106,500.00          |                                       |                           | Balance January 1, 1969                    | 38,682.30         |
| Sewers and Sewage Processing                  |                     |                                       |                           | Collected in 1969                          | 25,720.68         |
| Garbage and Trash Disposal                    |                     |                                       |                           | Cancelled, Abated or Adjusted (1969)       |                   |
| Public Buildings and Grounds                  | 6,700.00            |                                       |                           | Transfers to Tax Title Liens or Foreclosed | 243.67            |
| Other Public Works                            | 1,505.00            |                                       |                           | Balance December 31, 1969                  | 12,717.95         |
| <b>HEALTH and WELFARE</b>                     |                     |                                       |                           | <b>TAX TITLE LIENS OUTSTANDING</b>         |                   |
| Health Services Except Environmental          | 8,170.00            |                                       |                           | Balance January 1, 1969                    | 13,382.75         |
| Welfare-Public Assistance                     | 1,125.00            |                                       |                           | Transfers From Taxes                       | 3,001.31          |
| Hospitals, Clinics, First Aid                 | 300.00              |                                       |                           | Redeemed in 1969                           | 1,879.33          |
| Animal, Insect, & Rodent Control              | 500.00              |                                       |                           | Cancelled, Abated or Adjusted (1969)       |                   |
| Other Welfare Services                        |                     |                                       |                           | Transfers to Foreclosed Property           |                   |
| <b>RECREATION and CONSERVATION</b>            |                     |                                       |                           | Balance December 31, 1969                  | 14,504.73         |
| Beaches and Boardwalks                        |                     |                                       |                           | <b>PROPERTY ACQUIRED BY DEED OR</b>        |                   |
| Parks, Playgrounds, Shade Trees               |                     |                                       |                           | <b>FORECLOSURE</b>                         |                   |
| Land Reclamation & Conservation               |                     |                                       |                           | Balance January 1, 1969                    | 1,000.00          |
| Other Recreational Services                   | 6,543.00            |                                       |                           | Transfers From Taxes or Liens              |                   |
| <b>EDUCATION (excluding schools)</b>          |                     |                                       |                           | Sale for Cash (1969)                       |                   |
| Libraries                                     | 11,200.00           |                                       |                           | Cancelled, Abated or Adjusted (1969)       |                   |
| Other Educational Services                    |                     |                                       |                           | Balance December 31, 1969                  | 1,000.00          |
| <b>STATUTORY EXPENDITURES</b>                 |                     |                                       |                           | <b>CURRENT FINANCES DECEMBER 31, 1969</b>  |                   |
| Pensions & F.I.C.A.                           | 14,858.00           |                                       |                           | <b>ASSETS</b>                              |                   |
| Employee Fringe Benefits                      | 3,880.00            |                                       |                           | Cash Dec. 31, 1969                         | 232,791.17        |
| Other Statutory Expenditures                  |                     |                                       |                           | Taxes Receivable                           | 50,147.06         |
| <b>MUNICIPAL FUNCTIONS</b>                    |                     |                                       |                           | Tax Title Liens                            | 14,504.73         |
| <b>CAPITAL IMPROVEMENTS</b>                   |                     |                                       |                           | Foreclosed Property                        | 1,000.00          |
| <b>DEBT SERVICE</b>                           |                     |                                       |                           | Emergencies & Other Deferred Charges       | 3.95              |
| Principal Payments                            |                     |                                       |                           | State Aid Receivable                       | 27,702.37         |
| Interest Payments                             |                     |                                       |                           | Other Receivables                          | 2.40              |
| <b>DEFERRED CHARGES</b>                       |                     |                                       |                           | Total                                      | 326,151.68        |
| <b>SCHOOL, COUNTY, SPECIAL DISTRICT TAXES</b> |                     |                                       |                           | <b>LIABILITIES</b>                         |                   |
| <b>RESERVE FOR UNCOLLECTED TAXES</b>          |                     |                                       |                           | Cash Liabilities                           | 49,139.75         |
| <b>EXPENDITURES</b>                           |                     |                                       |                           | Reserves for Receivables                   | 65,654.19         |
| <b>TOTAL</b>                                  | <b>1,562,862.12</b> |                                       |                           | Surplus Dec. 31, 1969                      | 211,357.74        |
|   |                     |                                       |                           | <b>TOTAL</b>                               | <b>326,151.68</b> |

0307  
Population 1960 2,519  
Population 1969 3,420  
  
Moody Rating  
Land Area 22.12 Sq Miles

CHESTERFIELD TWP - BURLINGTON COUNTY  
Net Valuation Taxable 15,625,844  
State Equalized Value 15,197,280  
Net Valuation on Which County Taxes  
are apportioned: 13,699,716  
State Equalization Ratio 1.0282  
General Tax Rate Per \$100. 2.77  
State Equalized  
General Tax Rate: 2.84

PER CAPITA:  
Gross Debt 192.26  
Net Debt 13.72  
Debt Service  
Total Tax Levy 125.63  
Municipal Expenditures 58.82

PER CENT:  
Gross Debt 4.83  
Net Debt .34  
Tax Levy Collected 91.80  
Tax Levy Cancelled, Abated  
or Adjusted .01

| 1969 EXPENDITURES                      |                   | 1969 REVENUES                                     |                         | 1969 PROPERTY TAX                          |                 |
|--|-------------------|---|-------------------------|--|-----------------|
| <b>GENERAL GOVERNMENT</b>              |                   | 1969 — Property Taxes Collected                   |                         | <b>STATE EQUALIZED TAX RATE</b>            |                 |
| Governing Body & Public Boards         |                   |   | 394,423.62              | Local District School Taxes                | 1.17 178,251.25 |
| Municipal Clerk                        |                   | 1969 Payments in Lieu of Taxes                    |                         | Regional & Consolidated School Tax         | .89 134,673.59  |
| Financial Administration               | 5,377.51          | Delinquent Tax & Lien Collections                 | 34,295.22               | School Taxes in Municipal Budget           |                 |
| Assessment of Taxes                    | 3,179.00          | Business Personalty Replacement Taxes             | 13,450.00               | County Taxes                               | .52 78,940.42   |
| Collection of Taxes                    | 2,600.00          | Taxes from Public Utilities                       | 48,398.97               | County Library Taxes                       | .02 3,500.99    |
| Planning, Housing & Development        | 570.00            | Other Miscellaneous Tax Revenues                  |                         | Local Municipal Purpose Taxes              | .16 24,890.04   |
| Human Resources                        |                   | State Aid Revenues                                | 37,763.23               | Veteran & Senior Citizen Taxes             | .07 11,270.00   |
| Elections                              |                   | Federal Aid Revenues                              |                         | Total Taxes for Rate Computation           | 2.83 431,526.29 |
| General Administration (other)         | 13,327.79         | Sale of Acquired Property                         |                         | Special District Taxes                     | 898.26          |
| <b>JUDICIARY</b>                       |                   | Other Miscellaneous Revenues                      | 17,994.68               | Bank Stock Taxes                           | 365.96          |
| Municipal Courts                       | 3,172.21          | 1969 Revenues                                     | 546,325.72              | Added and Omitted Taxes                    | 8,135.50        |
| <b>PUBLIC SAFETY</b>                   |                   | Prior Years Surplus Appropriated                  | 35,000.00               | Total Taxes Levied - ABSTRACT              | 429,656.01      |
| Fire Protection                        | 5,000.00          | <b>REVENUES</b>                                   | <b>TOTAL</b> 581,325.72 | <b>TOTAL TAXES BILLED</b>                  | 429,656.01      |
| Police Protection                      | 5,443.49          |   |                         | <b>1969 TAXES COLLECTED</b>                | 394,423.62      |
| Civil Defense & Disaster Control       | 150.00            | <b>1969 REAL PROPERTY VALUATIONS</b>              |                         | 1969 Taxes Cancelled, Abated or Adjusted   | 44.80           |
| Environmental Inspection & Control     | 900.00            | Code Class # of Parcels %VAL'N                    | ASSESSED VALUATION      | Transfer to Tax Title Liens or Foreclosed  | 653.72          |
| Other Public Safety                    |                   | 1 Vacant Land 94 2.17                             | 330,600.00              | Balance Outstanding Dec. 31, 1969          | 34,533.87       |
| <b>PUBLIC WORKS</b>                    |                   | 2 Residential 427 52.14                           | 7,959,300.00            | <b>PRIOR YEARS TAXES OUTSTANDING</b>       |                 |
| Streets and Drainage                   | 63,000.00         | 3 Farm 271 30.86                                  | 4,710,400.00            | Balance January 1, 1969                    | 34,942.16       |
| Sewers and Sewage Processing           |                   | 4a Commercial 44 14.84                            | 2,264,700.00            | Collected in 1969                          | 34,295.22       |
| Garbage and Trash Disposal             |                   | 4b Industrial                                     |                         | Cancelled, Abated or Adjusted (1969)       |                 |
| Public Buildings and Grounds           | 7,350.00          | 4c Apartments                                     |                         | Transfers to Tax Title Liens or Foreclosed | 646.64          |
| Other Public Works                     |                   | Total 836 100.01                                  | 15,265,000.00           | Balance December 31, 1969                  | .30             |
| <b>HEALTH and WELFARE</b>              |                   | <b>CAPITAL DEBT AUTHORIZED, DECEMBER 31, 1969</b> |                         | <b>TAX TITLE LIENS OUTSTANDING</b>         |                 |
| Health Services Except Environmental   | 1,100.00          | <b>ISSUED AND UNISSUED</b>                        |                         | Balance January 1, 1969                    |                 |
| Welfare-Public Assistance              | 4,200.00          | School  | 657,530                 | Transfers From Taxes                       | 1,403.15        |
| Hospitals, Clinics, First Aid          |                   | Self-liquidating                                  |                         | Redeemed in 1969                           |                 |
| Animal, Insect, & Rodent Control       |                   | Other   |                         | Cancelled, Abated or Adjusted (1969)       |                 |
| Other Welfare Services                 |                   | Total   | 657,530                 | Transfers to Foreclosed Property           | 1,403.15        |
| <b>RECREATION and CONSERVATION</b>     |                   | <b>ISSUED AND OUTSTANDING</b>                     |                         | Balance December 31, 1969                  |                 |
| Beaches and Boardwalks                 | 1,000.00          | School  | 657,530.44              | <b>PROPERTY ACQUIRED BY DEED OR</b>        |                 |
| Parks, Playgrounds, Shade Trees        |                   | Self-liquidating                                  |                         | <b>FORECLOSURE</b>                         |                 |
| Land Reclamation & Conservation        |                   | Other   |                         | Balance January 1, 1969                    |                 |
| Other Recreational Services            |                   | Total   | 657,530.44              | Transfers From Taxes or Liens              |                 |
| <b>EDUCATION (excluding schools)</b>   |                   | <b>EQUALIZED VALUATION BASIS</b>                  |                         | Sale for Cash (1969)                       |                 |
| Libraries                              | 1,000.00          | <b>FOR NET DEBT COMPUTATION</b>                   |                         | Cancelled, Abated or Adjusted (1969)       |                 |
| Other Educational Services             |                   | <b>1969 CAPITAL OUTLAY</b>                        |                         | Balance December 31, 1969                  |                 |
| <b>STATUTORY EXPENDITURES</b>          |                   | <b>TOTAL</b>                                      |                         | <b>CURRENT FINANCES DECEMBER 31, 1969</b>  |                 |
| Pensions & F.I.C.A.                    | 2,300.00          |   |                         | <b>ASSETS</b>                              |                 |
| Employee Fringe Benefits               |                   |   |                         | Cash Dec. 31, 1969                         | 171,110.83      |
| Other Statutory Expenditures           |                   |   |                         | Taxes Receivable                           | 34,534.17       |
| <b>MUNICIPAL FUNCTIONS</b>             |                   |   |                         | Tax Title Liens                            | 1,403.15        |
| <b>CAPITAL IMPROVEMENTS</b>            |                   |   |                         | Foreclosed Property                        |                 |
| <b>DEBT SERVICE</b>                    |                   |   |                         | Emergencies & Other Deferred Charges       | 5,500.00        |
| Principal Payments                     |                   |   |                         | State Aid Receivable                       | 37,393.00       |
| Interest Payments                      |                   |   |                         | Other Receivables                          | 9,428.05        |
| <b>DEFERRED CHARGES</b>                |                   |   |                         | Total                                      | 259,369.20      |
| SCHOOL, COUNTY, SPECIAL DISTRICT TAXES | 396,264.51        |   |                         | <b>LIABILITIES</b>                         |                 |
| RESERVE FOR UNCOLLECTED TAXES          | 50,000.00         |   |                         | Cash Liabilities                           | 134,022.44      |
| <b>EXPENDITURES</b>                    |                   |   |                         | Reserves for Receivables                   | 45,365.37       |
| <b>TOTAL</b>                           | <b>597,434.51</b> |   |                         | Surplus Dec. 31, 1969                      | 79,981.39       |
|  |                   |   |                         | Total                                      | 259,369.20      |

0308  
Population 1960 8,302  
Population 1969 15,590  
  
Moody Rating  
Land Area 7.39 Sq. Miles

CINNAMINSON TWP - BURLINGTON COUNTY  
Net Valuation Taxable 100,403,785  
State Equalized Value 110,906,644  
Net Valuation on Which County Taxes are apportioned: 114,147,018  
State Equalization Ratio .9053  
General Tax Rate Per \$100. 3.76  
State Equalized General Tax Rate: 3.40

PER CAPITA:  
Gross Debt 421.25  
Net Debt 159.12  
Debt Service 3.62  
Total Tax Levy 238.61  
Municipal Expenditures 76.68

PER CENT:  
Gross Debt 6.43  
Net Debt 2.43  
Tax Levy Collected 97.54  
Tax Levy Cancelled, Abated or Adjusted .03

| 1969 EXPENDITURES                      |                     | 1969 REVENUES                          |              | 1969 PROPERTY TAX                               |                   |
|--|---------------------|--|--------------|---|-------------------|
| <b>GENERAL GOVERNMENT</b>              |                     | <b>1969 — Property Taxes Collected</b> |              | <b>STATE EQUALIZED TAX RATE</b>                 |                   |
| Governing Body & Public Boards         |                     | 1969 Payments in Lieu of Taxes         | 3,633,199.84 | Local District School Taxes                     | 2.41 2,667,608.00 |
| Municipal Clerk                        |                     | Delinquent Tax & Lien Collections      | 95,023.47    | Regional & Consolidated School Tax              |                   |
| Financial Administration               | 25,050.00           | Business Personalty Replacement Taxes  | 176,038.00   | School Taxes in Municipal Budget                |                   |
| Assessment of Taxes                    | 8,941.00            | Taxes from Public Utilities            | 303,511.40   | County Taxes                                    | .59 659,063.42    |
| Collection of Taxes                    | 12,575.00           | Other Miscellaneous Tax Revenues       |              | County Library Taxes                            | .03 29,237.73     |
| Planning, Housing & Development        | 4,680.00            | State Aid Revenues                     | 56,943.22    | Local Municipal Purpose Taxes                   | .29 317,075.64    |
| Human Resources                        | 50.00               | Federal Aid Revenues                   |              | Veteran & Senior Citizen Taxes                  | .09 96,330.00     |
| Elections                              |                     | Sale of Acquired Property              | 1,200.00     | Total Taxes for Rate Computation                | 3.41 3,769,314.79 |
| General Administration (other)         | 71,922.89           | Other Miscellaneous Revenues           | 137,514.82   | Special District Taxes                          |                   |
| <b>JUDICIARY</b>                       |                     | 1969 Revenues                          | 4,403,430.75 | Bank Stock Taxes                                | 2,361.67          |
| Municipal Courts                       | 4,725.00            | Prior Years Surplus Appropriated       | 181,700.00   | Added and Omitted Taxes                         | 44,574.05         |
| <b>PUBLIC SAFETY</b>                   |                     | <b>REVENUES</b>                        | <b>TOTAL</b> | Total Taxes Levied - ABSTRACT                   | 3,719,920.51      |
| Fire Protection                        | 50,250.00           |  | 4,585,130.75 | <b>TOTAL TAXES BILLED</b>                       | 3,724,838.04      |
| Police Protection                      | 212,170.00          |  |              | 1969 TAXES COLLECTED                            | 3,633,199.84      |
| Civil Defense & Disaster Control       | 1,050.00            |  |              | 1969 Taxes Cancelled, Abated or Adjusted        | 1,007.92          |
| Environmental Inspection & Control     | 4,675.00            |  |              | Transfer to Tax Title Liens or Foreclosed       | 6,849.04          |
| Other Public Safety                    |                     |  |              | Balance Outstanding Dec. 31, 1969               | 83,781.24         |
| <b>PUBLIC WORKS</b>                    |                     |  |              | <b>PRIOR YEARS TAXES OUTSTANDING</b>            |                   |
| Streets and Drainage                   | 172,642.00          |  |              | Balance January 1, 1969                         | 83,458.23         |
| Sewers and Sewage Processing           |                     |  |              | Collected in 1969                               | 83,243.50         |
| Garbage and Trash Disposal             | 78,054.00           |  |              | Cancelled, Abated or Adjusted (1969)            | 9.40              |
| Public Buildings and Grounds           | 19,150.00           |  |              | Transfers to Tax Title Liens or Foreclosed      | 205.33            |
| Other Public Works                     |                     |  |              | Balance December 31, 1969                       |                   |
| <b>HEALTH and WELFARE</b>              |                     |  |              | <b>TAX TITLE LIENS OUTSTANDING</b>              |                   |
| Health Services Except Environmental   | 4,630.00            |  |              | Balance January 1, 1969                         | 21,397.47         |
| Welfare-Public Assistance              | 5,558.00            |  |              | Transfers From Taxes                            | 7,102.64          |
| Hospitals, Clinics, First Aid          | 800.00              |  |              | Redeemed in 1969                                | 11,779.97         |
| Animal, Insect, & Rodent Control       | 1,235.00            |  |              | Cancelled, Abated or Adjusted (1969)            |                   |
| Other Welfare Services                 |                     |  |              | Transfers to Foreclosed Property                | 1,128.39          |
| <b>RECREATION and CONSERVATION</b>     |                     |  |              | Balance December 31, 1969                       | 15,591.75         |
| Beaches and Boardwalks                 |                     |  |              | <b>PROPERTY ACQUIRED BY DEED OR FORECLOSURE</b> |                   |
| Parks, Playgrounds, Shade Trees        | 3,900.00            |  |              | Balance January 1, 1969                         | 8,401.61          |
| Land Reclamation & Conservation        |                     |  |              | Transfers From Taxes or Liens                   | 1,128.39          |
| Other Recreational Services            | 18,554.00           |  |              | Sale for Cash (1969)                            | 50.00             |
| <b>EDUCATION (exclusing schools)</b>   |                     |  |              | Cancelled, Abated or Adjusted (1969)            |                   |
| Libraries                              | 8,982.00            |  |              | Balance December 31, 1969                       | 9,480.00          |
| Other Educational Services             | 100,000.00          |  |              | <b>CURRENT FINANCES DECEMBER 31, 1969</b>       |                   |
| <b>STATUTORY EXPENDITURES</b>          |                     |  |              | <b>ASSETS</b>                                   |                   |
| Pensions & F.I.C.A.                    | 35,470.00           |  |              | Cash Dec. 31, 1969                              | 1,640,394.91      |
| Employee Fringe Benefits               | 29,100.00           |  |              | Taxes Receivable                                | 83,781.24         |
| Other Statutory Expenditures           |                     |  |              | Tax Title Liens                                 | 15,591.75         |
| <b>MUNICIPAL FUNCTIONS</b>             |                     |  |              | Foreclosed Property                             | 9,480.00          |
| <b>CAPITAL IMPROVEMENTS</b>            |                     |  |              | Emergencies & Other Deferred Charges            | 2,311.89          |
| <b>DEBT SERVICE</b>                    |                     |  |              | State Aid Receivable                            | 36,000.00         |
| Principal Payments                     | 36,366.00           |  |              | Other Receivables                               | 1,997.85          |
| Interest Payments                      | 20,000.50           |  |              | Total   | 1,789,557.64      |
| <b>DEFERRED CHARGES</b>                |                     |  |              | <b>LIABILITIES</b>                              |                   |
| SCHOOL, COUNTY, SPECIAL DISTRICT TAXES | 23,757.00           |  |              | Cash Liabilities                                | 1,448,066.90      |
| RESERVE FOR UNCOLLECTED TAXES          | 3,355,909.15        |  |              | Reserves for Receivables                        | 110,850.84        |
|  | 142,961.81          |  |              | Surplus Dec. 31, 1969                           | 230,639.90        |
| <b>EXPENDITURES</b>                    |                     |  |              | Total   | 1,789,557.64      |
| <b>TOTAL</b>                           | <b>4,551,358.35</b> |  |              |   |                   |

2002  
Population 1960 12,195  
Population 1969 19,410  
S & P Rating A  
Moody Rating A  
Land Area 4.68 Sq. Miles

CLARK TWP - UNION COUNTY  
Net Valuation Taxable 67,070,800  
State Equalized Value 170,707,050  
Net Valuation on Which County Taxes are apportioned: 184,371,615  
State Equalization Ratio .3929

General Tax Rate Per \$100. 7.44  
State Equalized General Tax Rate: 2.92

PER CAPITA:  
Gross Debt 387.64  
Net Debt 118.38  
Debt Service 4.38  
Total Tax Levy 252.40  
Municipal Expenditures 83.28

PER CENT:  
Gross Debt 4.64  
Net Debt 1.42  
Tax Levy Collected 99.32  
Tax Levy Cancelled, Abated or Adjusted .07

| 1969 EXPENDITURES                      |                           | 1969 REVENUES                                     |                           | 1969 PROPERTY TAX                          |                   |
|--|---------------------------|---|---------------------------|--|-------------------|
| <b>GENERAL GOVERNMENT</b>              |                           |   |                           | <b>STATE EQUALIZED TAX RATE</b>            |                   |
| Governing Body & Public Boards         | 18,308.00                 | 1969 — Property Taxes Collected                   | 4,869,326.55              | Local District School Taxes                | 1.34 2,283,826.36 |
| Municipal Clerk                        | 29,603.00                 | 1969 Payments in Lieu of Taxes                    | 26,549.97                 | Regional & Consolidated School Tax         | .80 1,365,737.70  |
| Financial Administration               | 47,900.00                 | Delinquent Tax & Lien Collections                 | 20,965.50                 | School Taxes in Municipal Budget           |                   |
| Assessment of Taxes                    | 16,000.00                 | Business Personalty Replacement Taxes             | 447,862.00                | County Taxes                               | .47 804,333.77    |
| Collection of Taxes                    | 15,530.00                 | Taxes from Public Utilities                       | 297,483.69                | County Library Taxes                       |                   |
| Planning, Housing & Development        | 5,950.00                  | Other Miscellaneous Tax Revenues                  |                           | Local Municipal Purpose Taxes              | .24 417,034.87    |
| Human Resources                        | 1,200.00                  | State Aid Revenues                                | 57,982.04                 | Veteran & Senior Citizen Taxes             | .07 116,190.00    |
| Elections                              | 2,700.00                  | Federal Aid Revenues                              |                           | Total Taxes for Rate Computation           | 2.92 4,987,122.70 |
| General Administration (other)         | 67,188.00                 | Sale of Acquired Property                         |                           | Special District Taxes                     |                   |
| <b>JUDICIARY</b>                       |                           | Other Miscellaneous Revenues                      | 92,767.68                 | Bank Stock Taxes                           | 6,388.37          |
| Municipal Courts                       | 18,066.00                 | 1969 Revenues                                     | 5,812,937.43              | Added and Omitted Taxes                    | 21,743.40         |
| <b>PUBLIC SAFETY</b>                   |                           | Prior Years Surplus Appropriated                  | 270,000.00                | Total Taxes Levied - ABSTRACT              | 4,899,064.47      |
| Fire Protection                        | 90,675.00                 | <b>REVENUES</b>                                   | <b>TOTAL 6,082,937.43</b> | <b>TOTAL TAXES BILLED</b>                  | 4,902,892.81      |
| Police Protection                      | 375,600.00                |   |                           | <b>1969 TAXES COLLECTED</b>                | 4,869,326.55      |
| Civil Defense & Disaster Control       | 250.00                    | <b>1969 REAL PROPERTY VALUATIONS</b>              |                           | 1969 Taxes Cancelled, Abated or Adjusted   | 3,392.48          |
| Environmental Inspection & Control     | 14,101.00                 | Code Class # of Parcels %VAL'N                    | ASSESSED VALUATION        | Transfer to Tax Title Liens or Foreclosed  | 133.92            |
| Other Public Safety                    | 1,100.00                  | 1 Vacant Land 254 1.37                            | 915,900.00                | Balance Outstanding Dec. 31, 1969          | 30,039.86         |
| <b>PUBLIC WORKS</b>                    |                           | 2 Residential 4357 70.72                          | 47,158,500.00             | <b>PRIOR YEARS TAXES OUTSTANDING</b>       |                   |
| Streets and Drainage                   | 177,240.00                | 3 Farm 15 .20                                     | 139,400.00                | Balance January 1, 1969                    | 22,406.19         |
| Sewers and Sewage Processing           | 36,021.00                 | 4a Commercial 88 7.59                             | 5,058,500.00              | Collected in 1969                          | 20,965.50         |
| Garbage and Trash Disposal             |                           | 4b Industrial 28 14.22                            | 9,480,000.00              | Cancelled, Abated or Adjusted (1969)       | 36.09             |
| Public Buildings and Grounds           | 25,685.00                 | 4c Apartments 7 5.90                              | 3,934,200.00              | Transfers to Tax Title Liens or Foreclosed | 24.90             |
| Other Public Works                     | 22,312.07                 | Total 4749 100.00                                 | 66,686,500.00             | Balance December 31, 1969                  | 1,379.70          |
| <b>HEALTH and WELFARE</b>              |                           | <b>CAPITAL DEBT AUTHORIZED, DECEMBER 31, 1969</b> |                           | <b>TAX TITLE LIENS OUTSTANDING</b>         |                   |
| Health Services Except Environmental   | 112,312.93                | ISSUED AND UNISSUED                               | GROSS DEBT                | Balance January 1, 1969                    | 920.01            |
| Welfare-Public Assistance              | 3,425.00                  | School  | 5,166,072                 | Transfers From Taxes                       | 190.29            |
| Hospitals, Clinics, First Aid          |                           | Self-liquidating                                  |                           | Redeemed in 1969                           |                   |
| Animal, Insect, & Rodent Control       |                           | Other   | 2,357,923                 | Cancelled, Abated or Adjusted (1969)       |                   |
| Other Welfare Services                 |                           | Total   | 7,523,996                 | Transfers to Foreclosed Property           |                   |
| <b>RECREATION and CONSERVATION</b>     |                           | ISSUED AND OUTSTANDING                            |                           | Balance December 31, 1969                  | 1,110.30          |
| Beaches and Boardwalks                 |                           | School  | 4,179,072.63              | <b>PROPERTY ACQUIRED BY DEED OR</b>        |                   |
| Parks, Playgrounds, Shade Trees        | 10,175.00                 | Self-liquidating                                  |                           | <b>FORECLOSURE</b>                         |                   |
| Land Reclamation & Conservation        |                           | Other   | 1,889,000.00              | Balance January 1, 1969                    | 13,075.00         |
| Other Recreational Services            | 3,900.00                  | Total   | 6,068,072.63              | Transfers From Taxes or Liens              |                   |
| <b>EDUCATION (excluding schools)</b>   |                           | <b>EQUALIZED VALUATION BASIS</b>                  |                           | Sale for Cash (1969)                       |                   |
| Libraries                              | 83,000.00                 | <b>FOR NET DEBT COMPUTATION</b>                   | 162,311,592.00            | Cancelled, Abated or Adjusted (1969)       |                   |
| Other Educational Services             |                           | <b>1969 CAPITAL OUTLAY</b>                        | <b>TOTAL 352,245.97</b>   | Balance December 31, 1969                  | 13,075.00         |
| <b>STATUTORY EXPENDITURES</b>          |                           | Beaches and Boardwalks                            |                           | <b>CURRENT FINANCES DECEMBER 31, 1969</b>  |                   |
| Pensions & F.I.C.A.                    | 71,808.00                 | Parks and Playgrounds                             | 6,263.28                  | <b>ASSETS</b>                              |                   |
| Employee Fringe Benefits               | 28,700.00                 | Public Buildings and Grounds                      | 124,083.39                | Cash Dec. 31, 1969                         | 737,627.68        |
| Other Statutory Expenditures           |                           | Vehicular Equipment                               | 206.16                    | Taxes Receivable                           | 31,419.56         |
| <b>MUNICIPAL FUNCTIONS</b>             |                           | Streets, Roads, Sidewalks, Storm Sewers           | 212,899.18                | Tax Title Liens                            | 1,110.30          |
| <b>CAPITAL IMPROVEMENTS</b>            |                           | Sewer System                                      | 7,096.39                  | Foreclosed Property                        | 13,075.00         |
| <b>DEBT SERVICE</b>                    |                           | Water Service                                     |                           | Emergencies & Other Deferred Charges       |                   |
| Principal Payments                     | 40,000.00                 | Other Utilities                                   |                           | State Aid Receivable                       | 100,079.43        |
| Interest Payments                      | 45,000.00                 | Hospitals and Clinics                             | 376.64                    | Other Receivables                          | 75,728.63         |
| <b>DEFERRED CHARGES</b>                |                           | Garbage and Trash Disposal Facilities             |                           | Total                                      | 959,040.60        |
| SCHOOL, COUNTY, SPECIAL DISTRICT TAXES | 4,453,897.83              | Health Equipment                                  |                           | <b>LIABILITIES</b>                         |                   |
| RESERVE FOR UNCOLLECTED TAXES          | 146,122.48                | Library and Education Facilities                  |                           | Cash Liabilities                           | 302,950.76        |
|  |                           | Conservation and Recreation                       |                           | Reserves for Receivables                   | 121,333.49        |
| <b>EXPENDITURES</b>                    | <b>TOTAL 6,069,965.15</b> | Other Expenditures                                | 1,320.93                  | Surplus Dec. 31, 1969                      | 534,756.35        |
|  |                           |   |                           | <b>Total</b>                               | <b>959,040.60</b> |



C801  
Population 1960 4,711  
Population 1969 5,230  
  
Moody Rating  
Land Area 8.02 Sq. Miles

CLAYTON BORO  
Net Valuation Taxable 4,754,806  
State Equalized Value 16,601,976  
General Tax Rate Per \$100. 15.95  
  
Net Valuation on Which County Taxes  
are apportioned: 16,782,564  
State Equalization Ratio .2864  
  
General Tax Rate: 4.56

PER CAPITA:  
Gross Debt 121.41  
Net Debt  
Debt Service  
Total Tax Levy 142.23  
Municipal Expenditures 61.73

PER CENT:  
Gross Debt 3.90  
Net Debt  
Tax Levy Collected 92.14  
Tax Levy Cancelled, Abated  
or Adjusted

| 1969 EXPENDITURES                             |            | 1969 REVENUES                                     |               | 1969 PROPERTY TAX                          |                 |
|---|------------|---|---------------|--|-----------------|
| <b>GENERAL GOVERNMENT</b>                     |            |   |               | <b>STATE EQUALIZED TAX RATE</b>            |                 |
| Governing Body & Public Boards                | 3,181.00   | 1969 — Property Taxes Collected                   | 685,355.83    | Local District School Taxes                | 3.14 521,843.00 |
| Municipal Clerk                               | 2,350.00   | 1969 Payments in Lieu of Taxes                    |               | Regional & Consolidated School Tax         |                 |
| Financial Administration                      | 9,386.00   | Delinquent Tax & Lien Collections                 | 54,047.09     | School Taxes in Municipal Budget           |                 |
| Assessment of Taxes                           | 4,212.00   | Business Personalty Replacement Taxes             | 19,817.00     | County Taxes                               | .61 100,846.04  |
| Collection of Taxes                           | 5,758.00   | Taxes from Public Utilities                       | 75,284.19     | County Library Taxes                       |                 |
| Planning, Housing & Development               | 1,253.00   | Other Miscellaneous Tax Revenues                  |               | Local Municipal Purpose Taxes              | .63 105,301.86  |
| Human Resources                               |            | State Aid Revenues                                | 23,899.89     | Veteran & Senior Citizen Taxes             | .18 30,280.00   |
| Elections                                     | 178.00     | Federal Aid Revenues                              |               | Total Taxes for Rate Computation           | 4.56 758,270.90 |
| General Administration (other)                | 8,406.00   | Sale of Acquired Property                         | 5,110.00      | Special District Taxes                     |                 |
| <b>JUDICIARY</b>                              |            | Other Miscellaneous Revenues                      | 19,495.48     | Bank Stock Taxes                           | 2,379.68        |
| Municipal Courts                              | 3,075.00   | 1969 Revenues                                     | 883,009.48    | Added and Omitted Taxes                    | 13,481.15       |
| <b>PUBLIC SAFETY</b>                          |            | Prior Years Surplus Appropriated                  | 48,000.00     | Total Taxes Levied - ABSTRACT              | 743,851.73      |
| Fire Protection                               | 11,341.00  | REVENUES  | 931,009.48    | <b>TOTAL TAXES BILLED</b>                  | 743,851.73      |
| Police Protection                             | 81,435.20  |   |               | 1969 TAXES COLLECTED                       | 685,355.83      |
| Civil Defense & Disaster Control              | 1,563.00   | <b>1969 REAL PROPERTY VALUATIONS</b>              |               | 1969 Taxes Cancelled, Abated or Adjusted   |                 |
| Environmental Inspection & Control            | 3,144.00   | Code Class # of Parcels %VAL'N ASSESSED VALUATION |               | Transfer to Tax Title Liens or Foreclosed  | 3,274.74        |
| Other Public Safety                           |            | 1 Vacant Land 421 1.95 90,875.00                  |               | Balance Outstanding Dec. 31, 1969          | 55,221.16       |
| <b>PUBLIC WORKS</b>                           |            | 2 Residential 1313 79.77 3,708,375.00             |               | <b>PRIOR YEARS TAXES OUTSTANDING</b>       |                 |
| Streets and Drainage                          | 52,397.70  | 3 Farm 33 4.51 209,725.00                         |               | Balance January 1, 1969                    | 53,914.70       |
| Sewers and Sewage Processing                  |            | 4a Commercial 90 12.31 572,400.00                 |               | Collected in 1969                          | 52,277.40       |
| Garbage and Trash Disposal                    | 17,600.00  | 4b Industrial 6 1.45 67,475.00                    |               | Cancelled, Abated or Adjusted (1969)       |                 |
| Public Buildings and Grounds                  | 4,650.00   | 4c Apartments                                     |               | Transfers to Tax Title Liens or Foreclosed |                 |
| Other Public Works                            |            | Total 1863 99.99 4,648,850.00                     |               | Balance December 31, 1969                  | 1,637.30        |
| <b>HEALTH and WELFARE</b>                     |            | <b>CAPITAL DEBT AUTHORIZED, DECEMBER 31, 1969</b> |               | <b>TAX TITLE LIENS OUTSTANDING</b>         |                 |
| Health Services Except Environmental          | 3,866.00   | ISSUED AND UNISSUED GROSS DEBT NET DEBT           |               | Balance January 1, 1969                    | 6,197.32        |
| Welfare-Public Assistance                     | 2,150.00   | School 570,000                                    |               | Transfers From Taxes                       | 3,274.74        |
| Hospitals, Clinics, First Aid                 |            | Self-liquidating 65,000                           |               | Redeemed in 1969                           | 1,769.69        |
| Animal, Insect, & Rodent Control              | 600.00     | Other   |               | Cancelled, Abated or Adjusted (1969)       |                 |
| Other Welfare Services                        |            | Total 635,000                                     |               | Transfers to Foreclosed Property           |                 |
| <b>RECREATION and CONSERVATION</b>            |            | ISSUED AND OUTSTANDING                            |               | Balance December 31, 1969                  | 7,702.37        |
| Beaches and Boardwalks                        |            | School 570,000.00                                 |               | <b>PROPERTY ACQUIRED BY DEED OR</b>        |                 |
| Parks, Playgrounds, Shade Trees               | 3,550.00   | Self-Liquidating 65,000.00                        |               | <b>FORECLOSURE</b>                         |                 |
| Land Reclamation & Conservation               |            | Other   |               | Balance January 1, 1969                    | 16,366.86       |
| Other Recreational Services                   | 1,561.30   | Total 635,000.00                                  |               | Transfers From Taxes or Liens              |                 |
| <b>EDUCATION (excluding schools)</b>          |            | <b>EQUALIZED VALUATION BASIS</b>                  |               | Sale for Cash (1969)                       | 5,110.00        |
| Libraries                                     | 1,557.00   | <b>FOR NET DEBT COMPUTATION</b>                   | 16,288,340.67 | Cancelled, Abated or Adjusted (1969)       |                 |
| Other Educational Services                    |            | 1969 CAPITAL OUTLAY                               | 6,037.05      | Balance December 31, 1969                  | 11,256.86       |
| <b>STATUTORY EXPENDITURES</b>                 |            | TOTAL   |               | <b>CURRENT FINANCES DECEMBER 31, 1969</b>  |                 |
| Pensions & F.I.C.A.                           | 11,173.00  | Beaches and Boardwalks                            |               | <b>ASSETS</b>                              |                 |
| Employee Fringe Benefits                      | 4,000.00   | Parks and Playgrounds                             |               | Cash Dec. 31, 1969                         | 205,888.57      |
| Other Statutory Expenditures                  |            | Public Buildings and Grounds                      |               | Taxes Receivable                           | 56,858.46       |
| <b>MUNICIPAL FUNCTIONS</b>                    |            | Vehicular Equipment                               |               | Tax Title Liens                            | 7,702.37        |
| <b>CAPITAL IMPROVEMENTS</b>                   | 238,387.20 | Streets, Roads, Sidewalks, Storm Sewers           | 6,037.05      | Foreclosed Property                        | 11,256.86       |
| <b>DEBT SERVICE</b>                           | 5,500.00   | Sewer System                                      |               | Emergencies & Other Deferred Charges       | 997.20          |
| Principal Payments                            |            | Water Service                                     |               | State Aid Receivable                       | 9,289.96        |
| Interest Payments                             |            | Other Utilities                                   |               | Other Receivables                          | 591.70          |
|   |            | Hospitals and Clinics                             |               | Total                                      | 292,585.12      |
| <b>DEFERRED CHARGES</b>                       | 5,437.42   | Garbage and Trash Disposal Facilities             |               | <b>LIABILITIES</b>                         |                 |
| <b>SCHOOL, COUNTY, SPECIAL DISTRICT TAXES</b> | 622,689.04 | Health Equipment                                  |               | Cash Liabilities                           | 140,378.70      |
| <b>RESERVE FOR UNCOLLECTED TAXES</b>          | 73,514.21  | Library and Education Facilities                  |               | Reserves for Receivables                   | 76,409.39       |
|   |            | Conservation and Recreation                       |               | Surplus Dec. 31, 1969                      | 75,797.03       |
| <b>EXPENDITURES</b>                           |            | Other Expenditures                                |               | Total                                      | 292,585.12      |
| <b>TOTAL</b>                                  | 945,527.87 |   |               |  |                 |

0411  
Population 1960 3,766  
Population 1969 5,020  
Moody Rating  
Land Area 2.01 Sq. Miles

CLEMENTON BCRO - CAMDEN COUNTY  
Net Valuation Taxable 8,983,530  
State Equalized Value 19,377,761 General Tax Rate Per \$100. 10.30  
Net Valuation on Which County Taxes are apportioned: 19,227,965 State Equalized General Tax Rate: 4.77  
State Equalization Ratio .4636

PER CAPITA:  
Gross Debt 220.48  
Net Debt 15.90  
Debt Service  
Total Tax Levy 179.67  
Municipal Expenditures 76.84

PER CENT:  
Gross Debt 6.10  
Net Debt .44  
Tax Levy Collected 92.53  
Tax Levy Cancelled, Abated or Adjusted

| 1969 EXPENDITURES                      |              | 1969 REVENUES                              |              | 1969 PROPERTY TAX                          |            |
|--|--------------|--|--------------|--|------------|
| GENERAL GOVERNMENT                     |              | 1969 — Property Taxes Collected 834,572.09 |              | STATE EQUALIZED TAX RATE                   |            |
| Governing Body & Public Boards         |              | 1969 Payments in Lieu of Taxes             | 29,121.60    | Local District School Taxes .72            | 139,790.00 |
| Municipal Clerk                        | 11,350.00    | Delinquent Tax & Lien Collections          | 17,522.00    | Regional & Consolidated School Tax 2.07    | 401,721.53 |
| Financial Administration               | 4,650.00     | Business Personalty Replacement Taxes      | 50,712.56    | School Taxes in Municipal Budget           |            |
| Assessment of Taxes                    | 10,775.00    | Taxes from Public Utilities                | 24,174.40    | County Taxes .93                           | 180,603.69 |
| Collection of Taxes                    | 7,550.00     | Other Miscellaneous Tax Revenues           | 26,915.82    | County Library Taxes .02                   | 3,976.15   |
| Planning, Housing & Development        | 975.00       | State Aid Revenues                         | 983,018.47   | Local Municipal Purpose Taxes .88          | 170,867.18 |
| Human Resources                        | 32,375.00    | Federal Aid Revenues                       | 90,000.00    | Veteran & Senior Citizen Taxes .15         | 28,900.00  |
| Elections                              |              | Sale of Acquired Property                  | 1,073,018.47 | Total Taxes for Rate Computation 4.77      | 925,858.55 |
| General Administration (other)         | 4,050.00     | Other Miscellaneous Revenues               |              | Special District Taxes                     |            |
| JUDICIARY                              |              | 1969 Revenues                              | 26,915.82    | Bank Stock Taxes                           | 1,632.82   |
| Municipal Courts                       | 11,050.00    | Prior Years Surplus Appropriated           | 90,000.00    | Added and Omitted Taxes                    | 3,358.18   |
| PUBLIC SAFETY                          |              | REVENUES TOTAL                             |              | Total Taxes Levied - ABSTRACT              | 901,949.55 |
| Fire Protection                        | 70,450.00    |  |              | TOTAL TAXES BILLED                         | 901,949.55 |
| Police Protection                      | 1,500.00     |  |              | 1969 TAXES COLLECTED                       | 834,572.09 |
| Civil Defense & Disaster Control       | 2,400.00     |  |              | 1969 Taxes Cancelled, Abated or Adjusted   |            |
| Environmental Inspection & Control     |              |  |              | Transfer to Tax Title Liens or Foreclosed  |            |
| Other Public Safety                    |              |  |              | Balance Outstanding Dec. 31, 1969          | 67,377.46  |
| PUBLIC WORKS                           |              |  |              | PRIOR YEARS TAXES OUTSTANDING              |            |
| Streets and Drainage                   | 83,495.00    |  |              | Balance January 1, 1969                    | 41,682.90  |
| Sewers and Sewage Processing           | 22,625.00    |  |              | Collected in 1969                          | 22,674.94  |
| Garbage and Trash Disposal             | 4,000.00     |  |              | Cancelled, Abated or Adjusted (1969)       |            |
| Public Buildings and Grounds           |              |  |              | Transfers to Tax Title Liens or Foreclosed |            |
| Other Public Works                     |              |  |              | Balance December 31, 1969                  | 19,007.96  |
| HEALTH and WELFARE                     |              |  |              | TAX TITLE LIENS OUTSTANDING                |            |
| Health Services Except Environmental   | 1,150.00     |  |              | Balance January 1, 1969                    | 26,277.85  |
| Welfare-Public Assistance              | 2,600.00     |  |              | Transfers From Taxes                       |            |
| Hospitals, Clinics, First Aid          | 840.00       |  |              | Redeemed in 1969                           | 6,446.66   |
| Animal, Insect, & Rodent Control       |              |  |              | Cancelled, Abated or Adjusted (1969)       |            |
| Other Welfare Services                 |              |  |              | Transfers to Foreclosed Property           |            |
| RECREATION and CONSERVATION            |              |  |              | Balance December 31, 1969                  | 19,831.19  |
| Beaches and Boardwalks                 | 1,850.00     |  |              | PROPERTY ACQUIRED BY DEED OR               |            |
| Parks, Playgrounds, Shade Trees        | 1,500.00     |  |              | FORECLOSURE                                |            |
| Land Reclamation & Conservation        |              |  |              | Balance January 1, 1969                    | 43,318.95  |
| Other Recreational Services            |              |  |              | Transfers From Taxes or Liens              |            |
| EDUCATION (excluding schools)          |              |  |              | Sale for Cash (1969)                       |            |
| Libraries                              | 600.00       |  |              | Cancelled, Abated or Adjusted (1969)       |            |
| Other Educational Services             |              |  |              | Balance December 31, 1969                  | 43,318.95  |
| STATUTORY EXPENDITURES                 |              |  |              | CURRENT FINANCES DECEMBER 31, 1969         |            |
| Pensions & F.I.C.A.                    | 9,700.00     |  |              | ASSETS                                     |            |
| Employee Fringe Benefits               | 1,800.00     |  |              | Cash Dec. 31, 1969                         | 305,501.69 |
| Other Statutory Expenditures           |              |  |              | Taxes Receivable                           | 86,385.42  |
| MUNICIPAL FUNCTIONS                    |              |  |              | Tax Title Liens                            | 19,831.19  |
| CAPITAL IMPROVEMENTS                   | 14,750.00    |  |              | Foreclosed Property                        | 43,318.95  |
| DEBT SERVICE                           |              |  |              | Emergencies & Other Deferred Charges       | 3,150.00   |
| Principal Payments                     |              |  |              | State Aid Receivable                       | 12,507.38  |
| Interest Payments                      |              |  |              | Other Receivables                          | 12,994.66  |
| DEFERRED CHARGES                       | 1,335.00     |  |              | Total                                      | 483,689.29 |
| SCHOOL, COUNTY, SPECIAL DISTRICT TAXES | 726,091.37   |  |              | LIABILITIES                                |            |
| RESERVE FOR UNCOLLECTED TAXES          | 82,380.00    |  |              | Cash Liabilities                           | 119,305.78 |
| EXPENDITURES TOTAL                     | 1,111,841.37 |  |              | Reserves for Receivables                   | 162,530.22 |
|  |              |  |              | Surplus Dec. 31, 1969                      | 201,853.29 |
|  |              |  |              | Total                                      | 483,689.29 |

0206  
Population 1960 17,642  
Population 1969 18,950  
  
Moody Rating  
Land Area 1.00 Sq. Miles

CLIFFSIDE PARK BORO - BERGEN COUNTY  
Net Valuation Taxable 90,398,307  
State Equalized Value 120,918,013  
Net Valuation on Which County Taxes are apportioned: 120,881,597  
State Equalization Ratio .7476  
  
General Tax Rate Per \$100. 3.53  
  
State Equalized General Tax Rate: 2.63

PER CAPITA:  
Gross Debt 58.21  
Net Debt 21.53  
Debt Service 2.35  
Total Tax Levy 164.40  
Municipal Expenditures 95.96

PER CENT:  
Gross Debt .97  
Net Debt .36  
Tax Levy Collected 97.27  
Tax Levy Cancelled, Abated or Adjusted .08

| 1969 EXPENDITURES                             |                           | 1969 REVENUES                          |                           | 1969 PROPERTY TAX                          |                   |
|---|---------------------------|--|---------------------------|--|-------------------|
| <b>GENERAL GOVERNMENT</b>                     |                           | <b>1969 — Property Taxes Collected</b> |                           | <b>STATE EQUALIZED TAX RATE</b>            |                   |
| Governing Body & Public Boards                |                           |  | 3,038,638.38              | Local District School Taxes                | 1.42 1,720,170.00 |
| Municipal Clerk                               |                           | 1969 Payments in Lieu of Taxes         | 16,298.81                 | Regional & Consolidated School Tax         |                   |
| Financial Administration                      | 58,700.00                 | Delinquent Tax & Lien Collections      | 73,934.07                 | School Taxes in Municipal Budget           |                   |
| Assessment of Taxes                           | 8,600.00                  | Business Personalty Replacement Taxes  | 103,254.00                | County Taxes                               | .41 496,734.75    |
| Collection of Taxes                           | 26,200.00                 | Taxes from Public Utilities            | 155,620.20                | County Library Taxes                       |                   |
| Planning, Housing & Development               | 2,450.00                  | Other Miscellaneous Tax Revenues       |                           | Local Municipal Purpose Taxes              | .73 877,966.89    |
| Human Resources                               | 100.00                    | State Aid Revenues                     | 85,819.12                 | Veteran & Senior Citizen Taxes             | .07 90,360.00     |
| Elections                                     |                           | Federal Aid Revenues                   |                           | Total Taxes for Rate Computation           | 2.63 3,185,231.64 |
| General Administration (other)                | 66,320.00                 | Sale of Acquired Property              |                           | Special District Taxes                     |                   |
| <b>JUDICIARY</b>                              |                           | Other Miscellaneous Revenues           | 84,126.38                 | Bank Stock Taxes                           | 5,655.87          |
| Municipal Courts                              | 8,350.00                  | 1969 Revenues                          | 3,557,690.96              | Added and Omitted Taxes                    | 14,895.07         |
| <b>PUBLIC SAFETY</b>                          |                           | Prior Years Surplus Appropriated       | 300,000.00                | Total Taxes Levied - ABSTRACT              | 3,115,422.58      |
| Fire Protection                               | 207,940.00                | <b>REVENUES</b>                        | <b>TOTAL</b> 3,857,690.96 | <b>TOTAL TAXES BILLED</b>                  | 3,124,051.18      |
| Police Protection                             | 333,925.00                |  |                           | <b>1969 TAXES COLLECTED</b>                | 3,038,638.38      |
| Civil Defense & Disaster Control              | 3,100.00                  |  |                           | 1969 Taxes Cancelled, Abated or Adjusted   | 2,497.60          |
| Environmental Inspection & Control            | 5,500.00                  |  |                           | Transfer to Tax Title Liens or Foreclosed  | 4,204.23          |
| Other Public Safety                           |                           |  |                           | Balance Outstanding Dec. 31, 1969          | 78,710.97         |
| <b>PUBLIC WORKS</b>                           |                           |  |                           | <b>PRIOR YEARS TAXES OUTSTANDING</b>       |                   |
| Streets and Drainage                          | 184,337.00                |  |                           | Balance January 1, 1969                    | 83,001.37         |
| Sewers and Sewage Processing                  | 178,105.01                |  |                           | Collected in 1969                          | 73,934.07         |
| Garbage and Trash Disposal                    | 118,725.00                |  |                           | Cancelled, Abated or Adjusted (1969)       | 4,030.52          |
| Public Buildings and Grounds                  | 14,184.00                 |  |                           | Transfers to Tax Title Liens or Foreclosed | 3,752.78          |
| Other Public Works                            |                           |  |                           | Balance December 31, 1969                  | 1,284.00          |
| <b>HEALTH and WELFARE</b>                     |                           |  |                           | <b>TAX TITLE LIENS OUTSTANDING</b>         |                   |
| Health Services Except Environmental          | 37,584.00                 |  |                           | Balance January 1, 1969                    |                   |
| Welfare-Public Assistance                     | 9,285.00                  |  |                           | Transfers From Taxes                       | 8,492.02          |
| Hospitals, Clinics, First Aid                 |                           |  |                           | Redeemed in 1969                           |                   |
| Animal, Insect, & Rodent Control              |                           |  |                           | Cancelled, Abated or Adjusted (1969)       |                   |
| Other Welfare Services                        |                           |  |                           | Transfers to Foreclosed Property           |                   |
| <b>RECREATION and CONSERVATION</b>            |                           |  |                           | Balance December 31, 1969                  | 8,492.02          |
| Beaches and Boardwalks                        |                           |  |                           | <b>PROPERTY ACQUIRED BY DEED OR</b>        |                   |
| Parks, Playgrounds, Shade Trees               | 8,335.00                  |  |                           | <b>FORECLOSURE</b>                         |                   |
| Land Reclamation & Conservation               |                           |  |                           | Balance January 1, 1969                    | 31,661.78         |
| Other Recreational Services                   | 26,940.00                 |  |                           | Transfers From Taxes or Liens              |                   |
| <b>EDUCATION (excluding schools)</b>          |                           |  |                           | Sale for Cash (1969)                       |                   |
| Libraries                                     | 40,189.00                 |  |                           | Cancelled, Abated or Adjusted (1969)       |                   |
| Other Educational Services                    |                           |  |                           | Balance December 31, 1969                  | 31,661.78         |
| <b>STATUTORY EXPENDITURES</b>                 |                           |  |                           | <b>CURRENT FINANCES DECEMBER 31, 1969</b>  |                   |
| Pensions & F.I.C.A.                           | 134,300.00                |  |                           | <b>ASSETS</b>                              |                   |
| Employee Fringe Benefits                      | 18,310.00                 |  |                           | Cash Dec. 31, 1969                         | 551,487.97        |
| Other Statutory Expenditures                  |                           |  |                           | Taxes Receivable                           | 79,994.97         |
| <b>MUNICIPAL FUNCTIONS</b>                    | <b>TOTAL</b> 1,491,479.01 |  |                           | Tax Title Liens                            | 8,492.02          |
| <b>CAPITAL IMPROVEMENTS</b>                   | 93,000.00                 |  |                           | Foreclosed Property                        | 31,661.78         |
| <b>DEBT SERVICE</b>                           |                           |  |                           | Emergencies & Other Deferred Charges       | 135,050.00        |
| Principal Payments                            | 26,000.00                 |  |                           | State Aid Receivable                       | 25,738.00         |
| Interest Payments                             | 18,625.00                 |  |                           | Other Receivables                          | 651.33            |
| <b>DEFERRED CHARGES</b>                       | 31,000.00                 |  |                           | <b>Total</b>                               | 833,076.07        |
| <b>SCHOOL, COUNTY, SPECIAL DISTRICT TAXES</b> | 2,216,904.75              |  |                           | <b>LIABILITIES</b>                         |                   |
| <b>RESERVE FOR UNCOLLECTED TAXES</b>          | 158,338.09                |  |                           | Cash Liabilities                           | 194,120.63        |
| <b>EXPENDITURES</b>                           | <b>TOTAL</b> 4,035,346.85 |  |                           | Reserves for Receivables                   | 120,800.10        |
|   |                           |  |                           | Surplus Dec. 31, 1969                      | 518,155.34        |
|   |                           |  |                           | <b>Total</b>                               | 833,076.07        |

1602  
Population 1960 82,084  
Population 1969 86,500  
S & P Rating AA  
Moody Rating A  
Land Area 11.20 Sq. Miles

# CLIFTON CITY

Net Valuation Taxable 640,191,000  
State Equalized Value 742,508,698  
Net Valuation on Which County Taxes are apportioned: 867,781,187  
State Equalization Ratio .8622

# - PASSAIC COUNTY

General Tax Rate Per \$100. 2.64  
State Equalized General Tax Rate: 2.27

# PER CAPITA:

Gross Debt 271.29  
Net Debt 147.79  
Debt Service 17.15  
Total Tax Levy 190.57  
Municipal Expenditures 124.99

# PER CENT:

Gross Debt 3.26  
Net Debt 1.78  
Tax Levy Collected 97.47  
Tax Levy Cancelled, Abated or Adjusted .03

| 1969 EXPENDITURES                      |               | 1969 REVENUES                                      |  | 1969 PROPERTY TAX                          |                    |
|--|---------------|--|--|--|--------------------|
| GENERAL GOVERNMENT                     |               | 1969 — Property Taxes Collected                    |  | STATE EQUALIZED TAX RATE                   |                    |
| Governing Body & Public Boards         | 28,500.00     | 1969 Payments in Lieu of Taxes                     |  | Local District School Taxes                | 1.00 7,424,316.43  |
| Municipal Clerk                        | 64,717.60     | Delinquent Tax & Lien Collections                  |  | Regional & Consolidated School Tax         |                    |
| Financial Administration               | 227,775.45    | Business Personalty Replacement Taxes              |  | School Taxes in Municipal Budget           | .12 873,448.75     |
| Assessment of Taxes                    | 125,672.94    | Taxes from Public Utilities                        |  | County Taxes                               | .69 5,107,800.95   |
| Collection of Taxes                    | 52,393.48     | Other Miscellaneous Tax Revenues                   |  | County Library Taxes                       |                    |
| Planning, Housing & Development        | 34,158.99     | State Aid Revenues                                 |  | Local Municipal Purpose Taxes              | .40 2,945,177.47   |
| Human Resources                        |               | Federal Aid Revenues                               |  | Veteran & Senior Citizen Taxes             | .07 495,510.00     |
| Elections                              | 10,500.00     | Sale of Acquired Property                          |  | Total Taxes for Rate Computation           | 2.28 16,846,253.60 |
| General Administration (other)         | 316,723.55    | Other Miscellaneous Revenues                       |  | Special District Taxes                     |                    |
| JUDICIARY                              |               | 1969 Revenues                                      |  | Bank Stock Taxes                           | 32,945.65          |
| Municipal Courts                       | 51,713.25     | Prior Years Surplus Appropriated                   |  | Added and Omitted Taxes                    | 100,246.19         |
| PUBLIC SAFETY                          |               | REVENUES   |  | Total Taxes Levied - ABSTRACT              | 16,483,935.44      |
| Fire Protection                        | 1,657,386.42  | TOTAL  |  | TOTAL TAXES BILLED                         | 16,545,264.00      |
| Police Protection                      | 1,601,614.47  | 1969 REAL PROPERTY VALUATIONS                      |  | 1969 TAXES COLLECTED                       | 16,125,941.21      |
| Civil Defense & Disaster Control       | 13,469.52     | Code Class # of Parcels %VAL'N ASSESSED VALUATION  |  | 1969 Taxes Cancelled, Abated or Adjusted   | 4,601.39           |
| Environmental Inspection & Control     | 32,260.35     | 1 Vacant Land 747 1.07 6,772,100.00                |  | Transfer to Tax Title Liens or Foreclosed  | 2,961.92           |
| Other Public Safety                    | 102,174.35    | 2 Residential 18681 60.62 384,203,100.00           |  | Balance Outstanding Dec. 31, 1969          | 411,759.48         |
| PUBLIC WORKS                           |               | 3 Farm 19 .12 778,200.00                           |  | PRIOR YEARS TAXES OUTSTANDING              |                    |
| Streets and Drainage                   | 593,774.05    | 4a Commercial 1217 13.37 84,710,500.00             |  | Balance January 1, 1969                    | 702,345.98         |
| Sewers and Sewage Processing           | 498,868.50    | 4b Industrial 372 19.57 124,050,200.00             |  | Collected in 1969                          | 408,921.31         |
| Garbage and Trash Disposal             | 554,400.00    | 4c Apartments 85 5.25 33,249,100.00                |  | Cancelled, Abated or Adjusted (1969)       | 3,988.46           |
| Public Buildings and Grounds           | 51,023.10     | Total 21121 100.00 633,763,200.00                  |  | Transfers to Tax Title Liens or Foreclosed | 989.13             |
| Other Public Works                     | 41,730.23     | CAPITAL DEBT AUTHORIZED, DECEMBER 31, 1969         |  | Balance December 31, 1969                  | 288,447.08         |
| HEALTH and WELFARE                     |               | ISSUED AND UNISSUED GROSS DEBT NET DEBT            |  | TAX TITLE LIENS OUTSTANDING                |                    |
| Health Services Except Environmental   | 177,501.50    | School 8,556,324                                   |  | Balance January 1, 1969                    | 26,722.79          |
| Welfare-Public Assistance              | 21,461.82     | Self-liquidating 3,875,000 1,748,478               |  | Transfers From Taxes                       | 4,062.18           |
| Hospitals, Clinics, First Aid          |               | Other 11,034,950 11,034,950                        |  | Redeemed in 1969                           | 2,465.79           |
| Animal, Insect, & Rodent Control       | 16,421.62     | Total 23,466,274 12,783,428                        |  | Cancelled, Abated or Adjusted (1969)       | 172.03             |
| Other Welfare Services                 |               | ISSUED AND OUTSTANDING                             |  | Transfers to Foreclosed Property           |                    |
| RECREATION and CONSERVATION            |               | School 8,225,000.00                                |  | Balance December 31, 1969                  | 28,147.15          |
| Beaches and Boardwalks                 |               | Self-liquidating 3,875,000.00                      |  | PROPERTY ACQUIRED BY DEED OR               |                    |
| Parks, Playgrounds, Shade Trees        | 91,862.07     | Other 5,625,000.00                                 |  | FORECLOSURE                                |                    |
| Land Reclamation & Conservation        |               | Total 17,725,000.00                                |  | Balance January 1, 1969                    | 56,725.00          |
| Other Recreational Services            | 248,827.69    | EQUALIZED VALUATION BASIS                          |  | Transfers From Taxes or Liens              |                    |
| EDUCATION (excluding schools)          |               | FOR NET DEBT COMPUTATION                           |  | Sale for Cash (1969)                       | 10,101.00          |
| Libraries                              | 285,279.19    | 1969 CAPITAL OUTLAY                                |  | Cancelled, Abated or Adjusted (1969)       |                    |
| Other Educational Services             |               | Beaches and Boardwalks 61,101.12                   |  | Balance December 31, 1969                  | 46,624.00          |
| STATUTORY EXPENDITURES                 |               | Parks and Playgrounds 1,008,802.94                 |  | CURRENT FINANCES DECEMBER 31, 1969         |                    |
| Pensions & F.I.C.A.                    | 756,206.72    | Public Buildings and Grounds 151,073.64            |  | ASSETS                                     |                    |
| Employee Fringe Benefits               | 143,900.00    | Vehicular Equipment 102,940.06                     |  | Cash Dec. 31, 1969                         | 2,982,387.53       |
| Other Statutory Expenditures           |               | Streets, Roads, Sidewalks, Storm Sewers 417,274.16 |  | Taxes Receivable                           | 700,206.56         |
| MUNICIPAL FUNCTIONS                    |               | Sewer System                                       |  | Tax Title Liens                            | 28,147.15          |
| CAPITAL IMPROVEMENTS                   | 66,700.00     | Water Service                                      |  | Foreclosed Property                        | 46,624.00          |
| DEBT SERVICE                           |               | Other Utilities                                    |  | Emergencies & Other Deferred Charges       | 249,957.13         |
| Principal Payments                     | 1,014,000.00  | Hospitals and Clinics                              |  | State Aid Receivable                       | 101,127.24         |
| Interest Payments                      | 469,410.50    | Garbage and Trash Disposal Facilities              |  | Other Receivables                          | 311,819.82         |
| TYPE I SCHL DEBT *MEMO                 | 874,244.25    | Health Equipment                                   |  | Total                                      | 4,420,269.43       |
| DEFERRED CHARGES                       | 16,889.65     | Library and Education Facilities                   |  | LIABILITIES                                |                    |
| SCHOOL, COUNTY, SPECIAL DISTRICT TAXES | 13,405,566.13 | Conservation and Recreation                        |  | Cash Liabilities                           | 824,526.89         |
| RESERVE FOR UNCOLLECTED TAXES          | 1,444,236.09  | Other Expenditures                                 |  | Reserves for Receivables                   | 1,086,797.53       |
| EXPENDITURES                           |               | TOTAL  |  | Surplus Dec. 31, 1969                      | 2,508,945.01       |
| TOTAL                                  | 24,217,119.23 |  |  | Total                                      | 4,420,269.43       |

1005  
Population 1960 1,158  
Population 1969 1,510  
  
Moody Rating  
Land Area 1.34 Sq. Miles

CLINTON TOWN  
Net Valuation Taxable 9,438,496  
State Equalized Value 13,929,303  
Net Valuation on Which County Taxes are apportioned: 16,190,149  
State Equalization Ratio .6776  
  
- HUNTERDON COUNTY  
General Tax Rate Per \$100. 5.06  
State Equalized General Tax Rate: 3.42

PER CAPITA:  
Gross Debt 1,452.13  
Net Debt 870.14  
Debt Service  
Total Tax Levy 322.36  
Municipal Expenditures 135.52

PER CENT:  
Gross Debt 16.98  
Net Debt 10.18  
Tax Levy Collected 91.66  
Tax Levy Cancelled, Abated or Adjusted .32

| 1969 EXPENDITURES                                 |              | 1969 REVENUES                                   |  | 1969 PROPERTY TAX                          |            |
|---|--------------|---|--|--|------------|
| <b>GENERAL GOVERNMENT</b>                         |              | 1969 — Property Taxes Collected 446,193.05      |  | <b>STATE EQUALIZED TAX RATE</b>            |            |
| Governing Body & Public Boards                    |              | 1969 Payments in Lieu of Taxes                  |  | Local District School Taxes 1.33           | 185,574.00 |
| Municipal Clerk                                   |              | Delinquent Tax & Lien Collections 19,458.96     |  | Regional & Consolidated School Tax 1.01    | 140,878.14 |
| Financial Administration 8,050.00                 |              | Business Personalty Replacement Taxes 25,950.00 |  | School Taxes in Municipal Budget           |            |
| Assessment of Taxes 9,100.00                      |              | Taxes from Public Utilities 15,863.34           |  | County Taxes .55                           | 76,346.30  |
| Collection of Taxes 1,500.00                      |              | Other Miscellaneous Tax Revenues                |  | County Library Taxes .02                   | 2,748.76   |
| Planning, Housing & Development 4,400.00          |              | State Aid Revenues 20,614.16                    |  | Local Municipal Purpose Taxes .45          | 62,787.14  |
| Human Resources                                   |              | Federal Aid Revenues                            |  | Veteran & Senior Citizen Taxes .07         | 9,200.00   |
| Elections   |              | Sale of Acquired Property                       |  | Total Taxes for Rate Computation 3.43      | 477,534.34 |
| General Administration (other) 10,280.00          |              | Other Miscellaneous Revenues 24,275.29          |  | Special District Taxes                     |            |
| <b>JUDICIARY</b>                                  |              | 1969 Revenues Total 552,354.80                  |  | Bank Stock Taxes                           | 5,212.86   |
| Municipal Courts 2,700.00                         |              | Prior Years Surplus Appropriated                |  | Added and Omitted Taxes                    | 13,215.55  |
| <b>PUBLIC SAFETY</b>                              |              | REVENUES TOTAL 604,163.14                       |  | Total Taxes Levied - ABSTRACT              | 486,762.75 |
| Fire Protection 8,150.00                          |              |   |  | <b>TOTAL TAXES BILLED</b>                  | 486,766.31 |
| Police Protection 26,500.00                       |              |   |  | 1969 TAXES COLLECTED                       | 446,193.05 |
| Civil Defense & Disaster Control 100.00           |              |   |  | 1969 Taxes Cancelled, Abated or Adjusted   | 1,557.28   |
| Environmental Inspection & Control 1,045.00       |              |   |  | Transfer to Tax Title Liens or Foreclosed  |            |
| Other Public Safety                               |              |   |  | Balance Outstanding Dec. 31, 1969          | 39,015.98  |
| <b>PUBLIC WORKS</b>                               |              |   |  | <b>PRIOR YEARS TAXES OUTSTANDING</b>       |            |
| Streets and Drainage 48,600.00                    |              |   |  | Balance January 1, 1969                    | 21,705.28  |
| Sewers and Sewage Processing                      |              |   |  | Collected in 1969                          | 19,458.96  |
| Garbage and Trash Disposal 8,100.00               |              |   |  | Cancelled, Abated or Adjusted (1969)       |            |
| Public Buildings and Grounds 3,950.00             |              |   |  | Transfers to Tax Title Liens or Foreclosed |            |
| Other Public Works                                |              |   |  | Balance December 31, 1969                  | 2,246.32   |
| <b>HEALTH and WELFARE</b>                         |              |   |  | <b>TAX TITLE LIENS OUTSTANDING</b>         |            |
| Health Services Except Environmental 1,200.00     |              |   |  | Balance January 1, 1969                    | 15.74      |
| Welfare-Public Assistance 810.00                  |              |   |  | Transfers From Taxes                       |            |
| Hospitals, Clinics, First Aid                     |              |   |  | Redeemed in 1969                           |            |
| Animal, Insect, & Rodent Control                  |              |   |  | Cancelled, Abated or Adjusted (1969)       |            |
| Other Welfare Services                            |              |   |  | Transfers to Foreclosed Property:          |            |
| <b>RECREATION and CONSERVATION</b>                |              |   |  | Balance December 31, 1969                  | 15.74      |
| Beaches and Boardwalks                            |              |   |  | <b>PROPERTY ACQUIRED BY DEED OR</b>        |            |
| Parks, Playgrounds, Shade Trees                   | 2,400.00     |   |  | <b>FORECLOSURE</b>                         |            |
| Land Reclamation & Conservation                   |              |   |  | Balance January 1, 1969                    |            |
| Other Recreational Services 8,850.00              |              |   |  | Transfers From Taxes or Liens              |            |
| <b>EDUCATION (excluding schools)</b>              |              |   |  | Sale for Cash (1969)                       |            |
| Libraries 1,350.00                                |              |   |  | Cancelled, Abated or Adjusted (1969)       |            |
| Other Educational Services 1,500.00               |              |   |  | Balance December 31, 1969                  |            |
| <b>STATUTORY EXPENDITURES</b>                     |              |   |  | <b>CURRENT FINANCES DECEMBER 31, 1969</b>  |            |
| Pensions & F.I.C.A. 3,150.00                      |              |   |  | <b>ASSETS</b>                              |            |
| Employee Fringe Benefits 500.00                   |              |   |  | Cash Dec. 31, 1969                         | 185,554.37 |
| Other Statutory Expenditures                      |              |   |  | Taxes Receivable                           | 41,262.30  |
| <b>MUNICIPAL FUNCTIONS</b>                        |              |   |  | Tax Title Liens                            | 15.74      |
| <b>CAPITAL IMPROVEMENTS</b>                       |              |   |  | Foreclosed Property                        |            |
| <b>DEBT SERVICE</b>                               |              |   |  | Emergencies & Other Deferred Charges       |            |
| Principal Payments                                |              |   |  | State Aid Receivable                       | 57,929.00  |
| Interest Payments                                 |              |   |  | Other Receivables                          | 5,000.00   |
| <b>DEFERRED CHARGES</b>                           |              |   |  | Total                                      | 289,761.41 |
| SCHOOL, COUNTY, SPECIAL DISTRICT TAXES 405,547.20 |              |   |  | <b>LIABILITIES</b>                         |            |
| RESERVE FOR UNCOLLECTED TAXES 34,000.00           |              |   |  | Cash Liabilities                           | 119,857.84 |
|   |              |   |  | Reserves for Receivables                   | 46,278.04  |
|   |              |   |  | Surplus Dec. 31, 1969                      | 123,625.53 |
| <b>EXPENDITURES</b>                               | <b>TOTAL</b> |   |  | Total                                      | 289,761.41 |

1006  
Population 1960 3,770  
Population 1969 5,020  
Moody Rating  
Land Area 33.90 Sq. Miles

CLINTON TWP.

Net Valuation Taxable 37,671,443  
State Equalized Value 42,682,351  
Net Valuation on Which County Taxes  
are apportioned: 46,116,252  
State Equalization Ratio .8826

- HUNTERDON COUNTY

General Tax Rate Per \$100. 4.07  
State Equalized  
General Tax Rate: 3.59

PER CAPITA:

Gross Debt 399.91  
Net Debt  
Debt Service  
Total Tax Levy 304.23  
Municipal Expenditures 81.99

PER CENT:

Gross Debt 4.97  
Net Debt  
Tax Levy Collected 95.64  
Tax Levy Cancelled, Abated  
or Adjusted 1.39

| 1969 EXPENDITURES                           |                     | 1969 REVENUES                                |           | 1969 PROPERTY TAX                          |              |
|---|---------------------|--|-----------|--|--------------|
| <b>GENERAL GOVERNMENT</b>                   |                     | 1969 — Property Taxes Collected 1,420,467.80 |           | <b>STATE EQUALIZED TAX RATE</b>            |              |
| Governing Body & Public Boards              |                     | 1969 Payments in Lieu of Taxes               |           | Local District School Taxes 1.82           | 776,829.00   |
| Municipal Clerk                             |                     | Delinquent Tax & Lien Collections            | 97,537.59 | Regional & Consolidated School Tax .94     | 401,279.31   |
| Financial Administration 2,550.00           |                     | Business Personalty Replacement Taxes        | 43,906.00 | School Taxes in Municipal Budget           |              |
| Assessment of Taxes 4,486.00                |                     | Taxes from Public Utilities                  | 71,273.55 | County Taxes .50                           | 215,255.41   |
| Collection of Taxes 3,200.00                |                     | Other Miscellaneous Tax Revenues             |           | County Library Taxes .02                   | 7,829.59     |
| Planning, Housing & Development 7,800.00    |                     | State Aid Revenues                           | 27,255.22 | Local Municipal Purpose Taxes .24          | 104,042.78   |
| Human Resources                             |                     | Federal Aid Revenues                         |           | Veteran & Senior Citizen Taxes .06         | 24,960.00    |
| Elections                                   |                     | Sale of Acquired Property                    |           | Total Taxes for Rate Computation 3.58      | 1,530,196.09 |
| General Administration (other) 31,851.20    |                     | Other Miscellaneous Revenues                 | 57,526.00 | Special District Taxes                     |              |
| <b>JUDICIARY</b>                            |                     | 1969 Revenues Total 1,717,966.16             |           | Bank Stock Taxes                           | 523.62       |
| Municipal Courts 4,800.00                   |                     | Prior Years Surplus Appropriated 100,000.00  |           | Added and Omitted Taxes                    | 21,494.18    |
| <b>PUBLIC SAFETY</b>                        |                     | <b>REVENUES TOTAL 1,817,966.16</b>           |           | Total Taxes Levied - ABSTRACT              | 1,527,253.89 |
| Fire Protection 3,250.00                    |                     |  |           | <b>TOTAL TAXES BILLED</b>                  | 1,485,267.47 |
| Police Protection 26,200.00                 |                     |  |           | 1969 TAXES COLLECTED                       | 1,420,467.80 |
| Civil Defense & Disaster Control 350.00     |                     |  |           | 1969 Taxes Cancelled, Abated or Adjusted   | 20,606.98    |
| Environmental Inspection & Control 3,000.00 |                     |  |           | Transfer to Tax Title Liens or Foreclosed  | 162.80       |
| Other Public Safety                         |                     |  |           | Balance Outstanding Dec. 31, 1969          | 44,029.89    |
| <b>PUBLIC WORKS</b>                         |                     |  |           | <b>PRIOR YEARS TAXES OUTSTANDING</b>       |              |
| Streets and Drainage 74,585.56              |                     |  |           | Balance January 1, 1969                    | 121,927.12   |
| Sewers and Sewage Processing                |                     |  |           | Collected in 1969                          | 97,037.24    |
| Garbage and Trash Disposal                  |                     |  |           | Cancelled, Abated or Adjusted (1969)       | 24,215.07    |
| Public Buildings and Grounds 11,900.00      |                     |  |           | Transfers to Tax Title Liens or Foreclosed | 490.60       |
| Other Public Works                          |                     |  |           | Balance December 31, 1969                  | 184.21       |
| <b>HEALTH and WELFARE</b>                   |                     |  |           | <b>TAX TITLE LIENS OUTSTANDING</b>         |              |
| Health Services Except Environmental        | 2,800.00            |  |           | Balance January 1, 1969                    | 35.59        |
| Welfare-Public Assistance 955.00            |                     |  |           | Transfers From Taxes                       | 714.92       |
| Hospitals, Clinics, First Aid               |                     |  |           | R deemed in 1969                           | 500.35       |
| Animal, Insect, & Rodent Control            |                     |  |           | Cancelled, Abated or Adjusted (1969)       |              |
| Other Welfare Services                      |                     |  |           | Transfers to Foreclosed Property           |              |
| <b>RECREATION and CONSERVATION</b>          |                     |  |           | Balance December 31, 1969                  | 250.16       |
| Beaches and Boardwalks                      |                     |  |           | <b>PROPERTY ACQUIRED BY DEED OR</b>        |              |
| Parks, Playgrounds, Shade Trees             |                     |  |           | <b>FORECLOSURE</b>                         |              |
| Land Reclamation & Conservation             |                     |  |           | Balance January 1, 1969                    |              |
| Other Recreational Services                 |                     |  |           | Transfers From Taxes or Liens              |              |
| <b>EDUCATION (exclusing schools)</b>        |                     |  |           | Sale for Cash (1969)                       |              |
| Libraries                                   |                     |  |           | Cancelled, Abated or Adjusted (1969)       |              |
| Other Educational Services                  |                     |  |           | Balance December 31, 1969                  |              |
| <b>STATUTORY EXPENDITURES</b>               |                     |  |           | <b>CURRENT FINANCES DECEMBER 31, 1969</b>  |              |
| Pensions & F.I.C.A. 10,347.00               |                     |  |           | <b>ASSETS</b>                              |              |
| Employee Fringe Benefits 5,750.00           |                     |  |           | Cash Dec. 31, 1969                         | 721,107.07   |
| Other Statutory Expenditures                |                     |  |           | Taxes Receivable                           | 44,214.10    |
| <b>MUNICIPAL FUNCTIONS</b>                  |                     |  |           | Tax Title Liens                            | 250.16       |
| <b>CAPITAL IMPROVEMENTS</b>                 |                     |  |           | Foreclosed Property                        |              |
| <b>DEBT SERVICE</b>                         |                     |  |           | Emergencies & Other Deferred Charges       | 2,264.81     |
| Principal Payments                          |                     |  |           | State Aid Receivable                       | 17,996.00    |
| Interest Payments                           |                     |  |           | Other Receivables                          | 5,180.47     |
| <b>DEFERRED CHARGES</b>                     |                     |  |           | Total                                      | 791,012.61   |
| SCHOOL, COUNTY, SPECIAL DISTRICT TAXES      |                     |  |           | <b>LIABILITIES</b>                         |              |
| RESERVE FOR UNCOLLECTED TAXES               |                     |  |           | Cash Liabilities                           | 499,250.85   |
|   |                     |  |           | Reserves for Receivables                   | 49,644.73    |
|   |                     |  |           | Surplus Dec. 31, 1969                      | 242,117.03   |
| <b>EXPENDITURES TOTAL</b>                   | <b>1,812,763.13</b> |  |           | Total                                      | 791,012.61   |

0207  
Population 1960 7,767  
Population 1969 9,030  
Moody Rating  
Land Area 3.17 Sq. Miles

CLOSTER BORO - BERGEN COUNTY  
Net Valuation Taxable \$3,131,335  
State Equalized Value \$3,734,221  
Net Valuation on Which County Taxes are apportioned: 80,338,726  
State Equalization Ratio .9928  
General Tax Rate Per \$100. 3.36  
State Equalized General Tax Rate: 3.33

PER CAPITA:  
Gross Debt 1,114.81  
Net Debt 898.05  
Debt Service 3.59  
Total Tax Levy 304.38  
Municipal Expenditures 114.10

PER CENT:  
Gross Debt 13.03  
Net Debt 10.49  
Tax Levy Collected 97.10  
Tax Levy Cancelled, Abated or Adjusted .62

| 1969 EXPENDITURES  |  | 1969 REVENUES                                   |  | 1969 PROPERTY TAX                          |              |
|--|--|---|--|--|--------------|
| <b>GENERAL GOVERNMENT</b>                                  |  | 1969 — Property Taxes Collected 2,669,193.13    |  | <b>STATE EQUALIZED TAX RATE</b>            |              |
| Governing Body & Public Boards                             |  | 1969 Payments in Lieu of Taxes 10,138.04        |  | Local District School Taxes 1.26           | 1,052,162.48 |
| Municipal Clerk  |  | Delinquent Tax & Lien Collections 41,957.82     |  | Regional & Consolidated School Tax 1.02    | 851,083.05   |
| Financial Administration 19,210.00                         |  | Business Personalty Replacement Taxes 53,980.00 |  | School Taxes in Municipal Budget           |              |
| Assessment of Taxes 7,210.00                               |  | Taxes from Public Utilities 171,053.57          |  | County Taxes .39                           | 330,381.03   |
| Collection of Taxes 19,278.00                              |  | Other Miscellaneous Tax Revenues                |  | County Library Taxes                       |              |
| Planning, Housing & Development 8,057.00                   |  | State Aid Revenues 34,650.28                    |  | Local Municipal Purpose Taxes .59          | 496,024.44   |
| Human Resources  |  | Federal Aid Revenues                            |  | Veteran & Senior Citizen Taxes .07         | 60,000.00    |
| Elections 1,485.00   |  | Sale of Acquired Property                       |  | Total Taxes for Rate Computation 3.33      | 2,789,651.00 |
| General Administration (other) 99,805.00                   |  | Other Miscellaneous Revenues                    |  | Special District Taxes                     |              |
| <b>JUDICIARY</b>   |  | 1969 Revenues Total 3,045,986.75                |  | Bank Stock Taxes                           | 4,365.68     |
| Municipal Courts 4,300.00                                  |  | Prior Years Surplus Appropriated 108,000.00     |  | Added and Omitted Taxes                    | 14,545.76    |
| <b>PUBLIC SAFETY</b>                                       |  | <b>REVENUES TOTAL 3,153,986.75</b>              |  | Total Taxes Levied - ABSTRACT              | 2,748,562.44 |
| Fire Protection 41,678.00                                  |  |   |  | <b>TOTAL TAXES BILLED</b>                  | 2,748,797.64 |
| Police Protection 212,600.00                               |  |   |  | 1969 TAXES COLLECTED                       | 2,669,193.13 |
| Civil Defense & Disaster Control 200.00                    |  |   |  | 1969 Taxes Cancelled, Abated or Adjusted   | 17,137.47    |
| Environmental Inspection & Control 5,700.00                |  |   |  | Transfer to Tax Title Liens or Foreclosed  | 184.13       |
| Other Public Safety  |  |   |  | Balance Outstanding Dec. 31, 1969          | 62,282.91    |
| <b>PUBLIC WORKS</b>  |  |   |  | <b>PRIOR YEARS TAXES OUTSTANDING</b>       |              |
| Streets and Drainage 133,270.00                            |  |   |  | Balance January 1, 1969                    | 53,725.95    |
| Sewers and Sewage Processing                               |  |   |  | Collected in 1969                          | 41,957.82    |
| Garbage and Trash Disposal 92,000.00                       |  |   |  | Cancelled, Abated or Adjusted (1969)       | 368.68       |
| Public Buildings and Grounds 7,471.00                      |  |   |  | Transfers to Tax Title Liens or Foreclosed |              |
| Other Public Works   |  |   |  | Balance December 31, 1969                  | 11,399.45    |
| <b>HEALTH and WELFARE</b>                                  |  |   |  | <b>TAX TITLE LIENS OUTSTANDING</b>         |              |
| Health Services Except Environmental 17,455.00             |  |   |  | Balance January 1, 1969                    | 2,384.59     |
| Welfare-Public Assistance 1,702.00                         |  |   |  | Transfers From Taxes                       | 184.13       |
| Hospitals, Clinics, First Aid 3,000.00                     |  |   |  | Redeemed in 1969                           |              |
| Animal, Insect, & Rodent Control                           |  |   |  | Cancelled, Abated or Adjusted (1969)       |              |
| Other Welfare Services                                     |  |   |  | Transfers to Foreclosed Property           |              |
| <b>RECREATION and CONSERVATION</b>                         |  |   |  | Balance December 31, 1969                  | 2,568.72     |
| Beaches and Boardwalks                                     |  |   |  | <b>PROPERTY ACQUIRED BY DEED OR</b>        |              |
| Parks, Playgrounds, Shade Trees 5,400.00                   |  |   |  | <b>FORECLOSURE</b>                         |              |
| Land Reclamation & Conservation                            |  |   |  | Balance January 1, 1969                    | 125,331.25   |
| Other Recreational Services 21,000.00                      |  |   |  | Transfers From Taxes or Liens              |              |
| <b>EDUCATION (excluding schools)</b>                       |  |   |  | Sale for Cash (1969)                       |              |
| Libraries 36,500.00  |  |   |  | Cancelled, Abated or Adjusted (1969)       |              |
| Other Educational Services                                 |  |   |  | Balance December 31, 1969                  | 125,331.25   |
| <b>STATUTORY EXPENDITURES</b>                              |  |   |  | <b>CURRENT FINANCES DECEMBER 31, 1969</b>  |              |
| Pensions & F.I.C.A. 73,368.78                              |  |   |  | <b>ASSETS</b>                              |              |
| Employee Fringe Benefits 26,500.00                         |  |   |  | Cash Dec. 31, 1969                         | 537,302.68   |
| Other Statutory Expenditures                               |  |   |  | Taxes Receivable                           | 73,682.36    |
| <b>MUNICIPAL FUNCTIONS TOTAL 837,189.78</b>                |  |   |  | Tax Title Liens                            | 2,568.72     |
| <b>CAPITAL IMPROVEMENTS 66,733.00</b>                      |  |   |  | Foreclosed Property                        | 125,331.25   |
| <b>DEBT SERVICE</b>  |  |   |  | Emergencies & Other Deferred Charges       | 90,979.70    |
| Principal Payments 10,000.00                               |  |   |  | State Aid Receivable                       | 3,930.00     |
| Interest Payments 22,417.00                                |  |   |  | Other Receivables                          | 7,233.18     |
|  |  |   |  | Total                                      | 841,027.89   |
| <b>DEFERRED CHARGES 38,724.40</b>                          |  |   |  | <b>LIABILITIES</b>                         |              |
| <b>SCHOOL, COUNTY, SPECIAL DISTRICT TAXES 2,233,626.56</b> |  |   |  | Cash Liabilities                           | 541,932.75   |
| <b>RESERVE FOR UNCOLLECTED TAXES 55,283.00</b>             |  |   |  | Reserves for Receivables                   | 208,815.51   |
|  |  |   |  | Surplus Dec. 31, 1969                      | 90,279.63    |
| <b>EXPENDITURES TOTAL 3,263,973.74</b>                     |  |   |  | Total                                      | 841,027.89   |

0412  
 Population 1960 17,370  
 Population 1969 18,580  
 S & P Rating AA  
 Moody Rating AA  
 Land Area 1.99 Sq. Miles

COLLINGSWOOD BORO - CAMDEN COUNTY  
 Net Valuation Taxable 36,970,924  
 State Equalized Value 80,599,354 General Tax Rate Per \$100. 8.04  
 Net Valuation on Which County Taxes  
 are apportioned: 79,320,567 State Equalized  
 State Equalization Ratio .4587 General Tax Rate: 3.68

PER CAPITA:  
 Gross Debt 144.89  
 Net Debt 26.47  
 Debt Service 2.50  
 Total Tax Levy 155.56  
 Municipal Expenditures 59.08

PER CENT:  
 Gross Debt 3.48  
 Net Debt .64  
 Tax Levy Collected 93.84  
 Tax Levy Cancelled, Abated  
 or Adjusted .06

| 1969 EXPENDITURES                      |              | 1969 REVENUES                              |  | 1969 PROPERTY TAX                          |  |
|--|--------------|--|--|--|--|
| GENERAL GOVERNMENT                     |              | 1969 — Property Taxes Collected            |  | STATE EQUALIZED TAX RATE                   |  |
| Governing Body & Public Boards         |              | 2,709,815.21                               |  | 2.03                                       |  |
| Municipal Clerk                        |              | 159,902.40                                 |  | Local District School Taxes                |  |
| Financial Administration               | 38,250.00    | 67,582.00                                  |  | Regional & Consolidated School Tax         |  |
| Assessment of Taxes                    | 9,208.92     | 156,466.89                                 |  | School Taxes in Municipal Budget           |  |
| Collection of Taxes                    | 23,375.00    | 88,619.83                                  |  | County Taxes                               |  |
| Planning, Housing & Development        | 3,450.00     | 109,679.96                                 |  | County Library Taxes                       |  |
| Human Resources                        |              | 3,292,066.29                               |  | Local Municipal Purpose Taxes              |  |
| Elections                              | 6,175.00     | 110,000.00                                 |  | Veteran & Senior Citizen Taxes             |  |
| General Administration (other)         | 37,000.00    | 3,402,066.29                               |  | Total Taxes for Rate Computation           |  |
| JUDICIARY                              |              | REVENUES TOTAL                             |  | 3.69                                       |  |
| Municipal Courts                       | 11,910.00    | 1969 REAL PROPERTY VALUATIONS              |  | Special District Taxes                     |  |
| PUBLIC SAFETY                          |              | Code Class # of Parcels %VAL'N             |  | Bank Stock Taxes                           |  |
| Fire Protection                        | 85,140.00    | 1 Vacant Land 194 .79                      |  | Added and Omitted Taxes                    |  |
| Police Protection                      | 241,899.00   | 2 Residential 3840 62.92                   |  | Total Taxes Levied - ABSTRACT              |  |
| Civil Defense & Disaster Control       | 3,550.00     | 3 Farm 351 14.19                           |  | TOTAL TAXES BILLED                         |  |
| Environmental Inspection & Control     |              | 4a Commercial 351 14.19                    |  | 1969 TAXES COLLECTED                       |  |
| Other Public Safety                    |              | 4b Industrial 37 22.10                     |  | 1969 Taxes Cancelled, Abated or Adjusted   |  |
| PUBLIC WORKS                           |              | 4c Apartments 37 22.10                     |  | Transfer to Tax Title Liens or Foreclosed  |  |
| Streets and Drainage                   | 175,450.00   | Total 4422 100.00                          |  | Balance Outstanding Dec. 31, 1969          |  |
| Sewers and Sewage Processing           |              | CAPITAL DEBT AUTHORIZED, DECEMBER 31, 1969 |  | PRIOR YEARS TAXES OUTSTANDING              |  |
| Garbage and Trash Disposal             | 18,800.00    | ISSUED AND UNISSUED                        |  | Balance January 1, 1969                    |  |
| Public Buildings and Grounds           | 12,610.00    | GROSS DEBT                                 |  | Collected in 1969                          |  |
| Other Public Works                     |              | NET DEBT                                   |  | Cancelled, Abated or Adjusted (1969)       |  |
| HEALTH and WELFARE                     |              | SCHOOL                                     |  | Transfers to Tax Title Liens or Foreclosed |  |
| Health Services Except Environmental   | 5,420.00     | Self-Liquidating                           |  | Balance December 31, 1969                  |  |
| Welfare-Public Assistance              | 3,740.00     | Other                                      |  | TAX TITLE LIENS OUTSTANDING                |  |
| Hospitals, Clinics, First Aid          |              | Total                                      |  | Balance January 1, 1969                    |  |
| Animal, Insect, & Rodent Control       |              | ISSUED AND OUTSTANDING                     |  | Transfers From Taxes                       |  |
| Other Welfare Services                 |              | SCHOOL                                     |  | Redeemed in 1969                           |  |
| RECREATION and CONSERVATION            |              | Self-Liquidating                           |  | Cancelled, Abated or Adjusted (1969)       |  |
| Beaches and Boardwalks                 | 32,130.00    | Other                                      |  | Transfers to Foreclosed Property           |  |
| Parks, Playgrounds, Shade Trees        |              | Total                                      |  | Balance December 31, 1969                  |  |
| Land Reclamation & Conservation        | 75.00        | EQUALIZED VALUATION BASIS                  |  | PROPERTY ACQUIRED BY DEED OR               |  |
| Other Recreational Services            |              | FOR NET DEBT COMPUTATION                   |  | FORECLOSURE                                |  |
| EDUCATION (excluding schools)          |              | 1969 CAPITAL OUTLAY                        |  | Balance January 1, 1969                    |  |
| Libraries                              | 46,850.00    | Beaches and Boardwalks                     |  | Transfers From Taxes or Liens              |  |
| Other Educational Services             | 2,500.00     | Parks and Playgrounds                      |  | Sale for Cash (1969)                       |  |
| STATUTORY EXPENDITURES                 |              | Public Buildings and Grounds               |  | Cancelled, Abated or Adjusted (1969)       |  |
| Pensions & F.I.C.A.                    | 71,886.73    | Vehicular Equipment                        |  | Balance December 31, 1969                  |  |
| Employee Fringe Benefits               | 5,500.00     | Streets, Roads, Sidewalks, Storm Sewers    |  | CURRENT FINANCES DECEMBER 31, 1969         |  |
| Other Statutory Expenditures           |              | Sewer System                               |  | ASSETS                                     |  |
| MUNICIPAL FUNCTIONS                    |              | Water Service                              |  | Cash Dec. 31, 1969                         |  |
| CAPITAL IMPROVEMENTS                   |              | Other Utilities                            |  | Taxes Receivable                           |  |
| DEBT SERVICE                           |              | Hospitals and Clinics                      |  | Tax Title Liens                            |  |
| Principal Payments                     | 35,000.00    | Garbage and Trash Disposal Facilities      |  | Foreclosed Property                        |  |
| Interest Payments                      | 11,541.08    | Health Equipment                           |  | Emergencies & Other Deferred Charges       |  |
| DEFERRED CHARGES                       |              | Library and Education Facilities           |  | State Aid Receivable                       |  |
| SCHOOL, COUNTY, SPECIAL DISTRICT TAXES |              | Conservation and Recreation                |  | Other Receivables                          |  |
| RESERVE FOR UNCOLLECTED TAXES          |              | Other Expenditures                         |  | Total                                      |  |
| EXPENDITURES                           |              | TOTAL                                      |  | LIABILITIES                                |  |
| TOTAL                                  | 3,475,722.09 | TOTAL                                      |  | Cash Liabilities                           |  |
|  |              |  |  | Reserves for Receivables                   |  |
|  |              |  |  | Surplus Dec. 31, 1969                      |  |
|  |              |  |  | Total                                      |  |



1309  
Population 1960 2,177  
Population 1969 4,690  
  
Moody Rating  
Land Area 31.60 Sq. Miles

COLTS NECK TWP - MONMOUTH COUNTY  
Net Valuation Taxable 57,969,400  
State Equalized Value 64,568,278  
Net Valuation on Which County Taxes are apportioned: 64,284,956  
State Equalization Ratio .8978  
General Tax Rate Per \$100. 2.93  
State Equalized General Tax Rate: 2.63

PER CAPITA:  
Gross Debt 1,063.99  
Net Debt 190.50  
Debt Service 5.54  
Total Tax Levy 367.87  
Municipal Expenditures 97.11

PER CENT:  
Gross Debt 8.53  
Net Debt 1.53  
Tax Levy Collected 96.75  
Tax Levy Cancelled, Abated or Adjusted

| 1969 EXPENDITURES                      |                           | 1969 REVENUES                         |                           | 1969 PROPERTY TAX                               |                   |
|--|---------------------------|---------------------------------------|---------------------------|---|-------------------|
| <b>GENERAL GOVERNMENT</b>              |                           | 1969 — Property Taxes Collected       |                           | <b>STATE EQUALIZED TAX RATE</b>                 |                   |
| Governing Body & Public Boards         |                           | 1969 Payments in Lieu of Taxes        | 1,668,768.15              | Local District School Taxes                     | 1.43 925,070.00   |
| Municipal Clerk                        |                           | Delinquent Tax & Lien Collections     | 36,103.38                 | Regional & Consolidated School Tax              | .55 355,517.27    |
| Financial Administration               | 21,784.04                 | Business Personalty Replacement Taxes | 16,688.00                 | School Taxes in Municipal Budget                |                   |
| Assessment of Taxes                    | 5,000.00                  | Taxes from Public Utilities           | 247,274.40                | County Taxes                                    | .59 382,314.76    |
| Collection of Taxes                    | 3,100.00                  | Other Miscellaneous Tax Revenues      |                           | County Library Taxes                            | .02 14,321.93     |
| Planning, Housing & Development        | 7,880.72                  | State Aid Revenues                    | 17,959.54                 | Local Municipal Purpose Taxes                   |                   |
| Human Resources                        |                           | Federal Aid Revenues                  |                           | Veteran & Senior Citizen Taxes                  | .03 21,250.00     |
| Elections                              | 1,804.45                  | Sale of Acquired Property             |                           | Total Taxes for Rate Computation                | 2.62 1,698,473.96 |
| General Administration (other)         | 24,222.74                 | Other Miscellaneous Revenues          | 70,752.57                 | Special District Taxes                          |                   |
| <b>JUDICIARY</b>                       |                           | 1969 Revenues                         | 2,057,546.04              | Bank Stock Taxes                                | 475.51            |
| Municipal Courts                       | 4,500.00                  | Prior Years Surplus Appropriated      | 125,000.00                | Added and Omitted Taxes                         | 47,604.82         |
| <b>PUBLIC SAFETY</b>                   |                           | <b>REVENUES</b>                       | <b>TOTAL</b> 2,182,546.04 | Total Taxes Levied - ABSTRACT                   | 1,725,304.29      |
| Fire Protection                        | 9,000.00                  |                                       |                           | <b>TOTAL TAXES BILLED</b>                       | 1,724,828.78      |
| Police Protection                      | 6,644.41                  |                                       |                           | <b>1969 TAXES COLLECTED</b>                     | 1,668,768.15      |
| Civil Defense & Disaster Control       |                           |                                       |                           | 1969 Taxes Cancelled, Abated or Adjusted        |                   |
| Environmental Inspection & Control     | 2,200.00                  |                                       |                           | Transfer to Tax Title Liens or Foreclosed       | 504.70            |
| Other Public Safety                    |                           |                                       |                           | Balance Outstanding Dec. 31, 1969               | 55,555.93         |
| <b>PUBLIC WORKS</b>                    |                           |                                       |                           | <b>PRIOR YEARS TAXES OUTSTANDING</b>            |                   |
| Streets and Drainage                   | 101,591.26                |                                       |                           | Balance January 1, 1969                         | 34,937.54         |
| Sewers and Sewage Processing           |                           |                                       |                           | Collected in 1969                               | 33,039.92         |
| Garbage and Trash Disposal             | 2,027.00                  |                                       |                           | Cancelled, Abated or Adjusted (1969)            |                   |
| Public Buildings and Grounds           | 9,800.00                  |                                       |                           | Transfers to Tax Title Liens or Foreclosed      |                   |
| Other Public Works                     |                           |                                       |                           | Balance December 31, 1969                       | 1,897.62          |
| <b>HEALTH and WELFARE</b>              |                           |                                       |                           | <b>TAX TITLE LIENS OUTSTANDING</b>              |                   |
| Health Services Except Environmental   | 4,724.00                  |                                       |                           | Balance January 1, 1969                         | 2,558.76          |
| Welfare-Public Assistance              | 1,800.00                  |                                       |                           | Transfers From Taxes                            | 504.70            |
| Hospitals, Clinics, First Aid          | 3,000.00                  |                                       |                           | Redeemed in 1969                                | 3,063.46          |
| Animal, Insect, & Rodent Control       |                           |                                       |                           | Cancelled, Abated or Adjusted (1969)            |                   |
| Other Welfare Services                 |                           |                                       |                           | Transfers to Foreclosed Property                |                   |
| <b>RECREATION and CONSERVATION</b>     |                           |                                       |                           | Balance December 31, 1969                       |                   |
| Beaches and Boardwalks                 |                           |                                       |                           | <b>PROPERTY ACQUIRED BY DEED OR FORECLOSURE</b> |                   |
| Parks, Playgrounds, Shade Trees        |                           |                                       |                           | Balance January 1, 1969                         |                   |
| Land Reclamation & Conservation        |                           |                                       |                           | Transfers From Taxes or Liens                   |                   |
| Other Recreational Services            | 3,542.56                  |                                       |                           | Sale for Cash (1969)                            |                   |
| <b>EDUCATION (excluding schools)</b>   |                           |                                       |                           | Cancelled, Abated or Adjusted (1969)            |                   |
| Libraries                              |                           |                                       |                           | Balance December 31, 1969                       |                   |
| Other Educational Services             | 50,000.00                 |                                       |                           | <b>CURRENT FINANCES DECEMBER 31, 1969</b>       |                   |
| <b>STATUTORY EXPENDITURES</b>          |                           |                                       |                           | <b>ASSETS</b>                                   |                   |
| Pensions & F.I.C.A.                    | 5,612.82                  |                                       |                           | Cash Dec. 31, 1969                              | 897,153.11        |
| Employee Fringe Benefits               |                           |                                       |                           | Taxes Receivable                                | 57,453.55         |
| Other Statutory Expenditures           |                           |                                       |                           | Tax Title Liens                                 |                   |
| <b>MUNICIPAL FUNCTIONS</b>             |                           |                                       |                           | Foreclosed Property                             |                   |
| <b>CAPITAL IMPROVEMENTS</b>            |                           |                                       |                           | Emergencies & Other Deferred Charges            | 4,400.00          |
| <b>DEBT SERVICE</b>                    |                           |                                       |                           | State Aid Receivable                            | 28,344.00         |
| Principal Payments                     | 20,000.00                 |                                       |                           | Other Receivables                               | 10,751.09         |
| Interest Payments                      | 6,000.00                  |                                       |                           | Total   | 998,101.75        |
| <b>DEFERRED CHARGES</b>                |                           |                                       |                           | <b>LIABILITIES</b>                              |                   |
| SCHOOL, COUNTY, SPECIAL DISTRICT TAXES | 21,505.46                 |                                       |                           | Cash Liabilities                                | 698,083.87        |
| RESERVE FOR UNCOLLECTED TAXES          | 1,677,223.96              |                                       |                           | Reserves for Receivables                        | 68,204.64         |
|  | 66,208.08                 |                                       |                           | Surplus Dec. 31, 1969                           | 231,813.24        |
| <b>EXPENDITURES</b>                    | <b>TOTAL</b> 2,132,671.50 |                                       |                           | Total   | 998,101.75        |

0602  
 Population 1960 3,244  
 Population 1969 3,960  
 Moody Rating  
 Land Area 34.00 Sq Miles

COMMERCIAL TWP - CUMBERLAND COUNTY  
 Net Valuation Taxable 3,094,613  
 State Equalized Value 11,253,138 General Tax Rate Per \$100. 15.60  
 Net Valuation on Which County Taxes are apportioned: 12,600,210 State Equalized General Tax Rate: 4.29  
 State Equalization Ratio .2750

PER CAPITA:  
 Gross Debt 111.11  
 Net Debt 31.49  
 Debt Service  
 Total Tax Levy 125.98  
 Municipal Expenditures 54.88

PER CENT:  
 Gross Debt 4.19  
 Net Debt 1.19  
 Tax Levy Collected 84.33  
 Tax Levy Cancelled, Abated or Adjusted .43

| 1969 EXPENDITURES                      |                   | 1969 REVENUES                                     |  | 1969 PROPERTY TAX                               |  |
|--|-------------------|---|--|---|--|
| <b>GENERAL GOVERNMENT</b>              |                   | 1969 — Property Taxes Collected                   |  | STATE EQUALIZED TAX RATE                        |  |
| Governing Body & Public Boards         |                   | 421,134.82  |  | 2.67  |  |
| Municipal Clerk                        |                   | 1969 Payments in Lieu of Taxes                    |  | Local District School Taxes                     |  |
| Financial Administration               | 5,750.00          | 51,761.56   |  | Regional & Consolidated School Tax              |  |
| Assessment of Taxes                    | 4,500.00          | Delinquent Tax & Lien Collections                 |  | School Taxes in Municipal Budget                |  |
| Collection of Taxes                    | 7,800.00          | 32,778.00   |  | County Taxes                                    |  |
| Planning, Housing & Development        |                   | Business Personalty Replacement Taxes             |  | County Library Taxes                            |  |
| Human Resources                        |                   | Taxes from Public Utilities                       |  | Local Municipal Purpose Taxes                   |  |
| Elections                              | 1,900.00          | Other Miscellaneous Tax Revenues                  |  | Veteran & Senior Citizen Taxes                  |  |
| General Administration (other)         | 16,200.00         | State Aid Revenues                                |  | Total Taxes for Rate Computation                |  |
| <b>JUDICIARY</b>                       |                   | Federal Aid Revenues                              |  | Special District Taxes                          |  |
| Municipal Courts                       | 3,400.00          | Sale of Acquired Property                         |  | Bank Stock Taxes                                |  |
| <b>PUBLIC SAFETY</b>                   |                   | Other Miscellaneous Revenues                      |  | Added and Omitted Taxes                         |  |
| Fire Protection                        |                   | 1969 Revenues                                     |  | Total Taxes Levied - ABSTRACT                   |  |
| Police Protection                      | 2,000.00          | Prior Years Surplus Appropriated                  |  | TOTAL TAXES BILLED                              |  |
| Civil Defense & Disaster Control       | 500.00            | REVENUES  |  | 1969 TAXES COLLECTED                            |  |
| Environmental Inspection & Control     | 2,100.00          | 1969 REAL PROPERTY VALUATIONS                     |  | 1969 Taxes Cancelled, Abated or Adjusted        |  |
| Other Public Safety                    |                   | Code Class # of Parcels %VAL'N ASSESSED VALUATION |  | Transfer to Tax Title Liens or Foreclosed       |  |
| <b>PUBLIC WORKS</b>                    |                   | 1 Vacant Land 1549 10.62 310,614.00               |  | Balance Outstanding Dec. 31, 1969               |  |
| Streets and Drainage                   | 30,200.00         | 2 Residential 1287 70.65 2,066,134.00             |  | <b>PRIOR YEARS TAXES OUTSTANDING</b>            |  |
| Sewers and Sewage Processing           | 6,000.00          | 3 Farm 161 6.02 176,140.00                        |  | Balance January 1, 1969                         |  |
| Garbage and Trash Disposal             | 10,000.00         | 4a Commercial 76 4.97 145,225.00                  |  | Collected in 1969                               |  |
| Public Buildings and Grounds           | 6,500.00          | 4b Industrial 27 6.78 198,310.00                  |  | Cancelled, Abated or Adjusted (1969)            |  |
| Other Public Works                     |                   | 4c Apartments 4 .96 28,000.00                     |  | Transfers to Tax Title Liens or Foreclosed      |  |
| <b>HEALTH and WELFARE</b>              |                   | Total 3104 100.00 2,924,423.00                    |  | Balance December 31, 1969                       |  |
| Health Services Except Environmental   | 6,200.00          | <b>CAPITAL DEBT AUTHORIZED, DECEMBER 31, 1969</b> |  | TAX TITLE LIENS OUTSTANDING                     |  |
| Welfare-Public Assistance              | 2,500.00          | ISSUED AND UNISSUED GROSS DEBT NET DEBT           |  | Balance January 1, 1969                         |  |
| Hospitals, Clinics, First Aid          |                   | School 440,000 124,703                            |  | Transfers From Taxes                            |  |
| Animal, Insect, & Rodent Control       | 6,500.00          | Self-liquidating                                  |  | Redeemed in 1969                                |  |
| Other Welfare Services                 |                   | Other   |  | Cancelled, Abated or Adjusted (1969)            |  |
| <b>RECREATION and CONSERVATION</b>     |                   | Total 440,000 124,703                             |  | Transfers to Foreclosed Property                |  |
| Beaches and Boardwalks                 |                   | <b>ISSUED AND OUTSTANDING</b>                     |  | Balance December 31, 1969                       |  |
| Parks, Playgrounds, Shade Trees        | 1,500.00          | School  |  | <b>PROPERTY ACQUIRED BY DEED OR FORECLOSURE</b> |  |
| Land Reclamation & Conservation        |                   | Self-Liquidating                                  |  | Balance January 1, 1969                         |  |
| Other Recreational Services            | 2,000.00          | Other   |  | Transfers From Taxes or Liens                   |  |
| <b>EDUCATION (excluding schools)</b>   |                   | Total   |  | Sale for Cash (1969)                            |  |
| Libraries                              | 3,000.00          | <b>EQUALIZED VALUATION BASIS</b>                  |  | Cancelled, Abated or Adjusted (1969)            |  |
| Other Educational Services             |                   | FOR NET DEBT COMPUTATION                          |  | Balance December 31, 1969                       |  |
| <b>STATUTORY EXPENDITURES</b>          |                   | 1969 CAPITAL OUTLAY                               |  | <b>CURRENT FINANCES DECEMBER 31, 1969</b>       |  |
| Pensions & F.I.C.A.                    | 1,400.00          | Beaches and Boardwalks                            |  | <b>ASSETS</b>                                   |  |
| Employee Fringe Benefits               |                   | Parks and Playgrounds                             |  | Cash Dec. 31, 1969                              |  |
| Other Statutory Expenditures           |                   | Public Buildings and Grounds                      |  | Taxes Receivable                                |  |
| <b>MUNICIPAL FUNCTIONS</b>             |                   | Vehicular Equipment                               |  | Tax Title Liens                                 |  |
| <b>CAPITAL IMPROVEMENTS</b>            |                   | Streets, Roads, Sidewalks, Storm Sewers           |  | Foreclosed Property                             |  |
| <b>DEBT SERVICE</b>                    |                   | Sewer System                                      |  | Emergencies & Other Deferred Charges            |  |
| Principal Payments                     |                   | Water Service                                     |  | State Aid Receivable                            |  |
| Interest Payments                      |                   | Other Utilities                                   |  | Other Receivables                               |  |
| <b>DEFERRED CHARGES</b>                |                   | Hospitals and Clinics                             |  | Total   |  |
| SCHOOL, COUNTY, SPECIAL DISTRICT TAXES | 9,000.00          | Garbage and Trash Disposal Facilities             |  | <b>LIABILITIES</b>                              |  |
| RESERVE FOR UNCOLLECTED TAXES          | 465,724.42        | Health Equipment                                  |  | Cash Liabilities                                |  |
|  | 84,362.80         | Library and Education Facilities                  |  | Reserves for Receivables                        |  |
|  |                   | Conservation and Recreation                       |  | Surplus Dec. 31, 1969                           |  |
| <b>EXPENDITURES</b>                    |                   | Other Expenditures                                |  | Total   |  |
| <b>TOTAL</b>                           | <b>683,037.22</b> |   |  |   |  |

C106  
Population 1960 271  
Population 1969 280  
  
Moody Rating  
Land Area 8.92 Sq. Miles

CORBIN CITY - ATLANTIC COUNTY  
Net Valuation Taxable 531,180  
State Equalized Value 1,178,828 General Tax Rate Per \$100. 6.93  
Net Valuation on Which County Taxes are apportioned: 1,132,752 State Equalized  
State Equalization Ratio .4506 General Tax Rate: 3.12

PER CAPITA:  
Gross Debt  
Net Debt  
Debt Service  
Total Tax Levy 125.16  
Municipal Expenditures 89.56

PER CENT:  
Gross Debt  
Net Debt  
Tax Levy Collected 85.32  
Tax Levy Cancelled, Abated or Adjusted

| 1969 EXPENDITURES                             |                  | 1969 REVENUES                                     |                           | 1969 PROPERTY TAX                          |                  |
|---|------------------|---|---------------------------|--|------------------|
| <b>GENERAL GOVERNMENT</b>                     |                  | 1969 — Property Taxes Collected                   |                           | <b>STATE EQUALIZED TAX RATE</b>            |                  |
| Governing Body & Public Boards                |                  |   | 29,898.00                 | Local District School Taxes                | 2.08 24,515.00   |
| Municipal Clerk                               |                  | 1969 Payments in Lieu of Taxes                    |                           | Regional & Consolidated School Tax         |                  |
| Financial Administration                      | 725.00           | Delinquent Tax & Lien Collections                 | 4,204.14                  | School Taxes in Municipal Budget           |                  |
| Assessment of Taxes                           | 600.00           | Business Personalty Replacement Taxes             | 1,158.00                  | County Taxes                               | .82 9,686.26     |
| Collection of Taxes                           | 2,000.00         | Taxes from Public Utilities                       | 6,524.56                  | County Library Taxes                       | .01 77.08        |
| Planning, Housing & Development               | 525.00           | Other Miscellaneous Tax Revenues                  |                           | Local Municipal Purpose Taxes              | 31.61            |
| Human Resources                               |                  | State Aid Revenues                                | 4,536.87                  | Veteran & Senior Citizen Taxes             | .21 2,490.00     |
| Elections                                     |                  | Federal Aid Revenues                              |                           | Total Taxes for Rate Computation           | 3.12 36,799.95   |
| General Administration (other)                | 3,200.00         | Sale of Acquired Property                         |                           | Special District Taxes                     |                  |
| <b>JUDICIARY</b>                              |                  | Other Miscellaneous Revenues                      | 3,364.92                  | Bank Stock Taxes                           |                  |
| Municipal Courts                              | 967.00           | 1969 Revenues                                     | 49,686.49                 | Added and Omitted Taxes                    | 734.02           |
| <b>PUBLIC SAFETY</b>                          |                  | Prior Years Surplus Appropriated                  | 11,600.00                 | Total Taxes Levied - ABSTRACT              | 35,043.97        |
| Fire Protection                               | 250.00           | <b>REVENUES</b>                                   | <b>TOTAL</b>              | <b>TOTAL TAXES BILLED</b>                  | <b>35,043.97</b> |
| Police Protection                             | 60.00            |   | 61,286.49                 | <b>1969 TAXES COLLECTED</b>                | <b>29,898.00</b> |
| Civil Defense & Disaster Control              | 50.00            | <b>1969 REAL PROPERTY VALUATIONS</b>              |                           | 1969 Taxes Cancelled, Abated or Adjusted   |                  |
| Environmental Inspection & Control            |                  | Code Class # of Parcels %VAL'N                    | <b>ASSESSED VALUATION</b> | Transfer to Tax Title Liens or Foreclosed  |                  |
| Other Public Safety                           |                  | 1 Vacant Land 219 6.63                            | 34,355.00                 | Balance Outstanding Dec. 31, 1969          |                  |
| <b>PUBLIC WORKS</b>                           |                  | 2 Residential 102 68.40                           | 354,545.00                | <b>PRIOR YEARS TAXES OUTSTANDING</b>       |                  |
| Streets and Drainage                          | 2,752.77         | 3 Farm 12 10.51                                   | 54,490.00                 | Balance January 1, 1969                    | 4,964.82         |
| Sewers and Sewage Processing                  |                  | 4a Commercial 8 11.66                             | 60,445.00                 | Collected in 1969                          | 4,182.41         |
| Garbage and Trash Disposal                    | 1,475.00         | 4b Industrial 1 2.79                              | 14,470.00                 | Cancelled, Abated or Adjusted (1969)       |                  |
| Public Buildings and Grounds                  | 1,400.00         | 4c Apartments                                     |                           | Transfers to Tax Title Liens or Foreclosed |                  |
| Other Public Works                            |                  | Total 348 99.99                                   | 518,305.00                | Balance December 31, 1969                  | 782.41           |
| <b>HEALTH and WELFARE</b>                     |                  | <b>CAPITAL DEBT AUTHORIZED, DECEMBER 31, 1969</b> |                           | <b>TAX TITLE LIENS OUTSTANDING</b>         |                  |
| Health Services Except Environmental          | 350.00           | ISSUED AND UNISSUED                               | GROSS DEBT                | Balance January 1, 1969                    | 24,010.45        |
| Welfare-Public Assistance                     | 100.00           | School  | NET DEBT                  | Transfers From Taxes                       |                  |
| Hospitals, Clinics, First Aid                 |                  | Self-liquidating                                  |                           | Redeemed in 1969                           | 21.73            |
| Animal, Insect, & Rodent Control              |                  | Other   |                           | Cancelled, Abated or Adjusted (1969)       |                  |
| Other Welfare Services                        |                  | Total   |                           | Transfers to Foreclosed Property           |                  |
| <b>RECREATION and CONSERVATION</b>            |                  | <b>ISSUED AND OUTSTANDING</b>                     |                           | Balance December 31, 1969                  | 23,988.72        |
| Beaches and Boardwalks                        |                  | School  |                           | <b>PROPERTY ACQUIRED BY DEED OR</b>        |                  |
| Parks, Playgrounds, Shade Trees               |                  | Self-Liquidating                                  |                           | <b>FORECLOSURE</b>                         |                  |
| Land Reclamation & Conservation               |                  | Other   |                           | Balance January 1, 1969                    | 1,810.00         |
| Other Recreational Services                   |                  | Total   |                           | Transfers From Taxes or Liens              |                  |
| <b>EDUCATION (excluding schools)</b>          |                  | <b>EQUALIZED VALUATION BASIS</b>                  |                           | Sale for Cash (1969)                       |                  |
| Libraries                                     |                  | <b>FOR NET DEBT COMPUTATION</b>                   |                           | Cancelled, Abated or Adjusted (1969)       |                  |
| Other Educational Services                    |                  | <b>1,054,318.00</b>                               |                           | Balance December 31, 1969                  | 1,810.00         |
| <b>STATUTORY EXPENDITURES</b>                 |                  | <b>1969 CAPITAL OUTLAY</b>                        |                           | <b>CURRENT FINANCES DECEMBER 31, 1969</b>  |                  |
| Pensions & F.I.C.A.                           | 115.00           | <b>TOTAL</b>                                      |                           | <b>ASSETS</b>                              |                  |
| Employee Fringe Benefits                      | 25.00            | Beaches and Boardwalks                            | 2,222.22                  | Cash Dec. 31, 1969                         | 31,206.69        |
| Other Statutory Expenditures                  |                  | Parks and Playgrounds                             |                           | Taxes Receivable                           | 5,928.38         |
| <b>MUNICIPAL FUNCTIONS</b>                    |                  | Public Buildings and Grounds                      |                           | Tax Title Liens                            | 23,988.72        |
| <b>CAPITAL IMPROVEMENTS</b>                   |                  | Vehicular Equipment                               |                           | Foreclosed Property                        | 1,810.00         |
| <b>DEBT SERVICE</b>                           |                  | Streets, Roads, Sidewalks, Storm Sewers           | 2,222.22                  | Emergencies & Other Deferred Charges       |                  |
| Principal Payments                            |                  | Sewer System                                      |                           | State Aid Receivable                       | 5,962.36         |
| Interest Payments                             |                  | Water Service                                     |                           | Other Receivables                          | .54              |
| <b>DEFERRED CHARGES</b>                       |                  | Other Utilities                                   |                           | Total                                      | 68,896.69        |
| <b>SCHOOL, COUNTY, SPECIAL DISTRICT TAXES</b> |                  | Hospitals and Clinics                             |                           | <b>LIABILITIES</b>                         |                  |
| <b>RESERVE FOR UNCOLLECTED TAXES</b>          |                  | Garbage and Trash Disposal Facilities             |                           | Cash Liabilities                           | 13,076.76        |
|   |                  | Health Equipment                                  |                           | Reserves for Receivables                   | 31,727.64        |
|   |                  | Library and Education Facilities                  |                           | Surplus Dec. 31, 1969                      | 24,092.29        |
|   |                  | Conservation and Recreation                       |                           | Total                                      | 68,896.69        |
| <b>EXPENDITURES</b>                           |                  | Other Expenditures                                |                           |  |                  |
| <b>TOTAL</b>                                  | <b>59,354.82</b> |   |                           |  |                  |

1202  
Population 1960 2,001  
Population 1969 2,550  
  
Moody Rating  
Land Area 13.10 Sq. Miles

CRANBURY TWP - MIDDLESEX COUNTY  
Net Valuation Taxable 16,743,762  
State Equalized Value 33,103,523 General Tax Rate Per \$100. 5.44  
Net Valuation on Which County Taxes  
are apportioned: 37,875,221 State Equalized  
State Equalization Ratio .5058 General Tax Rate: 2.75

PER CAPITA:  
Gross Debt 416.08  
Net Debt 9.80  
Debt Service  
Total Tax Levy 355.90  
Municipal Expenditures 144.95

PER CENT:  
Gross Debt 2.70  
Net Debt .06  
Tax Levy Collected 97.98  
Tax Levy Cancelled, Abated  
or Adjusted .11

| 1969 EXPENDITURES                      |              | 1969 REVENUES                              |              | 1969 PROPERTY TAX                          |                 |
|--|--------------|--|--------------|--|-----------------|
| GENERAL GOVERNMENT                     |              | 1969 — Property Taxes Collected 889,909.00 |              | STATE EQUALIZED TAX RATE 1.75              |                 |
| Governing Body & Public Boards         |              | 1969 Payments in Lieu of Taxes             |              | Local District School Taxes                | 578,921.00      |
| Municipal Clerk                        |              | Delinquent Tax & Lien Collections          | 52,920.12    | Regional & Consolidated School Tax         |                 |
| Financial Administration               | 8,950.00     | Business Personalty Replacement Taxes      | 66,218.00    | School Taxes in Municipal Budget           |                 |
| Assessment of Taxes                    | 6,500.00     | Taxes from Public Utilities                | 58,920.95    | County Taxes                               | 195,827.90      |
| Collection of Taxes                    | 4,200.00     | Other Miscellaneous Tax Revenues           | 21,497.42    | County Library Taxes                       |                 |
| Planning, Housing & Development        | 7,980.00     | State Aid Revenues                         |              | Local Municipal Purpose Taxes              | 125,429.06      |
| Human Resources                        |              | Federal Aid Revenues                       |              | Veteran & Senior Citizen Taxes             | 9,990.00        |
| Elections                              | 600.00       | Sale of Acquired Property                  | 22,309.95    | Total Taxes for Rate Computation           | 2.75 910,167.96 |
| General Administration (other)         | 23,800.00    | Other Miscellaneous Revenues               |              | Special District Taxes                     |                 |
| JUDICIARY                              |              | 1969 Revenues                              | 1,111,775.44 | Bank Stock Taxes                           | 5,264.94        |
| Municipal Courts                       | 9,700.00     | Prior Years Surplus Appropriated           | 50,000.00    | Added and Omitted Taxes                    | 2,098.22        |
| PUBLIC SAFETY                          |              | REVENUES                                   | 1,161,775.44 | Total Taxes Levied - ABSTRACT              | 907,541.12      |
| Fire Protection                        | 14,800.00    |  |              | TOTAL TAXES BILLED                         | 908,233.82      |
| Police Protection                      | 49,700.00    |  |              | 1969 TAXES COLLECTED                       | 889,909.00      |
| Civil Defense & Disaster Control       | 100.00       |  |              | 1969 Taxes Cancelled, Abated or Adjusted   | 975.02          |
| Environmental Inspection & Control     | 1,800.00     |  |              | Transfer to Tax Title Liens or Foreclosed  | 108.80          |
| Other Public Safety                    |              |  |              | Balance Outstanding Dec. 31, 1969          | 17,241.00       |
| PUBLIC WORKS                           |              |  |              | PRIOR YEARS TAXES OUTSTANDING              |                 |
| Streets and Drainage                   | 44,700.00    |  |              | Balance January 1, 1969                    | 54,531.71       |
| Sewers and Sewage Processing           |              |  |              | Collected in 1969                          | 52,920.12       |
| Garbage and Trash Disposal             | 21,500.00    |  |              | Cancelled, Abated or Adjusted (1969)       | 1,410.24        |
| Public Buildings and Grounds           | 6,250.00     |  |              | Transfers to Tax Title Liens or Foreclosed | 160.95          |
| Other Public Works                     |              |  |              | Balance December 31, 1969                  | 40.40           |
| HEALTH and WELFARE                     |              |  |              | TAX TITLE LIENS OUTSTANDING                |                 |
| Health Services Except Environmental   | 5,350.00     |  |              | Balance January 1, 1969                    |                 |
| Welfare-Public Assistance              | 4,200.00     |  |              | Transfers From Taxes                       | 354.68          |
| Hospitals, Clinics, First Aid          | 1,500.00     |  |              | Redeemed in 1969                           |                 |
| Animal, Insect, & Rodent Control       | 650.00       |  |              | Cancelled, Abated or Adjusted (1969)       |                 |
| Other Welfare Services                 |              |  |              | Transfers to Foreclosed Property           |                 |
| RECREATION and CONSERVATION            |              |  |              | Balance December 31, 1969                  | 354.68          |
| Beaches and Boardwalks                 |              |  |              | PROPERTY ACQUIRED BY DEED OR               |                 |
| Parks, Playgrounds, Shade Trees        | 15,020.00    |  |              | FORECLOSURE                                |                 |
| Land Reclamation & Conservation        |              |  |              | Balance January 1, 1969                    |                 |
| Other Recreational Services            | 1,500.00     |  |              | Transfers From Taxes or Liens              |                 |
| EDUCATION (excluding schools)          |              |  |              | Sale for Cash (1969)                       |                 |
| Libraries                              | 10,975.00    |  |              | Cancelled, Abated or Adjusted (1969)       |                 |
| Other Educational Services             |              |  |              | Balance December 31, 1969                  |                 |
| STATUTORY EXPENDITURES                 |              |  |              | CURRENT FINANCES DECEMBER 31, 1969         |                 |
| Pensions & F.I.C.A.                    | 5,200.87     |  |              | ASSETS                                     |                 |
| Employee Fringe Benefits               | 2,950.00     |  |              | Cash Dec. 31, 1969                         | 207,272.24      |
| Other Statutory Expenditures           |              |  |              | Taxes Receivable                           | 17,281.40       |
| MUNICIPAL FUNCTIONS                    |              |  |              | Tax Title Liens                            | 354.68          |
| CAPITAL IMPROVEMENTS                   |              |  |              | Foreclosed Property                        |                 |
| DEBT SERVICE                           |              |  |              | Emergencies & Other Deferred Charges       | 105.65          |
| Principal Payments                     |              |  |              | State Aid Receivable                       | 13,500.00       |
| Interest Payments                      |              |  |              | Other Receivables                          | 563.50          |
|  |              |  |              | Total                                      | 239,077.47      |
| DEFERRED CHARGES                       | 284.13       |  |              | LIABILITIES                                |                 |
| SCHOOL, COUNTY, SPECIAL DISTRICT TAXES | 774,748.90   |  |              | Cash Liabilities                           | 89,535.64       |
| RESERVE FOR UNCOLLECTED TAXES          | 60,000.00    |  |              | Reserves for Receivables                   | 18,199.58       |
|  |              |  |              | Surplus Dec. 31, 1969                      | 131,342.25      |
| EXPENDITURES                           |              |  |              | Total                                      | 239,077.47      |
| TOTAL                                  | 1,144,358.90 |  |              |  |                 |

2003  
Population 1960 26,424  
Population 1969 29,070  
S & P Rating A  
Moody Rating A  
Land Area 4.90 Sq. Miles

CRANFORD TWP - UNION COUNTY  
Net Valuation Taxable 99,803,800  
State Equalized Value 222,230,683  
Net Valuation on Which County Taxes are apportioned: 227,625,883  
State Equalization Ratio .4491  
General Tax Rate Per \$100. 6.79  
State Equalized General Tax Rate: 3.04

PER CAPITA:  
Gross Debt 236.74  
Net Debt 25.21  
Debt Service 2.61  
Total Tax Levy 230.16  
Municipal Expenditures 98.45  
PER CENT:  
Gross Debt 3.26  
Net Debt .35  
Tax Levy Collected 98.18  
Tax Levy Cancelled, Abated or Adjusted .23

| 1969 EXPENDITURES                      |                     | 1969 REVENUES                         |                           | 1969 PROPERTY TAX                          |                     |
|--|---------------------|---------------------------------------|---------------------------|--|---------------------|
| <b>GENERAL GOVERNMENT</b>              |                     | 1969 — Property Taxes Collected       |                           | <b>STATE EQUALIZED TAX RATE</b>            |                     |
| Governing Body & Public Boards         |                     |                                       | 6,571,677.76              | Local District School Taxes                | 2.09 4,643,455.63   |
| Municipal Clerk                        |                     | 1969 Payments in Lieu of Taxes        | 31,178.63                 | Regional & Consolidated School Tax         |                     |
| Financial Administration               | 43,289.00           | Delinquent Tax & Lien Collections     | 97,773.54                 | School Taxes in Municipal Budget           |                     |
| Assessment of Taxes                    | 15,353.00           | Business Personalty Replacement Taxes | 195,929.00                | County Taxes                               | .45 992,802.08      |
| Collection of Taxes                    | 23,535.00           | Taxes from Public Utilities           | 530,850.35                | County Library Taxes                       |                     |
| Planning, Housing & Development        | 7,500.00            | Other Miscellaneous Tax Revenues      |                           | Local Municipal Purpose Taxes              | .44 967,089.57      |
| Human Resources                        |                     | State Aid Revenues                    | 143,731.76                | Veteran & Senior Citizen Taxes             | .08 170,570.00      |
| Elections                              | 3,650.00            | Federal Aid Revenues                  | 10,833.00                 | Total Taxes for Rate Computation           | 3.06 6,773,917.28   |
| General Administration (other)         | 140,811.00          | Sale of Acquired Property             | 20,140.00                 | Special District Taxes                     |                     |
| <b>JUDICIARY</b>                       |                     | Other Miscellaneous Revenues          | 264,548.65                | Bank Stock Taxes                           | 10,301.43           |
| Municipal Courts                       | 25,755.00           | 1969 Revenues                         | 7,866,662.69              | Added and Omitted Taxes                    | 76,982.58           |
| <b>PUBLIC SAFETY</b>                   |                     | Prior Years Surplus Appropriated      | 750,000.00                | Total Taxes Levied - ABSTRACT              | 6,690,631.29        |
| Fire Protection                        | 358,347.00          | <b>REVENUES</b>                       | <b>TOTAL</b> 8,616,662.69 | <b>TOTAL TAXES BILLED</b>                  | 6,693,487.71        |
| Police Protection                      | 522,678.00          |                                       |                           | <b>1969 TAXES COLLECTED</b>                | 6,571,677.76        |
| Civil Defense & Disaster Control       | 3,050.00            |                                       |                           | 1969 Taxes Cancelled, Abated or Adjusted   | 15,531.82           |
| Environmental Inspection & Control     | 20,982.00           |                                       |                           | Transfer to Tax Title Liens or Foreclosed  | 4,223.87            |
| Other Public Safety                    |                     |                                       |                           | Balance Outstanding Dec. 31, 1969          | 102,054.26          |
| <b>PUBLIC WORKS</b>                    |                     |                                       |                           | <b>PRIOR YEARS TAXES OUTSTANDING</b>       |                     |
| Streets and Drainage                   | 299,906.00          |                                       |                           | Balance January 1, 1969                    | 112,634.31          |
| Sewers and Sewage Processing           | 118,251.04          |                                       |                           | Collected in 1969                          | 97,051.92           |
| Garbage and Trash Disposal             |                     |                                       |                           | Cancelled, Abated or Adjusted (1969)       | 2,063.24            |
| Public Buildings and Grounds           | 52,515.00           |                                       |                           | Transfers to Tax Title Liens or Foreclosed | 1,074.08            |
| Other Public Works                     |                     |                                       |                           | Balance December 31, 1969                  | 12,445.07           |
| <b>HEALTH and WELFARE</b>              |                     |                                       |                           | <b>TAX TITLE LIENS OUTSTANDING</b>         |                     |
| Health Services Except Environmental   | 46,930.00           |                                       |                           | Balance January 1, 1969                    | 7,337.33            |
| Welfare-Public Assistance              | 13,480.00           |                                       |                           | Transfers From Taxes                       | 5,467.03            |
| Hospitals, Clinics, First Aid          | 9,200.00            |                                       |                           | Redeemed in 1969                           | 721.62              |
| Animal, Insect, & Rodent Control       |                     |                                       |                           | Cancelled, Abated or Adjusted (1969)       |                     |
| Other Welfare Services                 |                     |                                       |                           | Transfers to Foreclosed Property           |                     |
| <b>RECREATION and CONSERVATION</b>     |                     |                                       |                           | Balance December 31, 1969                  | 12,082.74           |
| Beaches and Boardwalks                 |                     |                                       |                           | <b>PROPERTY ACQUIRED BY DEED OR</b>        |                     |
| Parks, Playgrounds, Shade Trees        | 54,968.00           |                                       |                           | <b>FORECLOSURE</b>                         |                     |
| Land Reclamation & Conservation        | 9,633.00            |                                       |                           | Balance January 1, 1969                    | 1,472,440.00        |
| Other Recreational Services            | 61,825.00           |                                       |                           | Transfers From Taxes or Liens              |                     |
| <b>EDUCATION (excluding schools)</b>   |                     |                                       |                           | Sale for Cash (1969)                       | 20,140.00           |
| Libraries                              | 126,313.00          |                                       |                           | Cancelled, Abated or Adjusted (1969)       | 5,800.00            |
| Other Educational Services             |                     |                                       |                           | Balance December 31, 1969                  | 1,446,500.00        |
| <b>STATUTORY EXPENDITURES</b>          |                     |                                       |                           | <b>CURRENT FINANCES DECEMBER 31, 1969</b>  |                     |
| Pensions & F.I.C.A.                    | 212,000.00          |                                       |                           | <b>ASSETS</b>                              |                     |
| Employee Fringe Benefits               | 62,400.00           |                                       |                           | Cash Dec. 31, 1969                         | 1,515,346.29        |
| Other Statutory Expenditures           |                     |                                       |                           | Taxes Receivable                           | 114,499.33          |
| <b>MUNICIPAL FUNCTIONS</b>             |                     |                                       |                           | Tax Title Liens                            | 12,082.74           |
| <b>CAPITAL IMPROVEMENTS</b>            |                     |                                       |                           | Foreclosed Property                        | 1,446,500.00        |
| <b>DEBT SERVICE</b>                    |                     |                                       |                           | Emergencies & Other Deferred Charges       |                     |
| Principal Payments                     | 50,000.00           |                                       |                           | State Aid Receivable                       | 23,884.00           |
| Interest Payments                      | 25,889.00           |                                       |                           | Other Receivables                          | 198,922.14          |
| <b>DEFERRED CHARGES</b>                |                     |                                       |                           | <b>LIABILITIES</b>                         |                     |
| SCHOOL, COUNTY, SPECIAL DISTRICT TAXES | 5,636,257.71        |                                       |                           | Cash Liabilities                           | 418,528.35          |
| RESERVE FOR UNCOLLECTED TAXES          | 395,798.96          |                                       |                           | Reserves for Receivables                   | 1,766,587.71        |
| <b>EXPENDITURES</b>                    |                     |                                       |                           | Surplus Dec. 31, 1969                      | 1,126,118.44        |
| <b>TOTAL</b>                           | <b>8,498,316.71</b> |                                       |                           | <b>Total</b>                               | <b>3,311,234.50</b> |

0208  
 Population 1960 7,290  
 Population 1969 8,400  
 S & P Rating BBB  
 Moody Rating BAA  
 Land Area 2.00 Sq. Miles

CRESSKILL BORO - BERGEN COUNTY  
 Net Valuation Taxable 60,849,440  
 State Equalized Value 75,002,391 General Tax Rate Per \$100. 3.40  
 Net Valuation on Which County Taxes are apportioned: 71,413,049 State Equalized  
 State Equalization Ratio .8113 General Tax Rate: 2.75

PER CAPITA:  
 Gross Debt 454.78  
 Net Debt 100.17  
 Debt Service 3.69  
 Total Tax Levy 241.10  
 Municipal Expenditures 91.46

PER CENT:  
 Gross Debt 5.53  
 Net Debt 1.22  
 Tax Levy Collected 98.15  
 Tax Levy Cancelled, Abated or Adjusted .51

| 1969 EXPENDITURES                      |                           | 1969 REVENUES                          |                           | 1969 PROPERTY TAX                          |                   |
|--|---------------------------|--|---------------------------|--|-------------------|
| <b>GENERAL GOVERNMENT</b>              |                           | 1969 — Property Taxes Collected        |                           | STATE EQUALIZED TAX RATE                   |                   |
| Governing Body & Public Boards         |                           | 1969 Payments in Lieu of Taxes         | 1,989,724.17              | Local District School Taxes                | 1.90 1,421,530.50 |
| Municipal Clerk                        |                           | Delinquent Tax & Lien Collections      | 19,280.40                 | Regional & Consolidated School Tax         |                   |
| Financial Administration               | 16,694.00                 | Business Personality Replacement Taxes | 27,122.67                 | School Taxes in Municipal Budget           |                   |
| Assessment of Taxes                    | 7,286.00                  | Taxes from Public Utilities            | 31,920.00                 | County Taxes                               | .39 293,678.98    |
| Collection of Taxes                    | 20,193.00                 | Other Miscellaneous Tax Revenues       | 149,666.35                | County Library Taxes                       |                   |
| Planning, Housing & Development        | 3,410.00                  | State Aid Revenues                     | 32,487.63                 | Local Municipal Purpose Taxes              | .39 295,473.42    |
| Human Resources                        |                           | Federal Aid Revenues                   |                           | Veteran & Senior Citizen Taxes             | .08 57,250.00     |
| Elections                              | 1,050.00                  | Sale of Acquired Property              | 43,680.00                 | Total Taxes for Rate Computation           | 2.76 2,067,932.90 |
| General Administration (other)         | 43,948.00                 | Other Miscellaneous Revenues           | 112,700.73                | Special District Taxes                     |                   |
| <b>JUDICIARY</b>                       |                           | 1969 Revenues                          | 2,406,581.95              | Bank Stock Taxes                           | 1,898.69          |
| Municipal Courts                       | 4,775.00                  | Prior Years Surplus Appropriated       | 121,728.27                | Added and Omitted Taxes                    | 12,637.09         |
| <b>PUBLIC SAFETY</b>                   |                           | <b>REVENUES</b>                        | <b>TOTAL</b> 2,528,310.22 | Total Taxes Levied - ABSTRACT              | 2,025,218.68      |
| Fire Protection                        | 34,982.00                 |  |                           | <b>TOTAL TAXES BILLED</b>                  | 2,027,284.14      |
| Police Protection                      | 187,280.57                |  |                           | 1969 TAXES COLLECTED                       | 1,989,724.17      |
| Civil Defense & Disaster Control       | 1,295.00                  |  |                           | 1969 Taxes Cancelled, Abated or Adjusted   | 10,317.60         |
| Environmental Inspection & Control     | 6,735.00                  |  |                           | Transfer to Tax Title Liens or Foreclosed  | 1,005.60          |
| Other Public Safety                    |                           |  |                           | Balance Outstanding Dec. 31, 1969          | 26,236.77         |
| <b>PUBLIC WORKS</b>                    |                           |  |                           | <b>PRIOR YEARS TAXES OUTSTANDING</b>       |                   |
| Streets and Drainage                   | 130,537.00                |  |                           | Balance January 1, 1969                    | 27,793.62         |
| Sewers and Sewage Processing           |                           |  |                           | Collected in 1969                          | 26,941.55         |
| Garbage and Trash Disposal             | 68,000.00                 |  |                           | Cancelled, Abated or Adjusted (1969)       |                   |
| Public Buildings and Grounds           | 9,125.00                  |  |                           | Transfers to Tax Title Liens or Foreclosed |                   |
| Other Public Works                     |                           |  |                           | Balance December 31, 1969                  | 852.07            |
| <b>HEALTH and WELFARE</b>              |                           |  |                           | <b>TAX TITLE LIENS OUTSTANDING</b>         |                   |
| Health Services Except Environmental   | 13,040.00                 |  |                           | Balance January 1, 1969                    | 3,681.59          |
| Welfare-Public Assistance              | 1,695.00                  |  |                           | Transfers From Taxes                       | 1,005.60          |
| Hospitals, Clinics, First Aid          |                           |  |                           | Redeemed in 1969                           | 181.12            |
| Animal, Insect, & Rodent Control       |                           |  |                           | Cancelled, Abated or Adjusted (1969)       |                   |
| Other Welfare Services                 |                           |  |                           | Transfers to Foreclosed Property           |                   |
| <b>RECREATION and CONSERVATION</b>     |                           |  |                           | Balance December 31, 1969                  | 4,506.07          |
| Beaches and Boardwalks                 |                           |  |                           | <b>PROPERTY ACQUIRED BY DEED OR</b>        |                   |
| Parks, Playgrounds, Shade Trees        | 8,400.00                  |  |                           | <b>FORECLOSURE</b>                         |                   |
| Land Reclamation & Conservation        |                           |  |                           | Balance January 1, 1969                    | 127,275.00        |
| Other Recreational Services            | 18,627.00                 |  |                           | Transfers From Taxes or Liens              |                   |
| <b>EDUCATION (excl. schools)</b>       |                           |  |                           | Sale for Cash (1969)                       | 38,000.00         |
| Libraries                              | 25,620.00                 |  |                           | Cancelled, Abated or Adjusted (1969)       |                   |
| Other Educational Services             |                           |  |                           | Balance December 31, 1969                  | 89,275.00         |
| <b>STATUTORY EXPENDITURES</b>          |                           |  |                           | <b>CURRENT FINANCES DECEMBER 31, 1969</b>  |                   |
| Pensions & F.I.C.A.                    | 44,159.37                 |  |                           | <b>ASSETS</b>                              |                   |
| Employee Fringe Benefits               | 16,534.00                 |  |                           | Cash Dec. 31, 1969                         | 830,184.38        |
| Other Statutory Expenditures           |                           |  |                           | Taxes Receivable                           | 27,088.84         |
| <b>MUNICIPAL FUNCTIONS</b>             |                           |  |                           | Tax Title Liens                            | 4,506.07          |
| <b>CAPITAL IMPROVEMENTS</b>            |                           |  |                           | Foreclosed Property                        | 89,275.00         |
| <b>DEBT SERVICE</b>                    |                           |  |                           | Emergencies & Other Deferred Charges       | 3,859.37          |
| Principal Payments                     | 20,000.00                 |  |                           | State Aid Receivable                       | 21,601.00         |
| Interest Payments                      | 11,035.75                 |  |                           | Other Receivables                          | 3,336.89          |
| <b>DEFERRED CHARGES</b>                |                           |  |                           | <b>LIABILITIES</b>                         |                   |
| SCHOOL, COUNTY, SPECIAL DISTRICT TAXES | 1,715,209.48              |  |                           | Cash Liabilities                           | 635,451.69        |
| RESERVE FOR UNCOLLECTED TAXES          | 60,412.96                 |  |                           | Reserves for Receivables                   | 124,206.80        |
| <b>EXPENDITURES</b>                    | <b>TOTAL</b> 2,483,492.42 |  |                           | Surplus Dec. 31, 1969                      | 220,193.06        |
|  |                           |  |                           | <b>Total</b>                               | <b>979,851.55</b> |

1310  
Population 1960 1,889  
Population 1969 2,180  
  
Moody Rating  
Land Area 1.20 Sq. Miles

DEAL BORO - MONMOUTH COUNTY  
Net Valuation Taxable 25,693,573  
State Equalized Value 33,700,908  
General Tax Rate Per \$100. 4.11  
Net Valuation on Which County Taxes are apportioned: 30,988,608  
State Equalization Ratio .7624  
State Equalized  
General Tax Rate: 3.13

PER CAPITA:  
Gross Debt 336.45  
Net Debt 172.69  
Debt Service 19.69  
Total Tax Levy 480.89  
Municipal Expenditures 334.22

PER CENT:  
Gross Debt 2.41  
Net Debt 1.24  
Tax Levy Collected 97.12  
Tax Levy Cancelled, Abated or Adjusted .02

| 1969 EXPENDITURES                      |              | 1969 REVENUES                         |              | 1969 PROPERTY TAX                          |                   |
|--|--------------|---------------------------------------|--------------|--|-------------------|
| <b>GENERAL GOVERNMENT</b>              |              |                                       |              | <b>STATE EQUALIZED TAX RATE</b>            |                   |
| Governing Body & Public Boards         |              | 1969 — Property Taxes Collected       | 1,018,296.82 | Local District School Taxes                | 1.75 591,365.50   |
| Municipal Clerk                        |              | 1969 Payments in Lieu of Taxes        | 5,890.68     | Regional & Consolidated School Tax         |                   |
| Financial Administration               | 28,257.83    | Delinquent Tax & Lien Collections     | 38,765.80    | School Taxes in Municipal Budget           |                   |
| Assessment of Taxes                    | 17,745.47    | Business Personalty Replacement Taxes | 4,290.00     | County Taxes                               | .55 185,705.97    |
| Collection of Taxes                    | 5,999.62     | Taxes from Public Utilities           | 80,508.39    | County Library Taxes                       | .02 6,947.39      |
| Planning, Housing & Development        | 1,275.00     | Other Miscellaneous Tax Revenues      |              | Local Municipal Purpose Taxes              | .77 260,208.58    |
| Human Resources                        |              | State Aid Revenues                    | 9,505.43     | Veteran & Senior Citizen Taxes             | .03 10,960.00     |
| Elections                              | 553.95       | Federal Aid Revenues                  |              | Total Taxes for Rate Computation           | 3.12 1,055,187.44 |
| General Administration (other)         | 30,681.89    | Sale of Acquired Property             |              | Special District Taxes                     |                   |
| <b>JUDICIARY</b>                       |              | Other Miscellaneous Revenues          | 300,541.35   | Bank Stock Taxes                           | 1,667.42          |
| Municipal Courts                       | 2,775.55     | 1969 Revenues                         | 1,457,798.47 | Added and Omitted Taxes                    | 2,436.46          |
| <b>PUBLIC SAFETY</b>                   |              | Prior Years Surplus Appropriated      | 114,000.00   | Total Taxes Levied - ABSTRACT              | 1,048,331.32      |
| Fire Protection                        | 38,296.72    | REVENUES                              | 1,571,798.47 | <b>TOTAL TAXES BILLED</b>                  | 1,048,468.26      |
| Police Protection                      | 160,399.83   |                                       |              | 1969 TAXES COLLECTED                       | 1,018,296.82      |
| Civil Defense & Disaster Control       |              |                                       |              | 1969 Taxes Cancelled, Abated or Adjusted   | 215.62            |
| Environmental Inspection & Control     | 1,000.00     |                                       |              | Transfer to Tax Title Liens or Foreclosed  | 1,687.98          |
| Other Public Safety                    |              |                                       |              | Balance Outstanding Dec. 31, 1969          | 28,267.84         |
| <b>PUBLIC WORKS</b>                    |              |                                       |              | <b>PRIOR YEARS TAXES OUTSTANDING</b>       |                   |
| Streets and Drainage                   | 59,671.90    |                                       |              | Balance January 1, 1969                    | 35,464.06         |
| Sewers and Sewage Processing           | 14,366.05    |                                       |              | Collected in 1969                          | 35,462.06         |
| Garbage and Trash Disposal             | 25,287.99    |                                       |              | Cancelled, Abated or Adjusted (1969)       |                   |
| Public Buildings and Grounds           | 7,343.73     |                                       |              | Transfers to Tax Title Liens or Foreclosed |                   |
| Other Public Works                     | 1,500.00     |                                       |              | Balance December 31, 1969                  | 2.00              |
| <b>HEALTH and WELFARE</b>              |              |                                       |              | <b>TAX TITLE LIENS OUTSTANDING</b>         |                   |
| Health Services Except Environmental   | 1,716.98     |                                       |              | Balance January 1, 1969                    | 9,447.33          |
| Welfare-Public Assistance              | 750.00       |                                       |              | Transfers From Taxes                       | 1,687.98          |
| Hospitals, Clinics, First Aid          | 500.00       |                                       |              | Redeemed in 1969                           | 3,303.74          |
| Animal, Insect, & Rodent Control       | 300.00       |                                       |              | Cancelled, Abated or Adjusted (1969)       |                   |
| Other Welfare Services                 |              |                                       |              | Transfers to Foreclosed Property:          |                   |
| <b>RECREATION and CONSERVATION</b>     |              |                                       |              | Balance December 31, 1969                  | 7,831.57          |
| Beaches and Boardwalks                 | 93,114.59    |                                       |              | <b>PROPERTY ACQUIRED BY DEED OR</b>        |                   |
| Parks, Playgrounds, Shade Trees        | 934.60       |                                       |              | <b>FORECLOSURE</b>                         |                   |
| Land Reclamation & Conservation        |              |                                       |              | Balance January 1, 1969                    |                   |
| Other Recreational Services            | 1,951.45     |                                       |              | Transfers From Taxes or Liens              |                   |
| <b>EDUCATION (excluding schools)</b>   |              |                                       |              | Sale for Cash (1969)                       |                   |
| Libraries                              | 506.50       |                                       |              | Cancelled, Abated or Adjusted (1969)       |                   |
| Other Educational Services             |              |                                       |              | Balance December 31, 1969                  |                   |
| <b>STATUTORY EXPENDITURES</b>          |              |                                       |              | <b>CURRENT FINANCES DECEMBER 31, 1969</b>  |                   |
| Pensions & F.I.C.A.                    | 56,616.83    |                                       |              | <b>ASSETS</b>                              |                   |
| Employee Fringe Benefits               | 3,804.89     |                                       |              | Cash Dec. 31, 1969                         | 292,348.12        |
| Other Statutory Expenditures           |              |                                       |              | Taxes Receivable                           | 28,269.84         |
| <b>MUNICIPAL FUNCTIONS</b>             |              |                                       |              | Tax Title Liens                            | 7,831.57          |
| <b>CAPITAL IMPROVEMENTS</b>            |              |                                       |              | Foreclosed Property                        |                   |
| <b>DEBT SERVICE</b>                    |              |                                       |              | Emergencies & Other Deferred Charges       | 15,000.00         |
| Principal Payments                     | 30,000.00    |                                       |              | State Aid Receivable                       |                   |
| Interest Payments                      | 12,913.61    |                                       |              | Other Receivables                          | 1,427.00          |
| <b>DEFERRED CHARGES</b>                |              |                                       |              | Total                                      | 344,876.53        |
| SCHOOL, COUNTY, SPECIAL DISTRICT TAXES | 43,543.99    |                                       |              | <b>LIABILITIES</b>                         |                   |
| RESERVE FOR UNCOLLECTED TAXES          | 784,018.86   |                                       |              | Cash Liabilities                           | 36,837.03         |
|  | 61,792.56    |                                       |              | Reserves for Receivables                   | 37,528.41         |
| <b>EXPENDITURES</b>                    |              |                                       |              | Surplus Dec. 31, 1969                      | 270,511.09        |
| <b>TOTAL</b>                           | 1,512,620.39 |                                       |              | Total                                      | 344,876.53        |

0603  
Population 1960 2,053  
Population 1969 2,520  
  
Moody Rating  
Land Area 16.70 Sq. Miles

DEERFIELD TWP

Net Valuation Taxable 4,085,538  
State Equalized Value 9,955,014  
Net Valuation on Which County Taxes  
are apportioned: 9,723,485  
State Equalization Ratio .4104

- CUMBERLAND COUNTY

General Tax Rate Per \$100. 6.72  
  
State Equalized  
General Tax Rate: 2.75

PER CAPITA:

Gross Debt 174.21  
Net Debt 68.39  
Debt Service  
Total Tax Levy 104.40  
Municipal Expenditures 64.92

PER CENT:

Gross Debt 4.94  
Net Debt 1.94  
Tax Levy Collected 81.96  
Tax Levy Cancelled, Abated  
or Adjusted

| 1969 EXPENDITURES                      |            | 1969 REVENUES                              |                     | 1969 PROPERTY TAX                          |            |
|--|------------|--|---------------------|--|------------|
| GENERAL GOVERNMENT                     |            | 1969 — Property Taxes Collected            |                     | STATE EQUALIZED TAX RATE                   |            |
| Governing Body & Public Boards         |            |  | 215,621.60          | Local District School Taxes                | 1.61       |
| Municipal Clerk                        |            | 1969 Payments in Lieu of Taxes             |                     | Regional & Consolidated School Tax         |            |
| Financial Administration               | 6,900.00   | Delinquent Tax & Lien Collections          | 39,856.91           | School Taxes in Municipal Budget           |            |
| Assessment of Taxes                    | 2,650.00   | Business Personality Replacement Taxes     | 12,398.00           | County Taxes                               | 1.04       |
| Collection of Taxes                    | 4,100.00   | Taxes from Public Utilities                | 38,329.46           | County Library Taxes                       |            |
| Planning, Housing & Development        | 900.00     | Other Miscellaneous Tax Revenues           |                     | Local Municipal Purpose Taxes              |            |
| Human Resources                        |            | State Aid Revenues                         | 28,731.09           | Veteran & Senior Citizen Taxes             | .11        |
| Elections                              |            | Federal Aid Revenues                       |                     | Total Taxes for Rate Computation           | 2.76       |
| General Administration (other)         | 8,080.00   | Sale of Acquired Property                  | 13,918.00           | Special District Taxes                     |            |
| JUDICIARY                              |            | Other Miscellaneous Revenues               | 17,274.37           | Bank Stock Taxes                           |            |
| Municipal Courts                       | 3,650.00   | 1969 Revenues                              | 366,129.43          | Added and Omitted Taxes                    |            |
| PUBLIC SAFETY                          |            | Prior Years Surplus Appropriated           | 32,000.00           | Total Taxes Levied - ABSTRACT              | 263,079.99 |
| Fire Protection                        | 3,000.00   | REVENUES                                   | 398,129.43          | TOTAL TAXES BILLED                         | 263,079.99 |
| Police Protection                      | 9,600.00   |  |                     | 1969 TAXES COLLECTED                       | 215,621.60 |
| Civil Defense & Disaster Control       | 300.00     | 1969 REAL PROPERTY VALUATIONS              |                     | 1969 Taxes Cancelled, Abated or Adjusted   |            |
| Environmental Inspection & Control     | 550.00     | Code Class # of Parcels %VAL'N             | ASSESSED VALUATION  | Transfer to Tax Title Liens or Foreclosed  |            |
| Other Public Safety                    |            | 1 Vacant Land 396 5.62                     | 224,150.00          | Balance Outstanding Dec. 31, 1969          | 47,458.39  |
| PUBLIC WORKS                           |            | 2 Residential 539 63.13                    | 2,515,800.00        | PRIOR YEARS TAXES OUTSTANDING              |            |
| Streets and Drainage                   | 16,206.67  | 3 Farm 178 20.52                           | 817,940.00          | Balance January 1, 1969                    | 56,684.86  |
| Sewers and Sewage Processing           |            | 4a Commercial 45 10.73                     | 427,500.00          | Collected in 1969                          | 37,228.66  |
| Garbage and Trash Disposal             | 4,000.00   | 4b Industrial                              |                     | Cancelled, Abated or Adjusted (1969)       |            |
| Public Buildings and Grounds           | 7,000.00   | 4c Apartments                              |                     | Transfers to Tax Title Liens or Foreclosed |            |
| Other Public Works                     |            | Total 1158 100.00                          | 3,985,390.00        | Balance December 31, 1969                  | 19,456.20  |
| HEALTH and WELFARE                     |            | CAPITAL DEBT AUTHORIZED, DECEMBER 31, 1969 |                     | TAX TITLE LIENS OUTSTANDING                |            |
| Health Services Except Environmental   | 1,300.00   | ISSUED AND UNISSUED                        | GROSS DEBT NET DEBT | Balance January 1, 1969                    | 24,414.47  |
| Welfare-Public Assistance              | 1,425.00   | School                                     | 306,000 39,335      | Transfers From Taxes                       |            |
| Hospitals, Clinics, First Aid          |            | Self-liquidating                           |                     | Redeemed in 1969                           | 2,628.25   |
| Animal, Insect, & Rodent Control       |            | Other                                      | 133,000 133,000     | Cancelled, Abated or Adjusted (1969)       |            |
| Other Welfare Services                 |            | Total                                      | 439,000 172,335     | Transfers to Foreclosed Property           |            |
| RECREATION and CONSERVATION            |            | ISSUED AND OUTSTANDING                     |                     | Balance December 31, 1969                  | 21,786.22  |
| Beaches and Boardwalks                 |            | School                                     | 306,000.00          | PROPERTY ACQUIRED BY DEED OR               |            |
| Parks, Playgrounds, Shade Trees        |            | Self-Liquidating                           |                     | FORECLOSURE                                |            |
| Land Reclamation & Conservation        |            | Other                                      | 133,000.00          | Balance January 1, 1969                    | 7,190.00   |
| Other Recreational Services            |            | Total                                      | 439,000.00          | Transfers From Taxes or Liens              |            |
| EDUCATION (excluding schools)          |            | EQUALIZED VALUATION BASIS                  |                     | Sale for Cash (1969)                       |            |
| Libraries                              |            | FOR NET DEBT COMPUTATION                   | 8,888,827.67        | Cancelled, Abated or Adjusted (1969)       |            |
| Other Educational Services             |            | 1969 CAPITAL OUTLAY                        | TOTAL               | Balance December 31, 1969                  | 7,190.00   |
| STATUTORY EXPENDITURES                 |            | Beaches and Boardwalks                     | 152,694.03          | CURRENT FINANCES DECEMBER 31, 1969         |            |
| Pensions & F.I.C.A.                    | 1,525.00   | Parks and Playgrounds                      |                     | ASSETS                                     |            |
| Employee Fringe Benefits               |            | Public Buildings and Grounds               | 133,249.03          | Cash Dec. 31, 1969                         | 151,442.38 |
| Other Statutory Expenditures           |            | Vehicular Equipment                        |                     | Taxes Receivable                           | 66,914.59  |
| MUNICIPAL FUNCTIONS                    | TOTAL      | Streets, Roads, Sidewalks, Storm Sewers    | 14,445.00           | Tax Title Liens                            | 21,786.22  |
| CAPITAL IMPROVEMENTS                   | 21,945.00  | Sewer System                               |                     | Foreclosed Property                        | 7,190.00   |
| DEBT SERVICE                           |            | Water Service                              |                     | Emergencies & Other Deferred Charges       | 5,000.00   |
| Principal Payments                     |            | Other Utilities                            |                     | State Aid Receivable                       | 26,999.00  |
| Interest Payments                      |            | Hospitals and Clinics                      |                     | Other Receivables                          | 2,602.22   |
| DEFERRED CHARGES                       | 14,225.00  | Garbage and Trash Disposal Facilities      |                     | Total                                      | 281,934.41 |
| SCHOOL, COUNTY, SPECIAL DISTRICT TAXES | 263,079.99 | Health Equipment                           |                     | LIABILITIES                                |            |
| RESERVE FOR UNCOLLECTED TAXES          | 56,243.33  | Library and Education Facilities           |                     | Cash Liabilities                           | 100,752.72 |
|  |            | Conservation and Recreation                |                     | Reserves for Receivables                   | 98,493.03  |
| EXPENDITURES                           | TOTAL      | Other Expenditures                         | 5,000.00            | Surplus Dec. 31, 1969                      | 82,688.66  |
|  | 426,679.99 |  |                     | Total                                      | 281,934.41 |



6309  
Population 1960 4,011  
Population 1969 4,400  
  
Moody Rating  
Land Area 2.16 Sq. Miles

DELANCO TWP - BURLINGTON COUNTY  
Net Valuation Taxable 17,140,624  
State Equalized Value 20,794,157  
Net Valuation on Which County Taxes are apportioned: 23,100,471  
State Equalization Ratio .8243  
General Tax Rate Per \$100. 3.90  
State Equalized General Tax Rate: 3.21

PER CAPITA:  
Gross Debt 60.32  
Net Debt 2.36  
Debt Service .84  
Total Tax Levy 150.48  
Municipal Expenditures 82.72  
  
PER CENT:  
Gross Debt 1.34  
Net Debt .05  
Tax Levy Collected 94.22  
Tax Levy Cancelled, Abated or Adjusted

| 1969 EXPENDITURES                             |                     | 1969 REVENUES                                     |                      | 1969 PROPERTY TAX                          |                 |
|---|---------------------|---|----------------------|--|-----------------|
| <b>GENERAL GOVERNMENT</b>                     |                     | 1969 — Property Taxes Collected                   |                      | <b>STATE EQUALIZED TAX RATE</b>            |                 |
| Governing Body & Public Boards                |                     |   | 624,473.27           | Local District School Taxes                | 2.38 494,040.50 |
| Municipal Clerk                               |                     | 1969 Payments in Lieu of Taxes                    | 667.75               | Regional & Consolidated School Tax         |                 |
| Financial Administration                      | 6,150.00            | Delinquent Tax & Lien Collections                 | 56,685.07            | School Taxes in Municipal Budget           |                 |
| Assessment of Taxes                           | 3,400.00            | Business Personalty Replacement Taxes             | 133,066.00           | County Taxes                               | .64 133,323.63  |
| Collection of Taxes                           | 3,700.00            | Taxes from Public Utilities                       | 54,441.22            | County Library Taxes                       | .03 5,914.23    |
| Planning, Housing & Development               | 2,350.06            | Other Miscellaneous Tax Revenues                  |                      | Local Municipal Purpose Taxes              | .04 8,000.00    |
| Human Resources                               |                     | State Aid Revenues                                | 27,787.43            | Veteran & Senior Citizen Taxes             | .13 26,600.00   |
| Elections                                     |                     | Federal Aid Revenues                              |                      | Total Taxes for Rate Computation           | 3.22 667,878.36 |
| General Administration (other)                | 22,287.12           | Sale of Acquired Property                         |                      | Special District Taxes                     | 18,854.68       |
| <b>JUDICIARY</b>                              |                     | Other Miscellaneous Revenues                      | 32,233.69            | Bank Stock Taxes                           |                 |
| Municipal Courts                              | 1,984.17            | 1969 Revenues                                     | 929,354.43           | Added and Omitted Taxes                    | 1,964.90        |
| <b>PUBLIC SAFETY</b>                          |                     | Prior Years Surplus Appropriated                  | 74,000.00            | Total Taxes Levied - ABSTRACT              | 662,097.94      |
| Fire Protection                               |                     | <b>REVENUES</b>                                   | <b>1,003,354.43</b>  | <b>TOTAL TAXES BILLED</b>                  | 662,775.95      |
| Police Protection                             | 55,522.51           |   |                      | <b>1969 TAXES COLLECTED</b>                | 624,473.27      |
| Civil Defense & Disaster Control              | 14,500.36           | <b>1969 REAL PROPERTY VALUATIONS</b>              |                      | 1969 Taxes Cancelled, Abated or Adjusted   |                 |
| Environmental Inspection & Control            | 650.00              | Code Class # of Parcels %VAL'N                    | ASSESSED VALUATION   | Transfer to Tax Title Liens or Foreclosed  | 1,606.00        |
| Other Public Safety                           |                     | 1 Vacant Land 53 .80                              | 135,100.00           | Balance Outstanding Dec. 31, 1969          | 36,696.68       |
| <b>PUBLIC WORKS</b>                           |                     | 2 Residential 1110 73.56                          | 12,470,400.00        |  |                 |
| Streets and Drainage                          | 36,612.08           | 3 Farm 10 .90                                     | 152,815.00           | <b>PRIOR YEARS TAXES OUTSTANDING</b>       |                 |
| Sewers and Sewage Processing                  | 8,621.23            | 4a Commercial 24 6.00                             | 1,017,350.00         | Balance January 1, 1969                    | 58,991.02       |
| Garbage and Trash Disposal                    | 18,022.45           | 4b Industrial 7 18.50                             | 3,136,750.00         | Collected in 1969                          | 55,994.09       |
| Public Buildings and Grounds                  | 3,205.58            | 4c Apartments 2 .24                               | 40,300.00            | Cancelled, Abated or Adjusted (1969)       |                 |
| Other Public Works                            |                     | Total 1206 100.00                                 | 16,952,715.00        | Transfers to Tax Title Liens or Foreclosed | 382.80          |
| <b>HEALTH and WELFARE</b>                     |                     |   |                      | Balance December 31, 1969                  | 2,614.13        |
| Health Services Except Environmental          | 2,400.00            | <b>CAPITAL DEBT AUTHORIZED, DECEMBER 31, 1969</b> |                      | <b>TAX TITLE LIENS OUTSTANDING</b>         |                 |
| Welfare-Public Assistance                     | 3,100.00            | ISSUED AND UNISSUED                               | GROSS DEBT           | Balance January 1, 1969                    | 2,587.41        |
| Hospitals, Clinics, First Aid                 |                     | School  | 255,000              | Transfers From Taxes                       | 2,027.74        |
| Animal, Insect, & Rodent Control              | 957.93              | Self-liquidating                                  |                      | Redeemed in 1969                           | 690.98          |
| Other Welfare Services                        |                     | Other   | 10,400               | Cancelled, Abated or Adjusted (1969)       |                 |
|   |                     | Total   | 265,400              | Transfers to Foreclosed Property           |                 |
| <b>RECREATION and CONSERVATION</b>            |                     |   |                      | Balance December 31, 1969                  | 3,924.17        |
| Beaches and Boardwalks                        |                     | <b>ISSUED AND OUTSTANDING</b>                     |                      | <b>PROPERTY ACQUIRED BY DEED OR</b>        |                 |
| Parks, Playgrounds, Shade Trees               | 7,275.00            | School  | 255,000.00           | <b>FORECLOSURE</b>                         |                 |
| Land Reclamation & Conservation               |                     | Self-liquidating                                  |                      | Balance January 1, 1969                    |                 |
| Other Recreational Services                   | 8,152.74            | Other   | 10,400.00            | Transfers From Taxes or Liens              |                 |
| <b>EDUCATION (excluding schools)</b>          |                     | Total   | 265,400.00           | Sale for Cash (1969)                       |                 |
| Libraries                                     | 9,025.00            |   |                      | Cancelled, Abated or Adjusted (1969)       |                 |
| Other Educational Services                    | 24,000.00           | <b>EQUALIZED VALUATION BASIS</b>                  |                      | Balance December 31, 1969                  |                 |
| <b>STATUTORY EXPENDITURES</b>                 |                     | <b>FOR NET DEBT COMPUTATION</b>                   | <b>19,837,514.00</b> | <b>CURRENT FINANCES DECEMBER 31, 1969</b>  |                 |
| Pensions & F.I.C.A.                           | 12,380.12           | 1969 CAPITAL OUTLAY                               | TOTAL                | <b>ASSETS</b>                              |                 |
| Employee Fringe Benefits                      | 9,878.65            | Beaches and Boardwalks                            | 31,645.98            | Cash Dec. 31, 1969                         | 348,202.56      |
| Other Statutory Expenditures                  |                     | Parks and Playgrounds                             | 12,500.00            | Taxes Receivable                           | 39,310.81       |
| <b>MUNICIPAL FUNCTIONS</b>                    |                     | Public Buildings and Grounds                      |                      | Tax Title Liens                            | 3,924.17        |
| <b>CAPITAL IMPROVEMENTS</b>                   |                     | Vehicular Equipment                               |                      | Foreclosed Property                        |                 |
| <b>DEBT SERVICE</b>                           |                     | Streets, Roads, Sidewalks, Storm Sewers           | 19,145.98            | Emergencies & Other Deferred Charges       | 8,279.85        |
| Principal Payments                            | 3,600.00            | Sewer System                                      |                      | State Aid Receivable                       | 21,060.00       |
| Interest Payments                             | 100.00              | Water Service                                     |                      | Other Receivables                          | 222.50          |
|   |                     | Other Utilities                                   |                      | Total                                      | 420,999.89      |
|   |                     | Hospitals and Clinics                             |                      |  |                 |
| <b>DEFERRED CHARGES</b>                       |                     | Garbage and Trash Disposal Facilities             |                      | <b>LIABILITIES</b>                         |                 |
| <b>SCHOOL, COUNTY, SPECIAL DISTRICT TAXES</b> |                     | Health Equipment                                  |                      | Cash Liabilities                           | 239,107.82      |
| <b>RESERVE FOR UNCOLLECTED TAXES</b>          |                     | Library and Education Facilities                  |                      | Reserves for Receivables                   | 43,457.48       |
|   |                     | Conservation and Recreation                       |                      | Surplus Dec. 31, 1969                      | 138,434.59      |
|   |                     | Other Expenditures                                |                      | Total                                      | 420,999.89      |
| <b>EXPENDITURES</b>                           |                     |   |                      |  |                 |
| <b>TOTAL</b>                                  | <b>1,016,099.02</b> |   |                      |  |                 |

1007  
Population 1960 2,485  
Population 1969 3,170  
  
Moody Rating  
Land Area 36.90 Sq Miles

DELAWARE TWP

Net Valuation Taxable 25,396,569  
State Equalized Value 33,377,012  
Net Valuation on Which County Taxes  
are apportioned: 32,147,076  
State Equalization Ratio .7609

- HUNTERDON COUNTY

General Tax Rate Per \$100. 4.02  
  
State Equalized  
General Tax Rate: 3.05

PER CAPITA:

Gross Debt 524.17  
Net Debt 6.31  
Debt Service  
Total Tax Levy 316.16  
Municipal Expenditures 113.23

PER CENT:

Gross Debt 5.28  
Net Debt .06  
Tax Levy Collected 91.37  
Tax Levy Cancelled, Abated  
or Adjusted .38

| 1969 EXPENDITURES                      |              | 1969 REVENUES                              |                      | 1969 PROPERTY TAX                          |                   |
|--|--------------|--|----------------------|--|-------------------|
| GENERAL GOVERNMENT                     |              | 1969 — Property Taxes Collected            |                      | STATE EQUALIZED TAX RATE                   |                   |
| Governing Body & Public Boards         |              |  | 917,288.50           | Local District School Taxes                | 1.12 372,979.09   |
| Municipal Clerk                        |              | 1969 Payments in Lieu of Taxes             |                      | Regional & Consolidated School Tax         | .92 306,816.83    |
| Financial Administration               | 8,050.00     | Delinquent Tax & Lien Collections          | 129,727.97           | School Taxes in Municipal Budget           |                   |
| Assessment of Taxes                    | 4,400.00     | Business Personalty Replacement Taxes      | 22,434.00            | County Taxes                               | .44 145,960.62    |
| Collection of Taxes                    | 3,900.00     | Taxes from Public Utilities                | 43,599.44            | County Library Taxes                       | .02 5,457.91      |
| Planning, Housing & Development        | 1,850.00     | Other Miscellaneous Tax Revenues           |                      | Local Municipal Purpose Taxes              | .51 169,669.01    |
| Human Resources                        |              | State Aid Revenues                         | 18,756.75            | Veteran & Senior Citizen Taxes             | .06 19,050.00     |
| Elections                              |              | Federal Aid Revenues                       |                      | Total Taxes for Rate Computation           | 3.07 1,019,933.46 |
| General Administration (other)         | 13,800.00    | Sale of Acquired Property                  |                      | Special District Taxes                     |                   |
| JUDICIARY                              |              | Other Miscellaneous Revenues               | 31,037.55            | Bank Stock Taxes                           |                   |
| Municipal Courts                       | 1,750.00     | 1969 Revenues                              | Total 1,162,844.21   | Added and Omitted Taxes                    | 1,350.17          |
| PUBLIC SAFETY                          |              | Prior Years Surplus Appropriated           | 30,000.00            | Total Taxes Levied - ABSTRACT              | 1,002,233.63      |
| Fire Protection                        | 2,000.00     | REVENUES                                   | TOTAL 1,192,844.21   | TOTAL TAXES BILLED                         | 1,003,956.95      |
| Police Protection                      | 8,450.00     | 1969 REAL PROPERTY VALUATIONS              |                      | 1969 TAXES COLLECTED                       | 917,288.50        |
| Civil Defense & Disaster Control       | 300.00       | Code Class # of Parcels %VAL'N             | ASSESSED VALUATION   | 1969 Taxes Cancelled, Abated or Adjusted   | 3,827.80          |
| Environmental Inspection & Control     | 1,100.00     | 1 Vacant Land 207 3.68                     | 907,900.00           | Transfer to Tax Title Liens or Foreclosed  | 3,321.07          |
| Other Public Safety                    |              | 2 Residential 630 47.11                    | 11,637,300.00        | Balance Outstanding Dec. 31, 1969          | 79,519.58         |
| PUBLIC WORKS                           |              | 3 Farm 492 36.68                           | 9,058,900.00         | PRIOR YEARS TAXES OUTSTANDING              |                   |
| Streets and Drainage                   | 101,010.00   | 4a Commercial 52 4.26                      | 1,052,700.00         | Balance January 1, 1969                    | 160,158.27        |
| Sewers and Sewage Processing           |              | 4b Industrial 8 7.89                       | 1,948,700.00         | Collected in 1969                          | 125,544.49        |
| Garbage and Trash Disposal             |              | 4c Apartments 4 .39                        | 95,500.00            | Cancelled, Abated or Adjusted (1969)       | 27,212.51         |
| Public Buildings and Grounds           | 3,000.00     | Total 1393 100.01                          | 24,701,000.00        | Transfers to Tax Title Liens or Foreclosed |                   |
| Other Public Works                     | 1,500.00     | CAPITAL DEBT AUTHORIZED, DECEMBER 31, 1969 |                      | Balance December 31, 1969                  | 7,401.27          |
| HEALTH and WELFARE                     |              | ISSUED AND UNISSUED                        |                      | TAX TITLE LIENS OUTSTANDING                |                   |
| Health Services Except Environmental   | 2,350.00     | School                                     | GROSS DEBT 1,641,632 | Balance January 1, 1969                    | 6,850.31          |
| Welfare-Public Assistance              | 1,250.00     | Self-liquidating                           |                      | Transfers From Taxes                       | 3,321.07          |
| Hospitals, Clinics, First Aid          |              | Other                                      | 20,000               | Redeemed in 1969                           | 4,183.48          |
| Animal, Insect, & Rodent Control       |              | Total                                      | 1,661,632            | Cancelled, Abated or Adjusted (1969)       |                   |
| Other Welfare Services                 |              | ISSUED AND OUTSTANDING                     |                      | Transfers to Foreclosed Property           |                   |
| RECREATION and CONSERVATION            |              | School                                     | 857,503.60           | Balance December 31, 1969                  | 5,987.90          |
| Beaches and Boardwalks                 |              | Self-Liquidating                           |                      | PROPERTY ACQUIRED BY DEED OR               |                   |
| Parks, Playgrounds, Shade Trees        |              | Other                                      |                      | FORECLOSURE                                |                   |
| Land Reclamation & Conservation        |              | Total                                      | 857,503.60           | Balance January 1, 1969                    |                   |
| Other Recreational Services            |              | EQUALIZED VALUATION BASIS                  |                      | Transfers From Taxes or Liens              |                   |
| EDUCATION (excluding schools)          |              | FOR NET DEBT COMPUTATION                   |                      | Sale for Cash (1969)                       |                   |
| Libraries                              |              | 1969 CAPITAL OUTLAY                        |                      | Cancelled, Abated or Adjusted (1969)       |                   |
| Other Educational Services             |              | TOTAL                                      |                      | Balance December 31, 1969                  |                   |
| STATUTORY EXPENDITURES                 |              | 58,185.00                                  |                      | CURRENT FINANCES DECEMBER 31, 1969         |                   |
| Pensions & F.I.C.A.                    | 5,813.00     | Beaches and Boardwalks                     |                      | ASSETS                                     |                   |
| Employee Fringe Benefits               | 1,800.00     | Parks and Playgrounds                      |                      | Cash Dec. 31, 1969                         | 216,288.65        |
| Other Statutory Expenditures           |              | Public Buildings and Grounds               |                      | Taxes Receivable                           | 86,920.85         |
| MUNICIPAL FUNCTIONS                    |              | Vehicular Equipment                        |                      | Tax Title Liens                            | 5,987.90          |
| CAPITAL IMPROVEMENTS                   | 36,500.00    | Streets, Roads, Sidewalks, Storm Sewers    |                      | Foreclosed Property                        |                   |
| DEBT SERVICE                           |              | Sewer System                               |                      | Emergencies & Other Deferred Charges       | 1,975.00          |
| Principal Payments                     |              | Water Service                              |                      | State Aid Receivable                       | 22,599.00         |
| Interest Payments                      |              | Other Utilities                            |                      | Other Receivables                          | 30,000.00         |
| DEFERRED CHARGES                       | 1,450.00     | Hospitals and Clinics                      |                      | Total                                      | 363,771.40        |
| SCHOOL, COUNTY, SPECIAL DISTRICT TAXES | 831,214.45   | Garbage and Trash Disposal Facilities      |                      | LIABILITIES                                |                   |
| RESERVE FOR UNCOLLECTED TAXES          | 158,661.76   | Health Equipment                           |                      | Cash Liabilities                           | 61,166.37         |
|  |              | Library and Education Facilities           |                      | Reserves for Receivables                   | 122,908.75        |
|  |              | Conservation and Recreation                |                      | Surplus Dec. 31, 1969                      | 179,696.28        |
| EXPENDITURES                           |              | Other Expenditures                         |                      | Total                                      | 363,771.40        |
| TOTAL                                  | 1,190,149.21 | 4,000.00                                   |                      |  |                   |

0310  
Population 1960 5,327  
Population 1969 9,980  
  
Moody Rating  
Land Area 6.85 Sq Miles

DELRAN TWP  
Net Valuation Taxable 47,518,732  
State Equalized Value 51,865,020  
Net Valuation on Which County Taxes are apportioned: 52,727,060  
State Equalization Ratio .9162  
  
- BURLINGTON COUNTY  
General Tax Rate Per \$100. 3.61  
State Equalized General Tax Rate: 3.30

PER CAPITA:  
Gross Debt 287.37  
Net Debt 128.76  
Debt Service 4.02  
Total Tax Levy 182.75  
Municipal Expenditures 70.72

PER CENT:  
Gross Debt 6.34  
Net Debt 2.84  
Tax Levy Collected 93.45  
Tax Levy Cancelled, Abated or Adjusted .28

| 1969 EXPENDITURES                      |              | 1969 REVENUES                          |              | 1969 PROPERTY TAX                               |              |
|--|--------------|--|--------------|---|--------------|
| <b>GENERAL GOVERNMENT</b>              |              | <b>1969 — Property Taxes Collected</b> |              | <b>STATE EQUALIZED TAX RATE</b>                 |              |
| Governing Body & Public Boards         |              | 1969 Payments in Lieu of Taxes         | 1,704,421.02 | Local District School Taxes                     | 2.27         |
| Municipal Clerk                        |              | Delinquent Tax & Lien Collections      | 84,769.82    | Regional & Consolidated School Tax              |              |
| Financial Administration               | 12,900.00    | Business Personalty Replacement Taxes  | 125,988.00   | School Taxes in Municipal Budget                |              |
| Assessment of Taxes                    | 5,775.00     | Taxes from Public Utilities            | 117,781.51   | County Taxes                                    | .59          |
| Collection of Taxes                    | 9,500.00     | Other Miscellaneous Tax Revenues       |              | County Library Taxes                            | .03          |
| Planning, Housing & Development        | 19,450.00    | State Aid Revenues                     | 33,269.52    | Local Municipal Purpose Taxes                   | .33          |
| Human Resources                        |              | Federal Aid Revenues                   |              | Veteran & Senior Citizen Taxes                  | .09          |
| Elections                              |              | Sale of Acquired Property              |              | Total Taxes for Rate Computation                | 3.31         |
| General Administration (other)         | 78,500.00    | Other Miscellaneous Revenues           | 96,282.68    | Special District Taxes                          |              |
| <b>JUDICIARY</b>                       |              | 1969 Revenues                          | 2,162,512.55 | Bank Stock Taxes                                |              |
| Municipal Courts                       | 7,700.00     | Prior Years Surplus Appropriated       | 120,000.00   | Added and Omitted Taxes                         |              |
| <b>PUBLIC SAFETY</b>                   |              | REVENUES                               | 2,282,512.55 | Total Taxes Levied - ABSTRACT                   | 1,823,894.88 |
| Fire Protection                        | 600.00       |  |              | <b>TOTAL TAXES BILLED</b>                       | 1,823,894.88 |
| Police Protection                      | 100,350.00   |  |              | 1969 TAXES COLLECTED                            | 1,704,421.02 |
| Civil Defense & Disaster Control       | 1,000.00     |  |              | 1969 Taxes Cancelled, Abated or Adjusted        | 5,159.40     |
| Environmental Inspection & Control     | 9,650.00     |  |              | Transfer to Tax Title Liens or Foreclosed       | 158.97       |
| Other Public Safety                    |              |  |              | Balance Outstanding Dec. 31, 1969               | 114,155.49   |
| <b>PUBLIC WORKS</b>                    |              |  |              | <b>PRIOR YEARS TAXES OUTSTANDING</b>            |              |
| Streets and Drainage                   | 91,216.66    |  |              | Balance January 1, 1969                         | 130,281.90   |
| Sewers and Sewage Processing           |              |  |              | Collected in 1969                               | 83,924.60    |
| Garbage and Trash Disposal             | 46,000.00    |  |              | Cancelled, Abated or Adjusted (1969)            |              |
| Public Buildings and Grounds           | 11,300.00    |  |              | Transfers to Tax Title Liens or Foreclosed      |              |
| Other Public Works                     |              |  |              | Balance December 31, 1969                       | 46,357.30    |
| <b>HEALTH and WELFARE</b>              |              |  |              | <b>TAX TITLE LIENS OUTSTANDING</b>              |              |
| Health Services Except Environmental   | 4,000.00     |  |              | Balance January 1, 1969                         | 1,999.39     |
| Welfare-Public Assistance              | 2,350.00     |  |              | Transfers From Taxes                            | 158.97       |
| Hospitals, Clinics, First Aid          |              |  |              | Redeemed in 1969                                | 845.22       |
| Animal, Insect, & Rodent Control       | 1,000.00     |  |              | Cancelled, Abated or Adjusted (1969)            |              |
| Other Welfare Services                 |              |  |              | Transfers to Foreclosed Property                |              |
| <b>RECREATION and CONSERVATION</b>     |              |  |              | Balance December 31, 1969                       | 1,313.14     |
| Beaches and Boardwalks                 |              |  |              | <b>PROPERTY ACQUIRED BY DEED OR FORECLOSURE</b> |              |
| Parks, Playgrounds, Shade Trees        |              |  |              | Balance January 1, 1969                         | 35.00        |
| Land Reclamation & Conservation        |              |  |              | Transfers From Taxes or Liens                   |              |
| Other Recreational Services            | 16,300.00    |  |              | Sale for Cash (1969)                            |              |
| <b>EDUCATION (excluding schools)</b>   |              |  |              | Cancelled, Abated or Adjusted (1969)            |              |
| Libraries                              |              |  |              | Balance December 31, 1969                       | 35.00        |
| Other Educational Services             |              |  |              | <b>CURRENT FINANCES DECEMBER 31, 1969</b>       |              |
| <b>STATUTORY EXPENDITURES</b>          |              |  |              | ASSETS  |              |
| Pensions & F.I.C.A.                    | 15,700.00    |  |              | Cash Dec. 31, 1969                              | 1,010,211.59 |
| Employee Fringe Benefits               | 10,000.00    |  |              | Taxes Receivable                                | 160,512.79   |
| Other Statutory Expenditures           |              |  |              | Tax Title Liens                                 | 1,313.14     |
| <b>MUNICIPAL FUNCTIONS</b>             |              |  |              | Foreclosed Property                             | 35.00        |
| CAPITAL IMPROVEMENTS                   | 443,291.66   |  |              | Emergencies & Other Deferred Charges            | 55,858.14    |
| DEBT SERVICE                           | 57,166.67    |  |              | State Aid Receivable                            | 30,544.05    |
| Principal Payments                     | 20,000.00    |  |              | Other Receivables                               |              |
| Interest Payments                      | 20,100.00    |  |              | Total   | 1,258,474.71 |
| <b>DEFERRED CHARGES</b>                |              |  |              | LIABILITIES                                     |              |
| SCHOOL, COUNTY, SPECIAL DISTRICT TAXES | 28,858.23    |  |              | Cash Liabilities                                | 903,978.47   |
| RESERVE FOR UNCOLLECTED TAXES          | 1,576,688.74 |  |              | Reserves for Receivables                        | 161,860.93   |
|  | 136,400.00   |  |              | Surplus Dec. 31, 1969                           | 192,635.31   |
| <b>EXPENDITURES</b>                    |              |  |              | Total   | 1,258,474.71 |
| TOTAL                                  | 2,282,505.30 |  |              |   |              |

0209  
Population 1960 4,231  
Population 1969 5,260  
  
Moody Rating  
Land Area 2.10 Sq. Miles

DEMAREST BORO - BERGEN COUNTY  
Net Valuation Taxable 44,110,412  
State Equalized Value 53,017,322 General Tax Rate Per \$100. 3.70  
Net Valuation on Which County Taxes  
are apportioned: 50,860,505 State Equalized  
State Equalization Ratio .8320 General Tax Rate: 3.07

PER CAPITA:  
Gross Debt 471.95  
Net Debt 42.23  
Debt Service .35  
Total Tax Levy 306.60  
Municipal Expenditures 87.06

PER CENT:  
Gross Debt 4.99  
Net Debt .45  
Tax Levy Collected 98.57  
Tax Levy Cancelled, Abated  
or Adjusted .04

| 1969 EXPENDITURES                      |              | 1969 REVENUES                                  |  | 1969 PROPERTY TAX                          |              |
|--|--------------|--|--|--|--------------|
| <b>GENERAL GOVERNMENT</b>              |              | 1969 — Property Taxes Collected 1,592,160.10   |  | <b>STATE EQUALIZED TAX RATE</b>            |              |
| Governing Body & Public Boards         |              | 1969 Payments in Lieu of Taxes 9,221.27        |  | Local District School Taxes 1.23           | 653,411.70   |
| Municipal Clerk                        |              | Delinquent Tax & Lien Collections 17,455.34    |  | Regional & Consolidated School Tax 1.02    | 539,142.78   |
| Financial Administration               | 15,795.00    | Business Personalty Replacement Taxes 7,487.00 |  | School Taxes in Municipal Budget           |              |
| Assessment of Taxes                    | 5,237.00     | Taxes from Public Utilities 82,563.63          |  | County Taxes .39                           | 209,282.90   |
| Collection of Taxes                    | 10,275.00    | Other Miscellaneous Tax Revenues               |  | County Library Taxes                       |              |
| Planning, Housing & Development        | 3,375.00     | State Aid Revenues 34,046.58                   |  | Local Municipal Purpose Taxes .37          | 194,954.60   |
| Human Resources                        |              | Federal Aid Revenues                           |  | Veteran & Senior Citizen Taxes .06         | 32,790.00    |
| Elections                              | 450.00       | Sale of Acquired Property 1,500.00             |  | Total Taxes for Rate Computation 3.07      | 1,629,581.98 |
| General Administration (other)         | 46,990.00    | Other Miscellaneous Revenues 48,291.75         |  | Special District Taxes                     |              |
| <b>JUDICIARY</b>                       |              | 1969 Revenues Total 1,792,725.67               |  | Bank Stock Taxes                           | 1,134.40     |
| Municipal Courts                       | 2,900.00     | Prior Years Surplus Appropriated 80,000.00     |  | Added and Omitted Taxes                    | 14,800.51    |
| <b>PUBLIC SAFETY</b>                   |              | <b>REVENUES TOTAL 1,872,725.67</b>             |  | Total Taxes Levied - ABSTRACT              | 1,612,726.89 |
| Fire Protection                        | 26,454.00    |  |  | <b>TOTAL TAXES BILLED</b>                  | 1,615,230.15 |
| Police Protection                      | 113,929.00   |  |  | 1969 TAXES COLLECTED                       | 1,592,160.10 |
| Civil Defense & Disaster Control       | 300.00       |  |  | 1969 Taxes Cancelled, Abated or Adjusted   | 672.50       |
| Environmental Inspection & Control     | 5,350.00     |  |  | Transfer to Tax Title Liens or Foreclosed  | 2,730.60     |
| Other Public Safety                    |              |  |  | Balance Outstanding Dec. 31, 1969          | 19,666.95    |
| <b>PUBLIC WORKS</b>                    |              |  |  | <b>PRIOR YEARS TAXES OUTSTANDING</b>       |              |
| Streets and Drainage                   | 68,210.00    |  |  | Balance January 1, 1969                    | 17,426.83    |
| Sewers and Sewage Processing           |              |  |  | Collected in 1969                          | 16,562.33    |
| Garbage and Trash Disposal             |              |  |  | Cancelled, Abated or Adjusted (1969)       | 864.50       |
| Public Buildings and Grounds           | 7,990.00     |  |  | Transfers to Tax Title Liens or Foreclosed |              |
| Other Public Works                     |              |  |  | Balance December 31, 1969                  |              |
| <b>HEALTH and WELFARE</b>              |              |  |  | <b>TAX TITLE LIENS OUTSTANDING</b>         |              |
| Health Services Except Environmental   | 5,760.00     |  |  | Balance January 1, 1969                    | 5,424.51     |
| Welfare-Public Assistance              | 250.00       |  |  | Transfers From Taxes                       | 2,730.60     |
| Hospitals, Clinics, First Aid          | 1,400.00     |  |  | Redeemed in 1969                           | 893.01       |
| Animal, Insect, & Rodent Control       |              |  |  | Cancelled, Abated or Adjusted (1969)       |              |
| Other Welfare Services                 |              |  |  | Transfers to Foreclosed Property           |              |
| <b>RECREATION and CONSERVATION</b>     |              |  |  | Balance December 31, 1969                  | 7,262.10     |
| Beaches and Boardwalks                 |              |  |  | <b>PROPERTY ACQUIRED BY DEED OR</b>        |              |
| Parks, Playgrounds, Shade Trees        | 23,560.00    |  |  | <b>FORECLOSURE</b>                         |              |
| Land Reclamation & Conservation        | 100.00       |  |  | Balance January 1, 1969                    | 97,654.00    |
| Other Recreational Services            | 5,950.00     |  |  | Transfers From Taxes or Liens              |              |
| <b>EDUCATION (excluding schools)</b>   |              |  |  | Sale for Cash (1969)                       | 1,500.00     |
| Libraries                              | 3,000.00     |  |  | Cancelled, Abated or Adjusted (1969)       |              |
| Other Educational Services             |              |  |  | Balance December 31, 1969                  | 96,154.00    |
| <b>STATUTORY EXPENDITURES</b>          |              |  |  | <b>CURRENT FINANCES DECEMBER 31, 1969</b>  |              |
| Pensions & F.I.C.A.                    | 25,070.00    |  |  | <b>ASSETS</b>                              |              |
| Employee Fringe Benefits               | 9,685.00     |  |  | Cash Dec. 31, 1969                         | 519,399.26   |
| Other Statutory Expenditures           |              |  |  | Taxes Receivable                           | 19,666.95    |
| <b>MUNICIPAL FUNCTIONS</b>             |              |  |  | Tax Title Liens                            | 7,262.10     |
| <b>CAPITAL IMPROVEMENTS</b>            |              |  |  | Foreclosed Property                        | 96,154.00    |
| <b>DEBT SERVICE</b>                    |              |  |  | Emergencies & Other Deferred Charges       |              |
| Principal Payments                     |              |  |  | State Aid Receivable                       |              |
| Interest Payments                      | 1,835.00     |  |  | Other Receivables                          | 1,517.47     |
| <b>DEFERRED CHARGES</b>                |              |  |  | Total                                      | 643,999.78   |
| SCHOOL, COUNTY, SPECIAL DISTRICT TAXES | 11,250.00    |  |  | <b>LIABILITIES</b>                         |              |
| <b>RESERVE FOR UNCOLLECTED TAXES</b>   |              |  |  | Cash Liabilities                           | 362,563.65   |
|  | 1,401,837.38 |  |  | Reserves for Receivables                   | 124,600.52   |
|  | 32,177.58    |  |  | Surplus Dec. 31, 1969                      | 156,835.61   |
| <b>EXPENDITURES TOTAL</b>              | 1,859,754.96 |  |  | Total                                      | 643,999.78   |

0504  
Population 1960 2,327  
Population 1969 2,620  
  
Moody Rating  
Land Area 65.10 Sq. Miles

DENNIS TWP  
Net Valuation Taxable 10,315,186  
State Equalized Value 12,815,487  
Net Valuation on Which County Taxes  
are apportioned: 10,904,049  
State Equalization Ratio .8049  
  
- CAPE MAY COUNTY  
General Tax Rate Per \$100. 2.41  
State Equalized  
General Tax Rate: 1.93

PER CAPITA:  
Gross Debt 104.96  
Net Debt  
Debt Service .01  
Total Tax Levy 90.46  
Municipal Expenditures 88.97

PER CENT:  
Gross Debt 2.55  
Net Debt  
Tax Levy Collected 82.28  
Tax Levy Cancelled, Abated  
or Adjusted .21

| 1969 EXPENDITURES                             | 1969 REVENUES   | 1969 PROPERTY TAX                                  |
|---|---|--|
| <b>GENERAL GOVERNMENT</b>                     | 1969 — Property Taxes Collected 195,068.29                              | <b>STATE EQUALIZED TAX RATE</b>                    |
| Governing Body & Public Boards                | 1969 Payments in Lieu of Taxes 40,480.61                                | Local District School Taxes 1.32 168,674.50        |
| Municipal Clerk                               | Delinquent Tax & Lien Collections 6,799.00                              | Regional & Consolidated School Tax                 |
| Financial Administration 8,120.00             | Business Personalty Replacement Taxes 140,304.02                        | School Taxes in Municipal Budget                   |
| Assessment of Taxes 4,100.00                  | Other Miscellaneous Tax Revenues 26,845.82                              | County Taxes .46 59,389.90                         |
| Collection of Taxes 4,950.00                  | State Aid Revenues 500.00   | County Library Taxes .01 1,555.50                  |
| Planning, Housing & Development 1,050.00      | Other Miscellaneous Revenues 19,157.52                                  | Local Municipal Purpose Taxes                      |
| Human Resources                               | 1969 Revenues Total 429,155.26  | Veteran & Senior Citizen Taxes .15 19,440.00       |
| Elections 705.00                              | Prior Years Surplus Appropriated 100,356.41                             | Total Taxes for Rate Computation 1.94 249,059.90   |
| General Administration (other) 13,400.00      | <b>REVENUES TOTAL 529,511.67</b>  | Special District Taxes 3,755.52                    |
| <b>JUDICIARY</b>                              | 1969 REAL PROPERTY VALUATIONS   | Bank Stock Taxes 3,639.16                          |
| Municipal Courts 3,100.00                     | Code Class # of Parcels %VAL'N ASSESSED VALUATION                       | Added and Omitted Taxes                            |
| <b>PUBLIC SAFETY</b>                          | 1 Vacant Land 1066 15.65 1,556,933.00                                   | Total Taxes Levied - ABSTRACT 237,014.58           |
| Fire Protection 7,200.00                      | 2 Residential 805 61.89 6,156,310.00                                    | <b>TOTAL TAXES BILLED 237,072.64</b>               |
| Police Protection 1,550.00                    | 3 Farm 136 13.67 1,359,880.00   | 1969 TAXES COLLECTED 195,068.29                    |
| Civil Defense & Disaster Control 2,050.00     | 4a Commercial 56 8.62 857,810.00  | 1969 Taxes Cancelled, Abated or Adjusted 493.40    |
| Environmental Inspection & Control            | 4b Industrial 2 .16 16,050.00   | Transfer to Tax Title Liens or Foreclosed 1,068.29 |
| Other Public Safety                           | 4c Apartments 99.99 9,946,983.00  | Balance Outstanding Dec. 31, 1969 40,442.66        |
| <b>PUBLIC WORKS</b>                           | Total 2065  | <b>PRIOR YEARS TAXES OUTSTANDING</b>               |
| Streets and Drainage 29,100.00                |   | Balance January 1, 1969 42,671.68                  |
| Sewers and Sewage Processing                  |   | Collected in 1969 39,793.78                        |
| Garbage and Trash Disposal 3,600.00           |   | Cancelled, Abated or Adjusted (1969) 1,138.01      |
| Public Buildings and Grounds 1,750.00         |   | Transfers to Tax Title Liens or Foreclosed         |
| Other Public Works                            |   | Balance December 31, 1969 1,739.89                 |
| <b>HEALTH and WELFARE</b>                     | <b>CAPITAL DEBT AUTHORIZED, DECEMBER 31, 1969</b>                       | <b>TAX TITLE LIENS OUTSTANDING</b>                 |
| Health Services Except Environmental 1,280.00 | ISSUED AND UNISSUED GROSS DEBT NET DEBT                                 | Balance January 1, 1969 7,018.98                   |
| Welfare-Public Assistance 1,100.00            | School 275,000  | Transfers From Taxes 1,068.29                      |
| Hospitals, Clinics, First Aid                 | Self-liquidating  | Redeemed in 1969 686.83                            |
| Animal, Insect, & Rodent Control 3,220.00     | Other   | Cancelled, Abated or Adjusted (1969)               |
| Other Welfare Services                        | Total 275,000   | Transfers to Foreclosed Property                   |
| <b>RECREATION and CONSERVATION</b>            | ISSUED AND OUTSTANDING  | Balance December 31, 1969 7,400.44                 |
| Beaches and Boardwalks 500.00                 | School 275,000.00   | <b>PROPERTY ACQUIRED BY DEED OR</b>                |
| Parks, Playgrounds, Shade Trees               | Self-Liquidating  | <b>FORECLOSURE</b>                                 |
| Land Reclamation & Conservation               | Other   | Balance January 1, 1969 8,129.00                   |
| Other Recreational Services 200.00            | Total 275,000.00  | Transfers From Taxes or Liens                      |
| <b>EDUCATION (excluding schools)</b>          | <b>EQUALIZED VALUATION BASIS FOR NET DEBT COMPUTATION 10,786,153.00</b> | Sale for Cash (1969) 500.00                        |
| Libraries                                     | 1969 CAPITAL OUTLAY TOTAL 37,465.00                                     | Cancelled, Abated or Adjusted (1969)               |
| Other Educational Services 46,000.00          | Beaches and Boardwalks  | Balance December 31, 1969 7,629.00                 |
| <b>STATUTORY EXPENDITURES</b>                 | Parks and Playgrounds   | <b>CURRENT FINANCES DECEMBER 31, 1969</b>          |
| Pensions & F.I.C.A. 2,800.00                  | Public Buildings and Grounds  | <b>ASSETS</b>                                      |
| Employee Fringe Benefits 2,300.00             | Vehicular Equipment 15,965.00   | Cash Dec. 31, 1969 224,756.32                      |
| Other Statutory Expenditures                  | Streets, Roads, Sidewalks, Storm Sewers 21,500.00                       | Taxes Receivable 42,182.55                         |
| <b>MUNICIPAL FUNCTIONS</b>                    | Sewer System  | Tax Title Liens 7,400.44                           |
| <b>CAPITAL IMPROVEMENTS</b>                   | Water Service   | Foreclosed Property 7,629.00                       |
| <b>DEBT SERVICE</b>                           | Other Utilities   | Emergencies & Other Deferred Charges               |
| Principal Payments 25.00                      | Hospitals and Clinics   | State Aid Receivable 18,454.29                     |
| Interest Payments                             | Garbage and Trash Disposal Facilities                                   | Other Receivables 73.06                            |
| <b>DEFERRED CHARGES</b>                       | Health Equipment  | Total 300,495.66                                   |
| 7,017.57                                      | Library and Education Facilities  | <b>LIABILITIES</b>                                 |
| <b>SCHOOL, COUNTY, SPECIAL DISTRICT TAXES</b> | Conservation and Recreation   | Cash Liabilities 50,008.22                         |
| <b>RESERVE FOR UNCOLLECTED TAXES</b>          | Other Expenditures  | Reserves for Receivables 57,285.05                 |
| 51,483.66                                     |   | Surplus Dec. 31, 1969 193,202.39                   |
| <b>EXPENDITURES TOTAL 466,476.65</b>          |   | Total 300,495.66                                   |

1408  
Population 1960 10,632  
Population 1969 13,630  
  
Moody Rating BAA  
Land Area 12.80 Sq. Miles

DENVILLE TWP  
Net Valuation Taxable 48,464,020  
State Equalized Value 125,294,777  
Net Valuation on Which County Taxes  
are apportioned: 126,730,531  
State Equalization Ratio .3868  
  
- MORRIS COUNTY  
General Tax Rate Per \$100. 8.03  
State Equalized  
General Tax Rate: 3.10

PER CAPITA:  
Gross Debt 544.25  
Net Debt 64.08  
Debt Service 2.52  
Total Tax Levy 282.65  
Municipal Expenditures 112.19

PER CENT:  
Gross Debt 6.49  
Net Debt .76  
Tax Levy Collected 95.74  
Tax Levy Cancelled, Abated  
or Adjusted .21

| 1969 EXPENDITURES                      |              | 1969 REVENUES                                     |               | 1969 PROPERTY TAX                          |                   |
|--|--------------|---|---------------|--|-------------------|
| GENERAL GOVERNMENT                     |              | 1969 — Property Taxes Collected                   |               | STATE EQUALIZED TAX RATE                   |                   |
| Governing Body & Public Boards         |              |   | 3,688,434.76  | Local District School Taxes                | 1.31 1,639,649.59 |
| Municipal Clerk                        |              | 1969 Payments in Lieu of Taxes                    |               | Regional & Consolidated School Tax         | .85 1,068,102.88  |
| Financial Administration               | 32,570.00    | Delinquent Tax & Lien Collections                 | 121,878.22    | School Taxes in Municipal Budget           |                   |
| Assessment of Taxes                    | 20,850.00    | Business Personalty Replacement Taxes             | 151,744.00    | County Taxes                               | .41 512,596.86    |
| Collection of Taxes                    | 27,090.00    | Taxes from Public Utilities                       | 248,070.98    | County Library Taxes                       |                   |
| Planning, Housing & Development        | 17,759.00    | Other Miscellaneous Tax Revenues                  |               | Local Municipal Purpose Taxes              | .47 591,281.68    |
| Human Resources                        |              | State Aid Revenues                                | 96,320.97     | Veteran & Senior Citizen Taxes             | .06 79,800.00     |
| Elections                              | 2,619.77     | Federal Aid Revenues                              |               | Total Taxes for Rate Computation           | 3.10 3,891,431.01 |
| General Administration (other)         | 101,415.48   | Sale of Acquired Property                         | 8,525.00      | Special District Taxes                     |                   |
| JUDICIARY                              |              | Other Miscellaneous Revenues                      | 106,326.09    | Bank Stock Taxes                           |                   |
| Municipal Courts                       | 13,770.00    | 1969 Revenues                                     | 4,421,300.02  | Added and Omitted Taxes                    |                   |
| PUBLIC SAFETY                          |              | Prior Years Surplus Appropriated                  | 272,667.00    | Total Taxes Levied - ABSTRACT              | 3,852,468.36      |
| Fire Protection                        | 57,180.00    | REVENUES  | 4,693,967.02  | TOTAL TAXES BILLED                         | 3,852,468.36      |
| Police Protection                      | 283,986.00   |   |               | 1969 TAXES COLLECTED                       | 3,688,434.76      |
| Civil Defense & Disaster Control       | 3,000.00     | 1969 REAL PROPERTY VALUATIONS                     |               | 1969 Taxes Cancelled, Abated or Adjusted   | 8,012.39          |
| Environmental Inspection & Control     | 12,617.00    | Code Class # of Parcels %VAL'N ASSESSED VALUATION |               | Transfer to Tax Title Liens or Foreclosed  | 2,276.57          |
| Other Public Safety                    |              | 1 Vacant Land 1234 4.48                           | 2,121,550.00  | Balance Outstanding Dec. 31, 1969          | 153,744.64        |
| PUBLIC WORKS                           |              | 2 Residential 4014 75.23                          | 35,612,900.00 | PRIOR YEARS TAXES OUTSTANDING              |                   |
| Streets and Drainage                   | 182,697.00   | 3 Farm 31 .64                                     | 300,850.00    | Balance January 1, 1969                    | 122,073.60        |
| Sewers and Sewage Processing           |              | 4a Commercial 182 10.24                           | 4,848,400.00  | Collected in 1969                          | 120,528.60        |
| Garbage and Trash Disposal             | 4,549.06     | 4b Industrial 21 7.61                             | 3,602,050.00  | Cancelled, Abated or Adjusted (1969)       | 712.10            |
| Public Buildings and Grounds           | 24,730.00    | 4c Apartments 3 1.80                              | 851,550.00    | Transfers to Tax Title Liens or Foreclosed | 160.91            |
| Other Public Works                     |              | Total 5485 100.00                                 | 47,337,300.00 | Balance December 31, 1969                  | 671.99            |
| HEALTH and WELFARE                     |              | CAPITAL DEBT AUTHORIZED, DECEMBER 31, 1969        |               | TAX TITLE LIENS OUTSTANDING                |                   |
| Health Services Except Environmental   | 29,976.00    | ISSUED AND UNISSUED                               |               | Balance January 1, 1969                    | 7,519.43          |
| Welfare-Public Assistance              | 5,350.00     | School  | 4,570,459     | Transfers From Taxes                       | 2,497.95          |
| Hospitals, Clinics, First Aid          | 3,750.00     | Self-liquidating                                  | 1,974,329     | Redeemed in 1969                           | 1,349.62          |
| Animal, Insect, & Rodent Control       | 12,499.32    | Other   | 873,343       | Cancelled, Abated or Adjusted (1969)       |                   |
| Other Welfare Services                 |              | Total   | 7,418,132     | Transfers to Foreclosed Property           |                   |
| RECREATION and CONSERVATION            |              | ISSUED AND OUTSTANDING                            |               | Balance December 31, 1969                  | 8,667.76          |
| Beaches and Boardwalks                 |              | School  | 4,570,456.46  | PROPERTY ACQUIRED BY DEED OR               |                   |
| Parks, Playgrounds, Shade Trees        | 26,359.00    | Self-Liquidating                                  | 1,631,329.70  | FORECLOSURE                                |                   |
| Land Reclamation & Conservation        | 12,716.00    | Other   | 630,000.00    | Balance January 1, 1969                    | 89,625.00         |
| Other Recreational Services            |              | Total   | 6,831,786.16  | Transfers From Taxes or Liens              |                   |
| EDUCATION (excluding schools)          |              | EQUALIZED VALUATION BASIS                         |               | Sale for Cash (1969)                       | 8,525.00          |
| Libraries                              | 64,000.00    | FOR NET DEBT COMPUTATION                          |               | Cancelled, Abated or Adjusted (1969)       |                   |
| Other Educational Services             | 100.00       | 1969 CAPITAL OUTLAY                               |               | Balance December 31, 1969                  | 81,100.00         |
| STATUTORY EXPENDITURES                 |              | TOTAL   |               | CURRENT FINANCES DECEMBER 31, 1969         |                   |
| Pensions & F.I.C.A.                    | 60,297.98    | Beaches and Boardwalks                            |               | ASSETS                                     |                   |
| Employee Fringe Benefits               | 28,851.37    | Parks and Playgrounds                             |               | Cash Dec. 31, 1969                         | 566,759.00        |
| Other Statutory Expenditures           |              | Public Buildings and Grounds                      |               | Taxes Receivable                           | 154,416.63        |
| MUNICIPAL FUNCTIONS                    |              | Vehicular Equipment                               |               | Tax Title Liens                            | 8,667.76          |
| CAPITAL IMPROVEMENTS                   | 175,523.00   | Streets, Roads, Sidewalks, Storm Sewers           |               | Foreclosed Property                        | 81,100.00         |
| DEBT SERVICE                           |              | Sewer System                                      |               | Emergencies & Other Deferred Charges       | 22,090.00         |
| Principal Payments                     | 25,000.00    | Water Service                                     |               | State Aid Receivable                       | 83,344.47         |
| Interest Payments                      | 9,414.75     | Other Utilities                                   |               | Other Receivables                          | 22.00             |
| DEFERRED CHARGES                       | 25,356.61    | Hospitals and Clinics                             |               | Total                                      | 916,399.86        |
| SCHOOL, COUNTY, SPECIAL DISTRICT TAXES | 3,220,349.33 | Garbage and Trash Disposal Facilities             |               | LIABILITIES                                |                   |
| RESERVE FOR UNCOLLECTED TAXES          | 265,073.09   | Health Equipment                                  |               | Cash Liabilities                           | 203,118.26        |
|  |              | Library and Education Facilities                  |               | Reserves for Receivables                   | 244,206.39        |
|  |              | Conservation and Recreation                       |               | Surplus Dec. 31, 1969                      | 469,075.21        |
| EXPENDITURES                           |              | Other Expenditures                                |               | Total                                      | 916,399.86        |
| TOTAL                                  | 4,749,449.76 |   |               |  |                   |

0802  
Population 1960 17,878  
Population 1969 23,460  
  
Moody Rating  
Land Area 17.36 Sq. Miles

DEPTFORD TWP - GLOUCESTER COUNTY  
Net Valuation Taxable 22,390,650  
State Equalized Value 88,816,541  
Net Valuation on Which County Taxes are apportioned: 87,840,689  
State Equalization Ratio .2521  
General Tax Rate Per \$100. 15.44  
State Equalized General Tax Rate: 3.89

PER CAPITA:  
Gross Debt 195.01  
Net Debt 48.81  
Debt Service 1.84  
Total Tax Levy 147.77  
Municipal Expenditures 60.70

PER CENT:  
Gross Debt 5.34  
Net Debt 1.34  
Tax Levy Collected 93.66  
Tax Levy Cancelled, Abated or Adjusted .15

| 1969 EXPENDITURES                             |                           | 1969 REVENUES                         |                           | 1969 PROPERTY TAX                               |                     |
|---|---------------------------|---------------------------------------|---------------------------|---|---------------------|
| <b>GENERAL GOVERNMENT</b>                     |                           |                                       |                           | <b>STATE EQUALIZED TAX RATE</b>                 |                     |
| Governing Body & Public Boards                | 11,500.00                 | 1969 — Property Taxes Collected       | 3,251,839.78              | Local District School Taxes                     | 2.68 2,378,036.75   |
| Municipal Clerk                               | 18,500.00                 | 1969 Payments in Lieu of Taxes        |                           | Regional & Consolidated School Tax              |                     |
| Financial Administration                      | 43,850.00                 | Delinquent Tax & Lien Collections     | 208,901.47                | School Taxes in Municipal Budget                |                     |
| Assessment of Taxes                           | 17,052.97                 | Business Personalty Replacement Taxes | 94,265.00                 | County Taxes                                    | .59 528,063.65      |
| Collection of Taxes                           | 2,200.00                  | Taxes from Public Utilities           | 260,904.72                | County Library Taxes                            |                     |
| Planning, Housing & Development               | 15,324.50                 | Other Miscellaneous Tax Revenues      |                           | Local Municipal Purpose Taxes                   | .48 423,388.82      |
| Human Resources                               |                           | State Aid Revenues                    | 78,637.62                 | Veteran & Senior Citizen Taxes                  | .14 125,490.00      |
| Elections                                     | 4,500.00                  | Federal Aid Revenues                  |                           | Total Taxes for Rate Computation                | 3.89 3,454,979.22   |
| General Administration (other)                | 41,200.00                 | Sale of Acquired Property             | 9,646.58                  | Special District Taxes                          | 89,000.00           |
| <b>JUDICIARY</b>                              |                           | Other Miscellaneous Revenues          | 91,909.49                 | Bank Stock Taxes                                | 991.18              |
| Municipal Courts                              | 12,100.00                 | 1969 Revenues                         | 3,996,104.66              | Added and Omitted Taxes                         | 47,284.86           |
| <b>PUBLIC SAFETY</b>                          |                           | Prior Years Surplus Appropriated      | 333,880.97                | Total Taxes Levied - ABSTRACT                   | 3,466,765.26        |
| Fire Protection                               | 5,914.25                  | <b>REVENUES</b>                       | <b>TOTAL</b> 4,329,985.63 | <b>TOTAL TAXES BILLED</b>                       | <b>3,472,019.27</b> |
| Police Protection                             | 206,757.84                |                                       |                           | <b>1969 TAXES COLLECTED</b>                     | <b>3,251,839.78</b> |
| Civil Defense & Disaster Control              | 3,450.00                  |                                       |                           | 1969 Taxes Cancelled, Abated or Adjusted        | 5,043.55            |
| Environmental Inspection & Control            | 15,400.00                 |                                       |                           | Transfer to Tax Title Liens or Foreclosed       | 14,891.55           |
| Other Public Safety                           |                           |                                       |                           | Balance Outstanding Dec. 31, 1969               | 200,244.39          |
| <b>PUBLIC WORKS</b>                           |                           |                                       |                           | <b>PRIOR YEARS TAXES OUTSTANDING</b>            |                     |
| Streets and Drainage                          | 175,580.00                |                                       |                           | Balance January 1, 1969                         | 209,137.98          |
| Sewers and Sewage Processing                  |                           |                                       |                           | Collected in 1969                               | 192,661.60          |
| Garbage and Trash Disposal                    | 118,504.00                |                                       |                           | Cancelled, Abated or Adjusted (1969)            | 40.62               |
| Public Buildings and Grounds                  | 14,284.04                 |                                       |                           | Transfers to Tax Title Liens or Foreclosed      | 5,064.76            |
| Other Public Works                            |                           |                                       |                           | Balance December 31, 1969                       | 11,371.00           |
| <b>HEALTH and WELFARE</b>                     |                           |                                       |                           | <b>TAX TITLE LIENS OUTSTANDING</b>              |                     |
| Health Services Except Environmental          | 22,508.46                 |                                       |                           | Balance January 1, 1969                         | 88,274.98           |
| Welfare-Public Assistance                     | 56,300.00                 |                                       |                           | Transfers From Taxes                            | 19,956.31           |
| Hospitals, Clinics, First Aid                 |                           |                                       |                           | Redeemed in 1969                                | 16,239.87           |
| Animal, Insect, & Rodent Control              | 8,280.98                  |                                       |                           | Cancelled, Abated or Adjusted (1969)            |                     |
| Other Welfare Services                        |                           |                                       |                           | Transfers to Foreclosed Property                |                     |
| <b>RECREATION and CONSERVATION</b>            |                           |                                       |                           | Balance December 31, 1969                       | 91,991.42           |
| Beaches and Boardwalks                        |                           |                                       |                           | <b>PROPERTY ACQUIRED BY DEED OR FORECLOSURE</b> |                     |
| Parks, Playgrounds, Shade Trees               | 15,000.00                 |                                       |                           | Balance January 1, 1969                         | 93,544.00           |
| Land Reclamation & Conservation               |                           |                                       |                           | Transfers From Taxes or Liens                   |                     |
| Other Recreational Services                   |                           |                                       |                           | Sale for Cash (1969)                            | 9,646.58            |
| <b>EDUCATION (excluding schools)</b>          |                           |                                       |                           | Cancelled, Abated or Adjusted (1969)            |                     |
| Libraries                                     | 12,500.00                 |                                       |                           | Balance December 31, 1969                       | 83,897.42           |
| Other Educational Services                    |                           |                                       |                           | <b>CURRENT FINANCES DECEMBER 31, 1969</b>       |                     |
| <b>STATUTORY EXPENDITURES</b>                 |                           |                                       |                           | <b>ASSETS</b>                                   |                     |
| Pensions & F.I.C.A.                           | 31,118.36                 |                                       |                           | Cash Dec. 31, 1969                              | 746,927.90          |
| Employee Fringe Benefits                      | 14,500.00                 |                                       |                           | Taxes Receivable                                | 211,615.39          |
| Other Statutory Expenditures                  |                           |                                       |                           | Tax Title Liens                                 | 91,991.42           |
| <b>MUNICIPAL FUNCTIONS</b>                    | <b>TOTAL</b> 866,325.40   |                                       |                           | Foreclosed Property                             | 83,897.42           |
| <b>CAPITAL IMPROVEMENTS</b>                   | <b>125,000.00</b>         |                                       |                           | Emergencies & Other Deferred Charges            | 20,657.18           |
| <b>DEBT SERVICE</b>                           |                           |                                       |                           | State Aid Receivable                            | 103,907.96          |
| Principal Payments                            | 30,000.00                 |                                       |                           | Other Receivables                               | 3,450.00            |
| Interest Payments                             | 13,100.00                 |                                       |                           | <b>Total</b>                                    | <b>1,262,447.27</b> |
| <b>DEFERRED CHARGES</b>                       | <b>71,933.74</b>          |                                       |                           | <b>LIABILITIES</b>                              |                     |
| <b>SCHOOL, COUNTY, SPECIAL DISTRICT TAXES</b> | <b>2,995,100.40</b>       |                                       |                           | Cash Liabilities                                | 214,543.83          |
| <b>RESERVE FOR UNCOLLECTED TAXES</b>          | <b>317,779.20</b>         |                                       |                           | Reserves for Receivables                        | 390,954.23          |
| <b>EXPENDITURES</b>                           | <b>TOTAL</b> 4,419,238.74 |                                       |                           | Surplus Dec. 31, 1969                           | 656,949.21          |
|   |                           |                                       |                           | <b>Total</b>                                    | <b>1,262,447.27</b> |

1409  
Population 1960 13,034  
Population 1969 16,220  
S & P Rating BBB  
Moody Rating BAA  
Land Area 2.30 Sq. Miles

DOVER TOWN  
Net Valuation Taxable  
State Equalized Value  
Net Valuation on Which County Taxes  
are apportioned:  
State Equalization Ratio

- MORRIS COUNTY  
42,072,499  
95,641,052  
97,387,080  
4399

General Tax Rate Per \$100. 6.67  
State Equalized  
General Tax Rate: 2.93

PER CAPITA:  
Gross Debt 340.69  
Net Debt 68.42  
Debt Service 6.38  
Total Tax Levy 171.67  
Municipal Expenditures 87.94

PER CENT:  
Gross Debt 6.22  
Net Debt 1.25  
Tax Levy Collected 95.27  
Tax Levy Cancelled, Abated  
or Adjusted .18

| 1969 EXPENDITURES                      |              | 1969 REVENUES                         |              | 1969 PROPERTY TAX                          |                   |
|--|--------------|---------------------------------------|--------------|--|-------------------|
| GENERAL GOVERNMENT                     |              | 1969 — Property Taxes Collected       |              | STATE EQUALIZED TAX RATE                   |                   |
| Governing Body & Public Boards         |              | 1969 Payments in Lieu of Taxes        | 2,656,600.41 | Local District School Taxes                | 1.83 1,751,060.75 |
| Municipal Clerk                        |              | Delinquent Tax & Lien Collections     | 89,772.86    | Regional & Consolidated School Tax         |                   |
| Financial Administration               | 35,300.00    | Business Personalty Replacement Taxes | 198,377.00   | School Taxes in Municipal Budget           |                   |
| Assessment of Taxes                    | 7,500.00     | Taxes from Public Utilities           | 200,557.16   | County Taxes                               | .41 394,786.15    |
| Collection of Taxes                    | 11,800.00    | Other Miscellaneous Tax Revenues      | 4,339.02     | County Library Taxes                       |                   |
| Planning, Housing & Development        | 25,500.00    | State Aid Revenues                    | 78,593.48    | Local Municipal Purpose Taxes              | .61 581,792.03    |
| Human Resources                        |              | Federal Aid Revenues                  |              | Veteran & Senior Citizen Taxes             | .08 74,500.00     |
| Elections                              | 2,600.00     | Sale of Acquired Property             | 3,859.10     | Total Taxes for Rate Computation           | 2.93 2,802,138.93 |
| General Administration (other)         | 75,410.00    | Other Miscellaneous Revenues          | 196,540.47   | Special District Taxes                     |                   |
| JUDICIARY                              |              | 1969 Revenues                         | 3,428,639.50 | Bank Stock Taxes                           | 21,703.15         |
| Municipal Courts                       | 28,500.00    | Prior Years Surplus Appropriated      | 130,000.00   | Added and Omitted Taxes                    | 35,191.31         |
| PUBLIC SAFETY                          |              | REVENUES                              | 3,558,639.50 | Total Taxes Levied - ABSTRACT              | 2,784,533.39      |
| Fire Protection                        | 48,100.00    |                                       |              | TOTAL TAXES BILLED                         | 2,788,639.34      |
| Police Protection                      | 296,500.00   |                                       |              | 1969 TAXES COLLECTED                       | 2,656,600.41      |
| Civil Defense & Disaster Control       | 800.00       |                                       |              | 1969 Taxes Cancelled, Abated or Adjusted   | 5,000.00          |
| Environmental Inspection & Control     | 6,400.00     |                                       |              | Transfer to Tax Title Liens or Foreclosed  | 3,395.10          |
| Other Public Safety                    |              |                                       |              | Balance Outstanding Dec. 31, 1969          | 123,643.83        |
| PUBLIC WORKS                           |              |                                       |              | PRIOR YEARS TAXES OUTSTANDING              |                   |
| Streets and Drainage                   | 194,170.00   |                                       |              | Balance January 1, 1969                    | 112,328.50        |
| Sewers and Sewage Processing           | 1,000.00     |                                       |              | Collected in 1969                          | 86,594.08         |
| Garbage and Trash Disposal             | 80,000.00    |                                       |              | Cancelled, Abated or Adjusted (1969)       | 59.56             |
| Public Buildings and Grounds           | 20,600.00    |                                       |              | Transfers to Tax Title Liens or Foreclosed |                   |
| Other Public Works                     |              |                                       |              | Balance December 31, 1969                  | 25,674.86         |
| HEALTH and WELFARE                     |              |                                       |              | TAX TITLE LIENS OUTSTANDING                |                   |
| Health Services Except Environmental   | 53,000.00    |                                       |              | Balance January 1, 1969                    | 17,254.94         |
| Welfare-Public Assistance              | 19,550.00    |                                       |              | Transfers From Taxes                       | 3,395.10          |
| Hospitals, Clinics, First Aid          | 2,000.00     |                                       |              | Redeemed in 1969                           | 3,178.78          |
| Animal, Insect, & Rodent Control       | 2,480.00     |                                       |              | Cancelled, Abated or Adjusted (1969)       |                   |
| Other Welfare Services                 |              |                                       |              | Transfers to Foreclosed Property           | 9,938.36          |
| RECREATION and CONSERVATION            |              |                                       |              | Balance December 31, 1969                  | 7,532.90          |
| Beaches and Boardwalks                 |              |                                       |              | PROPERTY ACQUIRED BY DEED OR               |                   |
| Parks, Playgrounds, Shade Trees        | 61,200.00    |                                       |              | FORECLOSURE                                |                   |
| Land Reclamation & Conservation        |              |                                       |              | Balance January 1, 1969                    | 31,380.74         |
| Other Recreational Services            | 6,000.00     |                                       |              | Transfers From Taxes or Liens              | 9,938.36          |
| EDUCATION (excluding schools)          |              |                                       |              | Sale for Cash (1969)                       | 3,859.10          |
| Libraries                              | 58,850.00    |                                       |              | Cancelled, Abated or Adjusted (1969)       |                   |
| Other Educational Services             |              |                                       |              | Balance December 31, 1969                  | 37,460.00         |
| STATUTORY EXPENDITURES                 |              |                                       |              | CURRENT FINANCES DECEMBER 31, 1969         |                   |
| Pensions & F.I.C.A.                    | 90,512.00    |                                       |              | ASSETS                                     |                   |
| Employee Fringe Benefits               | 43,000.00    |                                       |              | Cash Dec. 31, 1969                         | 456,703.73        |
| Other Statutory Expenditures           |              |                                       |              | Taxes Receivable                           | 149,318.69        |
| MUNICIPAL FUNCTIONS                    |              |                                       |              | Tax Title Liens                            | 7,532.90          |
| CAPITAL IMPROVEMENTS                   | 9,444.30     |                                       |              | Foreclosed Property                        | 37,460.00         |
| DEBT SERVICE                           |              |                                       |              | Emergencies & Other Deferred Charges       | 10,399.57         |
| Principal Payments                     | 75,000.00    |                                       |              | State Aid Receivable                       | 15,022.52         |
| Interest Payments                      | 28,462.95    |                                       |              | Other Receivables                          | 345.29            |
| DEFERRED CHARGES                       | 5,105.14     |                                       |              | Total                                      | 676,782.70        |
| SCHOOL, COUNTY, SPECIAL DISTRICT TAXES | 2,145,846.90 |                                       |              | LIABILITIES                                |                   |
| RESERVE FOR UNCOLLECTED TAXES          | 137,545.29   |                                       |              | Cash Liabilities                           | 293,294.55        |
| EXPENDITURES                           |              |                                       |              | Reserves for Receivables                   | 194,656.88        |
| TOTAL                                  | 3,572,176.58 |                                       |              | Surplus Dec. 31, 1969                      | 188,831.27        |
|  |              |                                       |              | Total                                      | 676,782.70        |



1507  
Population 1960 17,414  
Population 1969 33,040  
  
Moody Rating  
Land Area 44.03 Sq. Miles

DOVER TWP - OCEAN COUNTY  
Net Valuation Taxable 353,092,740  
State Equalized Value 379,221,071  
Net Valuation on Which County Taxes  
are apportioned: 391,449,656  
State Equalization Ratio .9311  
  
General Tax Rate Per \$100. 3.17  
  
State Equalized  
General Tax Rate: 2.95

PER CAPITA:  
Gross Debt 392.55  
Net Debt 50.24  
Debt Service 5.17  
Total Tax Levy 353.63  
Municipal Expenditures 149.02  
  
PER CENT:  
Gross Debt 3.70  
Net Debt .47  
Tax Levy Collected 93.45  
Tax Levy Cancelled, Abated  
or Adjusted .34

| 1969 EXPENDITURES                      |               | 1969 REVENUES                                     |  | 1969 PROPERTY TAX                          |  |
|--|---------------|---|--|--|--|
| GENERAL GOVERNMENT                     |               | 1969 — Property Taxes Collected                   |  | STATE EQUALIZED TAX RATE                   |  |
| Governing Body & Public Boards         | 12,000.00     | 1969 Payments in Lieu of Taxes                    |  | Local District School Taxes                |  |
| Municipal Clerk                        | 37,000.00     | Delinquent Tax & Lien Collections                 |  | Regional & Consolidated School Tax 1.87    |  |
| Financial Administration               | 132,200.00    | Business Personalty Replacement Taxes             |  | School Taxes in Municipal Budget           |  |
| Assessment of Taxes                    | 284,000.00    | Taxes from Public Utilities                       |  | County Taxes .54                           |  |
| Collection of Taxes                    | 67,000.00     | Other Miscellaneous Tax Revenues                  |  | County Library Taxes                       |  |
| Planning, Housing & Development        | 61,500.00     | State Aid Revenues                                |  | Local Municipal Purpose Taxes .47          |  |
| Human Resources                        | 500.00        | Federal Aid Revenues                              |  | Veteran & Senior Citizen Taxes .07         |  |
| Elections                              | 11,200.00     | Sale of Acquired Property                         |  | Total Taxes for Rate Computation 2.95      |  |
| General Administration (other)         | 197,250.00    | Other Miscellaneous Revenues                      |  | Special District Taxes                     |  |
| JUDICIARY                              |               | 1969 Revenues                                     |  | Bank Stock Taxes                           |  |
| Municipal Courts                       | 53,200.00     | Prior Years Surplus Appropriated                  |  | Added and Omitted Taxes                    |  |
| PUBLIC SAFETY                          |               | REVENUES  |  | Total Taxes Levied - ABSTRACT              |  |
| Fire Protection                        | 4,000.00      | 1969 REAL PROPERTY VALUATIONS                     |  | TOTAL TAXES BILLED                         |  |
| Police Protection                      | 1,002,000.00  | Code Class # of Parcels %VAL'N ASSESSED VALUATION |  | 1969 TAXES COLLECTED                       |  |
| Civil Defense & Disaster Control       | 16,850.00     | 1 Vacant Land 8226 9.56 33,200,500.00             |  | 1969 Taxes Cancelled, Abated or Adjusted   |  |
| Environmental Inspection & Control     | 93,000.00     | 2 Residential 18576 71.81 249,376,300.00          |  | Transfer to Tax Title Liens or Foreclosed  |  |
| Other Public Safety                    |               | 3 Farm 307 2.27 7,875,600.00                      |  | Balance Outstanding Dec. 31, 1969          |  |
| PUBLIC WORKS                           |               | 4a Commercial 656 10.97 38,090,700.00             |  | PRIOR YEARS TAXES OUTSTANDING              |  |
| Streets and Drainage                   | 435,600.00    | 4b Industrial 6 3.10 10,757,700.00                |  | Balance January 1, 1969                    |  |
| Sewers and Sewage Processing           |               | 4c Apartments 21 2.29 7,951,100.00                |  | Collected in 1969                          |  |
| Garbage and Trash Disposal             | 333,000.00    | Total 27792 100.00 347,251,900.00                 |  | Cancelled, Abated or Adjusted (1969)       |  |
| Public Buildings and Grounds           | 95,500.00     | CAPITAL DEBT AUTHORIZED, DECEMBER 31, 1969        |  | Transfers to Tax Title Liens or Foreclosed |  |
| Other Public Works                     |               | ISSUED AND UNISSUED                               |  | Balance December 31, 1969                  |  |
| HEALTH and WELFARE                     |               | GROSS DEBT  |  | TAX TITLE LIENS OUTSTANDING                |  |
| Health Services Except Environmental   | 328,500.00    | NET DEBT  |  | Balance January 1, 1969                    |  |
| Welfare-Public Assistance              | 38,000.00     | School 11,309,727                                 |  | Transfers From Taxes                       |  |
| Hospitals, Clinics, First Aid          | 20,000.00     | Self-liquidating                                  |  | Redeemed in 1969                           |  |
| Animal, Insect, & Rodent Control       | 16,000.00     | Other 1,660,000                                   |  | Cancelled, Abated or Adjusted (1969)       |  |
| Other Welfare Services                 |               | Total 12,969,727                                  |  | Transfers to Foreclosed Property           |  |
| RECREATION and CONSERVATION            |               | ISSUED AND OUTSTANDING                            |  | Balance December 31, 1969                  |  |
| Beaches and Boardwalks                 | 73,500.00     | School 10,133,924.69                              |  | PROPERTY ACQUIRED BY DEED OR               |  |
| Parks, Playgrounds, Shade Trees        | 125,872.96    | Self-Liquidating                                  |  | FORECLOSURE                                |  |
| Land Reclamation & Conservation        |               | Other 1,029,000.00                                |  | Balance January 1, 1969                    |  |
| Other Recreational Services            | 88,350.00     | Total 11,162,924.69                               |  | Transfers From Taxes or Liens              |  |
| EDUCATION (excluding schools)          |               | EQUALIZED VALUATION BASIS                         |  | Sale for Cash (1969)                       |  |
| Libraries                              | 51,000.00     | FOR NET DEBT COMPUTATION                          |  | Cancelled, Abated or Adjusted (1969)       |  |
| Other Educational Services             | 5,177.04      | 350,227,366.33                                    |  | Balance December 31, 1969                  |  |
| STATUTORY EXPENDITURES                 |               | 1969 CAPITAL OUTLAY                               |  | CURRENT FINANCES DECEMBER 31, 1969         |  |
| Pensions & F.I.C.A.                    | 205,963.23    | TOTAL   |  | ASSETS                                     |  |
| Employee Fringe Benefits               | 50,400.00     | Beaches and Boardwalks                            |  | Cash Dec. 31, 1969                         |  |
| Other Statutory Expenditures           |               | Parks and Playgrounds                             |  | Taxes Receivable                           |  |
| MUNICIPAL FUNCTIONS                    |               | Public Buildings and Grounds                      |  | Tax Title Liens                            |  |
| CAPITAL IMPROVEMENTS                   |               | Vehicular Equipment                               |  | Foreclosed Property                        |  |
| DEBT SERVICE                           |               | Streets, Roads, Sidewalks, Storm Sewers           |  | Emergencies & Other Deferred Charges       |  |
| Principal Payments                     | 126,000.00    | Sewer System                                      |  | State Aid Receivable                       |  |
| Interest Payments                      | 44,892.25     | Water Service                                     |  | Other Receivables                          |  |
| DEFERRED CHARGES                       |               | Other Utilities                                   |  | Total                                      |  |
| SCHOOL, COUNTY, SPECIAL DISTRICT TAXES | 30,000.00     | Hospitals and Clinics                             |  | LIABILITIES                                |  |
| RESERVE FOR UNCOLLECTED TAXES          | 9,340,213.46  | Garbage and Trash Disposal Facilities             |  | Cash Liabilities                           |  |
|  | 670,203.41    | Health Equipment                                  |  | Reserves for Receivables                   |  |
|  |               | Library and Education Facilities                  |  | Surplus Dec. 31, 1969                      |  |
|  |               | Conservation and Recreation                       |  | Total                                      |  |
| EXPENDITURES                           |               | Other Expenditures                                |  | 4,320,700.94                               |  |
| TOTAL                                  | 14,263,872.35 | 208,881.79  |  |  |  |

0604  
 Population 1960 1,870  
 Population 1969 1,990  
 Moody Rating  
 Land Area 55.80 Sq Miles

DOWNE TWP  
 Net Valuation Taxable  
 State Equalized Value  
 Net Valuation on Which County Taxes  
 are apportioned:  
 State Equalization Ratio

- CUMBERLAND COUNTY  
 2,549,694  
 7,239,335  
 7,739,379  
 .3522  
 General Tax Rate Per \$100. 9.97  
 State Equalized  
 General Tax Rate: 3.51

PER CAPITA:  
 Gross Debt 299.25  
 Net Debt 196.04  
 Debt Service  
 Total Tax Levy 129.00  
 Municipal Expenditures 64.57

PER CENT:  
 Gross Debt 8.70  
 Net Debt 5.70  
 Tax Levy Collected 83.23  
 Tax Levy Cancelled, Abated or Adjusted .17

| 1969 EXPENDITURES                      |                   | 1969 REVENUES                   |  | 1969 PROPERTY TAX                               |  |
|--|-------------------|---------------------------------|--|---|--|
| <b>GENERAL GOVERNMENT</b>              |                   | 1969 — Property Taxes Collected |  | <b>STATE EQUALIZED TAX RATE</b>                 |  |
| Governing Body & Public Boards         |                   | 214,113.66                      |  | Local District School Taxes 2.09                |  |
| Municipal Clerk                        |                   | 23,473.35                       |  | Regional & Consolidated School Tax              |  |
| Financial Administration               | 3,950.00          | 27,250.00                       |  | School Taxes in Municipal Budget                |  |
| Assessment of Taxes                    | 2,000.00          | 47,039.67                       |  | County Taxes 1.14                               |  |
| Collection of Taxes                    | 4,500.00          | 17,852.28                       |  | County Library Taxes                            |  |
| Planning, Housing & Development        | 1,200.00          | 12,783.89                       |  | Local Municipal Purpose Taxes .08               |  |
| Human Resources                        |                   | 342,512.85                      |  | Veteran & Senior Citizen Taxes .21              |  |
| Elections                              | 750.00            | 26,000.00                       |  | Total Taxes for Rate Computation 3.52           |  |
| General Administration (other)         | 8,700.00          | 368,512.85                      |  | Special District Taxes                          |  |
| <b>JUDICIARY</b>                       |                   |                                 |  | Bank Stock Taxes                                |  |
| Municipal Courts                       | 2,150.00          |                                 |  | Added and Omitted Taxes                         |  |
| <b>PUBLIC SAFETY</b>                   |                   |                                 |  | Total Taxes Levied - ABSTRACT                   |  |
| Fire Protection                        |                   |                                 |  | <b>TOTAL TAXES BILLED</b>                       |  |
| Police Protection                      | 500.00            |                                 |  | 1969 TAXES COLLECTED                            |  |
| Civil Defense & Disaster Control       | 150.00            |                                 |  | 1969 Taxes Cancelled, Abated or Adjusted        |  |
| Environmental Inspection & Control     | 720.00            |                                 |  | Transfer to Tax Title Liens or Foreclosed       |  |
| Other Public Safety                    |                   |                                 |  | Balance Outstanding Dec. 31, 1969               |  |
| <b>PUBLIC WORKS</b>                    |                   |                                 |  | <b>PRIOR YEARS TAXES OUTSTANDING</b>            |  |
| Streets and Drainage                   | 28,917.77         |                                 |  | Balance January 1, 1969                         |  |
| Sewers and Sewage Processing           |                   |                                 |  | Collected in 1969                               |  |
| Garbage and Trash Disposal             | 7,700.00          |                                 |  | Cancelled, Abated or Adjusted (1969)            |  |
| Public Buildings and Grounds           |                   |                                 |  | Transfers to Tax Title Liens or Foreclosed      |  |
| Other Public Works                     |                   |                                 |  | Balance December 31, 1969                       |  |
| <b>HEALTH and WELFARE</b>              |                   |                                 |  | <b>TAX TITLE LIENS OUTSTANDING</b>              |  |
| Health Services Except Environmental   | 2,050.00          |                                 |  | Balance January 1, 1969                         |  |
| Welfare-Public Assistance              | 1,820.00          |                                 |  | Transfers From Taxes                            |  |
| Hospitals, Clinics, First Aid          | 500.00            |                                 |  | Redeemed in 1969                                |  |
| Animal, Insect, & Rodent Control       | 600.00            |                                 |  | Cancelled, Abated or Adjusted (1969)            |  |
| Other Welfare Services                 |                   |                                 |  | Transfers to Foreclosed Property                |  |
| <b>RECREATION and CONSERVATION</b>     |                   |                                 |  | Balance December 31, 1969                       |  |
| Beaches and Boardwalks                 |                   |                                 |  | <b>PROPERTY ACQUIRED BY DEED OR FORECLOSURE</b> |  |
| Parks, Playgrounds, Shade Trees        |                   |                                 |  | Balance January 1, 1969                         |  |
| Land Reclamation & Conservation        |                   |                                 |  | Transfers From Taxes or Liens                   |  |
| Other Recreational Services            | 300.00            |                                 |  | Sale for Cash (1969)                            |  |
| <b>EDUCATION (excluding schools)</b>   |                   |                                 |  | Cancelled, Abated or Adjusted (1969)            |  |
| Libraries                              |                   |                                 |  | Balance December 31, 1969                       |  |
| Other Educational Services             |                   |                                 |  | <b>CURRENT FINANCES DECEMBER 31, 1969</b>       |  |
| <b>STATUTORY EXPENDITURES</b>          |                   |                                 |  | <b>ASSETS</b>                                   |  |
| Pensions & F.I.C.A.                    | 700.00            |                                 |  | Cash Dec. 31, 1969                              |  |
| Employee Fringe Benefits               |                   |                                 |  | Taxes Receivable                                |  |
| Other Statutory Expenditures           |                   |                                 |  | Tax Title Liens                                 |  |
| <b>MUNICIPAL FUNCTIONS</b>             |                   |                                 |  | Foreclosed Property                             |  |
| <b>CAPITAL IMPROVEMENTS</b>            |                   |                                 |  | Emergencies & Other Deferred Charges            |  |
| <b>DEBT SERVICE</b>                    |                   |                                 |  | State Aid Receivable                            |  |
| Principal Payments                     |                   |                                 |  | Other Receivables                               |  |
| Interest Payments                      |                   |                                 |  | Total   |  |
| <b>DEFERRED CHARGES</b>                |                   |                                 |  | <b>LIABILITIES</b>                              |  |
| SCHOOL, COUNTY, SPECIAL DISTRICT TAXES | 1,367.63          |                                 |  | Cash Liabilities                                |  |
| RESERVE FOR UNCOLLECTED TAXES          | 250,499.02        |                                 |  | Reserves for Receivables                        |  |
|  | 45,918.28         |                                 |  | Surplus Dec. 31, 1969                           |  |
| <b>EXPENDITURES</b>                    |                   |                                 |  | Total   |  |
| <b>TOTAL</b>                           | <b>378,992.70</b> |                                 |  |   |  |

|                 |                |                                     |             |                             |      |                        |        |                            |       |
|-----------------|----------------|-------------------------------------|-------------|-----------------------------|------|------------------------|--------|----------------------------|-------|
| 0210            |                | DUMONT BORO                         | - BERGEN    | COUNTY                      |      | PER CAPITA:            |        | PER CENT:                  |       |
| Population 1960 | 18,882         | Net Valuation Taxable               | 101,962,514 |                             |      | Gross Debt             | 149.74 | Gross Debt                 | 2.38  |
| Population 1969 | 20,770         | State Equalized Value               | 140,289,645 | General Tax Rate Per \$100. | 4.74 | Net Debt               | 31.25  | Net Debt                   | .50   |
|                 |                | Net Valuation on Which County Taxes |             |                             |      | Debt Service           | 1.66   | Tax Levy Collected         | 97.24 |
| Moody Rating    |                | are apportioned:                    | 135,228,251 | State Equalized             |      | Total Tax Levy         | 226.99 | Tax Levy Cancelled, Abated |       |
| Land Area       | 1.80 Sq. Miles | State Equalization Ratio            | .7268       | General Tax Rate:           | 3.44 | Municipal Expenditures | 90.24  | or Adjusted                | .07   |

| 1969 EXPENDITURES                      |              | 1969 REVENUES                                     |              | 1969 PROPERTY TAX                          |                   |
|--|--------------|---|--------------|--|-------------------|
| GENERAL GOVERNMENT                     |              | 1969 — Property Taxes Collected                   |              | STATE EQUALIZED TAX RATE                   |                   |
| Governing Body & Public Boards         |              | 1969 Payments in Lieu of Taxes                    | 4,584,494.09 | Local District School Taxes                | 2.28 3,199,208.25 |
| Municipal Clerk                        |              | Delinquent Tax & Lien Collections                 | 2,567.94     | Regional & Consolidated School Tax         |                   |
| Financial Administration               | 33,300.00    | Business Personalty Replacement Taxes             | 98,378.71    | School Taxes in Municipal Budget           |                   |
| Assessment of Taxes                    | 64,890.00    | Taxes from Public Utilities                       | 39,584.00    | County Taxes                               | .40 556,353.49    |
| Collection of Taxes                    | 21,550.00    | Other Miscellaneous Tax Revenues                  | 236,633.80   | County Library Taxes                       |                   |
| Planning, Housing & Development        | 510.00       | State Aid Revenues                                | 84,103.67    | Local Municipal Purpose Taxes              | .67 940,794.21    |
| Human Resources                        |              | Federal Aid Revenues                              |              | Veteran & Senior Citizen Taxes             | .10 135,350.00    |
| Elections                              |              | Sale of Acquired Property                         |              | Total Taxes for Rate Computation           | 3.45 4,831,705.95 |
| General Administration (other)         | 91,010.00    | Other Miscellaneous Revenues                      | 85,531.49    | Special District Taxes                     |                   |
| JUDICIARY                              |              | 1969 Revenues                                     | 5,131,293.70 | Bank Stock Taxes                           | 4,737.43          |
| Municipal Courts                       | 6,166.00     | Prior Years Surplus Appropriated                  | 350,000.00   | Added and Omitted Taxes                    | 13,454.99         |
| PUBLIC SAFETY                          |              | REVENUES  | 5,481,293.70 | Total Taxes Levied - ABSTRACT              | 4,714,548.37      |
| Fire Protection                        | 68,400.00    |   |              | TOTAL TAXES BILLED                         | 4,714,548.37      |
| Police Protection                      | 380,157.00   |   |              | 1969 TAXES COLLECTED                       | 4,584,494.09      |
| Civil Defense & Disaster Control       | 1,700.00     |   |              | 1969 Taxes Cancelled, Abated or Adjusted   | 3,404.22          |
| Environmental Inspection & Control     | 17,250.00    |   |              | Transfer to Tax Title Liens or Foreclosed  | 1,002.98          |
| Other Public Safety                    |              |   |              | Balance Outstanding Dec. 31, 1969          | 125,647.08        |
| PUBLIC WORKS                           |              | 1969 REAL PROPERTY VALUATIONS                     |              | PRIOR YEARS TAXES OUTSTANDING              |                   |
| Streets and Drainage                   | 288,041.00   | Code Class # of Parcels %VAL'N ASSESSED VALUATION |              | Balance January 1, 1969                    | 103,454.13        |
| Sewers and Sewage Processing           | 180,325.24   | 1 Vacant Land 237 .79 785,840.00                  |              | Collected in 1969                          | 97,309.75         |
| Garbage and Trash Disposal             | 166,600.00   | 2 Residential 4794 88.44 88,370,955.00            |              | Cancelled, Abated or Adjusted (1969)       | 1,420.62          |
| Public Buildings and Grounds           | 33,900.00    | 3 Farm 2 .03 35,400.00                            |              | Transfers to Tax Title Liens or Foreclosed | 264.82            |
| Other Public Works                     |              | 4a Commercial 108 4.74 4,735,825.00               |              | Balance December 31, 1969                  | 4,458.94          |
| HEALTH and WELFARE                     |              | 4b Industrial 11 .41 412,330.00                   |              | TAX TITLE LIENS OUTSTANDING                |                   |
| Health Services Except Environmental   | 25,771.75    | 4c Apartments 21 5.58 5,580,445.00                |              | Balance January 1, 1969                    | 4,309.34          |
| Welfare-Public Assistance              | 6,039.00     | Total 5173 99.99 99,920,795.00                    |              | Transfers From Taxes                       | 1,303.35          |
| Hospitals, Clinics, First Aid          |              |   |              | Redeemed in 1969                           | 1,068.96          |
| Animal, Insect, & Rodent Control       |              |   |              | Cancelled, Abated or Adjusted (1969)       |                   |
| Other Welfare Services                 |              |   |              | Transfers to Foreclosed Property           |                   |
| RECREATION and CONSERVATION            |              |   |              | Balance December 31, 1969                  | 4,543.73          |
| Beaches and Boardwalks                 |              |   |              | PROPERTY ACQUIRED BY DEED OR               |                   |
| Parks, Playgrounds, Shade Trees        | 21,620.00    |   |              | FORECLOSURE                                |                   |
| Land Reclamation & Conservation        |              |   |              | Balance January 1, 1969                    | 47,526.00         |
| Other Recreational Services            | 42,670.00    |   |              | Transfers From Taxes or Liens              |                   |
| EDUCATION (exclusing schools)          |              |   |              | Sale for Cash (1969)                       |                   |
| Libraries                              | 57,000.00    |   |              | Cancelled, Abated or Adjusted (1969)       |                   |
| Other Educational Services             |              |   |              | Balance December 31, 1969                  | 47,526.00         |
| STATUTORY EXPENDITURES                 |              |   |              | CURRENT FINANCES DECEMBER 31, 1969         |                   |
| Pensions & F.I.C.A.                    | 78,806.99    |   |              | ASSETS                                     |                   |
| Employee Fringe Benefits               | 23,500.00    |   |              | Cash Dec. 31, 1969                         | 517,023.66        |
| Other Statutory Expenditures           |              |   |              | Taxes Receivable                           | 130,106.02        |
| MUNICIPAL FUNCTIONS                    |              |   |              | Tax Title Liens                            | 4,543.73          |
| CAPITAL IMPROVEMENTS                   | 25,000.00    |   |              | Foreclosed Property                        | 47,526.00         |
| DEBT SERVICE                           |              |   |              | Emergencies & Other Deferred Charges       | 95,000.00         |
| Principal Payments                     | 25,000.00    |   |              | State Aid Receivable                       | 33,271.00         |
| Interest Payments                      | 9,575.00     |   |              | Other Receivables                          | 48,935.97         |
| DEFERRED CHARGES                       |              |   |              | Total                                      | 876,406.38        |
| SCHOOL, COUNTY, SPECIAL DISTRICT TAXES | 41,800.00    |   |              | LIABILITIES                                |                   |
| RESERVE FOR UNCOLLECTED TAXES          | 3,755,561.74 |   |              | Cash Liabilities                           | 221,517.79        |
|  | 163,774.58   |   |              | Reserves for Receivables                   | 231,111.72        |
| EXPENDITURES                           |              |   |              | Surplus Dec. 31, 1969                      | 423,776.87        |
| TOTAL                                  | 5,629,918.30 |   |              | Total                                      | 876,406.38        |

1203  
Population 1960 6,840  
Population 1969 7,880  
Moody Rating  
Land Area 1.00 Sq. Miles

DUNELLEN BORO

Net Valuation Taxable 21,037,284  
State Equalized Value 47,595,665  
Net Valuation on Which County Taxes  
are apportioned: 50,678,189  
State Equalization Ratio .4420

- MIDDLESEX COUNTY

General Tax Rate Per \$100. 7.05  
State Equalized  
General Tax Rate: 3.11

PER CAPITA:

Gross Debt 155.20  
Net Debt 35.53  
Debt Service 7.80  
Total Tax Levy 184.09  
Municipal Expenditures 86.11

PER CENT:

Gross Debt 2.79  
Net Debt .64  
Tax Levy Collected 94.71  
Tax Levy Cancelled, Abated  
or Adjusted

| 1969 EXPENDITURES                      |              | 1969 REVENUES                              |                    | 1969 PROPERTY TAX                          |                   |
|--|--------------|--|--------------------|--|-------------------|
| GENERAL GOVERNMENT                     |              | 1969 — Property Taxes Collected            |                    | STATE EQUALIZED TAX RATE                   |                   |
| Governing Body & Public Boards         |              | 1969 Payments in Lieu of Taxes             | 1,373,854.82       | Local District School Taxes                | 1.97 939,403.50   |
| Municipal Clerk                        |              | Delinquent Tax & Lien Collections          | 11,530.88          | Regional & Consolidated School Tax         |                   |
| Financial Administration               | 24,402.00    | Business Personalty Replacement Taxes      | 74,503.80          | School Taxes in Municipal Budget           |                   |
| Assessment of Taxes                    | 4,600.00     | Taxes from Public Utilities                | 179,212.00         | County Taxes                               | .55 262,546.36    |
| Collection of Taxes                    | 12,800.00    | Other Miscellaneous Tax Revenues           | 91,999.59          | County Library Taxes                       |                   |
| Planning, Housing & Development        | 775.00       | State Aid Revenues                         | 36,958.25          | Local Municipal Purpose Taxes              | .49 231,557.52    |
| Human Resources                        | 1,000.00     | Federal Aid Revenues                       |                    | Veteran & Senior Citizen Taxes             | .10 47,800.00     |
| Elections                              | 100.00       | Sale of Acquired Property                  |                    | Total Taxes for Rate Computation           | 3.11 1,481,307.38 |
| General Administration (other)         | 19,700.00    | Other Miscellaneous Revenues               | 31,612.31          | Special District Taxes                     |                   |
| JUDICIARY                              |              | 1969 Revenues                              | 1,799,671.65       | Bank Stock Taxes                           | 8,247.24          |
| Municipal Courts                       | 9,000.00     | Prior Years Surplus Appropriated           | 37,125.00          | Added and Omitted Taxes                    | 8,860.12          |
| PUBLIC SAFETY                          |              | REVENUES                                   | 1,836,796.65       | Total Taxes Levied - ABSTRACT              | 1,450,614.74      |
| Fire Protection                        | 28,120.00    |  |                    | TOTAL TAXES BILLED                         | 1,450,614.74      |
| Police Protection                      | 202,050.00   |  |                    | 1969 TAXES COLLECTED                       | 1,373,854.82      |
| Civil Defense & Disaster Control       | 1,200.00     | 1969 REAL PROPERTY VALUATIONS              |                    | 1969 Taxes Cancelled, Abated or Adjusted   |                   |
| Environmental Inspection & Control     | 1,900.00     | Code Class # of Parcels %VAL'N             | ASSESSED VALUATION | Transfer to Tax Title Liens or Foreclosed  |                   |
| Other Public Safety                    |              | 1 Vacant Land 75 .84                       | 169,100.00         | Balance Outstanding Dec. 31, 1969          | 76,759.92         |
| PUBLIC WORKS                           |              | 2 Residential 1735 76.97                   | 15,510,775.00      | PRIOR YEARS TAXES OUTSTANDING              |                   |
| Streets and Drainage                   | 84,930.00    | 3 Farm                                     |                    | Balance January 1, 1969                    | 91,246.03         |
| Sewers and Sewage Processing           | 29,820.00    | 4a Commercial 96 11.94                     | 2,405,800.00       | Collected in 1969                          | 68,006.08         |
| Garbage and Trash Disposal             |              | 4b Industrial 8 9.74                       | 1,963,100.00       | Cancelled, Abated or Adjusted (1969)       |                   |
| Public Buildings and Grounds           | 17,000.00    | 4c Apartments 1 .51                        | 102,000.00         | Transfers to Tax Title Liens or Foreclosed |                   |
| Other Public Works                     |              | Total 1915 100.00                          | 20,150,775.00      | Balance December 31, 1969                  | 23,239.95         |
| HEALTH and WELFARE                     |              | CAPITAL DEBT AUTHORIZED, DECEMBER 31, 1969 |                    | TAX TITLE LIENS OUTSTANDING                |                   |
| Health Services Except Environmental   | 7,200.00     | ISSUED AND UNISSUED                        |                    | Balance January 1, 1969                    | 10,635.07         |
| Welfare-Public Assistance              | 5,400.00     | School                                     | 943,000            | Transfers From Taxes                       |                   |
| Hospitals, Clinics, First Aid          | 1,500.00     | Self-liquidating                           |                    | Redeemed in 1969                           | 6,497.72          |
| Animal, Insect, & Rodent Control       |              | Other                                      | 280,000            | Cancelled, Abated or Adjusted (1969)       |                   |
| Other Welfare Services                 |              | Total                                      | 1,223,000          | Transfers to Foreclosed Property           |                   |
| RECREATION and CONSERVATION            |              | ISSUED AND OUTSTANDING                     |                    | Balance December 31, 1969                  | 4,137.35          |
| Beaches and Boardwalks                 |              | School                                     | 943,000.00         | PROPERTY ACQUIRED BY DEED OR               |                   |
| Parks, Playgrounds, Shade Trees        | 2,950.00     | Self-Liquidating                           |                    | FORECLOSURE                                |                   |
| Land Reclamation & Conservation        |              | Other                                      | 280,000.00         | Balance January 1, 1969                    | 900.00            |
| Other Recreational Services            | 18,065.00    | Total                                      | 1,223,000.00       | Transfers From Taxes or Liens              |                   |
| EDUCATION (excluding schools)          |              | EQUALIZED VALUATION BASIS                  |                    | Sale for Cash (1969)                       |                   |
| Libraries                              | 14,700.00    | FOR NET DEBT COMPUTATION                   | 43,789,228.67      | Cancelled, Abated or Adjusted (1969)       |                   |
| Other Educational Services             |              | 1969 CAPITAL OUTLAY                        | 8,981.50           | Balance December 31, 1969                  | 900.00            |
| STATUTORY EXPENDITURES                 |              | Beaches and Boardwalks                     |                    | CURRENT FINANCES DECEMBER 31, 1969         |                   |
| Pensions & F.I.C.A.                    | 28,576.84    | Parks and Playgrounds                      |                    | ASSETS                                     |                   |
| Employee Fringe Benefits               | 6,985.00     | Public Buildings and Grounds               |                    | Cash Dec. 31, 1969                         | 205,318.78        |
| Other Statutory Expenditures           |              | Vehicular Equipment                        |                    | Taxes Receivable                           | 99,999.87         |
| MUNICIPAL FUNCTIONS                    | 522,773.84   | Streets, Roads, Sidewalks, Storm Sewers    | 5,000.00           | Tax Title Liens                            | 4,137.35          |
| CAPITAL IMPROVEMENTS                   | 10,000.00    | Sewer System                               |                    | Foreclosed Property                        | 900.00            |
| DEBT SERVICE                           |              | Water Service                              |                    | Emergencies & Other Deferred Charges       | 4,293.90          |
| Principal Payments                     | 48,000.00    | Other Utilities                            |                    | State Aid Receivable                       | 2,839.78          |
| Interest Payments                      | 13,466.00    | Hospitals and Clinics                      |                    | Other Receivables                          | 1,265.77          |
| DEFERRED CHARGES                       | 8,432.05     | Garbage and Trash Disposal Facilities      |                    | Total                                      | 318,755.45        |
| SCHOOL, COUNTY, SPECIAL DISTRICT TAXES | 1,201,949.86 | Health Equipment                           |                    | LIABILITIES                                |                   |
| RESERVE FOR UNCOLLECTED TAXES          | 75,907.00    | Library and Education Facilities           |                    | Cash Liabilities                           | 135,208.69        |
|  |              | Conservation and Recreation                |                    | Reserves for Receivables                   | 106,302.99        |
| EXPENDITURES                           | 1,880,528.75 | Other Expenditures                         | 3,981.50           | Surplus Dec. 31, 1969                      | 77,243.77         |
| TOTAL                                  |              |  |                    | Total                                      | 318,755.45        |

|                 |                 |  |           |                             |      |                        |        |  |
|-----------------|-----------------|--|-----------|-----------------------------|------|------------------------|--------|--|
| 1508            |                 | EAGLESWOOD TWP                                       | - OCEAN   | COUNTY                      |      | PER CAPITA:            |        | PER CENT:                              |
| Population 1960 | 766             | Net Valuation Taxable                                | 5,216,051 |                             |      | Gross Debt             | 218.75 | Gross Debt                             |
| Population 1969 | 800             | State Equalized Value                                | 5,622,562 | General Tax Rate Per \$100. | 3.79 | Net Debt               | 52.55  | Net Debt                               |
|                 |                 | Net Valuation on Which County Taxes are apportioned: | 5,425,796 | State Equalized             |      | Debt Service           |        | Tax Levy Collected                     |
| Moody Rating    |                 | State Equalization Ratio                             | .9277     | General Tax Rate:           | 3.51 | Total Tax Levy         | 237.02 | Tax Levy Cancelled, Abated or Adjusted |
| Land Area       | 17.10 Sq. Miles |  |           |                             |      | Municipal Expenditures | 107.31 |  |

| 1969 EXPENDITURES                      |            | 1969 REVENUES                                     |  | 1969 PROPERTY TAX                          |            |
|--|------------|---|--|--|------------|
| GENERAL GOVERNMENT                     |            | 1969 — Property Taxes Collected                   |  | STATE EQUALIZED TAX RATE                   |            |
| Governing Body & Public Boards         |            | 1969 Payments in Lieu of Taxes                    |  | Local District School Taxes                | 2.78       |
| Municipal Clerk                        |            | Delinquent Tax & Lien Collections                 |  | Regional & Consolidated School Tax         |            |
| Financial Administration               | 1,300.00   | Business Personalty Replacement Taxes             |  | School Taxes in Municipal Budget           |            |
| Assessment of Taxes                    | 1,400.00   | Taxes from Public Utilities                       |  | County Taxes                               | .50        |
| Collection of Taxes                    | 4,150.00   | Other Miscellaneous Tax Revenues                  |  | County Library Taxes                       | .02        |
| Planning, Housing & Development        | 100.00     | State Aid Revenues                                |  | Local Municipal Purpose Taxes              | .05        |
| Human Resources                        |            | Federal Aid Revenues                              |  | Veteran & Senior Citizen Taxes             | .16        |
| Elections                              |            | Sale of Acquired Property                         |  | Total Taxes for Rate Computation           | 3.51       |
| General Administration (other)         | 6,075.00   | Other Miscellaneous Revenues                      |  | Special District Taxes                     |            |
| JUDICIARY                              |            | 1969 Revenues                                     |  | Bank Stock Taxes                           | 115.68     |
| Municipal Courts                       |            | Prior Years Surplus Appropriated                  |  | Added and Omitted Taxes                    | 763.04     |
| PUBLIC SAFETY                          |            | REVENUES  |  | Total Taxes Levied - ABSTRACT              | 189,615.59 |
| Fire Protection                        | 2,100.00   | TOTAL   |  | TOTAL TAXES BILLED                         | 189,615.59 |
| Police Protection                      | 2,200.00   | 1969 REAL PROPERTY VALUATIONS                     |  | 1969 TAXES COLLECTED                       | 155,090.27 |
| Civil Defense & Disaster Control       | 110.00     | Code Class # of Parcels %VAL'N ASSESSED VALUATION |  | 1969 Taxes Cancelled, Abated or Adjusted   |            |
| Environmental Inspection & Control     |            | 1 Vacant Land 934 27.33 1,380,160.00              |  | Transfer to Tax Title Liens or Foreclosed  |            |
| Other Public Safety                    |            | 2 Residential 468 58.96 2,977,100.00              |  | Balance Outstanding Dec. 31, 1969          | 34,525.32  |
| PUBLIC WORKS                           |            | 3 Farm 8 .50 25,350.00                            |  | PRIOR YEARS TAXES OUTSTANDING              |            |
| Streets and Drainage                   | 10,540.00  | 4a Commercial 33 7.53 380,050.00                  |  | Balance January 1, 1969                    | 41,851.50  |
| Sewers and Sewage Processing           |            | 4b Industrial 6 5.69 287,100.00                   |  | Collected in 1969                          | 32,320.11  |
| Garbage and Trash Disposal             | 6,000.00   | 4c Apartments                                     |  | Cancelled, Abated or Adjusted (1969)       |            |
| Public Buildings and Grounds           | 1,500.00   | Total 1449 100.01 5,049,760.00                    |  | Transfers to Tax Title Liens or Foreclosed |            |
| Other Public Works                     |            | CAPITAL DEBT AUTHORIZED, DECEMBER 31, 1969        |  | Balance December 31, 1969                  | 9,531.39   |
| HEALTH and WELFARE                     |            | ISSUED AND UNISSUED GROSS DEBT NET DEBT           |  | TAX TITLE LIENS OUTSTANDING                |            |
| Health Services Except Environmental   | 300.00     | School 175,000 42,038                             |  | Balance January 1, 1969                    | 7,993.64   |
| Welfare-Public Assistance              | 400.00     | Self-liquidating                                  |  | Transfers From Taxes                       |            |
| Hospitals, Clinics, First Aid          |            | Other   |  | Redeemed in 1969                           |            |
| Animal, Insect, & Rodent Control       | 3,775.00   | Total 175,000 42,038                              |  | Cancelled, Abated or Adjusted (1969)       |            |
| Other Welfare Services                 |            | ISSUED AND OUTSTANDING                            |  | Transfers to Foreclosed Property:          |            |
| RECREATION and CONSERVATION            |            | School  |  | Balance December 31, 1969                  | 7,993.64   |
| Beaches and Boardwalks                 |            | Self-liquidating                                  |  | PROPERTY ACQUIRED BY DEED OR               |            |
| Parks, Playgrounds, Shade Trees        |            | Other   |  | FORECLOSURE                                |            |
| Land Reclamation & Conservation        |            | Total   |  | Balance January 1, 1969                    | 18,445.00  |
| Other Recreational Services            |            | EQUALIZED VALUATION BASIS                         |  | Transfers From Taxes or Liens              |            |
| EDUCATION (excluding schools)          |            | FOR NET DEBT COMPUTATION                          |  | Sale for Cash (1969)                       |            |
| Libraries                              |            | 5,318,456.33                                      |  | Cancelled, Abated or Adjusted (1969)       |            |
| Other Educational Services             |            | 1969 CAPITAL OUTLAY                               |  | Balance December 31, 1969                  | 18,445.00  |
| STATUTORY EXPENDITURES                 |            | Beaches and Boardwalks                            |  | CURRENT FINANCES DECEMBER 31, 1969         |            |
| Pensions & F.I.C.A.                    | 400.00     | Parks and Playgrounds                             |  | ASSETS                                     |            |
| Employee Fringe Benefits               |            | Public Buildings and Grounds                      |  | Cash Dec. 31, 1969                         | 155,883.90 |
| Other Statutory Expenditures           |            | Vehicular Equipment                               |  | Taxes Receivable                           | 44,056.71  |
| MUNICIPAL FUNCTIONS                    |            | Streets, Roads, Sidewalks, Storm Sewers           |  | Tax Title Liens                            | 7,993.64   |
| CAPITAL IMPROVEMENTS                   |            | Sewer System                                      |  | Foreclosed Property                        | 18,445.00  |
| DEBT SERVICE                           |            | Water Service                                     |  | Emergencies & Other Deferred Charges       | 4,800.00   |
| Principal Payments                     |            | Other Utilities                                   |  | State Aid Receivable                       | 298.84     |
| Interest Payments                      |            | Hospitals and Clinics                             |  | Other Receivables                          | 236.70     |
| DEFERRED CHARGES                       |            | Garbage and Trash Disposal Facilities             |  | Total                                      | 231,714.79 |
| SCHOOL, COUNTY, SPECIAL DISTRICT TAXES | 9,100.00   | Health Equipment                                  |  | LIABILITIES                                |            |
| RESERVE FOR UNCOLLECTED TAXES          | 186,052.55 | Library and Education Facilities                  |  | Cash Liabilities                           | 133,249.90 |
|  | 35,900.00  | Conservation and Recreation                       |  | Reserves for Receivables                   | 70,732.05  |
|  |            | Other Expenditures                                |  | Surplus Dec. 31, 1969                      | 27,732.84  |
| EXPENDITURES                           | TOTAL      | 271,902.55  |  | Total                                      | 231,714.79 |

0311  
Population 1960 1,402  
Population 1969 2,640  
  
Moody Rating  
Land Area 5.73 Sq. Miles

EASTAMPTON TWP - BURLINGTON COUNTY  
Net Valuation Taxable 12,421,319  
State Equalized Value 12,695,542  
Net Valuation on Which County Taxes  
are apportioned: 12,187,619  
State Equalization Ratio .9784  
General Tax Rate Per \$100. 3.58  
State Equalized  
General Tax Rate: 3.50

PER CAPITA:  
Gross Debt 215.80  
Net Debt 2.73  
Debt Service .55  
Total Tax Levy 166.80  
Municipal Expenditures 62.70

PER CENT:  
Gross Debt 5.29  
Net Debt .07  
Tax Levy Collected 91.10  
Tax Levy Cancelled, Abated  
or Adjusted .12

| 1969 EXPENDITURES                      |                   | 1969 REVENUES                              |                   | 1969 PROPERTY TAX                          |                   |
|--|-------------------|--|-------------------|--|-------------------|
| <b>GENERAL GOVERNMENT</b>              |                   | 1969 — Property Taxes Collected 401,147.07 |                   | <b>STATE EQUALIZED TAX RATE</b>            |                   |
| Governing Body & Public Boards         |                   | 1969 Payments in Lieu of Taxes             |                   | Local District School Taxes 1.35           | 170,803.00        |
| Municipal Clerk                        |                   | Delinquent Tax & Lien Collections          | 19,180.64         | Regional & Consolidated School Tax 1.22    | 155,189.11        |
| Financial Administration               | 6,235.00          | Business Personality Replacement Taxes     | 7,172.00          | School Taxes in Municipal Budget           |                   |
| Assessment of Taxes                    | 2,215.00          | Taxes from Public Utilities                | 37,238.36         | County Taxes .55                           | 69,227.04         |
| Collection of Taxes                    | 1,790.10          | Other Miscellaneous Tax Revenues           |                   | County Library Taxes .02                   | 3,063.80          |
| Planning, Housing & Development        | 3,708.36          | State Aid Revenues                         | 7,407.23          | Local Municipal Purpose Taxes .29          | 36,552.38         |
| Human Resources                        |                   | Federal Aid Revenues                       |                   | Veteran & Senior Citizen Taxes .08         | 9,770.00          |
| Elections                              |                   | Sale of Acquired Property                  |                   | Total Taxes for Rate Computation 3.51      | 444,605.33        |
| General Administration (other)         | 13,773.39         | Other Miscellaneous Revenues               | 39,690.75         | Special District Taxes                     |                   |
| <b>JUDICIARY</b>                       |                   | 1969 Revenues Total                        | 511,836.05        | Bank Stock Taxes                           | 447.62            |
| Municipal Courts                       | 1,903.15          | Prior Years Surplus Appropriated           | 21,900.00         | Added and Omitted Taxes                    | 5,071.10          |
| <b>PUBLIC SAFETY</b>                   |                   | <b>REVENUES TOTAL</b>                      | <b>533,736.05</b> | Total Taxes Levied - ABSTRACT              | 440,354.05        |
| Fire Protection                        | 7,150.00          |  |                   | <b>TOTAL TAXES BILLED</b>                  | <b>440,354.05</b> |
| Police Protection                      | 13,390.20         |  |                   | <b>1969 TAXES COLLECTED</b>                | <b>401,147.07</b> |
| Civil Defense & Disaster Control       | 650.00            |  |                   | 1969 Taxes Cancelled, Abated or Adjusted   | 524.49            |
| Environmental Inspection & Control     | 1,030.00          |  |                   | Transfer to Tax Title Liens or Foreclosed  |                   |
| Other Public Safety                    |                   |  |                   | Balance Outstanding Dec. 31, 1969          | 38,682.49         |
| <b>PUBLIC WORKS</b>                    |                   |  |                   | <b>PRIOR YEARS TAXES OUTSTANDING</b>       |                   |
| Streets and Drainage                   | 13,340.00         |  |                   | Balance January 1, 1969                    | 30,256.26         |
| Sewers and Sewage Processing           | 19,050.00         |  |                   | Collected in 1969                          | 19,180.64         |
| Garbage and Trash Disposal             | 16,200.00         |  |                   | Cancelled, Abated or Adjusted (1969)       |                   |
| Public Buildings and Grounds           | 3,922.30          |  |                   | Transfers to Tax Title Liens or Foreclosed |                   |
| Other Public Works                     |                   |  |                   | Balance December 31, 1969                  | 11,075.62         |
| <b>HEALTH and WELFARE</b>              |                   |  |                   | <b>TAX TITLE LIENS OUTSTANDING</b>         |                   |
| Health Services Except Environmental   | 800.00            |  |                   | Balance January 1, 1969                    |                   |
| Welfare-Public Assistance              | 1,700.00          |  |                   | Transfers From Taxes                       |                   |
| Hospitals, Clinics, First Aid          |                   |  |                   | Redeemed in 1969                           |                   |
| Animal, Insect, & Rodent Control       |                   |  |                   | Cancelled, Abated or Adjusted (1969)       |                   |
| Other Welfare Services                 |                   |  |                   | Transfers to Foreclosed Property           |                   |
| <b>RECREATION and CONSERVATION</b>     |                   |  |                   | Balance December 31, 1969                  |                   |
| Beaches and Boardwalks                 |                   |  |                   | <b>PROPERTY ACQUIRED BY DEED OR</b>        |                   |
| Parks, Playgrounds, Shade Trees        | 2,350.00          |  |                   | <b>FORECLOSURE</b>                         |                   |
| Land Reclamation & Conservation        |                   |  |                   | Balance January 1, 1969                    |                   |
| Other Recreational Services            |                   |  |                   | Transfers From Taxes or Liens              |                   |
| <b>EDUCATION (excluding schools)</b>   |                   |  |                   | Sale for Cash (1969)                       |                   |
| Libraries                              |                   |  |                   | Cancelled, Abated or Adjusted (1969)       |                   |
| Other Educational Services             | 100.00            |  |                   | Balance December 31, 1969                  |                   |
| <b>STATUTORY EXPENDITURES</b>          |                   |  |                   | <b>CURRENT FINANCES DECEMBER 31, 1969</b>  |                   |
| Pensions & F.I.C.A.                    | 1,300.00          |  |                   | <b>ASSETS</b>                              |                   |
| Employee Fringe Benefits               |                   |  |                   | Cash Dec. 31, 1969                         | 185,977.30        |
| Other Statutory Expenditures           |                   |  |                   | Taxes Receivable                           | 49,758.11         |
| <b>MUNICIPAL FUNCTIONS</b>             |                   |  |                   | Tax Title Liens                            |                   |
| <b>CAPITAL IMPROVEMENTS</b>            |                   |  |                   | Foreclosed Property                        |                   |
| <b>DEBT SERVICE</b>                    |                   |  |                   | Emergencies & Other Deferred Charges       | 10,446.09         |
| Principal Payments                     | 1,200.00          |  |                   | State Aid Receivable                       | 3,488.00          |
| Interest Payments                      | 240.00            |  |                   | Other Receivables                          | 42.64             |
| <b>DEFERRED CHARGES</b>                |                   |  |                   | Total                                      | 249,712.14        |
| SCHOOL, COUNTY, SPECIAL DISTRICT TAXES | 3,538.16          |  |                   | <b>LIABILITIES</b>                         |                   |
| RESERVE FOR UNCOLLECTED TAXES          | 44,144.34         |  |                   | Cash Liabilities                           | 170,627.46        |
| <b>EXPENDITURES TOTAL</b>              | <b>563,812.95</b> |  |                   | Reserves for Receivables                   | 49,800.75         |
|  |                   |  |                   | Surplus Dec. 31, 1969                      | 29,283.93         |
|  |                   |  |                   | Total                                      | 249,712.14        |

1008  
Population 1960 1,981  
Population 1969 2,470  
  
Moody Rating  
Land Area 27.80 Sq. Miles

EAST AMWELL TWP - HUNTERDON COUNTY  
Net Valuation Taxable 18,996,932  
State Equalized Value 29,221,553 General Tax Rate Per \$100. 4.15  
Net Valuation on Which County Taxes  
are apportioned: 28,979,771 State Equalized  
State Equalization Ratio .6501 General Tax Rate: 2.69

PER CAPITA:  
Gross Debt 328.56  
Net Debt  
Debt Service  
Total Tax Levy 314.15  
Municipal Expenditures 131.28  
  
PER CENT:  
Gross Debt 3.05  
Net Debt  
Tax Levy Collected 88.87  
Tax Levy Cancelled, Abated  
or Adjusted .44

| 1969 EXPENDITURES                      |                   | 1969 REVENUES                              |  | 1969 PROPERTY TAX                          |                 |
|--|-------------------|--|--|--|-----------------|
| <b>GENERAL GOVERNMENT</b>              |                   | 1969 — Property Taxes Collected            |  | STATE EQUALIZED TAX RATE                   |                 |
| Governing Body & Public Boards         |                   | 1969 Payments in Lieu of Taxes             |  | Local District School Taxes                | 1.19 348,178.50 |
| Municipal Clerk                        |                   | Delinquent Tax & Lien Collections          |  | Regional & Consolidated School Tax         | .66 193,832.20  |
| Financial Administration               | 8,600.00          | Business Personalty Replacement Taxes      |  | School Taxes in Municipal Budget           |                 |
| Assessment of Taxes                    | 6,100.00          | Taxes from Public Utilities                |  | County Taxes                               | .42 121,758.39  |
| Collection of Taxes                    | 4,400.00          | Other Miscellaneous Tax Revenues           |  | County Library Taxes                       | .02 4,920.17    |
| Planning, Housing & Development        | 3,175.00          | State Aid Revenues                         |  | Local Municipal Purpose Taxes              | .36 104,511.40  |
| Human Resources                        |                   | Federal Aid Revenues                       |  | Veteran & Senior Citizen Taxes             | .05 13,620.00   |
| Elections                              |                   | Sale of Acquired Property                  |  | Total Taxes for Rate Computation           | 2.70 786,820.66 |
| General Administration (other)         | 14,800.00         | Other Miscellaneous Revenues               |  | Special District Taxes                     |                 |
| <b>JUDICIARY</b>                       |                   | 1969 Revenues                              |  | Bank Stock Taxes                           | 110.39          |
| Municipal Courts                       | 2,050.00          | Prior Years Surplus Appropriated           |  | Added and Omitted Taxes                    | 2,647.64        |
| <b>PUBLIC SAFETY</b>                   |                   | REVENUES                                   |  | Total Taxes Levied - ABSTRACT              | 775,958.69      |
| Fire Protection                        | 3,250.00          | TOTAL                                      |  | TOTAL TAXES BILLED                         | 771,113.91      |
| Police Protection                      | 3,350.00          | 1969 REAL PROPERTY VALUATIONS              |  | 1969 TAXES COLLECTED                       | 685,303.81      |
| Civil Defense & Disaster Control       | 200.00            | Code Class # of Parcels %VAL'N             |  | 1969 Taxes Cancelled, Abated or Adjusted   | 3,396.08        |
| Environmental Inspection & Control     | 2,700.00          | ASSESSED VALUATION                         |  | Transfer to Tax Title Liens or Foreclosed  |                 |
| Other Public Safety                    |                   | 1 Vacant Land 328 4.31                     |  | Balance Outstanding Dec. 31, 1969          | 82,414.02       |
| <b>PUBLIC WORKS</b>                    |                   | 2 Residential 538 41.00                    |  | <b>PRIOR YEARS TAXES OUTSTANDING</b>       |                 |
| Streets and Drainage                   | 55,885.56         | 3 Farm 325 32.99                           |  | Balance January 1, 1969                    | 281,628.83      |
| Sewers and Sewage Processing           |                   | 4a Commercial 38 21.32                     |  | Collected in 1969                          | 172,471.52      |
| Garbage and Trash Disposal             |                   | 4b Industrial                              |  | Cancelled, Abated or Adjusted (1969)       | 103,897.84      |
| Public Buildings and Grounds           | 3,300.00          | 4c Apartments 2 .38                        |  | Transfers to Tax Title Liens or Foreclosed |                 |
| Other Public Works                     |                   | Total 1231 100.00                          |  | Balance December 31, 1969                  | 5,259.47        |
| <b>HEALTH and WELFARE</b>              |                   | CAPITAL DEBT AUTHORIZED, DECEMBER 31, 1969 |  | <b>TAX TITLE LIENS OUTSTANDING</b>         |                 |
| Health Services Except Environmental   | 2,100.00          | ISSUED AND UNISSUED                        |  | Balance January 1, 1969                    |                 |
| Welfare-Public Assistance              | 1,900.00          | School                                     |  | Transfers From Taxes                       |                 |
| Hospitals, Clinics, First Aid          |                   | Self-liquidating                           |  | Redeemed in 1969                           |                 |
| Animal, Insect, & Rodent Control       |                   | Other                                      |  | Cancelled, Abated or Adjusted (1969)       |                 |
| Other Welfare Services                 |                   | Total                                      |  | Transfers to Foreclosed Property           |                 |
| <b>RECREATION and CONSERVATION</b>     |                   | ISSUED AND OUTSTANDING                     |  | Balance December 31, 1969                  |                 |
| Beaches and Boardwalks                 |                   | School                                     |  | PROPERTY ACQUIRED BY DEED OR               |                 |
| Parks, Playgrounds, Shade Trees        |                   | Self-Liquidating                           |  | FORECLOSURE                                |                 |
| Land Reclamation & Conservation        |                   | Other                                      |  | Balance January 1, 1969                    |                 |
| Other Recreational Services            |                   | Total                                      |  | Transfers From Taxes or Liens              |                 |
| <b>EDUCATION (excluding schools)</b>   |                   | EQUALIZED VALUATION BASIS                  |  | Sale for Cash (1969)                       |                 |
| Libraries                              |                   | FOR NET DEBT COMPUTATION                   |  | Cancelled, Abated or Adjusted (1969)       |                 |
| Other Educational Services             |                   | 1969 CAPITAL OUTLAY                        |  | Balance December 31, 1969                  |                 |
| <b>STATUTORY EXPENDITURES</b>          |                   | TOTAL                                      |  | <b>CURRENT FINANCES DECEMBER 31, 1969</b>  |                 |
| Pensions & F.I.C.A.                    | 2,900.00          | Beaches and Boardwalks                     |  | <b>ASSETS</b>                              |                 |
| Employee Fringe Benefits               | 750.00            | Parks and Playgrounds                      |  | Cash Dec. 31, 1969                         | 345,631.01      |
| Other Statutory Expenditures           |                   | Public Buildings and Grounds               |  | Taxes Receivable                           | 87,673.49       |
| <b>MUNICIPAL FUNCTIONS</b>             |                   | Vehicular Equipment                        |  | Tax Title Liens                            |                 |
| <b>CAPITAL IMPROVEMENTS</b>            |                   | Streets, Roads, Sidewalks, Storm Sewers    |  | Foreclosed Property                        |                 |
| <b>DEBT SERVICE</b>                    |                   | Sewer System                               |  | Emergencies & Other Deferred Charges       |                 |
| Principal Payments                     |                   | Water Service                              |  | State Aid Receivable                       | 15,275.00       |
| Interest Payments                      |                   | Other Utilities                            |  | Other Receivables                          | 1,847.39        |
| <b>DEFERRED CHARGES</b>                |                   | Hospitals and Clinics                      |  | Total                                      | 450,426.89      |
| SCHOOL, COUNTY, SPECIAL DISTRICT TAXES | 668,689.26        | Garbage and Trash Disposal Facilities      |  | <b>LIABILITIES</b>                         |                 |
| RESERVE FOR UNCOLLECTED TAXES          | 186,798.54        | Health Equipment                           |  | Cash Liabilities                           | 51,036.86       |
|  |                   | Library and Education Facilities           |  | Reserves for Receivables                   | 89,520.88       |
|  |                   | Conservation and Recreation                |  | Surplus Dec. 31, 1969                      | 309,869.15      |
| <b>EXPENDITURES</b>                    |                   | Other Expenditures                         |  | Total                                      | 450,426.89      |
| <b>TOTAL</b>                           | <b>992,948.36</b> |  |  |  |                 |

12C4  
 Population 1960 19,965  
 Population 1969 32,260  
 S & P Rating BBB  
 Moody Rating BAA  
 Land Area 21.50 Sq. Miles

EAST BRUNSWICK TWP - MIDDLESEX COUNTY  
 Net Valuation Taxable 115,184,458  
 State Equalized Value 231,806,113  
 Net Valuation on Which County Taxes  
 are apportioned: 236,971,680  
 State Equalization Ratio .4969

General Tax Rate Per \$100. 7.23  
 State Equalized  
 General Tax Rate: 3.59

PER CAPITA:  
 Gross Debt 534.14  
 Net Debt 217.17  
 Debt Service 4.71  
 Total Tax Levy 261.96  
 Municipal Expenditures 95.85

PER CENT:  
 Gross Debt 8.23  
 Net Debt 3.35  
 Tax Levy Collected 95.72  
 Tax Levy Cancelled, Abated  
 or Adjusted .16

| 1969 EXPENDITURES                             |                            | 1969 REVENUES                                     |                            | 1969 PROPERTY TAX                          |                     |
|---|----------------------------|---|----------------------------|--|---------------------|
| <b>GENERAL GOVERNMENT</b>                     |                            |   |                            | <b>STATE EQUALIZED TAX RATE</b>            |                     |
| Governing Body & Public Boards                | 23,740.00                  | 1969 — Property Taxes Collected                   | 8,089,437.26               | Local District School Taxes                | 2.58 5,992,149.00   |
| Municipal Clerk                               | 32,970.00                  | 1969 Payments in Lieu of Taxes                    |                            | Regional & Consolidated School Tax         |                     |
| Financial Administration                      | 111,726.00                 | Delinquent Tax & Lien Collections                 | 321,800.49                 | School Taxes in Municipal Budget           |                     |
| Assessment of Taxes                           | 37,237.00                  | Business Personality Replacement Taxes            | 318,774.00                 | County Taxes                               | .53 1,227,493.98    |
| Collection of Taxes                           | 56,581.00                  | Taxes from Public Utilities                       | 467,915.96                 | County Library Taxes                       |                     |
| Planning, Housing & Development               | 37,730.00                  | Other Miscellaneous Tax Revenues                  |                            | Local Municipal Purpose Taxes              | .40 927,494.63      |
| Human Resources                               |                            | State Aid Revenues                                | 108,716.06                 | Veteran & Senior Citizen Taxes             | .07 172,570.00      |
| Elections                                     |                            | Federal Aid Revenues                              | 214,350.22                 | Total Taxes for Rate Computation           | 3.58 8,319,707.61   |
| General Administration (other)                | 163,174.00                 | Sale of Acquired Property                         |                            | Special District Taxes                     |                     |
| <b>JUDICIARY</b>                              |                            | Other Miscellaneous Revenues                      | 524,792.00                 | Bank Stock Taxes                           | 5,826.30            |
| Municipal Courts                              | 28,686.00                  | 1969 Revenues                                     | Total 10,045,785.99        | Added and Omitted Taxes                    | 297,925.07          |
| <b>PUBLIC SAFETY</b>                          |                            | Prior Years Surplus Appropriated                  | 450,000.00                 | Total Taxes Levied - ABSTRACT              | 8,450,888.98        |
| Fire Protection                               | 33,652.00                  | <b>REVENUES</b>                                   | <b>TOTAL 10,495,785.99</b> | <b>TOTAL TAXES BILLED</b>                  | 8,450,888.98        |
| Police Protection                             | 483,851.00                 |   |                            | <b>1969 TAXES COLLECTED</b>                | 8,089,437.26        |
| Civil Defense & Disaster Control              | 10,457.00                  | <b>1969 REAL PROPERTY VALUATIONS</b>              |                            | 1969 Taxes Cancelled, Abated or Adjusted   | 13,616.17           |
| Environmental Inspection & Control            | 274,936.22                 | Code Class # of Parcels %VAL'N                    | ASSESSED VALUATION         | Transfer to Tax Title Liens or Foreclosed  | 32,023.77           |
| Other Public Safety                           |                            | 1 Vacant Land 2134 9.00                           | 10,173,495.00              | Balance Outstanding Dec. 31, 1969          | 315,811.78          |
| <b>PUBLIC WORKS</b>                           |                            | 2 Residential 7265 71.73                          | 81,121,170.00              | <b>PRIOR YEARS TAXES OUTSTANDING</b>       |                     |
| Streets and Drainage                          | 387,165.00                 | 3 Farm 210 1.53                                   | 1,726,720.00               | Balance January 1, 1969                    | 601,661.36          |
| Sewers and Sewage Processing                  |                            | 4a Commercial 288 11.75                           | 13,289,055.00              | Collected in 1969                          | 283,168.18          |
| Garbage and Trash Disposal                    | 197,010.00                 | 4b Industrial 40 4.24                             | 4,790,390.00               | Cancelled, Abated or Adjusted (1969)       | 23,404.00           |
| Public Buildings and Grounds                  | 79,370.00                  | 4c Apartments 6 1.76                              | 1,985,950.00               | Transfers to Tax Title Liens or Foreclosed |                     |
| Other Public Works                            |                            | Total 9943 100.01                                 | 113,086,780.00             | Balance December 31, 1969                  | 295,089.18          |
| <b>HEALTH and WELFARE</b>                     |                            | <b>CAPITAL DEBT AUTHORIZED, DECEMBER 31, 1969</b> |                            | <b>TAX TITLE LIENS OUTSTANDING</b>         |                     |
| Health Services Except Environmental          | 54,737.00                  | ISSUED AND UNISSUED                               | GROSS DEBT NET DEBT        | Balance January 1, 1969                    | 162,555.86          |
| Welfare-Public Assistance                     | 10,930.00                  | School  | 10,422,000 2,044,428       | Transfers From Taxes                       | 33,341.75           |
| Hospitals, Clinics, First Aid                 | 3,100.00                   | Self-liquidating                                  | 1,848,000                  | Redeemed in 1969                           | 38,632.31           |
| Animal, Insect, & Rodent Control              |                            | Other   | 4,961,500 4,961,500        | Cancelled, Abated or Adjusted (1969)       | 661.70              |
| Other Welfare Services                        |                            | Total   | 17,231,500 7,005,928       | Transfers to Foreclosed Property           |                     |
| <b>RECREATION and CONSERVATION</b>            |                            | ISSUED AND OUTSTANDING                            |                            | Balance December 31, 1969                  | 156,603.60          |
| Beaches and Boardwalks                        |                            | School  | 10,422,000.00              | <b>PROPERTY ACQUIRED BY DEED OR</b>        |                     |
| Parks, Playgrounds, Shade Trees               | 51,724.00                  | Self-Liquidating                                  | 1,848,000.00               | <b>FORECLOSURE</b>                         |                     |
| Land Reclamation & Conservation               | 66,543.00                  | Other   | 2,970,500.00               | Balance January 1, 1969                    | 113,876.00          |
| Other Recreational Services                   |                            | Total   | 15,240,500.00              | Transfers From Taxes or Liens              |                     |
| <b>EDUCATION (excluding schools)</b>          |                            | EQUALIZED VALUATION BASIS                         |                            | Sale for Cash (1969)                       |                     |
| Libraries                                     | 85,000.00                  | FOR NET DEBT COMPUTATION                          | 209,439,290.67             | Cancelled, Abated or Adjusted (1969)       |                     |
| Other Educational Services                    | 75,000.00                  | 1969 CAPITAL OUTLAY                               | TOTAL 1,148,011.59         | Balance December 31, 1969                  | 113,876.00          |
| <b>STATUTORY EXPENDITURES</b>                 |                            | Beaches and Boardwalks                            |                            | <b>CURRENT FINANCES DECEMBER 31, 1969</b>  |                     |
| Pensions & F.I.C.A.                           | 119,215.00                 | Parks and Playgrounds                             | 226,355.46                 | <b>ASSETS</b>                              |                     |
| Employee Fringe Benefits                      |                            | Public Buildings and Grounds                      | 30,577.00                  | Cash Dec. 31, 1969                         | 1,123,739.21        |
| Other Statutory Expenditures                  |                            | Vehicular Equipment                               | 3,825.00                   | Taxes Receivable                           | 610,900.96          |
| <b>MUNICIPAL FUNCTIONS</b>                    | <b>TOTAL 2,424,534.22</b>  | Streets, Roads, Sidewalks, Storm Sewers           | 606,098.51                 | Tax Title Liens                            | 156,603.60          |
| <b>CAPITAL IMPROVEMENTS</b>                   | 84,515.00                  | Sewer System                                      | 81,953.53                  | Foreclosed Property                        | 113,876.00          |
| <b>DEBT SERVICE</b>                           |                            | Water Service                                     |                            | Emergencies & Other Deferred Charges       | 19,700.00           |
| Principal Payments                            | 66,500.00                  | Other Utilities                                   |                            | State Aid Receivable                       | 109,366.63          |
| Interest Payments                             | 85,492.00                  | Hospitals and Clinics                             |                            | Other Receivables                          | 8,504.78            |
| <b>DEFERRED CHARGES</b>                       | 23,150.63                  | Garbage and Trash Disposal Facilities             |                            | Total                                      | 2,142,691.18        |
| <b>SCHOOL, COUNTY, SPECIAL DISTRICT TAXES</b> | 7,219,642.98               | Health Equipment                                  |                            | <b>LIABILITIES</b>                         |                     |
| <b>RESERVE FOR UNCOLLECTED TAXES</b>          | 407,773.49                 | Library and Education Facilities                  |                            | Cash Liabilities                           | 383,212.55          |
|   |                            | Conservation and Recreation                       |                            | Reserves for Receivables                   | 889,885.34          |
| <b>EXPENDITURES</b>                           | <b>TOTAL 10,311,608.32</b> | Other Expenditures                                | 199,202.09                 | Surplus Dec. 31, 1969                      | 869,593.29          |
|   |                            |   |                            | <b>Total</b>                               | <b>2,142,691.18</b> |



0803  
Population 1960 2,722  
Population 1969 3,390  
  
Moody Rating  
Land Area 11.78 Sq. Miles

EAST GREENWICH TWP - GLOUCESTER COUNTY  
Net Valuation Taxable 4,629,465  
State Equalized Value 21,100,569  
General Tax Rate Per \$100. 11.81  
Net Valuation on Which County Taxes  
are apportioned: 18,040,426  
State Equalized  
General Tax Rate: 2.59

PER CAPITA:  
Gross Debt 334.21  
Net Debt 34.78  
Debt Service  
Total Tax Levy 160.91  
Municipal Expenditures 73.35

PER CENT:  
Gross Debt 6.13  
Net Debt .64  
Tax Levy Collected 89.08  
Tax Levy Cancelled, Abated  
or Adjusted .15

| 1969 EXPENDITURES                             |              | 1969 REVENUES                                     |                           | 1969 PROPERTY TAX                          |                 |
|---|--------------|---|---------------------------|--|-----------------|
| <b>GENERAL GOVERNMENT</b>                     |              | 1969 — Property Taxes Collected                   |                           | STATE EQUALIZED TAX RATE                   |                 |
| Governing Body & Public Boards                |              | 1969 Payments in Lieu of Taxes                    | 485,602.97                | Local District School Taxes                | .84 176,815.00  |
| Municipal Clerk                               |              | Delinquent Tax & Lien Collections                 | 38,180.40                 | Regional & Consolidated School Tax         | 1.16 244,301.29 |
| Financial Administration                      | 4,400.00     | Business Personalty Replacement Taxes             | 9,950.00                  | School Taxes in Municipal Budget           |                 |
| Assessment of Taxes                           | 2,400.00     | Taxes from Public Utilities                       | 136,072.99                | County Taxes                               | .51 108,404.50  |
| Collection of Taxes                           | 2,700.00     | Other Miscellaneous Tax Revenues                  |                           | County Library Taxes                       |                 |
| Planning, Housing & Development               | 1,350.00     | State Aid Revenues                                | 17,525.14                 | Local Municipal Purpose Taxes              |                 |
| Human Resources                               |              | Federal Aid Revenues                              |                           | Veteran & Senior Citizen Taxes             | .08 17,220.00   |
| Elections                                     |              | Sale of Acquired Property                         |                           | Total Taxes for Rate Computation           | 2.59 546,740.79 |
| General Administration (other)                | 16,900.00    | Other Miscellaneous Revenues                      | 31,062.70                 | Special District Taxes                     |                 |
| <b>JUDICIARY</b>                              |              | 1969 Revenues                                     | 718,394.20                | Bank Stock Taxes                           | 355.19          |
| Municipal Courts                              | 3,650.00     | Prior Years Surplus Appropriated                  | 61,693.54                 | Added and Omitted Taxes                    | 7,496.52        |
| <b>PUBLIC SAFETY</b>                          |              | <b>REVENUES</b>                                   | <b>TOTAL</b>              | Total Taxes Levied - ABSTRACT              | 545,477.50      |
| Fire Protection                               | 11,000.00    |   | 780,087.74                | <b>TOTAL TAXES BILLED</b>                  | 545,122.31      |
| Police Protection                             | 38,100.00    | <b>1969 REAL PROPERTY VALUATIONS</b>              |                           | <b>1969 TAXES COLLECTED</b>                | 485,602.97      |
| Civil Defense & Disaster Control              | 150.00       | Code  | Class # of Parcels %VAL'N | 1969 Taxes Cancelled, Abated or Adjusted   | 801.05          |
| Environmental Inspection & Control            | 1,250.00     | 1   | Vacant Land 142 1.66      | Transfer to Tax Title Liens or Foreclosed  |                 |
| Other Public Safety                           |              | 2   | Residential 666 60.45     | Balance Outstanding Dec. 31, 1969          | 58,718.29       |
| <b>PUBLIC WORKS</b>                           |              | 3   | Farm 224 25.42            | <b>PRIOR YEARS TAXES OUTSTANDING</b>       |                 |
| Streets and Drainage                          | 41,700.00    | 4a  | Commercial 36 11.72       | Balance January 1, 1969                    | 54,269.71       |
| Sewers and Sewage Processing                  |              | 4b  | Industrial 1 .10          | Collected in 1969                          | 38,180.40       |
| Garbage and Trash Disposal                    | 12,500.00    | 4c  | Apartments 3 .66          | Cancelled, Abated or Adjusted (1969)       | 6,425.71        |
| Public Buildings and Grounds                  |              | Total   | 1072 100.01               | Transfers to Tax Title Liens or Foreclosed |                 |
| Other Public Works                            |              |   |                           | Balance December 31, 1969                  | 9,663.60        |
| <b>HEALTH and WELFARE</b>                     |              | <b>CAPITAL DEBT AUTHORIZED, DECEMBER 31, 1969</b> |                           | <b>TAX TITLE LIENS OUTSTANDING</b>         |                 |
| Health Services Except Environmental          | 4,050.00     | ISSUED AND UNISSUED                               | GROSS DEBT                | Balance January 1, 1969                    | 965.94          |
| Welfare-Public Assistance                     | 1,350.00     | School  | 1,120,982                 | Transfers From Taxes                       |                 |
| Hospitals, Clinics, First Aid                 |              | Self-liquidating                                  | 12,000                    | Redeemed in 1969                           |                 |
| Animal, Insect, & Rodent Control              |              | Other   |                           | Cancelled, Abated or Adjusted (1969)       |                 |
| Other Welfare Services                        |              | Total   | 1,132,982                 | Transfers to Foreclosed Property           |                 |
| <b>RECREATION and CONSERVATION</b>            |              | ISSUED AND OUTSTANDING                            |                           | Balance December 31, 1969                  | 965.94          |
| Beaches and Boardwalks                        |              | School  | 570,982.70                | <b>PROPERTY ACQUIRED BY DEED OR</b>        |                 |
| Parks, Playgrounds, Shade Trees               | 1,000.00     | Self-Liquidating                                  | 12,000.00                 | <b>FORECLOSURE</b>                         |                 |
| Land Reclamation & Conservation               |              | Other   |                           | Balance January 1, 1969                    |                 |
| Other Recreational Services                   |              | Total   | 582,982.70                | Transfers From Taxes or Liens              |                 |
| <b>EDUCATION (excluding schools)</b>          |              | EQUALIZED VALUATION BASIS                         |                           | Sale for Cash (1969)                       |                 |
| Libraries                                     | 750.00       | FOR NET DEBT COMPUTATION                          | 18,484,365.00             | Cancelled, Abated or Adjusted (1969)       |                 |
| Other Educational Services                    |              | 1969 CAPITAL OUTLAY                               | TOTAL                     | Balance December 31, 1969                  |                 |
| <b>STATUTORY EXPENDITURES</b>                 |              | Beaches and Boardwalks                            | 38,922.85                 | <b>CURRENT FINANCES DECEMBER 31, 1969</b>  |                 |
| Pensions & F.I.C.A.                           | 3,750.00     | Parks and Playgrounds                             |                           | <b>ASSETS</b>                              |                 |
| Employee Fringe Benefits                      |              | Public Buildings and Grounds                      |                           | Cash Dec. 31, 1969                         | 318,007.14      |
| Other Statutory Expenditures                  |              | Vehicular Equipment                               |                           | Taxes Receivable                           | 68,381.89       |
| <b>MUNICIPAL FUNCTIONS</b>                    | <b>TOTAL</b> | Streets, Roads, Sidewalks, Storm Sewers           | 37,830.50                 | Tax Title Liens                            | 965.94          |
| <b>CAPITAL IMPROVEMENTS</b>                   | 36,500.00    | Sewer System                                      |                           | Foreclosed Property                        |                 |
| <b>DEBT SERVICE</b>                           |              | Water Service                                     | 1,092.35                  | Emergencies & Other Deferred Charges       | 421.15          |
| Principal Payments                            |              | Other Utilities                                   |                           | State Aid Receivable                       | 9,277.00        |
| Interest Payments                             |              | Hospitals and Clinics                             |                           | Other Receivables                          | 8,118.13        |
| <b>DEFERRED CHARGES</b>                       | 932.68       | Garbage and Trash Disposal Facilities             |                           | Total                                      | 405,171.25      |
| <b>SCHOOL, COUNTY, SPECIAL DISTRICT TAXES</b> | 537,625.79   | Health Equipment                                  |                           | <b>LIABILITIES</b>                         |                 |
| <b>RESERVE FOR UNCOLLECTED TAXES</b>          | 64,236.00    | Library and Education Facilities                  |                           | Cash Liabilities                           | 58,332.09       |
|   |              | Conservation and Recreation                       |                           | Reserves for Receivables                   | 77,465.96       |
| <b>EXPENDITURES</b>                           | <b>TOTAL</b> | Other Expenditures                                |                           | Surplus Dec. 31, 1969                      | 269,373.20      |
|   | 786,294.47   |   |                           | Total                                      | 405,171.25      |

1410  
Population 1960 4,379  
Population 1969 6,700  
Moody Rating BAA  
Land Area 8.40 Sq. Miles

EAST HANOVER TWP - MORRIS COUNTY  
Net Valuation Taxable 40,356,059  
State Equalized Value 155,935,312 General Tax Rate Per \$100. 6.15  
Net Valuation on Which County Taxes are apportioned: 127,824,955  
State Equalization Ratio .2588 General Tax Rate: 1.59

PER CAPITA:  
Gross Debt 1,074.41  
Net Debt 369.10  
Debt Service 4.44  
Total Tax Levy 378.74  
Municipal Expenditures 122.44

PER CENT:  
Gross Debt 5.64  
Net Debt 1.94  
Tax Levy Collected 98.80  
Tax Levy Cancelled, Abated or Adjusted .06

| 1969 EXPENDITURES                              |  | 1969 REVENUES                                    |  | 1969 PROPERTY TAX                          |              |
|--|--|--|--|--|--------------|
| GENERAL GOVERNMENT                             |  | 1969 — Property Taxes Collected 2,507,577.19     |  | STATE EQUALIZED TAX RATE                   |              |
| Governing Body & Public Boards                 |  | 1969 Payments in Lieu of Taxes                   |  | Local District School Taxes .74            | 1,157,751.37 |
| Municipal Clerk                                |  | Delinquent Tax & Lien Collections 22,619.86      |  | Regional & Consolidated School Tax .48     | 751,531.52   |
| Financial Administration 39,720.00             |  | Business Personality Replacement Taxes 95,403.00 |  | School Taxes in Municipal Budget           |              |
| Assessment of Taxes 81,375.00                  |  | Taxes from Public Utilities 395,713.44           |  | County Taxes .33                           | 518,863.79   |
| Collection of Taxes 14,000.00                  |  | Other Miscellaneous Tax Revenues                 |  | County Library Taxes                       |              |
| Planning, Housing & Development 5,300.00       |  | State Aid Revenues 21,273.96                     |  | Local Municipal Purpose Taxes .01          | 18,549.82    |
| Human Resources                                |  | Federal Aid Revenues                             |  | Veteran & Senior Citizen Taxes .02         | 35,040.00    |
| Elections 476.84                               |  | Sale of Acquired Property                        |  | Total Taxes for Rate Computation 1.58      | 2,481,736.50 |
| General Administration (other) 50,675.00       |  | Other Miscellaneous Revenues 55,479.90           |  | Special District Taxes                     |              |
| JUDICIARY                                      |  | 1969 Revenues Total 3,098,067.35                 |  | Bank Stock Taxes                           | 1,450.18     |
| Municipal Courts 5,350.00                      |  | Prior Years Surplus Appropriated 159,000.00      |  | Added and Omitted Taxes                    | 89,420.65    |
| PUBLIC SAFETY                                  |  | REVENUES TOTAL 3,257,067.35                      |  | Total Taxes Levied - ABSTRACT              | 2,537,567.33 |
| Fire Protection 32,550.00                      |  |  |  | TOTAL TAXES BILLED                         | 2,538,010.52 |
| Police Protection 193,839.23                   |  |  |  | 1969 TAXES COLLECTED                       | 2,507,577.19 |
| Civil Defense & Disaster Control 2,793.25      |  |  |  | 1969 Taxes Cancelled, Abated or Adjusted   | 1,563.72     |
| Environmental Inspection & Control 15,045.00   |  |  |  | Transfer to Tax Title Liens or Foreclosed  | 2,024.93     |
| Other Public Safety                            |  |  |  | Balance Outstanding Dec. 31, 1969          | 26,844.68    |
| PUBLIC WORKS                                   |  |  |  |  |              |
| Streets and Drainage 89,071.66                 |  |  |  | PRIOR YEARS TAXES OUTSTANDING              |              |
| Sewers and Sewage Processing                   |  |  |  | Balance January 1, 1969                    | 23,797.17    |
| Garbage and Trash Disposal 3,750.00            |  |  |  | Collected in 1969                          | 20,752.72    |
| Public Buildings and Grounds 22,060.00         |  |  |  | Cancelled, Abated or Adjusted (1969)       | 65.76        |
| Other Public Works                             |  |  |  | Transfers to Tax Title Liens or Foreclosed |              |
| HEALTH and WELFARE                             |  |  |  | Balance December 31, 1969                  | 2,978.69     |
| Health Services Except Environmental 13,197.24 |  |  |  | TAX TITLE LIENS OUTSTANDING                |              |
| Welfare-Public Assistance 1,710.00             |  |  |  | Balance January 1, 1969                    | 11,940.71    |
| Hospitals, Clinics, First Aid 1,200.00         |  |  |  | Transfers From Taxes                       | 2,024.93     |
| Animal, Insect, & Rodent Control 1,625.00      |  |  |  | Redeemed in 1969                           | 1,867.14     |
| Other Welfare Services                         |  |  |  | Cancelled, Abated or Adjusted (1969)       |              |
| RECREATION and CONSERVATION                    |  |  |  | Transfers to Foreclosed Property           |              |
| Beaches and Boardwalks 1,100.00                |  |  |  | Balance December 31, 1969                  | 12,098.50    |
| Parks, Playgrounds, Shade Trees                |  |  |  | PROPERTY ACQUIRED BY DEED OR               |              |
| Land Reclamation & Conservation 18,700.00      |  |  |  | FORECLOSURE                                |              |
| Other Recreational Services                    |  |  |  | Balance January 1, 1969                    | 27,250.00    |
| EDUCATION (excluding schools)                  |  |  |  | Transfers From Taxes or Liens              |              |
| Libraries 25,000.00                            |  |  |  | Sale for Cash (1969)                       |              |
| Other Educational Services                     |  |  |  | Cancelled, Abated or Adjusted (1969)       |              |
| STATUTORY EXPENDITURES                         |  |  |  | Balance December 31, 1969                  | 27,250.00    |
| Pensions & F.I.C.A. 30,406.98                  |  |  |  | CURRENT FINANCES DECEMBER 31, 1969         |              |
| Employee Fringe Benefits 12,100.00             |  |  |  | ASSETS                                     |              |
| Other Statutory Expenditures                   |  |  |  | Cash Dec. 31, 1969                         | 255,328.03   |
| MUNICIPAL FUNCTIONS TOTAL 661,045.20           |  |  |  | Taxes Receivable                           | 29,823.37    |
| CAPITAL IMPROVEMENTS 15,000.00                 |  |  |  | Tax Title Liens                            | 12,098.50    |
| DEBT SERVICE                                   |  |  |  | Foreclosed Property                        | 27,250.00    |
| Principal Payments 20,000.00                   |  |  |  | Emergencies & Other Deferred Charges       | 80,845.85    |
| Interest Payments 9,737.00                     |  |  |  | State Aid Receivable                       | 24,696.00    |
| DEFERRED CHARGES 16,903.02                     |  |  |  | Other Receivables                          | 1,624.78     |
| SCHOOL, COUNTY, SPECIAL DISTRICT TAXES         |  |  |  | Total                                      | 431,666.53   |
| RESERVE FOR UNCOLLECTED TAXES 97,654.25        |  |  |  | LIABILITIES                                |              |
| EXPENDITURES TOTAL 3,248,486.15                |  |  |  | Cash Liabilities                           | 88,375.17    |
|  |  |  |  | Reserves for Receivables                   | 70,796.65    |
|  |  |  |  | Surplus Dec. 31, 1969                      | 272,494.71   |
|  |  |  |  | Total                                      | 431,666.53   |

|                 |               |                                     |  |            |  |                             |  |                        |        |                            |  |
|-----------------|---------------|-------------------------------------|--|------------|--|-----------------------------|--|------------------------|--------|----------------------------|--|
| 0902            |               | EAST NEWARK BORO                    |  | - HUDSON   |  | COUNTY                      |  | PER CAPITA:            |        | PER CENT:                  |  |
| Population 1960 | 1,872         | Net Valuation Taxable               |  | 12,842,220 |  |                             |  | Gross Debt             | 67.29  | Gross Debt .79             |  |
| Population 1969 | 1,740         | State Equalized Value               |  | 15,741,873 |  | General Tax Rate Per \$100. |  | Net Debt               | 50.62  | Net Debt .59               |  |
|                 |               | Net Valuation on Which County Taxes |  |            |  |                             |  | Debt Service           | 7.31   | Tax Levy Collected 84.18   |  |
| Moody Rating    |               | are apportioned:                    |  | 14,155,764 |  | State Equalized             |  | Total Tax Levy         | 165.47 | Tax Levy Cancelled, Abated |  |
| Land Area       | .10 Sq. Miles | State Equalization Ratio            |  | .8158      |  | General Tax Rate:           |  | Municipal Expenditures | 183.88 | or Adjusted 14.37          |  |
|                 |               |                                     |  |            |  |                             |  |                        |        |                            |  |

| 1969 EXPENDITURES                      |            | 1969 REVENUES                         |            | 1969 PROPERTY TAX                          |                 |
|--|------------|---------------------------------------|------------|--|-----------------|
| GENERAL GOVERNMENT                     |            | 1969 — Property Taxes Collected       |            | STATE EQUALIZED TAX RATE                   |                 |
| Governing Body & Public Boards         |            | 1969 Payments in Lieu of Taxes        | 249,188.49 | Local District School Taxes                | .88 138,193.50  |
| Municipal Clerk                        |            | Delinquent Tax & Lien Collections     | 8,702.61   | Regional & Consolidated School Tax         |                 |
| Financial Administration               | 13,275.00  | Business Personalty Replacement Taxes | 204,624.00 | School Taxes in Municipal Budget           |                 |
| Assessment of Taxes                    | 3,311.50   | Taxes from Public Utilities           | 23,981.77  | County Taxes                               | .90 141,283.35  |
| Collection of Taxes                    | 4,500.00   | Other Miscellaneous Tax Revenues      |            | County Library Taxes                       |                 |
| Planning, Housing & Development        |            | State Aid Revenues                    | 24,181.19  | Local Municipal Purpose Taxes              | .04 5,977.36    |
| Human Resources                        |            | Federal Aid Revenues                  |            | Veteran & Senior Citizen Taxes             | .05 8,090.00    |
| Elections                              | 675.00     | Sale of Acquired Property             |            | Total Taxes for Rate Computation           | 1.87 293,544.21 |
| General Administration (other)         | 29,499.95  | Other Miscellaneous Revenues          | 30,116.40  | Special District Taxes                     |                 |
| JUDICIARY                              |            | 1969 Revenues                         | 540,794.46 | Bank Stock Taxes                           | 1,171.12        |
| Municipal Courts                       | 5,100.00   | Prior Years Surplus Appropriated      | 42,000.00  | Added and Omitted Taxes                    | 1,295.40        |
| PUBLIC SAFETY                          |            | REVENUES                              | 582,794.46 | Total Taxes Levied - ABSTRACT              | 287,920.73      |
| Fire Protection                        | 15,210.00  |                                       |            | TOTAL TAXES BILLED                         | 296,010.73      |
| Police Protection                      | 107,625.00 |                                       |            | 1969 TAXES COLLECTED                       | 249,188.49      |
| Civil Defense & Disaster Control       | 500.00     |                                       |            | 1969 Taxes Cancelled, Abated or Adjusted   | 42,528.64       |
| Environmental Inspection & Control     |            |                                       |            | Transfer to Tax Title Liens or Foreclosed  | 317.75          |
| Other Public Safety                    |            |                                       |            | Balance Outstanding Dec. 31, 1969          | 3,975.85        |
| PUBLIC WORKS                           |            |                                       |            | PRIOR YEARS TAXES OUTSTANDING              |                 |
| Streets and Drainage                   | 24,353.50  |                                       |            | Balance January 1, 1969                    | 23,479.05       |
| Sewers and Sewage Processing           | 12,700.00  |                                       |            | Collected in 1969                          | 8,702.61        |
| Garbage and Trash Disposal             | 11,826.08  |                                       |            | Cancelled, Abated or Adjusted (1969)       |                 |
| Public Buildings and Grounds           | 15,908.45  |                                       |            | Transfers to Tax Title Liens or Foreclosed |                 |
| Other Public Works                     |            |                                       |            | Balance December 31, 1969                  | 14,776.44       |
| HEALTH and WELFARE                     |            |                                       |            | TAX TITLE LIENS OUTSTANDING                |                 |
| Health Services Except Environmental   | 9,650.00   |                                       |            | Balance January 1, 1969                    | 747.80          |
| Welfare-Public Assistance              | 4,920.00   |                                       |            | Transfers From Taxes                       | 317.75          |
| Hospitals, Clinics, First Aid          |            |                                       |            | Redeemed in 1969                           |                 |
| Animal, Insect, & Rodent Control       |            |                                       |            | Cancelled, Abated or Adjusted (1969)       |                 |
| Other Welfare Services                 |            |                                       |            | Transfers to Foreclosed Property           |                 |
| RECREATION and CONSERVATION            |            |                                       |            | Balance December 31, 1969                  | 1,065.55        |
| Beaches and Boardwalks                 |            |                                       |            | PROPERTY ACQUIRED BY DEED OR               |                 |
| Parks, Playgrounds, Shade Trees        | 6,300.00   |                                       |            | FORECLOSURE                                |                 |
| Land Reclamation & Conservation        |            |                                       |            | Balance January 1, 1969                    |                 |
| Other Recreational Services            | 506.55     |                                       |            | Transfers From Taxes or Liens              |                 |
| EDUCATION (excloding schools)          |            |                                       |            | Sale for Cash (1969)                       |                 |
| Libraries                              | 500.00     |                                       |            | Cancelled, Abated or Adjusted (1969)       |                 |
| Other Educational Services             |            |                                       |            | Balance December 31, 1969                  |                 |
| STATUTORY EXPENDITURES                 |            |                                       |            | CURRENT FINANCES DECEMBER 31, 1969         |                 |
| Pensions & F.I.C.A.                    | 15,423.97  |                                       |            | ASSETS                                     |                 |
| Employee Fringe Benefits               | 4,000.00   |                                       |            | Cash Dec. 31, 1969                         | 138,023.56      |
| Other Statutory Expenditures           |            |                                       |            | Taxes Receivable                           | 18,752.29       |
| MUNICIPAL FUNCTIONS                    |            |                                       |            | Tax Title Liens                            | 1,065.55        |
| CAPITAL IMPROVEMENTS                   | 2,000.00   |                                       |            | Foreclosed Property                        |                 |
| DEBT SERVICE                           |            |                                       |            | Emergencies & Other Deferred Charges       | 21,944.12       |
| Principal Payments                     | 10,000.00  |                                       |            | State Aid Receivable                       | 45,507.32       |
| Interest Payments                      | 2,727.00   |                                       |            | Other Receivables                          | 735.78          |
| DEFERRED CHARGES                       | 1,350.00   |                                       |            | Total                                      | 226,028.62      |
| SCHOOL, COUNTY, SPECIAL DISTRICT TAXES | 279,476.85 |                                       |            | LIABILITIES                                |                 |
| RESERVE FOR UNCOLLECTED TAXES          | 18,091.67  |                                       |            | Cash Liabilities                           | 176,426.95      |
|  |            |                                       |            | Reserves for Receivables                   | 20,553.62       |
|  |            |                                       |            | Surplus Dec. 31, 1969                      | 29,048.05       |
| EXPENDITURES                           | TOTAL      |                                       |            | Total                                      | 226,028.62      |

0705  
Population 1960 77,259  
Population 1969 79,440  
S & P Rating AA  
Moody Rating A  
Land Area 4.00 Sq. Miles

EAST ORANGE CITY - ESSEX COUNTY  
Net Valuation Taxable 304,509,149  
State Equalized Value 382,934,040  
Net Valuation on Which County Taxes  
are apportioned: 377,359,904  
State Equalization Ratio .7952

General Tax Rate Per \$100. 7.37  
State Equalized  
General Tax Rate: 5.86

PER CAPITA:  
Gross Debt 218.64  
Net Debt 98.75  
Debt Service 18.16  
Total Tax Levy 281.47  
Municipal Expenditures 178.91

PER CENT:  
Gross Debt 4.78  
Net Debt 2.16  
Tax Levy Collected 94.91  
Tax Levy Cancelled, Abated  
or Adjusted .96

| 1969 EXPENDITURES                      |                            | 1969 REVENUES                                     |                            | 1969 PROPERTY TAX                          |                    |
|--|----------------------------|---|----------------------------|--|--------------------|
| <b>GENERAL GOVERNMENT</b>              |                            |   |                            | <b>STATE EQUALIZED TAX RATE</b>            |                    |
| Governing Body & Public Boards         | 94,890.40                  | 1969 — Property Taxes Collected                   | 21,227,883.31              | Local District School Taxes                | 2.19 8,368,500.00  |
| Municipal Clerk                        | 40,275.69                  | 1969 Payments in Lieu of Taxes                    |                            | Regional & Consolidated School Tax         |                    |
| Financial Administration               | 239,646.75                 | Delinquent Tax & Lien Collections                 | 588,764.36                 | School Taxes in Municipal Budget           | .18 683,193.50     |
| Assessment of Taxes                    | 64,980.84                  | Business Personalty Replacement Taxes             | 779,969.00                 | County Taxes                               | 1.11 4,233,580.49  |
| Collection of Taxes                    | 60,995.36                  | Taxes from Public Utilities                       | 764,823.33                 | County Library Taxes                       |                    |
| Planning, Housing & Development        | 225,474.59                 | Other Miscellaneous Tax Revenues                  | 106,909.98                 | Local Municipal Purpose Taxes              | 2.34 8,979,350.43  |
| Human Resources                        | 37,846.54                  | State Aid Revenues                                | 777,459.90                 | Veteran & Senior Citizen Taxes             | .04 169,600.00     |
| Elections                              | 8,603.69                   | Federal Aid Revenues                              | 37,200.00                  | Total Taxes for Rate Computation           | 5.86 22,434,224.42 |
| General Administration (other)         | 571,558.24                 | Sale of Acquired Property                         |                            | Special District Taxes                     |                    |
| <b>JUDICIARY</b>                       |                            | Other Miscellaneous Revenues                      | 854,614.90                 | Bank Stock Taxes                           | 35,914.12          |
| Municipal Courts                       | 135,780.11                 | 1969 Revenues                                     | Total 25,137,624.78        | Added and Omitted Taxes                    | 59,247.43          |
| <b>PUBLIC SAFETY</b>                   |                            | Prior Years Surplus Appropriated                  | 900,000.00                 | Total Taxes Levied - ABSTRACT              | 22,359,785.97      |
| Fire Protection                        | 1,914,843.01               | <b>REVENUES</b>                                   | <b>TOTAL</b> 26,037,624.78 | <b>TOTAL TAXES BILLED</b>                  | 22,365,255.83      |
| Police Protection                      | 2,312,652.08               |   |                            | 1969 TAXES COLLECTED                       | 21,227,883.31      |
| Civil Defense & Disaster Control       | 3,389.33                   | <b>1969 REAL PROPERTY VALUATIONS</b>              |                            | 1969 Taxes Cancelled, Abated or Adjusted   | 215,157.63         |
| Environmental Inspection & Control     | 72,834.17                  | Code Class # of Parcels %VAL'N                    | ASSESSED VALUATION         | Transfer to Tax Title Liens or Foreclosed  | 37,840.76          |
| Other Public Safety                    | 960.14                     | 1 Vacant Land 328 .58                             | 1,718,800.00               | Balance Outstanding Dec. 31, 1969          | 884,374.13         |
| <b>PUBLIC WORKS</b>                    |                            | 2 Residential 8144 40.13                          | 119,427,900.00             | <b>PRIOR YEARS TAXES OUTSTANDING</b>       |                    |
| Streets and Drainage                   | 751,404.72                 | 3 Farm  |                            | Balance January 1, 1969                    | 797,189.80         |
| Sewers and Sewage Processing           | 280,448.63                 | 4a Commercial 757 22.20                           | 66,057,000.00              | Collected in 1969                          | 559,094.73         |
| Garbage and Trash Disposal             | 509,739.59                 | 4b Industrial 49 2.61                             | 7,775,800.00               | Cancelled, Abated or Adjusted (1969)       | 143,957.04         |
| Public Buildings and Grounds           | 321,247.66                 | 4c Apartments 390 34.48                           | 102,621,700.00             | Transfers to Tax Title Liens or Foreclosed | 11,758.72          |
| Other Public Works                     |                            | Total 9668 100.00                                 | 297,601,200.00             | Balance December 31, 1969                  | 82,379.31          |
| <b>HEALTH and WELFARE</b>              |                            | <b>CAPITAL DEBT AUTHORIZED, DECEMBER 31, 1969</b> |                            | <b>TAX TITLE LIENS OUTSTANDING</b>         |                    |
| Health Services Except Environmental   | 371,983.74                 | <b>ISSUED AND UNISSUED</b>                        |                            | Balance January 1, 1969                    | 64,140.04          |
| Welfare-Public Assistance              | 146,847.70                 | School  | GROSS DEBT 8,419,000       | Transfers From Taxes                       | 50,844.47          |
| Hospitals, Clinics, First Aid          | 194,617.00                 | Self-liquidating                                  |                            | Redeemed in 1969                           | 29,669.63          |
| Animal, Insect, & Rodent Control       | 11,851.45                  | Other   | 8,950,026                  | Cancelled, Abated or Adjusted (1969)       |                    |
| Other Welfare Services                 | 350.00                     | Total   | 17,369,026                 | Transfers to Foreclosed Property           |                    |
| <b>RECREATION and CONSERVATION</b>     |                            | <b>ISSUED AND OUTSTANDING</b>                     |                            | Balance December 31, 1969                  | 85,314.88          |
| Beaches and Boardwalks                 |                            | School  | 8,109,000.00               | <b>PROPERTY ACQUIRED BY DEED OR</b>        |                    |
| Parks, Playgrounds, Shade Trees        | 559,350.59                 | Self-liquidating                                  |                            | <b>FORECLOSURE</b>                         |                    |
| Land Reclamation & Conservation        |                            | Other   | 4,972,907.16               | Balance January 1, 1969                    | 65,760.00          |
| Other Recreational Services            | 164,937.75                 | Total   | 13,081,907.16              | Transfers From Taxes or Liens              |                    |
| <b>EDUCATION (excluding schools)</b>   |                            | <b>EQUALIZED VALUATION BASIS</b>                  |                            | Sale for Cash (1969)                       | 3,700.00           |
| Libraries                              | 621,000.00                 | <b>FOR NET DEBT COMPUTATION</b>                   |                            | Cancelled, Abated or Adjusted (1969)       | 4,300.00           |
| Other Educational Services             |                            | 1969 CAPITAL OUTLAY                               |                            | Balance December 31, 1969                  | 57,760.00          |
| <b>STATUTORY EXPENDITURES</b>          |                            | <b>TOTAL</b>                                      |                            | <b>CURRENT FINANCES DECEMBER 31, 1969</b>  |                    |
| Pensions & F.I.C.A.                    | 1,036,413.67               | Beaches and Boardwalks                            |                            | <b>ASSETS</b>                              |                    |
| Employee Fringe Benefits               | 414,317.85                 | Parks and Playgrounds                             |                            | Cash Dec. 31, 1969                         | 1,083,371.91       |
| Other Statutory Expenditures           |                            | Public Buildings and Grounds                      |                            | Taxes Receivable                           | 966,753.44         |
| <b>MUNICIPAL FUNCTIONS</b>             | <b>TOTAL</b> 11,169,241.29 | Vehicular Equipment                               |                            | Tax Title Liens                            | 85,314.88          |
| <b>CAPITAL IMPROVEMENTS</b>            | 186,500.00                 | Streets, Roads, Sidewalks, Storm Sewers           |                            | Foreclosed Property                        | 57,760.00          |
| <b>DEBT SERVICE</b>                    |                            | Sewer System                                      |                            | Emergencies & Other Deferred Charges       | 249,880.99         |
| Principal Payments                     | 978,000.00                 | Water Service                                     |                            | State Aid Receivable                       | 203,307.55         |
| Interest Payments                      | 464,380.54                 | Other Utilities                                   |                            | Other Receivables                          | 645.07             |
| <b>TYPE I SCHL DEBT *MEMO</b>          |                            | Hospitals and Clinics                             |                            | Total                                      | 2,647,033.84       |
| <b>DEFERRED CHARGES</b>                |                            | Garbage and Trash Disposal Facilities             |                            | <b>LIABILITIES</b>                         |                    |
| SCHOOL, COUNTY, SPECIAL DISTRICT TAXES | 13,285,273.99              | Health Equipment                                  |                            | Cash Liabilities                           | 1,020,874.22       |
| RESERVE FOR UNCOLLECTED TAXES          | 1,071,816.06               | Library and Education Facilities                  |                            | Reserves for Receivables                   | 1,110,473.39       |
| <b>EXPENDITURES</b>                    | <b>TOTAL</b> 27,498,148.61 | Conservation and Recreation                       |                            | Surplus Dec. 31, 1969                      | 515,686.23         |
|  |                            | Other Expenditures                                |                            | Total                                      | 2,647,033.84       |

\* ABOVE DEBT SERVICE INCLUDES TYPE I SCHOOL DEBT

0211  
Population 1960 19,344  
Population 1969 21,840  
Moody Rating BAA  
Land Area 2.50 Sq. Miles

EAST PATERSON BORO - BERGEN COUNTY  
Net Valuation Taxable 142,359,500  
State Equalized Value 171,414,208  
Net Valuation on Which County Taxes are apportioned: 181,387,235  
State Equalization Ratio .8305  
General Tax Rate Per \$100. 2.83  
State Equalized General Tax Rate: 2.35

PER CAPITA:  
Gross Debt 132.58  
Net Debt 52.56  
Debt Service 4.19  
Total Tax Levy 180.53  
Municipal Expenditures 76.56  
PER CENT:  
Gross Debt 1.77  
Net Debt .70  
Tax Levy Collected 96.43  
Tax Levy Cancelled, Abated or Adjusted .83

| 1969 EXPENDITURES                      |              | 1969 REVENUES                         |              | 1969 PROPERTY TAX                          |                   |
|--|--------------|---------------------------------------|--------------|--|-------------------|
| <b>GENERAL GOVERNMENT</b>              |              |                                       |              | <b>STATE EQUALIZED TAX RATE</b>            |                   |
| Governing Body & Public Boards         | 7,200.00     | 1969 — Property Taxes Collected       | 3,816,405.80 | Local District School Taxes                | 1.48 2,536,604.50 |
| Municipal Clerk                        |              | 1969 Payments in Lieu of Taxes        |              | Regional & Consolidated School Tax         |                   |
| Financial Administration               | 45,350.00    | Delinquent Tax & Lien Collections     | 160,452.30   | School Taxes in Municipal Budget           |                   |
| Assessment of Taxes                    | 8,700.00     | Business Personalty Replacement Taxes | 327,530.00   | County Taxes                               | .43 733,964.58    |
| Collection of Taxes                    | 29,515.00    | Taxes from Public Utilities           | 199,046.31   | County Library Taxes                       |                   |
| Planning, Housing & Development        | 5,650.00     | Other Miscellaneous Tax Revenues      |              | Local Municipal Purpose Taxes              | .37 639,136.39    |
| Human Resources                        | 300.00       | State Aid Revenues                    | 88,056.51    | Veteran & Senior Citizen Taxes             | .06 104,870.00    |
| Elections                              | 3,500.00     | Federal Aid Revenues                  |              | Total Taxes for Rate Computation           | 2.34 4,014,575.47 |
| General Administration (other)         | 76,229.49    | Sale of Acquired Property             |              | Special District Taxes                     |                   |
| <b>JUDICIARY</b>                       |              | Other Miscellaneous Revenues          | 99,378.57    | Bank Stock Taxes                           | 4,233.73          |
| Municipal Courts                       | 19,902.00    | 1969 Revenues                         | 4,690,869.49 | Added and Omitted Taxes                    | 28,842.17         |
| <b>PUBLIC SAFETY</b>                   |              | Prior Years Surplus Appropriated      | 260,000.00   | Total Taxes Levied - ABSTRACT              | 3,942,781.37      |
| Fire Protection                        | 47,132.00    | REVENUES                              | 4,950,869.49 | <b>TOTAL TAXES BILLED</b>                  | 3,957,649.05      |
| Police Protection                      | 381,452.00   |                                       |              | 1969 TAXES COLLECTED                       | 3,816,405.80      |
| Civil Defense & Disaster Control       | 4,100.00     | <b>1969 REAL PROPERTY VALUATIONS</b>  |              | 1969 Taxes Cancelled, Abated or Adjusted   | 32,678.59         |
| Environmental Inspection & Control     | 13,261.10    |                                       |              | Transfer to Tax Title Liens or Foreclosed  | 21.22             |
| Other Public Safety                    |              |                                       |              | Balance Outstanding Dec. 31, 1969          | 108,543.44        |
| <b>PUBLIC WORKS</b>                    |              |                                       |              | <b>PRIOR YEARS TAXES OUTSTANDING</b>       |                   |
| Streets and Drainage                   | 142,995.00   |                                       |              | Balance January 1, 1969                    | 199,192.13        |
| Sewers and Sewage Processing           | 92,497.00    |                                       |              | Collected in 1969                          | 160,452.30        |
| Garbage and Trash Disposal             | 197,658.46   |                                       |              | Cancelled, Abated or Adjusted (1969)       | 21,831.92         |
| Public Buildings and Grounds           | 32,950.00    |                                       |              | Transfers to Tax Title Liens or Foreclosed |                   |
| Other Public Works                     |              |                                       |              | Balance December 31, 1969                  | 16,907.91         |
| <b>HEALTH AND WELFARE</b>              |              |                                       |              | <b>TAX TITLE LIENS OUTSTANDING</b>         |                   |
| Health Services Except Environmental   | 35,931.00    |                                       |              | Balance January 1, 1969                    | 430.98            |
| Welfare-Public Assistance              | 9,358.00     |                                       |              | Transfers From Taxes                       | 21.22             |
| Hospitals, Clinics, First Aid          | 1,500.00     |                                       |              | Redeemed in 1969                           |                   |
| Animal, Insect, & Rodent Control       |              |                                       |              | Cancelled, Abated or Adjusted (1969)       |                   |
| Other Welfare Services                 |              |                                       |              | Transfers to Foreclosed Property           |                   |
| <b>RECREATION and CONSERVATION</b>     |              |                                       |              | Balance December 31, 1969                  | 452.20            |
| Beaches and Boardwalks                 |              |                                       |              | <b>PROPERTY ACQUIRED BY DEED OR</b>        |                   |
| Parks, Playgrounds, Shade Trees        | 8,500.00     |                                       |              | <b>FORECLOSURE</b>                         |                   |
| Land Reclamation & Conservation        |              |                                       |              | Balance January 1, 1969                    | 283,750.00        |
| Other Recreational Services            | 59,218.90    |                                       |              | Transfers From Taxes or Liens              |                   |
| <b>EDUCATION (excluding schools)</b>   |              |                                       |              | Sale for Cash (1969)                       |                   |
| Libraries                              | 50,000.00    |                                       |              | Cancelled, Abated or Adjusted (1969)       |                   |
| Other Educational Services             |              |                                       |              | Balance December 31, 1969                  | 283,750.00        |
| <b>STATUTORY EXPENDITURES</b>          |              |                                       |              | <b>CURRENT FINANCES DECEMBER 31, 1969</b>  |                   |
| Pensions & F.I.C.A.                    | 75,202.08    |                                       |              | <b>ASSETS</b>                              |                   |
| Employee Fringe Benefits               | 17,425.00    |                                       |              | Cash Dec. 31, 1969                         | 345,818.89        |
| Other Statutory Expenditures           |              |                                       |              | Taxes Receivable                           | 125,451.35        |
| <b>MUNICIPAL FUNCTIONS</b>             |              |                                       |              | Tax Title Liens                            | 452.20            |
| <b>CAPITAL IMPROVEMENTS</b>            |              |                                       |              | Foreclosed Property                        | 283,750.00        |
| <b>DEBT SERVICE</b>                    |              |                                       |              | Emergencies & Other Deferred Charges       |                   |
| Principal Payments                     | 65,000.00    |                                       |              | State Aid Receivable                       | 23,896.15         |
| Interest Payments                      | 26,506.00    |                                       |              | Other Receivables                          | 35,310.69         |
| <b>DEFERRED CHARGES</b>                |              |                                       |              | Total                                      | 814,679.28        |
| SCHOOL, COUNTY, SPECIAL DISTRICT TAXES | 20,700.00    |                                       |              | <b>LIABILITIES</b>                         |                   |
| RESERVE FOR UNCOLLECTED TAXES          | 3,270,569.08 |                                       |              | Cash Liabilities                           | 156,912.24        |
|  | 184,294.08   |                                       |              | Reserves for Receivables                   | 444,964.24        |
| <b>EXPENDITURES</b>                    |              |                                       |              | Surplus Dec. 31, 1969                      | 212,802.80        |
| <b>TOTAL</b>                           | 4,942,596.19 |                                       |              | Total                                      | 814,679.28        |

0212  
Population 1960 7,769  
Population 1969 10,620  
Moody Rating A  
Land Area 3.70 Sq Miles

EAST RUTHERFORD BORO - BERGEN COUNTY  
Net Valuation Taxable 110,276,167  
State Equalized Value 114,311,357  
Net Valuation on Which County Taxes are apportioned: 127,183,183  
State Equalization Ratio .9647  
General Tax Rate Per \$100. 1.81  
State Equalized General Tax Rate: 1.74

PER CAPITA:  
Gross Debt 402.45  
Net Debt 118.01  
Debt Service 12.08  
Total Tax Levy 194.47  
Municipal Expenditures 133.42

PER CENT:  
Gross Debt 4.20  
Net Debt 1.23  
Tax Levy Collected 81.54  
Tax Levy Cancelled, Abated or Adjusted 2.79

| 1969 EXPENDITURES                      |              | 1969 REVENUES                                      |  | 1969 PROPERTY TAX                          |                   |
|--|--------------|--|--|--|-------------------|
| GENERAL GOVERNMENT                     |              | 1969 — Property Taxes Collected                    |  | STATE EQUALIZED TAX RATE                   |                   |
| Governing Body & Public Boards         | 8,850.00     | 1969 Payments in Lieu of Taxes                     |  | Local District School Taxes                | 82 939,985.00     |
| Municipal Clerk                        |              | Delinquent Tax & Lien Collections                  |  | Regional & Consolidated School Tax         | .08 96,120.18     |
| Financial Administration               | 46,500.00    | Business/Personalty Replacement Taxes              |  | School Taxes in Municipal Budget           |                   |
| Assessment of Taxes                    | 10,975.00    | Taxes from Public Utilities                        |  | County Taxes                               | .46 523,068.23    |
| Collection of Taxes                    | 14,132.00    | Other Miscellaneous Tax Revenues                   |  | County Library Taxes                       |                   |
| Planning, Housing & Development        | 5,825.00     | State Aid Revenues                                 |  | Local Municipal Purpose Taxes              | .34 386,274.48    |
| Human Resources                        |              | Federal Aid Revenues                               |  | Veteran & Senior Citizen Taxes             | .04 40,930.00     |
| Elections                              | 675.00       | Sale of Acquired Property                          |  | Total Taxes for Rate Computation           | 1.74 1,986,377.89 |
| General Administration (other)         | 72,740.00    | Other Miscellaneous Revenues                       |  | Special District Taxes                     |                   |
| JUDICIARY                              |              | 1969 Revenues                                      |  | Bank Stock Taxes                           | 2,639.86          |
| Municipal Courts                       | 15,610.00    | Prior Years Surplus Appropriated                   |  | Added and Omitted Taxes                    | 452.50            |
| PUBLIC SAFETY                          |              | REVENUES   |  | Total Taxes Levied - ABSTRACT              | 1,948,540.25      |
| Fire Protection                        | 57,962.00    | 1969 REAL PROPERTY VALUATIONS                      |  | TOTAL TAXES BILLED                         | 1,959,050.38      |
| Police Protection                      | 258,630.90   | Code Class # of Parcels %VAL'N ASSESSED VALUATION  |  | 1969 TAXES COLLECTED                       | 1,597,397.35      |
| Civil Defense & Disaster Control       | 100.00       | 1 Vacant Land 319 12.08 13,035,600.00              |  | 1969 Taxes Cancelled, Abated or Adjusted   | 54,707.60         |
| Environmental Inspection & Control     | 5,820.00     | 2 Residential 1506 29.95 32,321,200.00             |  | Transfer to Tax Title Liens or Foreclosed  | 4,293.32          |
| Other Public Safety                    |              | 3 Farm 12,635,200.00                               |  | Balance Outstanding Dec. 31, 1969          | 302,652.11        |
| PUBLIC WORKS                           |              | 4a Commercial 222 11.71 12,635,200.00              |  | PRIOR YEARS TAXES OUTSTANDING              |                   |
| Streets and Drainage                   | 212,785.00   | 4b Industrial 125 42.09 45,428,400.00              |  | Balance January 1, 1969                    | 89,845.41         |
| Sewers and Sewage Processing           | 64,451.77    | 4c Apartments 15 4.18 4,513,800.00                 |  | Collected in 1969                          | 52,255.48         |
| Garbage and Trash Disposal             | 85,322.00    | Total 2187 100.01 107,934,200.00                   |  | Cancelled, Abated or Adjusted (1969)       | 2,182.74          |
| Public Buildings and Grounds           | 24,100.00    | CAPITAL DEBT AUTHORIZED, DECEMBER 31, 1969         |  | Transfers to Tax Title Liens or Foreclosed | 230.88            |
| Other Public Works                     |              | ISSUED AND UNISSUED GROSS DEBT NET DEBT            |  | Balance December 31, 1969                  | 35,176.31         |
| HEALTH and WELFARE                     |              | School 2,844,023                                   |  | TAX TITLE LIENS OUTSTANDING                |                   |
| Health Services Except Environmental   | 11,600.00    | Self-liquidating 1,188,540 1,182,484               |  | Balance January 1, 1969                    | 13,439.63         |
| Welfare-Public Assistance              | 2,350.00     | Other 4,032,563 1,182,484                          |  | Transfers From Taxes                       | 4,571.92          |
| Hospitals, Clinics, First Aid          |              | Total  |  | Redeemed in 1969                           | 2,401.84          |
| Animal, Insect, & Rodent Control       |              | ISSUED AND OUTSTANDING                             |  | Cancelled, Abated or Adjusted (1969)       |                   |
| Other Welfare Services                 |              | School 2,553,787.42                                |  | Transfers to Foreclosed Property           |                   |
| RECREATION and CONSERVATION            |              | Self-Liquidating 873,400.00                        |  | Balance December 31, 1969                  | 15,609.71         |
| Beaches and Boardwalks                 | 5,590.00     | Other 3,427,187.42                                 |  | PROPERTY ACQUIRED BY DEED OR               |                   |
| Parks, Playgrounds, Shade Trees        |              | Total  |  | FORECLOSURE                                |                   |
| Land Reclamation & Conservation        | 36,785.00    | EQUALIZED VALUATION BASIS FOR NET DEBT COMPUTATION |  | Balance January 1, 1969                    | 876,560.00        |
| Other Recreational Services            |              | 1969 CAPITAL OUTLAY TOTAL                          |  | Transfers From Taxes or Liens              |                   |
| EDUCATION (excluding schools)          |              | Beaches and Boardwalks 218,571.61                  |  | Sale for Cash (1969)                       | 68,660.00         |
| Libraries                              | 23,000.00    | Parks and Playgrounds 93,140.35                    |  | Cancelled, Abated or Adjusted (1969)       |                   |
| Other Educational Services             |              | Public Buildings and Grounds 68,910.80             |  | Balance December 31, 1969                  | 807,900.00        |
| STATUTORY EXPENDITURES                 |              | Vehicular Equipment                                |  | CURRENT FINANCES DECEMBER 31, 1969         |                   |
| Pensions & F.I.C.A.                    | 61,951.98    | Streets, Roads, Sidewalks, Storm Sewers            |  | ASSETS                                     |                   |
| Employee Fringe Benefits               | 32,100.00    | Sewer System                                       |  | Cash Dec. 31, 1969                         | 62,555.20         |
| Other Statutory Expenditures           |              | Water Service                                      |  | Taxes Receivable                           | 337,828.42        |
| MUNICIPAL FUNCTIONS                    |              | Other Utilities                                    |  | Tax Title Liens                            | 15,609.71         |
| CAPITAL IMPROVEMENTS                   | 10,000.00    | Hospitals and Clinics                              |  | Foreclosed Property                        | 807,900.00        |
| DEBT SERVICE                           |              | Garbage and Trash Disposal Facilities              |  | Emergencies & Other Deferred Charges       | 108,599.10        |
| Principal Payments                     | 96,000.00    | Health Equipment                                   |  | State Aid Receivable                       | 19,776.78         |
| Interest Payments                      | 25,017.25    | Library and Education Facilities                   |  | Other Receivables                          | 4,627.59          |
| DEFERRED CHARGES                       | 31,472.95    | Conservation and Recreation                        |  | Total                                      | 1,356,896.80      |
| SCHOOL, COUNTY, SPECIAL DISTRICT TAXES | 1,559,173.41 | Other Expenditures                                 |  | LIABILITIES                                |                   |
| RESERVE FOR UNCOLLECTED TAXES          | 116,475.49   |  |  | Cash Liabilities                           | 166,496.85        |
| EXPENDITURES                           |              |  |  | Reserves for Receivables                   | 1,165,965.72      |
| TOTAL                                  | 2,895,994.75 |  |  | Surplus Dec. 31, 1969                      | 24,434.23         |
|  |              |  |  | Total                                      | 1,356,896.80      |

1101  
Population 1960 2,298  
Population 1969 8,010  
Moody Rating  
Land Area 15.60 Sq. Miles

EAST WINDSOR TWP - MERCER COUNTY  
Net Valuation Taxable 39,025,763  
State Equalized Value 82,472,026  
Net Valuation on Which County Taxes are apportioned: 68,981,191  
State Equalization Ratio .4732  
General Tax Rate Per \$100. 7.04  
State Equalized General Tax Rate: 3.33

PER CAPITA:  
Gross Debt 758.86  
Net Debt 90.51  
Debt Service 5.10  
Total Tax Levy 363.76  
Municipal Expenditures 166.23

PER CENT:  
Gross Debt 9.00  
Net Debt 1.07  
Tax Levy Collected 86.20  
Tax Levy Cancelled, Abated or Adjusted 1.59

| 1969 EXPENDITURES                             |                           | 1969 REVENUES                                     |                           | 1969 PROPERTY TAX                          |                   |
|---|---------------------------|---|---------------------------|--|-------------------|
| <b>GENERAL GOVERNMENT</b>                     |                           | 1969 — Property Taxes Collected                   |                           | <b>STATE EQUALIZED TAX RATE</b>            |                   |
| Governing Body & Public Boards                |                           | 1969 Payments in Lieu of Taxes                    | 2,511,772.01              | Local District School Taxes                |                   |
| Municipal Clerk                               |                           | Delinquent Tax & Lien Collections                 | 109,330.48                | Regional & Consolidated School Tax         | 2.18 1,799,635.84 |
| Financial Administration                      | 38,000.00                 | Business Personalty Replacement Taxes             | 112,418.00                | School Taxes in Municipal Budget           |                   |
| Assessment of Taxes                           | 27,200.00                 | Taxes from Public Utilities                       | 128,912.21                | County Taxes                               | .67 548,643.31    |
| Collection of Taxes                           | 14,200.00                 | Other Miscellaneous Tax Revenues                  | 14,827.12                 | County Library Taxes                       | .02 19,500.86     |
| Planning, Housing & Development               | 18,270.00                 | State Aid Revenues                                |                           | Local Municipal Purpose Taxes              | .44 362,057.20    |
| Human Resources                               |                           | Federal Aid Revenues                              |                           | Veteran & Senior Citizen Taxes             | .02 18,470.00     |
| Elections                                     | 3,000.00                  | Sale of Acquired Property                         |                           | Total Taxes for Rate Computation           | 3.33 2,748,307.21 |
| General Administration (other)                | 80,650.00                 | Other Miscellaneous Revenues                      | 227,422.83                | Special District Taxes                     |                   |
| <b>JUDICIARY</b>                              |                           | 1969 Revenues                                     | 3,104,682.65              | Bank Stock Taxes                           | 1,373.80          |
| Municipal Courts                              | 23,000.00                 | Prior Years Surplus Appropriated                  | 475,000.00                | Added and Omitted Taxes                    | 182,519.40        |
| <b>PUBLIC SAFETY</b>                          |                           | <b>REVENUES</b>                                   | <b>TOTAL</b> 3,579,682.65 | Total Taxes Levied - ABSTRACT              | 2,913,730.41      |
| Fire Protection                               | 24,000.00                 | 1969 REAL PROPERTY VALUATIONS                     |                           | <b>TOTAL TAXES BILLED</b>                  | 2,913,730.41      |
| Police Protection                             | 217,500.00                | Code Class # of Parcels %VAL'N                    | ASSESSED VALUATION        | 1969 TAXES COLLECTED                       | 2,511,772.01      |
| Civil Defense & Disaster Control              | 500.00                    | 1 Vacant Land 484 4.67                            | 1,793,380.00              | 1969 Taxes Cancelled, Abated or Adjusted   | 46,317.22         |
| Environmental Inspection & Control            | 47,600.00                 | 2 Residential 1234 43.52                          | 16,721,810.00             | Transfer to Tax Title Liens or Foreclosed  | 609.16            |
| Other Public Safety                           |                           | 3 Farm 181 6.26                                   | 2,402,550.00              | Balance Outstanding Dec. 31, 1969          | 355,032.02        |
| <b>PUBLIC WORKS</b>                           |                           | 4a Commercial 85 8.74                             | 3,357,300.00              | <b>PRIOR YEARS TAXES OUTSTANDING</b>       |                   |
| Streets and Drainage                          | 127,900.00                | 4b Industrial 9 23.52                             | 9,036,900.00              | Balance January 1, 1969                    | 818,637.09        |
| Sewers and Sewage Processing                  |                           | 4c Apartments 13 13.31                            | 5,114,400.00              | Collected in 1969                          | 108,359.25        |
| Garbage and Trash Disposal                    | 37,000.00                 | Total 2006 100.02                                 | 38,426,340.00             | Cancelled, Abated or Adjusted (1969)       | 7,001.12          |
| Public Buildings and Grounds                  | 15,530.00                 |   |                           | Transfers to Tax Title Liens or Foreclosed | 150.16            |
| Other Public Works                            |                           |   |                           | Balance December 31, 1969                  | 703,126.56        |
| <b>HEALTH and WELFARE</b>                     |                           | <b>CAPITAL DEBT AUTHORIZED, DECEMBER 31, 1969</b> |                           | <b>TAX TITLE LIENS OUTSTANDING</b>         |                   |
| Health Services Except Environmental          | 15,300.00                 | ISSUED AND UNISSUED                               | GROSS DEBT                | Balance January 1, 1969                    | 4,322.81          |
| Welfare-Public Assistance                     | 3,200.00                  | School  | 5,353,483                 | Transfers From Taxes                       | 784.98            |
| Hospitals, Clinics, First Aid                 | 6,000.00                  | Self-Liquidating                                  |                           | Redeemed in 1969                           | 971.23            |
| Animal, Insect, & Rodent Control              |                           | Other   | 725,000                   | Cancelled, Abated or Adjusted (1969)       |                   |
| Other Welfare Services                        |                           | Total   | 6,078,483                 | Transfers to Foreclosed Property           |                   |
| <b>RECREATION and CONSERVATION</b>            |                           | ISSUED AND OUTSTANDING                            |                           | Balance December 31, 1969                  | 4,136.56          |
| Beaches and Boardwalks                        |                           | School  | 3,813,877.23              | <b>PROPERTY ACQUIRED BY DEED OR</b>        |                   |
| Parks, Playgrounds, Shade Trees               | 16,500.00                 | Self-Liquidating                                  |                           | <b>FORECLOSURE</b>                         |                   |
| Land Reclamation & Conservation               |                           | Other   | 275,000.00                | Balance January 1, 1969                    |                   |
| Other Recreational Services                   | 150.00                    | Total   | 4,088,877.23              | Transfers From Taxes or Liens              |                   |
| <b>EDUCATION (excluding schools)</b>          |                           | <b>EQUALIZED VALUATION BASIS</b>                  |                           | Sale for Cash (1969)                       |                   |
| Libraries                                     |                           | <b>FOR NET DEBT COMPUTATION</b>                   | 67,556,377.67             | Cancelled, Abated or Adjusted (1969)       |                   |
| Other Educational Services                    |                           | 1969 CAPITAL OUTLAY                               | TOTAL                     | Balance December 31, 1969                  |                   |
| <b>STATUTORY EXPENDITURES</b>                 |                           | Beaches and Boardwalks                            | 236,080.78                | <b>CURRENT FINANCES DECEMBER 31, 1969</b>  |                   |
| Pensions & F.I.C.A.                           | 4,418.14                  | Parks and Playgrounds                             |                           | <b>ASSETS</b>                              |                   |
| Employee Fringe Benefits                      | 7,700.00                  | Public Buildings and Grounds                      |                           | Cash Dec. 31, 1969                         | 715,358.12        |
| Other Statutory Expenditures                  |                           | Vehicular Equipment                               | 30,965.00                 | Taxes Receivable                           | 1,058,158.58      |
| <b>MUNICIPAL FUNCTIONS</b>                    | <b>TOTAL</b> 747,618.14   | Streets, Roads, Sidewalks, Storm Sewers           | 205,115.78                | Tax Title Liens                            | 4,136.56          |
| <b>CAPITAL IMPROVEMENTS</b>                   | 41,000.00                 | Sewer System                                      |                           | Foreclosed Property                        |                   |
| <b>DEBT SERVICE</b>                           |                           | Water Service                                     |                           | Emergencies & Other Deferred Charges       | 15,159.90         |
| Principal Payments                            | 25,000.00                 | Other Utilities                                   |                           | State Aid Receivable                       | 47,090.00         |
| Interest Payments                             | 15,875.00                 | Hospitals and Clinics                             |                           | Other Receivables                          | 652.78            |
| <b>DEFERRED CHARGES</b>                       | 9,283.86                  | Garbage and Trash Disposal Facilities             |                           | Total                                      | 1,840,555.94      |
| <b>SCHOOL, COUNTY, SPECIAL DISTRICT TAXES</b> | 2,367,780.01              | Health Equipment                                  |                           | <b>LIABILITIES</b>                         |                   |
| <b>RESERVE FOR UNCOLLECTED TAXES</b>          | 492,700.00                | Library and Education Facilities                  |                           | Cash Liabilities                           | 284,690.54        |
|   |                           | Conservation and Recreation                       |                           | Reserves for Receivables                   | 1,062,947.92      |
| <b>EXPENDITURES</b>                           | <b>TOTAL</b> 3,699,257.01 | Other Expenditures                                |                           | Surplus Dec. 31, 1969                      | 492,917.48        |
|   |                           |   |                           | Total                                      | 1,840,555.94      |

1311  
Population 1960 10,334  
Population 1969 22,840  
S & P Rating BBB  
Moody Rating BAA  
Land Area 5.90 Sq. Miles

# EATONTOWN BORO

Net Valuation Taxable 86,000,020  
State Equalized Value 79,970,262  
Net Valuation on Which County Taxes are apportioned: 79,206,927  
State Equalization Ratio 1.0754

# - MONMOUTH COUNTY

General Tax Rate Per \$100. 2.69  
State Equalized  
General Tax Rate: 2.89

# PER CAPITA:

Gross Debt 194.57  
Net Debt 35.32  
Debt Service 5.21  
Total Tax Levy 101.17  
Municipal Expenditures 49.82

# PER CENT:

Gross Debt 6.26  
Net Debt 1.14  
Tax Levy Collected 92.35  
Tax Levy Cancelled, Abated or Adjusted

| 1969 EXPENDITURES                             |                           | 1969 REVENUES   |                           | 1969 PROPERTY TAX                               |                     |
|---|---------------------------|---|---------------------------|---|---------------------|
| <b>GENERAL GOVERNMENT</b>                     |                           | 1969 — Property Taxes Collected                           |                           | <b>STATE EQUALIZED TAX RATE</b>                 |                     |
| Governing Body & Public Boards                |                           |   | 2,134,110.03              | Local District School Taxes                     | 1.03 824,018.36     |
| Municipal Clerk                               |                           | 1969 Payments in Lieu of Taxes                            |                           | Regional & Consolidated School Tax              | .86 686,092.71      |
| Financial Administration                      | 21,385.30                 | Delinquent Tax & Lien Collections                         | 45,877.58                 | School Taxes in Municipal Budget                |                     |
| Assessment of Taxes                           | 9,350.00                  | Business Personalty Replacement Taxes                     | 151,854.00                | County Taxes                                    | .59 470,544.65      |
| Collection of Taxes                           | 19,050.00                 | Taxes from Public Utilities                               | 133,416.67                | County Library Taxes                            | .02 17,593.97       |
| Planning, Housing & Development               | 11,300.00                 | Other Miscellaneous Tax Revenues                          |                           | Local Municipal Purpose Taxes                   | .35 276,832.20      |
| Human Resources                               |                           | State Aid Revenues  | 50,394.49                 | Veteran & Senior Citizen Taxes                  | .05 38,360.00       |
| Elections                                     | 2,200.00                  | Federal Aid Revenues                                      |                           | Total Taxes for Rate Computation                | 2.90 2,313,441.89   |
| General Administration (other)                | 77,069.57                 | Sale of Acquired Property                                 | 1,200.00                  | Special District Taxes                          |                     |
| <b>JUDICIARY</b>                              |                           | Other Miscellaneous Revenues                              | 157,352.14                | Bank Stock Taxes                                | 6,933.58            |
| Municipal Courts                              | 13,600.00                 | 1969 Revenues   | 2,674,204.91              | Added and Omitted Taxes                         | 28,793.29           |
| <b>PUBLIC SAFETY</b>                          |                           | Prior Years Surplus Appropriated                          | 400,000.00                | Total Taxes Levied - ABSTRACT                   | 2,310,808.76        |
| Fire Protection                               | 24,000.00                 | <b>REVENUES</b>   | <b>TOTAL 3,074,204.91</b> | <b>TOTAL TAXES BILLED</b>                       | <b>2,310,808.76</b> |
| Police Protection                             | 206,402.30                |   |                           | <b>1969 TAXES COLLECTED</b>                     | <b>2,134,110.03</b> |
| Civil Defense & Disaster Control              | 1,491.98                  |   |                           | 1969 Taxes Cancelled, Abated or Adjusted        |                     |
| Environmental Inspection & Control            | 17,825.00                 | <b>1969 REAL PROPERTY VALUATIONS</b>                      |                           | Transfer to Tax Title Liens or Foreclosed       | 8,497.12            |
| Other Public Safety                           |                           | <b>Code Class # of Parcels %VAL'N ASSESSED VALUATION</b>  |                           | Balance Outstanding Dec. 31, 1969               | 168,201.61          |
| <b>PUBLIC WORKS</b>                           |                           | 1 Vacant Land 364 7.95 6,684,100.00                       |                           | <b>PRIOR YEARS TAXES OUTSTANDING</b>            |                     |
| Streets and Drainage                          | 127,960.00                | 2 Residential 1377 36.20 30,429,100.00                    |                           | Balance January 1, 1969                         | 63,689.24           |
| Sewers and Sewage Processing                  |                           | 3 Farm 27 .17 143,800.00                                  |                           | Collected in 1969                               | 45,026.45           |
| Garbage and Trash Disposal                    | 8,400.00                  | 4a Commercial 138 33.71 28,333,000.00                     |                           | Cancelled, Abated or Adjusted (1969)            | 5,186.24            |
| Public Buildings and Grounds                  | 22,860.00                 | 4b Industrial 10 4.57 3,841,400.00                        |                           | Transfers to Tax Title Liens or Foreclosed      | 2,118.41            |
| Other Public Works                            |                           | 4c Apartments 15 17.40 14,622,600.00                      |                           | Balance December 31, 1969                       | 11,358.14           |
| <b>HEALTH and WELFARE</b>                     |                           | Total 1931 100.00 84,054,000.00                           |                           | <b>TAX TITLE LIENS OUTSTANDING</b>              |                     |
| Health Services Except Environmental          |                           | <b>CAPITAL DEBT AUTHORIZED, DECEMBER 31, 1969</b>         |                           | Balance January 1, 1969                         | 17,260.07           |
| Welfare-Public Assistance                     | 6,822.94                  | <b>ISSUED AND UNISSUED GROSS DEBT NET DEBT</b>            |                           | Transfers From Taxes                            | 10,877.03           |
| Hospitals, Clinics, First Aid                 |                           | School 3,343,200  |                           | Redeemed in 1969                                | 851.13              |
| Animal, Insect, & Rodent Control              |                           | Self-liquidating  |                           | Cancelled, Abated or Adjusted (1969)            |                     |
| Other Welfare Services                        |                           | Other 1,100,700 806,700                                   |                           | Transfers to Foreclosed Property                |                     |
| <b>RECREATION and CONSERVATION</b>            |                           | Total 4,443,900 806,700                                   |                           | Balance December 31, 1969                       | 27,285.97           |
| Beaches and Boardwalks                        |                           | <b>ISSUED AND OUTSTANDING</b>                             |                           | <b>PROPERTY ACQUIRED BY DEED OR FORECLOSURE</b> |                     |
| Parks, Playgrounds, Shade Trees               | 30,998.11                 | School 3,342,606.24                                       |                           | Balance January 1, 1969                         | 63,785.00           |
| Land Reclamation & Conservation               |                           | Self-Liquidating  |                           | Transfers From Taxes or Liens                   |                     |
| Other Recreational Services                   | 6,591.65                  | Other 1,073,200.00  |                           | Sale for Cash (1969)                            | 1,200.00            |
| <b>EDUCATION (excluding schools)</b>          |                           | Total 4,415,806.24  |                           | Cancelled, Abated or Adjusted (1969)            |                     |
| Libraries                                     | 9,750.00                  | <b>EQUALIZED VALUATION BASIS FOR NET DEBT COMPUTATION</b> |                           | Balance December 31, 1969                       | 62,585.00           |
| Other Educational Services                    |                           |   |                           | <b>CURRENT FINANCES DECEMBER 31, 1969</b>       |                     |
| <b>STATUTORY EXPENDITURES</b>                 |                           | 1969 CAPITAL OUTLAY TOTAL 122,376.05                      |                           | <b>ASSETS</b>                                   |                     |
| Pensions & F.I.C.A.                           | 40,500.00                 | Beaches and Boardwalks                                    | 7,805.90                  | Cash Dec. 31, 1969                              | 375,660.79          |
| Employee Fringe Benefits                      | 21,837.65                 | Parks and Playgrounds                                     | 37,697.07                 | Taxes Receivable                                | 179,559.75          |
| Other Statutory Expenditures                  |                           | Public Buildings and Grounds                              | 21,702.58                 | Tax Title Liens                                 | 27,285.97           |
| <b>MUNICIPAL FUNCTIONS</b>                    | <b>TOTAL 679,394.50</b>   | Vehicular Equipment                                       | 47,000.00                 | Foreclosed Property                             | 62,585.00           |
| <b>CAPITAL IMPROVEMENTS</b>                   | <b>88,670.50</b>          | Streets, Roads, Sidewalks, Storm Sewers                   |                           | Emergencies & Other Deferred Charges            | 14,200.00           |
| <b>DEBT SERVICE</b>                           |                           | Sewer System  |                           | State Aid Receivable                            | 39,302.89           |
| Principal Payments                            | 75,000.00                 | Water Service   | 3,670.50                  | Other Receivables                               | 15,487.29           |
| Interest Payments                             | 44,000.00                 | Other Utilities   |                           | Total   | 714,081.69          |
|   |                           | Hospitals and Clinics                                     |                           | <b>LIABILITIES</b>                              |                     |
| <b>DEFERRED CHARGES</b>                       | <b>12,102.70</b>          | Garbage and Trash Disposal Facilities                     |                           | Cash Liabilities                                | 147,170.90          |
| <b>SCHOOL, COUNTY, SPECIAL DISTRICT TAXES</b> | <b>1,998,249.69</b>       | Health Equipment  |                           | Reserves for Receivables                        | 284,918.01          |
| <b>RESERVE FOR UNCOLLECTED TAXES</b>          | <b>238,626.19</b>         | Library and Education Facilities                          |                           | Surplus Dec. 31, 1969                           | 281,992.78          |
|   |                           | Conservation and Recreation                               |                           | Total   | 714,081.69          |
| <b>EXPENDITURES</b>                           | <b>TOTAL 3,136,043.58</b> | Other Expenditures  | 4,500.00                  |   |                     |



| 0213            |               | EDGEWATER BCRO                      |            | - BERGEN COUNTY             |      | PER CAPITA:            |        | PER CENT:                  |       |
|-----------------|---------------|-------------------------------------|------------|-----------------------------|------|------------------------|--------|----------------------------|-------|
| Population 1960 | 4,113         | Net Valuation Taxable               | 61,509,949 |                             |      | Gross Debt             | 166.52 | Gross Debt                 | 1.45  |
| Population 1969 | 5,790         | State Equalized Value               | 68,215,536 | General Tax Rate Per \$100. | 2.35 | Net Debt               | 166.52 | Net Debt                   | 1.45  |
| S & P Rating    | A             | Net Valuation on Which County Taxes |            |                             |      | Debt Service           | 18.75  | Tax Levy Collected         | 92.07 |
| Moody Rating    | A             | are apportioned:                    | 96,977,396 | State Equalized             |      | Total Tax Levy         | 247.57 | Tax Levy Cancelled, Abated |       |
| Land Area       | .70 Sq. Miles | State Equalization Ratio            | .9017      | General Tax Rate:           | 2.11 | Municipal Expenditures | 247.32 | or Adjusted                | 1.41  |

| 1969 EXPENDITURES                      |              | 1969 REVENUES                                     |  | 1969 PROPERTY TAX                          |                   |
|--|--------------|---|--|--|-------------------|
| GENERAL GOVERNMENT                     |              | 1969 — Property Taxes Collected                   |  | STATE EQUALIZED TAX RATE                   |                   |
| Governing Body & Public Boards         | 7,500.00     | 1969 Payments in Lieu of Taxes                    |  | Local District School Taxes                | 94 641,120.00     |
| Municipal Clerk                        |              | Delinquent Tax & Lien Collections                 |  | Regional & Consolidated School Tax         |                   |
| Financial Administration               | 34,850.00    | Business Personalty Replacement Taxes             |  | School Taxes in Municipal Budget           |                   |
| Assessment of Taxes                    | 10,900.00    | Taxes from Public Utilities                       |  | County Taxes                               | .59 399,084.70    |
| Collection of Taxes                    | 7,150.00     | Other Miscellaneous Tax Revenues                  |  | County Library Taxes                       |                   |
| Planning, Housing & Development        | 5,386.62     | State Aid Revenues                                |  | Local Municipal Purpose Taxes              | .56 384,856.60    |
| Human Resources                        | 3,900.00     | Federal Aid Revenues                              |  | Veteran & Senior Citizen Taxes             | .02 15,440.00     |
| Elections                              | 2,550.00     | Sale of Acquired Property                         |  | Total Taxes for Rate Computation           | 2.11 1,440,501.30 |
| General Administration (other)         | 62,065.00    | Other Miscellaneous Revenues                      |  | Special District Taxes                     |                   |
| JUDICIARY                              |              | 1969 Revenues                                     |  | Bank Stock Taxes                           | 5,563.16          |
| Municipal Courts                       | 5,235.00     | Prior Years Surplus Appropriated                  |  | Added and Omitted Taxes                    | 2,821.74          |
| PUBLIC SAFETY                          |              | REVENUES  |  | Total Taxes Levied - ABSTRACT              | 1,433,446.20      |
| Fire Protection                        | 267,350.00   | TOTAL   |  | TOTAL TAXES BILLED                         | 1,438,428.70      |
| Police Protection                      | 207,480.00   | 1969 REAL PROPERTY VALUATIONS                     |  | 1969 TAXES COLLECTED                       | 1,324,339.96      |
| Civil Defense & Disaster Control       | 2,150.00     | Code Class # of Parcels %VAL'N ASSESSED VALUATION |  | 1969 Taxes Cancelled, Abated or Adjusted   | 20,272.51         |
| Environmental Inspection & Control     | 3,290.00     | 1 Vacant Land 87 3.05 1,866,300.00                |  | Transfer to Tax Title Liens or Foreclosed  | 51.70             |
| Other Public Safety                    |              | 2 Residential 567 20.86 12,742,880.00             |  | Balance Outstanding Dec. 31, 1969          | 93,764.53         |
| PUBLIC WORKS                           |              | 3 Farm 3,202,600.00                               |  | PRIOR YEARS TAXES OUTSTANDING              |                   |
| Streets and Drainage                   | 165,637.41   | 4a Commercial 72 5.24 3,202,600.00                |  | Balance January 1, 1969                    | 53,106.62         |
| Sewers and Sewage Processing           |              | 4b Industrial 50 58.23 35,575,700.00              |  | Collected in 1969                          | 24,337.17         |
| Garbage and Trash Disposal             | 43,000.00    | 4c Apartments 43 12.62 7,710,200.00               |  | Cancelled, Abated or Adjusted (1969)       |                   |
| Public Buildings and Grounds           | 27,450.00    | Total 819 100.00 61,097,680.00                    |  | Transfers to Tax Title Liens or Foreclosed |                   |
| Other Public Works                     | 66,310.00    | CAPITAL DEBT AUTHORIZED, DECEMBER 31, 1969        |  | Balance December 31, 1969                  | 28,769.45         |
| HEALTH and WELFARE                     |              | ISSUED AND UNISSUED GROSS DEBT NET DEBT           |  | TAX TITLE LIENS OUTSTANDING                |                   |
| Health Services Except Environmental   | 19,514.76    | School  |  | Balance January 1, 1969                    | 9,954.08          |
| Welfare-Public Assistance              | 23,135.24    | Self-liquidating                                  |  | Transfers From Taxes                       | 51.70             |
| Hospitals, Clinics, First Aid          | 1,000.00     | Other   |  | Redeemed in 1969                           |                   |
| Animal, Insect, & Rodent Control       | 1,047.76     | Total 964,150 964,150                             |  | Cancelled, Abated or Adjusted (1969)       |                   |
| Other Welfare Services                 |              | ISSUED AND OUTSTANDING                            |  | Transfers to Foreclosed Property           |                   |
| RECREATION and CONSERVATION            |              | School  |  | Balance December 31, 1969                  | 10,005.78         |
| Beaches and Boardwalks                 | 3,120.00     | Self-Liquidating                                  |  | PROPERTY ACQUIRED BY DEED OR               |                   |
| Parks, Playgrounds, Shade Trees        |              | Other   |  | FORECLOSURE                                |                   |
| Land Reclamation & Conservation        | 26,950.00    | Total 964,150.00                                  |  | Balance January 1, 1969                    | 382,175.00        |
| Other Recreational Services            |              | EQUIALIZED VALUATION BASIS                        |  | Transfers From Taxes or Liens              |                   |
| EDUCATION (excluding schools)          |              | FOR NET DEBT COMPUTATION                          |  | Sale for Cash (1969)                       |                   |
| Libraries                              | 28,337.00    | 1969 CAPITAL OUTLAY TOTAL                         |  | Cancelled, Abated or Adjusted (1969)       |                   |
| Other Educational Services             |              | Beaches and Boardwalks                            |  | Balance December 31, 1969                  | 382,175.00        |
| STATUTORY EXPENDITURES                 |              | Parks and Playgrounds                             |  | CURRENT FINANCES DECEMBER 31, 1969         |                   |
| Pensions & F.I.C.A.                    | 157,421.48   | Public Buildings and Grounds                      |  | ASSETS                                     |                   |
| Employee Fringe Benefits               | 24,261.00    | Vehicular Equipment                               |  | Cash Dec. 31, 1969                         | 571,873.16        |
| Other Statutory Expenditures           |              | Streets, Roads, Sidewalks, Storm Sewers           |  | Taxes Receivable                           | 122,533.98        |
| MUNICIPAL FUNCTIONS                    |              | Sewer System                                      |  | Tax Title Liens                            | 10,005.78         |
| CAPITAL IMPROVEMENTS                   |              | Water Service                                     |  | Foreclosed Property                        | 382,175.00        |
| DEBT SERVICE                           |              | Other Utilities                                   |  | Emergencies & Other Deferred Charges       | 10,563.27         |
| Principal Payments                     | 85,000.00    | Hospitals and Clinics                             |  | State Aid Receivable                       | 7,428.00          |
| Interest Payments                      | 23,540.50    | Garbage and Trash Disposal Facilities             |  | Other Receivables                          | 22,678.06         |
| DEFERRED CHARGES                       |              | Health Equipment                                  |  | Total                                      | 1,127,257.25      |
| SCHOOL, COUNTY, SPECIAL DISTRICT TAXES |              | Library and Education Facilities                  |  | LIABILITIES                                |                   |
| RESERVE FOR UNCOLLECTED TAXES          |              | Conservation and Recreation                       |  | Cash Liabilities                           | 448,734.95        |
| EXPENDITURES                           |              | Other Expenditures                                |  | Reserves for Receivables                   | 537,392.82        |
| TOTAL                                  | 2,472,159.07 |   |  | Surplus Dec. 31, 1969                      | 141,129.48        |
|  |              |   |  | Total                                      | 1,127,257.25      |

0312  
Population 1960 2,866  
Population 1969 6,990  
Moody Rating  
Land Area 2.86 Sq. Miles

# EDGEWATER PARK TWP - BURLINGTON COUNTY

Net Valuation Taxable 31,239,200  
State Equalized Value 33,583,315  
Net Valuation on Which County Taxes are apportioned: 35,021,149  
State Equalization Ratio .9372  
General Tax Rate Per \$100. 4.12  
State Equalized General Tax Rate: 3.83

PER CAPITA:  
Gross Debt 335.42  
Net Debt 203.48  
Debt Service 1.67  
Total Tax Levy 186.81  
Municipal Expenditures 64.00

PER CENT:  
Gross Debt 7.63  
Net Debt 4.63  
Tax Levy Collected 92.64  
Tax Levy Cancelled, Abated or Adjusted 1.48

| 1969 EXPENDITURES                             |                           | 1969 REVENUES   |                           | 1969 PROPERTY TAX   |                     |
|---|---------------------------|---|---------------------------|---|---------------------|
| <b>GENERAL GOVERNMENT</b>                     |                           | 1969 — Property Taxes Collected                           |                           | <b>STATE EQUALIZED TAX RATE</b>   |                     |
| Governing Body & Public Boards                |                           |   | 1,209,627.35              | Local District School Taxes   | 2.60 873,739.00     |
| Municipal Clerk                               |                           | 1969 Payments in Lieu of Taxes                            |                           | Regional & Consolidated School Tax  |                     |
| Financial Administration                      | 16,400.00                 | Delinquent Tax & Lien Collections                         | 98,131.08                 | School Taxes in Municipal Budget  |                     |
| Assessment of Taxes                           | 25,405.00                 | Business Personalty Replacement Taxes                     | 62,438.00                 | County Taxes  | .60 202,293.13      |
| Collection of Taxes                           | 3,600.00                  | Taxes from Public Utilities                               | 75,438.99                 | County Library Taxes  | .03 8,974.80        |
| Planning, Housing & Development               | 1,000.00                  | Other Miscellaneous Tax Revenues                          |                           | Local Municipal Purpose Taxes   | .51 172,384.00      |
| Human Resources                               |                           | State Aid Revenues  | 13,587.69                 | Veteran & Senior Citizen Taxes  | .09 29,220.00       |
| Elections                                     |                           | Federal Aid Revenues                                      |                           | Total Taxes for Rate Computation  | 3.83 1,286,610.93   |
| General Administration (other)                | 32,000.00                 | Sale of Acquired Property                                 |                           | Special District Taxes  | 8,525.00            |
| <b>JUDICIARY</b>                              |                           | Other Miscellaneous Revenues                              | 38,634.80                 | Bank Stock Taxes  |                     |
| Municipal Courts                              | 13,100.00                 | 1969 Revenues   | Total 1,497,857.91        | Added and Omitted Taxes   | 39,877.48           |
| <b>PUBLIC SAFETY</b>                          |                           | Prior Years Surplus Appropriated                          | 21,926.00                 | Total Taxes Levied - ABSTRACT   | 1,305,793.41        |
| Fire Protection                               | 10,000.00                 | <b>REVENUES</b>   | <b>TOTAL 1,519,783.91</b> | <b>TOTAL TAXES BILLED</b>   | <b>1,305,793.41</b> |
| Police Protection                             | 72,500.00                 |   |                           | 1969 TAXES COLLECTED  | 1,209,627.35        |
| Civil Defense & Disaster Control              | 970.00                    | 1969 REAL PROPERTY VALUATIONS                             |                           | 1969 Taxes Cancelled, Abated or Adjusted                                    | 19,347.24           |
| Environmental Inspection & Control            | 3,100.00                  | Code Class # of Parcels %VAL'N                            | ASSESSED VALUATION        | Transfer to Tax Title Liens or Foreclosed Balance Outstanding Dec. 31, 1969 | 76,818.82           |
| Other Public Safety                           |                           | 1 Vacant Land 300 3.85                                    | 1,188,900.00              | <b>PRIOR YEARS TAXES OUTSTANDING</b>  |                     |
| <b>PUBLIC WORKS</b>                           |                           | 2 Residential 1361 65.28                                  | 20,152,325.00             | Balance January 1, 1969   | 110,850.34          |
| Streets and Drainage                          | 41,350.00                 | 3 Farm 11 .62   | 192,275.00                | Collected in 1969   | 98,131.08           |
| Sewers and Sewage Processing                  | 20,000.00                 | 4a Commercial 39 7.70                                     | 2,377,600.00              | Cancelled, Abated or Adjusted (1969)  | 302.42              |
| Garbage and Trash Disposal                    | 39,120.00                 | 4b Industrial 6 4.64                                      | 1,433,050.00              | Transfers to Tax Title Liens or Foreclosed                                  |                     |
| Public Buildings and Grounds                  | 2,200.00                  | 4c Apartments 7 17.91                                     | 5,527,975.00              | Balance December 31, 1969   | 12,416.84           |
| Other Public Works                            |                           | Total 1724 100.00   | 30,872,125.00             | <b>TAX TITLE LIENS OUTSTANDING</b>  |                     |
| <b>HEALTH and WELFARE</b>                     |                           | <b>CAPITAL DEBT AUTHORIZED, DECEMBER 31, 1969</b>         |                           | Balance January 1, 1969   | 231.76              |
| Health Services Except Environmental          | 450.00                    | <b>ISSUED AND UNISSUED</b>                                |                           | Transfers From Taxes  |                     |
| Welfare-Public Assistance                     | 3,500.00                  | School  | GROSS DEBT 2,151,000      | Redeemed in 1969  |                     |
| Hospitals, Clinics, First Aid                 |                           | Self-Liquidating  |                           | Cancelled, Abated or Adjusted (1969)  |                     |
| Animal, Insect, & Rodent Control              | 950.00                    | Other   | 193,600                   | Transfers to Foreclosed Property  |                     |
| Other Welfare Services                        |                           | Total   | 2,344,600                 | Balance December 31, 1969   | 231.76              |
| <b>RECREATION and CONSERVATION</b>            |                           | <b>ISSUED AND OUTSTANDING</b>                             |                           | <b>PROPERTY ACQUIRED BY DEED OR FORECLOSURE</b>                             |                     |
| Beaches and Boardwalks                        |                           | School  | 2,151,000.00              | Balance January 1, 1969   | 10,450.00           |
| Parks, Playgrounds, Shade Trees               | 12,815.00                 | Self-Liquidating  |                           | Transfers From Taxes or Liens   |                     |
| Land Reclamation & Conservation               |                           | Other   | 185,600.00                | Sale for Cash (1969)  |                     |
| Other Recreational Services                   | 250.00                    | Total   | 2,336,600.00              | Cancelled, Abated or Adjusted (1969)  |                     |
| <b>EDUCATION (excluding schools)</b>          |                           | <b>EQUALIZED VALUATION BASIS FOR NET DEBT COMPUTATION</b> |                           | Balance December 31, 1969   | 10,450.00           |
| Libraries                                     | 600.00                    | <b>1969 CAPITAL OUTLAY</b>                                |                           | <b>CURRENT FINANCES DECEMBER 31, 1969</b>                                   |                     |
| Other Educational Services                    |                           | <b>TOTAL 89,262.47</b>                                    |                           | <b>ASSETS</b>   |                     |
| <b>STATUTORY EXPENDITURES</b>                 |                           | Beaches and Boardwalks                                    |                           | Cash Dec. 31, 1969  | 171,655.55          |
| Pensions & F.I.C.A.                           | 8,500.00                  | Parks and Playgrounds                                     | 5,000.00                  | Taxes Receivable  | 89,235.66           |
| Employee Fringe Benefits                      | 2,350.00                  | Public Buildings and Grounds                              |                           | Tax Title Liens   | 231.76              |
| Other Statutory Expenditures                  |                           | Vehicular Equipment                                       |                           | Foreclosed Property   | 10,450.00           |
| <b>MUNICIPAL FUNCTIONS</b>                    | <b>TOTAL 310,160.00</b>   | Streets, Roads, Sidewalks, Storm Sewers                   | 84,262.47                 | Emergencies & Other Deferred Charges  | 22,150.00           |
| <b>CAPITAL IMPROVEMENTS</b>                   | <b>8,000.00</b>           | Sewer System  |                           | State Aid Receivable  | 26,376.96           |
| <b>DEBT SERVICE</b>                           |                           | Water Service   |                           | Other Receivables   |                     |
| Principal Payments                            | 5,200.00                  | Other Utilities   |                           | Total   | 320,099.93          |
| Interest Payments                             | 6,500.00                  | Hospitals and Clinics                                     |                           | <b>LIABILITIES</b>  |                     |
| <b>DEFERRED CHARGES</b>                       | <b>1,500.00</b>           | Garbage and Trash Disposal Facilities                     |                           | Cash Liabilities  | 93,707.36           |
| <b>SCHOOL, COUNTY, SPECIAL DISTRICT TAXES</b> | <b>1,093,531.93</b>       | Health Equipment  |                           | Reserves for Receivables  | 99,917.42           |
| <b>RESERVE FOR UNCOLLECTED TAXES</b>          | <b>116,000.00</b>         | Library and Education Facilities                          |                           | Surplus Dec. 31, 1969   | 126,475.15          |
| <b>EXPENDITURES</b>                           | <b>TOTAL 1,540,891.93</b> | Conservation and Recreation                               |                           | Total   | 320,099.93          |
|   |                           | Other Expenditures  |                           |   |                     |

1205  
Population 1960 44,799  
Population 1969 68,750  
S & P Rating A  
Moody Rating A-1  
Land Area 30.20 Sq. Miles

EDISON TWP - MIDDLESEX COUNTY  
Net Valuation Taxable 230,491,000  
State Equalized Value 554,064,903  
General Tax Rate Per \$100. 6.66  
Net Valuation on Which County Taxes are apportioned: 567,321,733  
State Equalization Ratio .4160  
State Equalized

PER CAPITA:  
Gross Debt 432.49  
Net Debt 133.72  
Debt Service 26.57  
Total Tax Levy 230.45  
Municipal Expenditures 107.88

PER CENT:  
Gross Debt 5.69  
Net Debt 1.76  
Tax Levy Collected 98.08  
Tax Levy Cancelled, Abated or Adjusted .09

| 1969 EXPENDITURES                      |               | 1969 REVENUES                                     |               | 1969 PROPERTY TAX                          |                    |
|--|---------------|---|---------------|--|--------------------|
| GENERAL GOVERNMENT                     |               | 1969 — Property Taxes Collected                   |               | STATE EQUALIZED TAX RATE                   |                    |
| Governing Body & Public Boards         | 19,825.00     | 1969 Payments in Lieu of Taxes                    | 15,554,417.85 | Local District School Taxes                | 1.79 9,891,399.00  |
| Municipal Clerk                        | 30,876.00     | Delinquent Tax & Lien Collections                 | 2,097.03      | Regional & Consolidated School Tax         |                    |
| Financial Administration               | 160,653.20    | Business Personalty Replacement Taxes             | 254,256.25    | School Taxes in Municipal Budget           | .21 1,143,999.00   |
| Assessment of Taxes                    | 55,848.15     | Taxes from Public Utilities                       | 574,466.00    | County Taxes                               | .53 2,937,436.72   |
| Collection of Taxes                    | 55,496.75     | Other Miscellaneous Tax Revenues                  | 2,189,554.25  | County Library Taxes                       |                    |
| Planning, Housing & Development        | 24,145.00     | State Aid Revenues                                | 524,846.32    | Local Municipal Purpose Taxes              | .19 1,038,474.97   |
| Human Resources                        |               | Federal Aid Revenues                              | 12,162.00     | Veteran & Senior Citizen Taxes             | .06 330,100.00     |
| Elections                              |               | Sale of Acquired Property                         |               | Total Taxes for Rate Computation           | 2.78 15,341,409.69 |
| General Administration (other)         | 291,180.80    | Other Miscellaneous Revenues                      | 1,142,987.54  | Special District Taxes                     | 477,067.10         |
| JUDICIARY                              |               | 1969 Revenues                                     | 20,254,787.24 | Bank Stock Taxes                           | 21,020.36          |
| Municipal Courts                       | 50,190.00     | Prior Years Surplus Appropriated                  | 1,080,000.00  | Added and Omitted Taxes                    | 334,122.86         |
| PUBLIC SAFETY                          |               | REVENUES  | 21,334,787.24 | Total Taxes Levied - ABSTRACT              | 15,843,520.01      |
| Fire Protection                        | 690,011.97    | 1969 REAL PROPERTY VALUATIONS                     |               | TOTAL TAXES BILLED                         | 15,858,857.19      |
| Police Protection                      | 1,118,607.26  | Code Class # of Parcels %VAL'N ASSESSED VALUATION |               | 1969 TAXES COLLECTED                       | 15,554,417.85      |
| Civil Defense & Disaster Control       | 5,050.00      | 1 Vacant Land 2648 2.74 6,231,700.00              |               | 1969 Taxes Cancelled, Abated or Adjusted   | 13,867.71          |
| Environmental Inspection & Control     | 67,112.60     | 2 Residential 14001 59.19 134,818,700.00          |               | Transfer to Tax Title Liens or Foreclosed  | 21,527.52          |
| Other Public Safety                    |               | 3 Farm 16 .06 133,903.00                          |               | Balance Outstanding Dec. 31, 1969          | 269,044.11         |
| PUBLIC WORKS                           |               | 4a Commercial 839 12.11 27,581,715.00             |               | PRIOR YEARS TAXES OUTSTANDING              |                    |
| Streets and Drainage                   | 607,957.75    | 4b Industrial 377 19.71 44,900,474.00             |               | Balance January 1, 1969                    | 310,668.62         |
| Sewers and Sewage Processing           | 381,073.04    | 4c Apartments 60 6.20 14,124,125.00               |               | Collected in 1969                          | 229,094.12         |
| Garbage and Trash Disposal             |               | Total 17941 100.01 227,790,617.00                 |               | Cancelled, Abated or Adjusted (1969)       | 3,314.58           |
| Public Buildings and Grounds           | 286,134.25    |   |               | Transfers to Tax Title Liens or Foreclosed | 4,397.24           |
| Other Public Works                     | 44,400.80     |   |               | Balance December 31, 1969                  | 73,862.68          |
| HEALTH and WELFARE                     |               |   |               | TAX TITLE LIENS OUTSTANDING                |                    |
| Health Services Except Environmental   | 147,081.25    |   |               | Balance January 1, 1969                    | 78,116.07          |
| Welfare-Public Assistance              | 14,730.00     |   |               | Transfers From Taxes                       | 26,674.97          |
| Hospitals, Clinics, First Aid          | 27,400.00     |   |               | Redeemed in 1969                           | 25,162.13          |
| Animal, Insect, & Rodent Control       |               |   |               | Cancelled, Abated or Adjusted (1969)       |                    |
| Other Welfare Services                 |               |   |               | Transfers to Foreclosed Property           | 12,112.97          |
| RECREATION and CONSERVATION            |               |   |               | Balance December 31, 1969                  | 67,515.94          |
| Beaches and Boardwalks                 |               |   |               | PROPERTY ACQUIRED BY DEED OR               |                    |
| Parks, Playgrounds, Shade Trees        |               |   |               | FORECLOSURE                                |                    |
| Land Reclamation & Conservation        |               |   |               | Balance January 1, 1969                    | 341,635.20         |
| Other Recreational Services            | 123,464.00    |   |               | Transfers From Taxes or Liens              |                    |
| EDUCATION (exclusing schools)          |               |   |               | Sale for Cash (1969)                       | 500.00             |
| Libraries                              | 98,132.55     |   |               | Cancelled, Abated or Adjusted (1969)       | 14,038.20          |
| Other Educational Services             |               |   |               | Balance December 31, 1969                  | 327,097.00         |
| STATUTORY EXPENDITURES                 |               |   |               | CURRENT FINANCES DECEMBER 31, 1969         |                    |
| Pensions & F.I.C.A.                    | 316,550.00    |   |               | ASSETS                                     |                    |
| Employee Fringe Benefits               | 140,850.00    |   |               | Cash Dec. 31, 1969                         | 6,408,588.31       |
| Other Statutory Expenditures           |               |   |               | Taxes Receivable                           | 342,906.79         |
| MUNICIPAL FUNCTIONS                    |               |   |               | Tax Title Liens                            | 67,515.94          |
| CAPITAL IMPROVEMENTS                   | 4,756,770.37  |   |               | Foreclosed Property                        | 327,097.00         |
| DEBT SERVICE                           | 146,338.65    |   |               | Emergencies & Other Deferred Charges       | 39,838.65          |
| Principal Payments                     | 1,042,000.00  |   |               | State Aid Receivable                       | 194,806.47         |
| Interest Payments                      | 784,533.50    |   |               | Other Receivables                          | 99,259.02          |
| TYPE I SCHL DEBT *MEMO                 | 1,352,065.00  |   |               | Total                                      | 7,480,012.18       |
| DEFERRED CHARGES                       | 124,161.17    |   |               | LIABILITIES                                |                    |
| SCHOOL, COUNTY, SPECIAL DISTRICT TAXES | 14,449,901.82 |   |               | Cash Liabilities                           | 4,792,464.90       |
| RESERVE FOR UNCOLLECTED TAXES          | 563,197.28    |   |               | Reserves for Receivables                   | 836,778.75         |
| EXPENDITURES                           |               |   |               | Surplus Dec. 31, 1969                      | 1,850,768.53       |
| TOTAL                                  | 21,866,902.79 |   |               | Total                                      | 7,480,012.18       |

0107  
Population 1960 4,416  
Population 1969 4,980  
Moody Rating  
Land Area 11.09 Sq Miles

EGG HARBOR CITY - ATLANTIC COUNTY  
Net Valuation Taxable 7,662,637  
State Equalized Value 14,628,936 General Tax Rate Per \$100. 10.92  
Net Valuation on Which County Taxes  
are apportioned: 15,108,043 State Equalized  
State Equalization Ratio .5238 General Tax Rate: 5.71

PER CAPITA:  
Gross Debt 106.70  
Net Debt 54.72  
Debt Service .05  
Total Tax Levy 162.98  
Municipal Expenditures 88.78  
PER CENT:  
Gross Debt 3.74  
Net Debt 1.92  
Tax Levy Collected 94.43  
Tax Levy Cancelled, Abated  
or Adjusted .09

| 1969 EXPENDITURES                      |              | 1969 REVENUES                                     |  | 1969 PROPERTY TAX                          |                 |
|--|--------------|---|--|--|-----------------|
| GENERAL GOVERNMENT                     |              | 1969 — Property Taxes Collected                   |  | STATE EQUALIZED TAX RATE                   |                 |
| Governing Body & Public Boards         | 20,670.00    | 1969 Payments in Lieu of Taxes                    |  | Local District School Taxes                | 1.54 225,383.50 |
| Municipal Clerk                        |              | Delinquent Tax & Lien Collections                 |  | Regional & Consolidated School Tax         | 1.93 281,851.04 |
| Financial Administration               | 22,095.00    | Business Personalty Replacement Taxes             |  | School Taxes in Municipal Budget           |                 |
| Assessment of Taxes                    | 2,155.00     | Taxes from Public Utilities                       |  | County Taxes                               | .88 128,790.34  |
| Collection of Taxes                    | 12,480.00    | Other Miscellaneous Tax Revenues                  |  | County Library Taxes                       | .01 1,028.00    |
| Planning, Housing & Development        | 4,700.00     | State Aid Revenues                                |  | Local Municipal Purpose Taxes              | 1.14 167,204.03 |
| Human Resources                        |              | Federal Aid Revenues                              |  | Veteran & Senior Citizen Taxes             | .22 32,310.00   |
| Elections                              | 1,000.00     | Sale of Acquired Property                         |  | Total Taxes for Rate Computation           | 5.72 836,566.91 |
| General Administration (other)         | 13,336.00    | Other Miscellaneous Revenues                      |  | Special District Taxes                     |                 |
| JUDICIARY                              |              | 1969 Revenues                                     |  | Bank Stock Taxes                           | 4,726.95        |
| Municipal Courts                       | 4,250.00     | Prior Years Surplus Appropriated                  |  | Added and Omitted Taxes                    | 2,672.52        |
| PUBLIC SAFETY                          |              | REVENUES  |  | Total Taxes Levied - ABSTRACT              | 811,656.38      |
| Fire Protection                        | 10,560.00    | 1969 REAL PROPERTY VALUATIONS                     |  | TOTAL TAXES BILLED                         | 811,970.23      |
| Police Protection                      | 74,404.65    | Code Class # of Parcels %VAL'N ASSESSED VALUATION |  | 1969 TAXES COLLECTED                       | 766,779.42      |
| Civil Defense & Disaster Control       | 1,300.00     | 1 Vacant Land 971 2.37 171,962.00                 |  | 1969 Taxes Cancelled, Abated or Adjusted   | 717.99          |
| Environmental Inspection & Control     | 1,200.00     | 2 Residential 1122 67.37 4,878,156.00             |  | Transfer to Tax Title Liens or Foreclosed  | 9,164.99        |
| Other Public Safety                    |              | 3 Farm 1,430,083.00                               |  | Balance Outstanding Dec. 31, 1969          | 35,307.83       |
| PUBLIC WORKS                           |              | 4a Commercial 127 19.75 706,282.00                |  | PRIOR YEARS TAXES OUTSTANDING              |                 |
| Streets and Drainage                   | 72,000.00    | 4b Industrial 24 9.75 54,400.00                   |  | Balance January 1, 1969                    | 37,748.85       |
| Sewers and Sewage Processing           |              | 4c Apartments 1 .75 7,240,883.00                  |  | Collected in 1969                          | 33,643.88       |
| Garbage and Trash Disposal             | 21,600.00    | Total 2245 99.99                                  |  | Cancelled, Abated or Adjusted (1969)       | 57.11           |
| Public Buildings and Grounds           | 7,000.00     | CAPITAL DEBT AUTHORIZED, DECEMBER 31, 1969        |  | Transfers to Tax Title Liens or Foreclosed | 4,024.74        |
| Other Public Works                     |              | ISSUED AND UNISSUED GROSS DEBT NET DEBT           |  | Balance December 31, 1969                  | 23.12           |
| HEALTH and WELFARE                     |              | School 247,757 268,901                            |  | TAX TITLE LIENS OUTSTANDING                |                 |
| Health Services Except Environmental   | 3,200.00     | Self-liquidating 280,000 3,600                    |  | Balance January 1, 1969                    | 151,083.45      |
| Welfare-Public Assistance              | 2,210.00     | Other 3,600 272,501                               |  | Transfers From Taxes                       | 13,747.59       |
| Hospitals, Clinics, First Aid          | 2,000.00     | Total 531,357                                     |  | Redeemed in 1969                           | 1,143.37        |
| Animal, Insect, & Rodent Control       | 1,000.00     | ISSUED AND OUTSTANDING                            |  | Cancelled, Abated or Adjusted (1969)       |                 |
| Other Welfare Services                 |              | School 247,257.07                                 |  | Transfers to Foreclosed Property           | 163,687.67      |
| RECREATION and CONSERVATION            |              | Self-Liquidating 280,000.00                       |  | Balance December 31, 1969                  |                 |
| Beaches and Boardwalks                 | 20,405.00    | Other 3,600.00                                    |  | PROPERTY ACQUIRED BY DEED OR               |                 |
| Parks, Playgrounds, Shade Trees        |              | Total 530,857.07                                  |  | FORECLOSURE                                |                 |
| Land Reclamation & Conservation        | 1,500.00     | EQUALIZED VALUATION BASIS                         |  | Balance January 1, 1969                    | 65,835.13       |
| Other Recreational Services            |              | FOR NET DEBT COMPUTATION                          |  | Transfers From Taxes or Liens              |                 |
| EDUCATION (excluding schools)          |              | 1969 CAPITAL OUTLAY                               |  | Sale for Cash (1969)                       | 10,660.00       |
| Libraries                              | 1,700.00     | Beaches and Boardwalks                            |  | Cancelled, Abated or Adjusted (1969)       |                 |
| Other Educational Services             |              | Parks and Playgrounds                             |  | Balance December 31, 1969                  | 55,175.13       |
| STATUTORY EXPENDITURES                 |              | Public Buildings and Grounds                      |  | CURRENT FINANCES DECEMBER 31, 1969         |                 |
| Pensions & F.I.C.A.                    | 18,800.00    | Vehicular Equipment                               |  | ASSETS                                     |                 |
| Employee Fringe Benefits               | 10,500.00    | Streets, Roads, Sidewalks, Storm Sewers           |  | Cash Dec. 31, 1969                         | 165,763.85      |
| Other Statutory Expenditures           |              | Sewer System                                      |  | Taxes Receivable                           | 35,330.95       |
| MUNICIPAL FUNCTIONS                    |              | Water Service                                     |  | Tax Title Liens                            | 163,687.67      |
| CAPITAL IMPROVEMENTS                   |              | Other Utilities                                   |  | Foreclosed Property                        | 55,175.13       |
| DEBT SERVICE                           |              | Hospitals and Clinics                             |  | Emergencies & Other Deferred Charges       | 11,215.65       |
| Principal Payments                     |              | Garbage and Trash Disposal Facilities             |  | State Aid Receivable                       | 5,000.00        |
| Interest Payments                      | 225.00       | Health Equipment                                  |  | Other Receivables                          | 10,448.26       |
| DEFERRED CHARGES                       |              | Library and Education Facilities                  |  | Total                                      | 446,621.51      |
| SCHOOL, COUNTY, SPECIAL DISTRICT TAXES | 24,040.81    | Conservation and Recreation                       |  | LIABILITIES                                |                 |
| RESERVE FOR UNCOLLECTED TAXES          | 637,052.88   | Other Expenditures                                |  | Cash Liabilities                           | 69,126.76       |
| EXPENDITURES                           |              | TOTAL   |  | Reserves for Receivables                   | 264,642.01      |
| TOTAL                                  | 1,079,165.81 | TOTAL   |  | Surplus Dec. 31, 1969                      | 112,852.74      |
|  |              | TOTAL   |  | Total                                      | 446,621.51      |

0108  
Population 1960 5,593  
Population 1969 7,680  
  
Moody Rating  
Land Area 66.54 Sq. Miles

EGG HARBOR TWP. - ATLANTIC COUNTY  
Net Valuation Taxable 33,523,066  
State Equalized Value 64,467,434  
General Tax Rate Per \$100. 3.93  
Net Valuation on Which County Taxes are apportioned: 56,321,256  
State Equalization Ratio 5200  
General Tax Rate: 2.04

PER CAPITA:  
Gross Debt 301.23  
Net Debt  
Debt Service .07  
Total Tax Levy 170.55  
Municipal Expenditures 183.17

PER CENT:  
Gross Debt 4.30  
Net Debt  
Tax Levy Collected 83.49  
Tax Levy Cancelled, Abated or Adjusted 4.46

| 1969 EXPENDITURES                             |                    | 1969 REVENUES                                     |                    | 1969 PROPERTY TAX                               |                   |
|---|--------------------|---|--------------------|---|-------------------|
| <b>GENERAL GOVERNMENT</b>                     |                    | 1969 — Property Taxes Collected                   |                    | <b>STATE EQUALIZED TAX RATE</b>                 |                   |
| Governing Body & Public Boards                |                    |   | 1,097,126.97       | Local District School Taxes                     | .31 197,691.60    |
| Municipal Clerk                               |                    | 1969 Payments in Lieu of Taxes                    |                    | Regional & Consolidated School Tax              | .90 583,089.05    |
| Financial Administration                      | 21,846.54          | Delinquent Tax & Lien Collections                 | 98,911.57          | School Taxes in Municipal Budget                |                   |
| Assessment of Taxes                           | 27,500.00          | Business Personalty Replacement Taxes             | 38,959.00          | County Taxes                                    | .75 480,843.05    |
| Collection of Taxes                           | 36,500.00          | Taxes from Public Utilities                       | 779,707.89         | County Library Taxes                            | .01 3,832.27      |
| Planning, Housing & Development               | 6,800.00           | Other Miscellaneous Tax Revenues                  |                    | Local Municipal Purpose Taxes                   |                   |
| Human Resources                               |                    | State Aid Revenues                                | 42,752.41          | Veteran & Senior Citizen Taxes                  | .08 49,130.00     |
| Elections                                     | 1,750.00           | Federal Aid Revenues                              |                    | Total Taxes for Rate Computation                | 2.05 1,314,585.97 |
| General Administration (other)                | 37,174.57          | Sale of Acquired Property                         | 14,109.58          | Special District Taxes                          |                   |
| <b>JUDICIARY</b>                              |                    | Other Miscellaneous Revenues                      | 188,145.17         | Bank Stock Taxes                                | 4,429.80          |
| Municipal Courts                              | 18,000.00          | 1969 Revenues                                     | 2,259,712.59       | Added and Omitted Taxes                         | 39,972.77         |
| <b>PUBLIC SAFETY</b>                          |                    | Prior Years Surplus Appropriated                  | 670,000.00         | Total Taxes Levied - ABSTRACT                   | 1,309,858.54      |
| Fire Protection                               | 32,000.00          | REVENUES  | 2,929,712.59       | <b>TOTAL TAXES BILLED</b>                       | 1,314,144.34      |
| Police Protection                             | 82,500.00          |   |                    | 1969 TAXES COLLECTED                            | 1,097,126.97      |
| Civil Defense & Disaster Control              | 3,000.00           | <b>1969 REAL PROPERTY VALUATIONS</b>              |                    | 1969 Taxes Cancelled, Abated or Adjusted        | 58,550.35         |
| Environmental Inspection & Control            | 8,000.00           | Code Class # of Parcels %VAL'N                    | ASSESSED VALUATION | Transfer to Tax Title Liens or Foreclosed       | 13,675.64         |
| Other Public Safety                           |                    | 1 Vacant Land 8500 41.66                          | 13,424,485.00      | Balance Outstanding Dec. 31, 1969               | 144,791.38        |
| <b>PUBLIC WORKS</b>                           |                    | 2 Residential 3102 39.04                          | 12,579,822.00      | <b>PRIOR YEARS TAXES OUTSTANDING</b>            |                   |
| Streets and Drainage                          | 165,000.00         | 3 Farm 67 .89                                     | 287,834.00         | Balance January 1, 1969                         | 105,435.74        |
| Sewers and Sewage Processing                  |                    | 4a Commercial 143 13.32                           | 4,290,799.00       | Collected in 1969                               | 81,175.29         |
| Garbage and Trash Disposal                    | 29,000.00          | 4b Industrial 8 2.90                              | 932,950.00         | Cancelled, Abated or Adjusted (1969)            | 14.76             |
| Public Buildings and Grounds                  | 7,800.00           | 4c Apartments 10 2.19                             | 706,975.00         | Transfers to Tax Title Liens or Foreclosed      | 2,509.03          |
| Other Public Works                            |                    | Total 11830 100.00                                | 32,222,865.00      | Balance December 31, 1969                       | 21,736.66         |
| <b>HEALTH and WELFARE</b>                     |                    | <b>CAPITAL DEBT AUTHORIZED, DECEMBER 31, 1969</b> |                    | <b>TAX TITLE LIENS OUTSTANDING</b>              |                   |
| Health Services Except Environmental          | 5,000.00           | ISSUED AND UNISSUED                               | GROSS DEBT         | Balance January 1, 1969                         | 126,002.36        |
| Welfare-Public Assistance                     | 4,100.00           | School  | 2,313,447          | Transfers From Taxes                            | 16,727.92         |
| Hospitals, Clinics, First Aid                 | 1,200.00           | Self-liquidating                                  |                    | Redeemed in 1969                                | 17,736.28         |
| Animal, Insect, & Rodent Control              | 4,800.00           | Other   |                    | Cancelled, Abated or Adjusted (1969)            |                   |
| Other Welfare Services                        |                    | Total   | 2,313,447          | Transfers to Foreclosed Property                | 29,614.73         |
| <b>RECREATION and CONSERVATION</b>            |                    | <b>ISSUED AND OUTSTANDING</b>                     |                    | Balance December 31, 1969                       | 95,379.27         |
| Beaches and Boardwalks                        | 1,000.00           | School  | 2,313,447.82       | <b>PROPERTY ACQUIRED BY DEED OR FORECLOSURE</b> |                   |
| Parks, Playgrounds, Shade Trees               |                    | Self-Liquidating                                  |                    | Balance January 1, 1969                         | 142,345.14        |
| Land Reclamation & Conservation               | 500.00             | Other   |                    | Transfers From Taxes or Liens                   | 29,614.73         |
| Other Recreational Services                   |                    | Total   | 2,313,447.82       | Sale for Cash (1969)                            | 6,950.00          |
| <b>EDUCATION (excluding schools)</b>          |                    | <b>EQUALIZED VALUATION BASIS</b>                  |                    | Cancelled, Abated or Adjusted (1969)            |                   |
| Libraries                                     |                    | <b>FOR NET DEBT COMPUTATION</b>                   | 53,740,943.67      | Balance December 31, 1969                       | 165,009.87        |
| Other Educational Services                    | 650,000.00         | 1969 CAPITAL OUTLAY                               | TOTAL              | <b>CURRENT FINANCES DECEMBER 31, 1969</b>       |                   |
| <b>STATUTORY EXPENDITURES</b>                 |                    | Beaches and Boardwalks                            | 134,522.00         | <b>ASSETS</b>                                   |                   |
| Pensions & F.I.C.A.                           | 18,945.00          | Parks and Playgrounds                             | 7,500.00           | Cash Dec. 31, 1969                              | 1,007,584.94      |
| Employee Fringe Benefits                      | 10,000.00          | Public Buildings and Grounds                      | 117,822.00         | Taxes Receivable                                | 166,528.04        |
| Other Statutory Expenditures                  |                    | Vehicular Equipment                               |                    | Tax Title Liens                                 | 95,379.27         |
| <b>MUNICIPAL FUNCTIONS</b>                    | TOTAL 1,172,416.11 | Streets, Roads, Sidewalks, Storm Sewers           | 9,200.00           | Foreclosed Property                             | 165,009.87        |
| <b>CAPITAL IMPROVEMENTS</b>                   | 56,700.00          | Sewer System                                      |                    | Emergencies & Other Deferred Charges            | 18,000.00         |
| <b>DEBT SERVICE</b>                           |                    | Water Service                                     |                    | State Aid Receivable                            | 74,326.00         |
| Principal Payments                            |                    | Other Utilities                                   |                    | Other Receivables                               | 6,382.45          |
| Interest Payments                             | 500.00             | Hospitals and Clinics                             |                    | Total   | 1,533,210.57      |
| <b>DEFERRED CHARGES</b>                       | 39,500.00          | Garbage and Trash Disposal Facilities             |                    | <b>LIABILITIES</b>                              |                   |
| <b>SCHOOL, COUNTY, SPECIAL DISTRICT TAXES</b> | 1,265,455.97       | Health Equipment                                  |                    | Cash Liabilities                                | 579,627.12        |
| <b>RESERVE FOR UNCOLLECTED TAXES</b>          | 137,662.61         | Library and Education Facilities                  |                    | Reserves for Receivables                        | 433,299.63        |
|   |                    | Conservation and Recreation                       |                    | Surplus Dec. 31, 1969                           | 520,283.82        |
| <b>EXPENDITURES</b>                           | TOTAL 2,672,234.69 | Other Expenditures                                |                    | Total   | 1,533,210.57      |

2004  
Population 1960 107,698  
Population 1969 119,170  
  
Moody Rating A  
Land Area 11.69 Sq. Miles

ELIZABETH CITY - UNION COUNTY  
Net Valuation Taxable 277,499,800  
State Equalized Value 605,894,759 General Tax Rate Per \$100. 8.22  
Net Valuation on Which County Taxes are apportioned: 676,252,528 State Equalized  
State Equalization Ratio .4580 General Tax Rate: 3.76

PER CAPITA:  
Gross Debt 289.37  
Net Debt 113.44  
Debt Service 20.26  
Total Tax Levy 190.02  
Municipal Expenditures 153.80

PER CENT:  
Gross Debt 5.67  
Net Debt 2.22  
Tax Levy Collected 96.48  
Tax Levy Cancelled, Abated or Adjusted .08

| 1969 EXPENDITURES                             |                            | 1969 REVENUES                                     |                            | 1969 PROPERTY TAX                          |                    |
|---|----------------------------|---|----------------------------|--|--------------------|
| <b>GENERAL GOVERNMENT</b>                     |                            |   |                            | <b>STATE EQUALIZED TAX RATE</b>            |                    |
| Governing Body & Public Boards                | 105,146.00                 | 1969 — Property Taxes Collected                   | 21,851,697.49              | Local District School Taxes                | 1.61 9,728,693.02  |
| Municipal Clerk                               | 42,517.00                  | 1969 Payments in Lieu of Taxes                    | 36,217.07                  | Regional & Consolidated School Tax         |                    |
| Financial Administration                      | 512,783.50                 | Delinquent Tax & Lien Collections                 | 596,172.72                 | School Taxes in Municipal Budget           | .17 1,046,470.25   |
| Assessment of Taxes                           | 71,284.00                  | Business Personalty Replacement Taxes             | 1,979,487.00               | County Taxes                               | .46 2,808,974.07   |
| Collection of Taxes                           | 108,019.00                 | Taxes from Public Utilities                       | 2,458,940.72               | County Library Taxes                       |                    |
| Planning, Housing & Development               | 209,156.00                 | Other Miscellaneous Tax Revenues                  | 12,595.41                  | Local Municipal Purpose Taxes              | 1.47 8,884,700.75  |
| Human Resources                               | 13,992.00                  | State Aid Revenues                                | 746,570.80                 | Veteran & Senior Citizen Taxes             | .06 335,910.00     |
| Elections                                     | 12,200.00                  | Federal Aid Revenues                              |                            | Total Taxes for Rate Computation           | 3.77 22,804,748.09 |
| General Administration (other)                | 451,902.61                 | Sale of Acquired Property                         | 125,800.00                 | Special District Taxes                     |                    |
| <b>JUDICIARY</b>                              |                            | Other Miscellaneous Revenues                      | 2,015,662.01               | Bank Stock Taxes                           | 59,997.04          |
| Municipal Courts                              | 73,426.00                  | 1969 Revenues                                     | 29,823,143.22              | Added and Omitted Taxes                    | 115,519.77         |
| <b>PUBLIC SAFETY</b>                          |                            | Prior Years Surplus Appropriated                  | 892,543.59                 | Total Taxes Levied - ABSTRACT              | 22,644,354.90      |
| Fire Protection                               | 2,931,079.12               | <b>REVENUES</b>                                   | <b>TOTAL</b> 30,715,686.81 | <b>TOTAL TAXES BILLED</b>                  | 22,650,092.15      |
| Police Protection                             | 3,139,131.00               |   |                            | <b>1969 TAXES COLLECTED</b>                | 21,851,697.49      |
| Civil Defense & Disaster Control              | 15,746.00                  | <b>1969 REAL PROPERTY VALUATIONS</b>              |                            | 1969 Taxes Cancelled, Abated or Adjusted   | 17,415.96          |
| Environmental Inspection & Control            | 174,011.00                 | Code Class # of Parcels %VAL'N                    | ASSESSED VALUATION         | Transfer to Tax Title Liens or Foreclosed  | 42,804.87          |
| Other Public Safety                           | 200.00                     | 1 Vacant Land 674 2.23                            | 6,050,450.00               | Balance Outstanding Dec. 31, 1969          | 738,173.83         |
| <b>PUBLIC WORKS</b>                           |                            | 2 Residential 13819 43.87                         | 119,199,090.00             | <b>PRIOR YEARS TAXES OUTSTANDING</b>       |                    |
| Streets and Drainage                          | 1,485,585.00               | 3 Farm  |                            | Balance January 1, 1969                    | 2,002,908.95       |
| Sewers and Sewage Processing                  | 327,347.00                 | 4a Commercial 2254 22.01                          | 59,786,460.00              | Collected in 1969                          | 518,360.61         |
| Garbage and Trash Disposal                    | 531,000.00                 | 4b Industrial 206 14.22                           | 38,620,700.00              | Cancelled, Abated or Adjusted (1969)       | 32,393.10          |
| Public Buildings and Grounds                  | 439,980.00                 | 4c Apartments 439 17.68                           | 48,022,700.00              | Transfers to Tax Title Liens or Foreclosed | 14,857.48          |
| Other Public Works                            |                            | Total 17392 100.01                                | 271,679,400.00             | Balance December 31, 1969                  | 1,437,297.76       |
| <b>HEALTH and WELFARE</b>                     |                            | <b>CAPITAL DEBT AUTHORIZED, DECEMBER 31, 1969</b> |                            | <b>TAX TITLE LIENS OUTSTANDING</b>         |                    |
| Health Services Except Environmental          | 487,815.67                 | <b>ISSUED AND UNISSUED</b>                        |                            | Balance January 1, 1969                    | 213,995.32         |
| Welfare-Public Assistance                     | 214,303.00                 | School  | 19,352,880                 | Transfers From Taxes                       | 59,101.34          |
| Hospitals, Clinics, First Aid                 | 175,000.00                 | Self-liquidating                                  | 182,000                    | Redeemed in 1969                           | 77,812.11          |
| Animal, Insect, & Rodent Control              |                            | Other   | 14,949,060                 | Cancelled, Abated or Adjusted (1969)       | 456.91             |
| Other Welfare Services                        |                            | Total   | 34,483,940                 | Transfers to Foreclosed Property           |                    |
| <b>RECREATION and CONSERVATION</b>            |                            | <b>ISSUED AND OUTSTANDING</b>                     |                            | Balance December 31, 1969                  | 194,827.64         |
| Beaches and Boardwalks                        |                            | School  | 14,251,000.00              | <b>PROPERTY ACQUIRED BY DEED OR</b>        |                    |
| Parks, Playgrounds, Shade Trees               | 113,841.00                 | Self-Liquidating                                  | 182,000.00                 | <b>FORECLOSURE</b>                         |                    |
| Land Reclamation & Conservation               |                            | Other   | 12,992,415.00              | Balance January 1, 1969                    | 207,839.63         |
| Other Recreational Services                   | 175,847.00                 | Total   | 27,425,415.00              | Transfers From Taxes or Liens              | 10,144.77          |
| <b>EDUCATION (excluding schools)</b>          |                            | <b>EQUALIZED VALUATION BASIS</b>                  |                            | Sale for Cash (1969)                       | 125,800.00         |
| Libraries                                     | 554,333.00                 | <b>FOR NET DEBT COMPUTATION</b>                   |                            | Cancelled, Abated or Adjusted (1969)       |                    |
| Other Educational Services                    |                            | 607,719,573.67                                    |                            | Balance December 31, 1969                  | 92,184.40          |
| <b>STATUTORY EXPENDITURES</b>                 |                            | <b>1969 CAPITAL OUTLAY</b>                        |                            | <b>CURRENT FINANCES DECEMBER 31, 1969</b>  |                    |
| Pensions & F.I.C.A.                           | 1,580,500.00               | <b>TOTAL</b> 6,058,901.84                         |                            | <b>ASSETS</b>                              |                    |
| Employee Fringe Benefits                      | 290,000.00                 |   |                            | Cash Dec. 31, 1969                         | 2,474,512.15       |
| Other Statutory Expenditures                  |                            |   |                            | Taxes Receivable                           | 2,175,471.59       |
| <b>MUNICIPAL FUNCTIONS</b>                    | <b>TOTAL</b> 14,236,144.90 |   |                            | Tax Title Liens                            | 194,827.64         |
| <b>CAPITAL IMPROVEMENTS</b>                   | 150,000.00                 |   |                            | Foreclosed Property                        | 92,184.40          |
| <b>DEBT SERVICE</b>                           |                            |   |                            | Emergencies & Other Deferred Charges       | 55,576.00          |
| Principal Payments                            | 1,356,870.00               |   |                            | State Aid Receivable                       | 167,827.17         |
| Interest Payments                             | 1,056,964.40               |   |                            | Other Receivables                          | 69,392.17          |
| <b>TYPE I SCHL DEBT *MEMO</b>                 | 1,239,612.75               |   |                            | Total                                      | 5,229,791.12       |
| <b>DEFERRED CHARGES</b>                       | 413,086.00                 |   |                            | <b>LIABILITIES</b>                         |                    |
| <b>SCHOOL, COUNTY, SPECIAL DISTRICT TAXES</b> | 13,584,137.34              |   |                            | Cash Liabilities                           | 1,219,389.90       |
| <b>RESERVE FOR UNCOLLECTED TAXES</b>          | 1,115,793.05               |   |                            | Reserves for Receivables                   | 2,531,875.80       |
| <b>EXPENDITURES</b>                           | <b>TOTAL</b> 31,912,995.69 |   |                            | Surplus Dec. 31, 1969                      | 1,478,525.42       |
|   |                            |   |                            | Total                                      | 5,229,791.12       |

|                                  |  |                             |              |                                     |   |
|----------------------------------|--|-----------------------------|--------------|-------------------------------------|---|
| <b>0804</b>                      | <b>ELK TWP</b>   | <b>- GLOUCESTER COUNTY</b>  |              | <b>PER CAPITA:</b>                  | <b>PER CENT:</b>                                  |
| Population 1960 <b>2,635</b>     | Net Valuation Taxable <b>2,663,801</b>                                 |                             |              | Gross Debt <b>94.28</b>             | Gross Debt <b>2.53</b>                            |
| Population 1969 <b>2,810</b>     | State Equalized Value <b>11,413,029</b>                                | General Tax Rate Per \$100. | <b>12.64</b> | Net Debt                            | Net Debt  |
|                                  | Net Valuation on Which County Taxes are apportioned: <b>10,266,306</b> | State Equalized             |              | Debt Service                        | Tax Levy Collected <b>89.87</b>                   |
| Moody Rating                     | State Equalization Ratio <b>.2334</b>                                  | General Tax Rate:           | <b>2.95</b>  | Total Tax Levy <b>114.56</b>        | Tax Levy Cancelled, Abated or Adjusted <b>.37</b> |
| Land Area <b>20.19</b> Sq. Miles |  |                             |              | Municipal Expenditures <b>49.55</b> |   |

| 1969 EXPENDITURES                      |              | 1969 REVENUES                         |                   | 1969 PROPERTY TAX                               |                 |
|--|--------------|---------------------------------------|-------------------|---|-----------------|
| <b>GENERAL GOVERNMENT</b>              |              | 1969 — Property Taxes Collected       |                   | <b>STATE EQUALIZED TAX RATE</b>                 |                 |
| Governing Body & Public Boards         |              | 1969 Payments in Lieu of Taxes        | 289,303.36        | Local District School Taxes                     | .81 91,876.97   |
| Municipal Clerk                        |              | Delinquent Tax & Lien Collections     | 29,010.55         | Regional & Consolidated School Tax              | 1.45 165,996.95 |
| Financial Administration               | 6,600.00     | Business Personalty Replacement Taxes | 5,675.00          | School Taxes in Municipal Budget                |                 |
| Assessment of Taxes                    | 16,000.00    | Taxes from Public Utilities           | 36,750.85         | County Taxes                                    | .54 61,495.10   |
| Collection of Taxes                    | 7,000.00     | Other Miscellaneous Tax Revenues      |                   | County Library Taxes                            |                 |
| Planning, Housing & Development        | 1,520.00     | State Aid Revenues                    | 15,773.03         | Local Municipal Purpose Taxes                   |                 |
| Human Resources                        |              | Federal Aid Revenues                  |                   | Veteran & Senior Citizen Taxes                  | .15 17,080.00   |
| Elections                              | 925.00       | Sale of Acquired Property             | 4,302.00          | Total Taxes for Rate Computation                | 2.95 336,449.02 |
| General Administration (other)         | 11,350.00    | Other Miscellaneous Revenues          | 25,409.52         | Special District Taxes                          |                 |
| <b>JUDICIARY</b>                       |              | 1969 Revenues                         | 406,224.31        | Bank Stock Taxes                                |                 |
| Municipal Courts                       | 2,000.00     | Prior Years Surplus Appropriated      | 43,000.00         | Added and Omitted Taxes                         | 2,545.60        |
| <b>PUBLIC SAFETY</b>                   |              | <b>REVENUES</b>                       | <b>449,224.31</b> | Total Taxes Levied - ABSTRACT                   | 321,914.62      |
| Fire Protection                        | 3,000.00     |                                       |                   | <b>TOTAL TAXES BILLED</b>                       | 321,914.62      |
| Police Protection                      | 2,000.00     |                                       |                   | 1969 TAXES COLLECTED                            | 289,303.36      |
| Civil Defense & Disaster Control       | 100.00       |                                       |                   | 1969 Taxes Cancelled, Abated or Adjusted        | 1,200.28        |
| Environmental Inspection & Control     | 550.00       |                                       |                   | Transfer to Tax Title Liens or Foreclosed       | 4,167.28        |
| Owner Public Safety                    |              |                                       |                   | Balance Outstanding Dec. 31, 1969               | 27,243.70       |
| <b>PUBLIC WORKS</b>                    |              |                                       |                   | <b>PRIOR YEARS TAXES OUTSTANDING</b>            |                 |
| Streets and Drainage                   | 14,050.00    |                                       |                   | Balance January 1, 1969                         | 22,072.39       |
| Sewers and Sewage Processing           |              |                                       |                   | Collected in 1969                               | 20,327.10       |
| Garbage and Trash Disposal             | 2,500.00     |                                       |                   | Cancelled, Abated or Adjusted (1969)            | 286.04          |
| Public Buildings and Grounds           | 4,000.00     |                                       |                   | Transfers to Tax Title Liens or Foreclosed      | 579.51          |
| Other Public Works                     |              |                                       |                   | Balance December 31, 1969                       | 879.74          |
| <b>HEALTH and WELFARE</b>              |              |                                       |                   | <b>TAX TITLE LIENS OUTSTANDING</b>              |                 |
| Health Services Except Environmental   | 350.00       |                                       |                   | Balance January 1, 1969                         | 28,438.05       |
| Welfare-Public Assistance              | 1,800.00     |                                       |                   | Transfers From Taxes                            | 4,157.82        |
| Hospitals, Clinics, First Aid          |              |                                       |                   | Redeemed in 1969                                | 8,683.45        |
| Animal, Insect, & Rodent Control       | 400.00       |                                       |                   | Cancelled, Abated or Adjusted (1969)            | 3,052.96        |
| Other Welfare Services                 |              |                                       |                   | Transfers to Foreclosed Property                | 7,302.15        |
| <b>RECREATION and CONSERVATION</b>     |              |                                       |                   | Balance December 31, 1969                       | 13,557.31       |
| Beaches and Boardwalks                 |              |                                       |                   | <b>PROPERTY ACQUIRED BY DEED OR FORECLOSURE</b> |                 |
| Parks, Playgrounds, Shade Trees        |              |                                       |                   | Balance January 1, 1969                         | 109,043.85      |
| Land Reclamation & Conservation        |              |                                       |                   | Transfers From Taxes or Liens                   | 8,012.15        |
| Other Recreational Services            |              |                                       |                   | Sale for Cash (1969)                            | 4,302.00        |
| <b>EDUCATION (excluding schools)</b>   |              |                                       |                   | Cancelled, Abated or Adjusted (1969)            |                 |
| Libraries                              |              |                                       |                   | Balance December 31, 1969                       | 112,754.00      |
| Other Educational Services             | 20,019.03    |                                       |                   | <b>CURRENT FINANCES DECEMBER 31, 1969</b>       |                 |
| <b>STATUTORY EXPENDITURES</b>          |              |                                       |                   | <b>ASSETS</b>                                   |                 |
| Pensions & F.I.C.A.                    | 700.00       |                                       |                   | Cash Dec. 31, 1969                              | 154,171.98      |
| Employee Fringe Benefits               |              |                                       |                   | Taxes Receivable                                | 28,123.44       |
| Other Statutory Expenditures           |              |                                       |                   | Tax Title Liens                                 | 13,557.31       |
| <b>MUNICIPAL FUNCTIONS</b>             | <b>TOTAL</b> |                                       |                   | Foreclosed Property                             | 112,754.00      |
| CAPITAL IMPROVEMENTS                   | 94,864.03    |                                       |                   | Emergencies & Other Deferred Charges            | 9,500.00        |
| <b>DEBT SERVICE</b>                    | 2,800.00     |                                       |                   | State Aid Receivable                            | 8,000.00        |
| Principal Payments                     |              |                                       |                   | Other Receivables                               | 123.65          |
| Interest Payments                      |              |                                       |                   | Total   | 326,230.38      |
| <b>DEFERRED CHARGES</b>                | 251.97       |                                       |                   | <b>LIABILITIES</b>                              |                 |
| SCHOOL, COUNTY, SPECIAL DISTRICT TAXES | 319,369.02   |                                       |                   | Cash Liabilities                                | 28,698.94       |
| RESERVE FOR UNCOLLECTED TAXES          | 41,332.03    |                                       |                   | Reserves for Receivables                        | 154,558.40      |
| <b>EXPENDITURES</b>                    | <b>TOTAL</b> |                                       |                   | Surplus Dec. 31, 1969                           | 142,973.04      |
|  | 458,617.05   |                                       |                   | Total   | 326,230.38      |

1702  
Population 1960 1,505  
Population 1969 1,650  
  
Moody Rating  
Land Area .72 Sq. Miles

ELMER BORO  
Net Valuation Taxable  
State Equalized Value  
Net Valuation on Which County Taxes  
are apportioned:  
State Equalization Ratio

- SALEM COUNTY  
1,717,411  
5,009,950  
5,383,756  
3.428

General Tax Rate Per \$100. 10.69  
  
State Equalized  
General Tax Rate: 3.66

PER CAPITA:  
Gross Debt 135.76  
Net Debt 19.02  
Debt Service .06  
Total Tax Levy 109.11  
Municipal Expenditures 58.90

PER CENT:  
Gross Debt 4.52  
Net Debt .63  
Tax Levy Collected 95.83  
Tax Levy Cancelled, Abated  
or Adjusted .16

| 1969 EXPENDITURES                      |            | 1969 REVENUES                              |  | 1969 PROPERTY TAX                          |  |
|--|------------|--|--|--|--|
| GENERAL GOVERNMENT                     |            | 1969 — Property Taxes Collected            |  | STATE EQUALIZED TAX RATE                   |  |
| Governing Body & Public Boards         |            | 171,983.12                                 |  | Local District School Taxes 1.94           |  |
| Municipal Clerk                        |            | 1969 Payments in Lieu of Taxes             |  | Regional & Consolidated School Tax         |  |
| Financial Administration               | 5,600.00   | Delinquent Tax & Lien Collections          |  | School Taxes in Municipal Budget           |  |
| Assessment of Taxes                    | 1,400.00   | Business Personalty Replacement Taxes      |  | County Taxes .91                           |  |
| Collection of Taxes                    | 1,400.00   | Taxes from Public Utilities                |  | County Library Taxes                       |  |
| Planning, Housing & Development        | 380.00     | Other Miscellaneous Tax Revenues           |  | Local Municipal Purpose Taxes .61          |  |
| Human Resources                        |            | State Aid Revenues                         |  | Veteran & Senior Citizen Taxes .20         |  |
| Elections                              | 500.00     | Federal Aid Revenues                       |  | Total Taxes for Rate Computation 3.66      |  |
| General Administration (other)         | 8,200.00   | Sale of Acquired Property                  |  | Special District Taxes                     |  |
| JUDICIARY                              |            | Other Miscellaneous Revenues               |  | Bank Stock Taxes                           |  |
| Municipal Courts                       | 1,000.00   | 1969 Revenues                              |  | Added and Omitted Taxes                    |  |
| PUBLIC SAFETY                          |            | Prior Years Surplus Appropriated           |  | Total Taxes Levied - ABSTRACT              |  |
| Fire Protection                        | 6,750.00   | REVENUES                                   |  | TOTAL TAXES BILLED                         |  |
| Police Protection                      | 11,300.00  | TOTAL                                      |  | 1969 TAXES COLLECTED                       |  |
| Civil Defense & Disaster Control       |            | 1969 REAL PROPERTY VALUATIONS              |  | 1969 Taxes Cancelled, Abated or Adjusted   |  |
| Environmental Inspection & Control     |            | Code Class # of Parcels %VAL'N             |  | Transfer to Tax Title Liens or Foreclosed  |  |
| Other Public Safety                    |            | ASSESSED VALUATION                         |  | Balance Outstanding Dec. 31, 1969          |  |
| PUBLIC WORKS                           |            | 1 1 Vacant Land 42 .99                     |  | PRIOR YEARS TAXES OUTSTANDING              |  |
| Streets and Drainage                   | 12,363.00  | 2 2 Residential 457 72.44                  |  | Balance January 1, 1969                    |  |
| Sewers and Sewage Processing           | 200.00     | 3 3 Farm 3 .35                             |  | Collected in 1969                          |  |
| Garbage and Trash Disposal             | 5,025.00   | 4a 4a Commercial 61 26.22                  |  | Cancelled, Abated or Adjusted (1969)       |  |
| Public Buildings and Grounds           | 6,150.00   | 4b 4b Industrial                           |  | Transfers to Tax Title Liens or Foreclosed |  |
| Other Public Works                     |            | 4c 4c Apartments                           |  | Balance December 31, 1969                  |  |
| HEALTH and WELFARE                     |            | Total 563 100.00                           |  | TAX TITLE LIENS OUTSTANDING                |  |
| Health Services Except Environmental   | 1,475.00   | CAPITAL DEBT AUTHORIZED, DECEMBER 31, 1969 |  | Balance January 1, 1969                    |  |
| Welfare-Public Assistance              | 650.00     | ISSUED AND UNISSUED                        |  | Transfers From Taxes                       |  |
| Hospitals, Clinics, First Aid          | 500.00     | GROSS DEBT                                 |  | Redeemed in 1969                           |  |
| Animal, Insect, & Rodent Control       | 400.00     | NET DEBT                                   |  | Cancelled, Abated or Adjusted (1969)       |  |
| Other Welfare Services                 |            | Total 224,000                              |  | Transfers to Foreclosed Property           |  |
| RECREATION and CONSERVATION            |            | ISSUED AND OUTSTANDING                     |  | Balance December 31, 1969                  |  |
| Beaches and Boardwalks                 | 2,000.00   | School                                     |  | PROPERTY ACQUIRED BY DEED OR               |  |
| Parks, Playgrounds, Shade Trees        |            | Self-Liquidating                           |  | FORECLOSURE                                |  |
| Land Reclamation & Conservation        | 3,000.00   | Other                                      |  | Balance January 1, 1969                    |  |
| Other Recreational Services            |            | Total 224,000.00                           |  | Transfers From Taxes or Liens              |  |
| EDUCATION (excluing schools)           |            | EQUALIZED VALUATION BASIS                  |  | Sale for Cash (1969)                       |  |
| Libraries                              | 600.00     | FOR NET DEBT COMPUTATION                   |  | Cancelled, Abated or Adjusted (1969)       |  |
| Other Educational Services             |            | 1969 CAPITAL OUTLAY                        |  | Balance December 31, 1969                  |  |
| STATUTORY EXPENDITURES                 |            | TOTAL                                      |  | CURRENT FINANCES DECEMBER 31, 1969         |  |
| Pensions & F.I.C.A.                    | 850.00     | Beaches and Boardwalks                     |  | ASSETS                                     |  |
| Employee Fringe Benefits               |            | Parks and Playgrounds                      |  | Cash Dec. 31, 1969                         |  |
| Other Statutory Expenditures           |            | Public Buildings and Grounds               |  | Taxes Receivable                           |  |
| MUNICIPAL FUNCTIONS                    |            | Vehicular Equipment                        |  | Tax Title Liens                            |  |
| CAPITAL IMPROVEMENTS                   | 14,500.00  | Streets, Roads, Sidewalks, Storm Sewers    |  | Foreclosed Property                        |  |
| DEBT SERVICE                           |            | Sewer System                               |  | Emergencies & Other Deferred Charges       |  |
| Principal Payments                     |            | Water Service                              |  | State Aid Receivable                       |  |
| Interest Payments                      | 100.00     | Other Utilities                            |  | Other Receivables                          |  |
| DEFERRED CHARGES                       |            | Hospitals and Clinics                      |  | Total                                      |  |
| SCHOOL, COUNTY, SPECIAL DISTRICT TAXES | 143,055.66 | Garbage and Trash Disposal Facilities      |  | LIABILITIES                                |  |
| RESERVE FOR UNCOLLECTED TAXES          | 12,837.20  | Health Equipment                           |  | Cash Liabilities                           |  |
|  |            | Library and Education Facilities           |  | Reserves for Receivables                   |  |
|  |            | Conservation and Recreation                |  | Surplus Dec. 31, 1969                      |  |
| EXPENDITURES                           |            | Other Expenditures                         |  | Total                                      |  |
| TOTAL                                  | 240,235.86 |  |  |  |  |



1703  
Population 1960 1,220  
Population 1969 1,410  
  
Moody Rating  
Land Area 13.04 Sq. Miles

ELSINBORO TWP

Net Valuation Taxable 1,542,366  
State Equalized Value 5,307,522  
Net Valuation on Which County Taxes  
are apportioned: 5,430,176  
State Equalization Ratio .2906

- SALEM

COUNTY

General Tax Rate Per \$100. 11.48  
  
State Equalized  
General Tax Rate: 3.33

PER CAPITA:

Gross Debt 100.00  
Net Debt 2.13  
Debt Service  
Total Tax Levy 119.56  
Municipal Expenditures 56.07

PER CENT:

Gross Debt 2.62  
Net Debt .06  
Tax Levy Collected 90.37  
Tax Levy Cancelled, Abated  
or Adjusted

| 1969 EXPENDITURES                      |                   | 1969 REVENUES                                     |                    | 1969 PROPERTY TAX                          |                 |
|--|-------------------|---|--------------------|--|-----------------|
| <b>GENERAL GOVERNMENT</b>              |                   | 1969 — Property Taxes Collected                   |                    | <b>STATE EQUALIZED TAX RATE</b>            |                 |
| Governing Body & Public Boards         |                   |   | 152,347.49         | Local District School Taxes                | 2.27 120,273.00 |
| Municipal Clerk                        |                   | 1969 Payments in Lieu of Taxes                    |                    | Regional & Consolidated School Tax         |                 |
| Financial Administration               | 2,850.00          | Delinquent Tax & Lien Collections                 | 17,589.18          | School Taxes in Municipal Budget           |                 |
| Assessment of Taxes                    | 1,800.00          | Business Personalty Replacement Taxes             | 3,886.00           | County Taxes                               | .87 46,099.23   |
| Collection of Taxes                    | 2,800.00          | Taxes from Public Utilities                       | 11,172.86          | County Library Taxes                       |                 |
| Planning, Housing & Development        | 300.00            | Other Miscellaneous Tax Revenues                  |                    | Local Municipal Purpose Taxes              | .03 1,563.21    |
| Human Resources                        |                   | State Aid Revenues                                | 14,669.38          | Veteran & Senior Citizen Taxes             | .17 8,910.00    |
| Elections                              |                   | Federal Aid Revenues                              |                    | Total Taxes for Rate Computation           | 3.34 176,845.44 |
| General Administration (other)         | 9,690.00          | Sale of Acquired Property                         |                    | Special District Taxes                     |                 |
| <b>JUDICIARY</b>                       |                   | Other Miscellaneous Revenues                      | 6,736.16           | Bank Stock Taxes                           |                 |
| Municipal Courts                       | 1,500.00          | 1969 Revenues                                     | 206,401.07         | Added and Omitted Taxes                    |                 |
| <b>PUBLIC SAFETY</b>                   |                   | Prior Years Surplus Appropriated                  | 30,000.00          | Total Taxes Levied - ABSTRACT              | 168,581.17      |
| Fire Protection                        | 2,750.00          | <b>REVENUES</b>                                   | <b>TOTAL</b>       | <b>TOTAL TAXES BILLED</b>                  | 168,581.17      |
| Police Protection                      | 2,700.00          |   | 236,401.07         | <b>1969 TAXES COLLECTED</b>                | 152,347.49      |
| Civil Defense & Disaster Control       | 300.00            | <b>1969 REAL PROPERTY VALUATIONS</b>              |                    | 1969 Taxes Cancelled, Abated or Adjusted   |                 |
| Environmental Inspection & Control     | 310.00            | Code Class # of Parcels %VAL'N                    | ASSESSED VALUATION | Transfer to Tax Title Liens or Foreclosed  | 850.80          |
| Other Public Safety                    |                   | 1 Vacant Land 206 5.84                            | 88,500.00          | Balance Outstanding Dec. 31, 1969          | 15,382.88       |
| <b>PUBLIC WORKS</b>                    |                   | 2 Residential 476 74.69                           | 1,131,157.00       | <b>PRIOR YEARS TAXES OUTSTANDING</b>       |                 |
| Streets and Drainage                   | 10,886.00         | 3 Farm 65 15.49                                   | 234,523.00         | Balance January 1, 1969                    | 18,183.50       |
| Sewers and Sewage Processing           |                   | 4a Commercial 5 3.99                              | 60,389.00          | Collected in 1969                          | 17,330.90       |
| Garbage and Trash Disposal             | 4,600.00          | 4b Industrial                                     |                    | Cancelled, Abated or Adjusted (1969)       | 93.92           |
| Public Buildings and Grounds           |                   | 4c Apartments                                     |                    | Transfers to Tax Title Liens or Foreclosed | 27.18           |
| Other Public Works                     |                   | Total 752 100.01                                  | 1,514,569.00       | Balance December 31, 1969                  | 731.50          |
| <b>HEALTH and WELFARE</b>              |                   | <b>CAPITAL DEBT AUTHORIZED, DECEMBER 31, 1969</b> |                    | <b>TAX TITLE LIENS OUTSTANDING</b>         |                 |
| Health Services Except Environmental   | 525.00            | ISSUED AND UNISSUED                               | GROSS DEBT         | Balance January 1, 1969                    | 2,108.36        |
| Welfare-Public Assistance              | 725.00            | School  | 138,000            | Transfers From Taxes                       | 904.58          |
| Hospitals, Clinics, First Aid          | 200.00            | Self-liquidating                                  |                    | Redeemed in 1969                           | 258.28          |
| Animal, Insect, & Rodent Control       | 100.00            | Other   | 3,000              | Cancelled, Abated or Adjusted (1969)       |                 |
| Other Welfare Services                 |                   | Total   | 141,000            | Transfers to Foreclosed Property           |                 |
| <b>RECREATION and CONSERVATION</b>     |                   | <b>ISSUED AND OUTSTANDING</b>                     |                    | Balance December 31, 1969                  | 2,754.66        |
| Beaches and Boardwalks                 |                   | School  | 138,000.00         | <b>PROPERTY ACQUIRED BY DEED OR</b>        |                 |
| Parks, Playgrounds, Shade Trees        |                   | Self-liquidating                                  |                    | <b>FORECLOSURE</b>                         |                 |
| Land Reclamation & Conservation        |                   | Other   |                    | Balance January 1, 1969                    |                 |
| Other Recreational Services            |                   | Total   | 138,000.00         | Transfers From Taxes or Liens              |                 |
| <b>EDUCATION (excluding schools)</b>   |                   | <b>EQUALIZED VALUATION BASIS</b>                  |                    | Sale for Cash (1969)                       |                 |
| Libraries                              |                   | <b>FOR NET DEBT COMPUTATION</b>                   |                    | Cancelled, Abated or Adjusted (1969)       |                 |
| Other Educational Services             |                   | TOTAL   |                    | Balance December 31, 1969                  |                 |
| <b>STATUTORY EXPENDITURES</b>          |                   | 1969 CAPITAL OUTLAY                               |                    | <b>CURRENT FINANCES DECEMBER 31, 1969</b>  |                 |
| Pensions & F.I.C.A.                    | 700.00            | Beaches and Boardwalks                            |                    | <b>ASSETS</b>                              |                 |
| Employee Fringe Benefits               |                   | Parks and Playgrounds                             |                    | Cash Dec. 31, 1969                         | 53,962.89       |
| Other Statutory Expenditures           |                   | Public Buildings and Grounds                      |                    | Taxes Receivable                           | 16,114.38       |
| <b>MUNICIPAL FUNCTIONS</b>             |                   | Vehicular Equipment                               |                    | Tax Title Liens                            | 2,754.66        |
| <b>CAPITAL IMPROVEMENTS</b>            |                   | Streets, Roads, Sidewalks, Storm Sewers           |                    | Foreclosed Property                        |                 |
| <b>DEBT SERVICE</b>                    |                   | Sewer System                                      |                    | Emergencies & Other Deferred Charges       |                 |
| Principal Payments                     |                   | Water Service                                     |                    | State Aid Receivable                       | 5,000.00        |
| Interest Payments                      |                   | Other Utilities                                   |                    | Other Receivables                          | 4,280.04        |
|  |                   | Hospitals and Clinics                             |                    | Total                                      | 82,111.97       |
| <b>DEFERRED CHARGES</b>                |                   | Garbage and Trash Disposal Facilities             |                    | <b>LIABILITIES</b>                         |                 |
| SCHOOL, COUNTY, SPECIAL DISTRICT TAXES | 3,346.16          | Health Equipment                                  |                    | Cash Liabilities                           | 10,227.53       |
| <b>RESERVE FOR UNCOLLECTED TAXES</b>   |                   | Library and Education Facilities                  |                    | Reserves for Receivables                   | 23,149.08       |
|  | 25,925.43         | Conservation and Recreation                       |                    | Surplus Dec. 31, 1969                      | 48,735.36       |
| <b>EXPENDITURES</b>                    |                   | Other Expenditures                                |                    | Total                                      | 82,111.97       |
| <b>TOTAL</b>                           | <b>245,435.82</b> |   |                    |  |                 |

0214  
Population 1960 6,849  
Population 1969 8,300  
S & P Rating BBB  
Moody Rating A  
Land Area 2.35 Sq. Miles

# EMERSON BORO

Net Valuation Taxable 56,354,735  
State Equalized Value 69,265,898  
Net Valuation on Which County Taxes  
are apportioned: 65,858,895  
State Equalization Ratio .8136

# - BERGEN

# COUNTY

General Tax Rate Per \$100. 4.32  
State Equalized  
General Tax Rate: 3.51

# PER CAPITA:

Gross Debt 510.47  
Net Debt 32.53  
Debt Service 3.48  
Total Tax Levy 288.43  
Municipal Expenditures 102.28

# PER CENT:

Gross Debt 6.62  
Net Debt .42  
Tax Levy Collected 97.89  
Tax Levy Cancelled, Abated  
or Adjusted .02

| 1969 EXPENDITURES                      |                           | 1969 REVENUES                         |                           | 1969 PROPERTY TAX                          |                   |
|--|---------------------------|---------------------------------------|---------------------------|--|-------------------|
| <b>GENERAL GOVERNMENT</b>              |                           | 1969 — Property Taxes Collected       |                           | <b>STATE EQUALIZED TAX RATE</b>            |                   |
| Governing Body & Public Boards         |                           |                                       | 2,344,995.51              | Local District School Taxes                | 2.44 1,692,584.50 |
| Municipal Clerk                        |                           | 1969 Payments in Lieu of Taxes        | 9,337.36                  | Regional & Consolidated School Tax         |                   |
| Financial Administration               | 34,859.36                 | Delinquent Tax & Lien Collections     | 36,865.66                 | School Taxes in Municipal Budget           |                   |
| Assessment of Taxes                    | 9,075.00                  | Business Personalty Replacement Taxes | 28,930.00                 | County Taxes                               | .39 268,643.94    |
| Collection of Taxes                    | 13,500.00                 | Taxes from Public Utilities           | 113,197.52                | County Library Taxes                       |                   |
| Planning, Housing & Development        | 11,615.00                 | Other Miscellaneous Tax Revenues      |                           | Local Municipal Purpose Taxes              | .60 416,888.18    |
| Human Resources                        |                           | State Aid Revenues                    | 46,716.38                 | Veteran & Senior Citizen Taxes             | .08 55,580.00     |
| Elections                              | 2,570.00                  | Federal Aid Revenues                  | 14,627.00                 | Total Taxes for Rate Computation           | 3.51 2,433,696.62 |
| General Administration (other)         | 49,665.00                 | Sale of Acquired Property             |                           | Special District Taxes                     |                   |
| <b>JUDICIARY</b>                       |                           | Other Miscellaneous Revenues          | 99,785.86                 | Bank Stock Taxes                           | 1,038.31          |
| Municipal Courts                       | 4,100.00                  | 1969 Revenues                         | 2,694,455.29              | Added and Omitted Taxes                    | 14,814.05         |
| <b>PUBLIC SAFETY</b>                   |                           | Prior Years Surplus Appropriated      | 165,000.00                | Total Taxes Levied - ABSTRACT              | 2,393,968.98      |
| Fire Protection                        | 38,926.00                 | <b>REVENUES</b>                       | <b>TOTAL</b> 2,859,455.29 | <b>TOTAL TAXES BILLED</b>                  | 2,395,546.91      |
| Police Protection                      | 174,237.55                |                                       |                           | 1969 TAXES COLLECTED                       | 2,344,995.51      |
| Civil Defense & Disaster Control       | 3,100.00                  |                                       |                           | 1969 Taxes Cancelled, Abated or Adjusted   | 405.89            |
| Environmental Inspection & Control     | 9,100.00                  |                                       |                           | Transfer to Tax Title Liens or Foreclosed  | 349.92            |
| Other Public Safety                    |                           |                                       |                           | Balance Outstanding Dec. 31, 1969          | 49,795.59         |
| <b>PUBLIC WORKS</b>                    |                           |                                       |                           | <b>PRIOR YEARS TAXES OUTSTANDING</b>       |                   |
| Streets and Drainage                   | 107,528.00                |                                       |                           | Balance January 1, 1969                    | 44,674.30         |
| Sewers and Sewage Processing           | 500.00                    |                                       |                           | Collected in 1969                          | 36,776.17         |
| Curbage and Trash Disposal             | 60,852.00                 |                                       |                           | Cancelled, Abated or Adjusted (1969)       |                   |
| Public Buildings and Grounds           | 22,883.00                 |                                       |                           | Transfers to Tax Title Liens or Foreclosed | 231.19            |
| Other Public Works                     |                           |                                       |                           | Balance December 31, 1969                  | 7,666.94          |
| <b>HEALTH and WELFARE</b>              |                           |                                       |                           | <b>TAX TITLE LIENS OUTSTANDING</b>         |                   |
| Health Services Except Environmental   | 12,727.42                 |                                       |                           | Balance January 1, 1969                    | 769.99            |
| Welfare-Public Assistance              | 1,134.00                  |                                       |                           | Transfers From Taxes                       | 619.95            |
| Hospitals, Clinics, First Aid          | 350.00                    |                                       |                           | Redeemed in 1969                           | 89.49             |
| Animal, Insect, & Rodent Control       |                           |                                       |                           | Cancelled, Abated or Adjusted (1969)       |                   |
| Other Welfare Services                 |                           |                                       |                           | Transfers to Foreclosed Property           |                   |
| <b>RECREATION and CONSERVATION</b>     |                           |                                       |                           | Balance December 31, 1969                  | 1,300.45          |
| Beaches and Boardwalks                 |                           |                                       |                           | <b>PROPERTY ACQUIRED BY DEED OR</b>        |                   |
| Parks, Playgrounds, Shade Trees        | 29,581.30                 |                                       |                           | <b>FORECLOSURE</b>                         |                   |
| Land Reclamation & Conservation        | 14,627.00                 |                                       |                           | Balance January 1, 1969                    | 5,600.00          |
| Other Recreational Services            | 10,980.00                 |                                       |                           | Transfers From Taxes or Liens              |                   |
| <b>EDUCATION (excluding schools)</b>   |                           |                                       |                           | Sale for Cash (1969)                       |                   |
| Libraries                              |                           |                                       |                           | Cancelled, Abated or Adjusted (1969)       |                   |
| Other Educational Services             |                           |                                       |                           | Balance December 31, 1969                  | 5,600.00          |
| <b>STATUTORY EXPENDITURES</b>          |                           |                                       |                           | <b>CURRENT FINANCES DECEMBER 31, 1969</b>  |                   |
| Pensions & F.I.C.A.                    | 33,866.12                 |                                       |                           | <b>ASSETS</b>                              |                   |
| Employee Fringe Benefits               | 10,000.00                 |                                       |                           | Cash Dec. 31, 1969                         | 1,065,681.12      |
| Other Statutory Expenditures           |                           |                                       |                           | Taxes Receivable                           | 57,462.53         |
| <b>MUNICIPAL FUNCTIONS</b>             |                           |                                       |                           | Tax Title Liens                            | 1,300.45          |
| <b>CAPITAL IMPROVEMENTS</b>            |                           |                                       |                           | Foreclosed Property                        | 5,600.00          |
| <b>DEBT SERVICE</b>                    |                           |                                       |                           | Emergencies & Other Deferred Charges       | 2,612.33          |
| Principal Payments                     | 23,000.00                 |                                       |                           | State Aid Receivable                       | 43,520.50         |
| Interest Payments                      | 5,895.00                  |                                       |                           | Other Receivables                          | 90,956.35         |
|  |                           |                                       |                           | Total                                      | 1,267,133.28      |
| <b>DEFERRED CHARGES</b>                |                           |                                       |                           | <b>LIABILITIES</b>                         |                   |
| SCHOOL, COUNTY, SPECIAL DISTRICT TAXES | 7,507.98                  |                                       |                           | Cash Liabilities                           | 886,236.45        |
| RESERVE FOR UNCOLLECTED TAXES          | 1,961,228.44              |                                       |                           | Reserves for Receivables                   | 155,319.33        |
|  | 83,235.09                 |                                       |                           | Surplus Dec. 31, 1969                      | 225,577.50        |
| <b>EXPENDITURES</b>                    | <b>TOTAL</b> 2,810,140.64 |                                       |                           | Total                                      | 1,267,133.28      |

0215  
Population 1960 26,057  
Population 1969 27,260  
  
Moody Rating A  
Land Area 4.90 Sq. Miles

ENGLEWOOD CITY - BERGEN COUNTY  
Net Valuation Taxable 235,518,232  
State Equalized Value 283,313,162  
Net Valuation on Which County Taxes are apportioned: 287,710,247  
State Equalization Ratio .8313  
  
General Tax Rate Per \$100. 4.20  
  
State Equalized General Tax Rate: 3.49

PER CAPITA:  
Gross Debt 362.49  
Net Debt 106.45  
Debt Service 29.16  
Total Tax Levy 361.24  
Municipal Expenditures 224.54  
  
PER CENT:  
Gross Debt 3.71  
Net Debt 1.09  
Tax Levy Collected 96.13  
Tax Levy Cancelled, Abated or Adjusted .46

| 1969 EXPENDITURES                             |               | 1969 REVENUES   |                           | 1969 PROPERTY TAX                               |              |
|---|---------------|---|---------------------------|---|--------------|
| <b>GENERAL GOVERNMENT</b>                     |               | <b>1969 — Property Taxes Collected</b>                    |                           | <b>STATE EQUALIZED TAX RATE</b>                 |              |
| Governing Body & Public Boards                |               | 1969 Payments in Lieu of Taxes                            | 9,470,346.38              | Local District School Taxes                     | 1.74         |
| Municipal Clerk                               | 54,864.00     | Delinquent Tax & Lien Collections                         | 14,768.02                 | Regional & Consolidated School Tax              |              |
| Financial Administration                      | 66,481.00     | Business Personalty Replacement Taxes                     | 244,805.94                | School Taxes in Municipal Budget                | .17          |
| Assessment of Taxes                           | 41,176.00     | Taxes from Public Utilities                               | 367,575.00                | County Taxes                                    | .42          |
| Collection of Taxes                           | 32,361.00     | Other Miscellaneous Tax Revenues                          | 506,650.53                | County Library Taxes                            |              |
| Planning, Housing & Development               | 95,505.00     | State Aid Revenues  | 1,421.42                  | Local Municipal Purpose Taxes                   | 1.12         |
| Human Resources                               |               | Federal Aid Revenues                                      | 180,663.15                | Veteran & Senior Citizen Taxes                  | .03          |
| Elections                                     |               | Sale of Acquired Property                                 | 400.00                    | Total Taxes for Rate Computation                | 3.48         |
| General Administration (other)                | 338,177.98    | Other Miscellaneous Revenues                              | 299,571.47                | Special District Taxes                          |              |
| <b>JUDICIARY</b>                              |               | 1969 Revenues   | 11,086,201.91             | Bank Stock Taxes                                | 26,564.83    |
| Municipal Courts                              | 39,227.00     | Prior Years Surplus Appropriated                          | 720,000.00                | Added and Omitted Taxes                         | 27,778.80    |
| <b>PUBLIC SAFETY</b>                          |               | <b>REVENUES</b>   | <b>TOTAL</b>              | Total Taxes Levied - ABSTRACT                   | 9,847,337.36 |
| Fire Protection                               | 647,648.00    |   | 11,806,201.91             | <b>TOTAL TAXES BILLED</b>                       | 9,851,729.38 |
| Police Protection                             | 908,869.57    | <b>1969 REAL PROPERTY VALUATIONS</b>                      |                           | <b>1969 TAXES COLLECTED</b>                     | 9,470,346.38 |
| Civil Defense & Disaster Control              | 4,315.00      | Code  | Class # of Parcels %VAL'N | 1969 Taxes Cancelled, Abated or Adjusted        | 45,212.80    |
| Environmental Inspection & Control            | 52,506.00     | 1   | Vacant Land 572 2.41      | Transfer to Tax Title Liens or Foreclosed       | 8,051.80     |
| Other Public Safety                           |               | 2   | Residential 4998 61.85    | Balance Outstanding Dec. 31, 1969               | 328,118.40   |
| <b>PUBLIC WORKS</b>                           |               | 3   | Farm                      |   |              |
| Streets and Drainage                          | 513,943.00    | 4a  | Commercial 389 13.52      | <b>PRIOR YEARS TAXES OUTSTANDING</b>            |              |
| Sewers and Sewage Processing                  |               | 4b  | Industrial 159 13.03      | Balance January 1, 1969                         | 284,895.34   |
| Garbage and Trash Disposal                    | 297,929.00    | 4c  | Apartments 76 9.19        | Collected in 1969                               | 243,682.72   |
| Public Buildings and Grounds                  | 189,632.33    | Total   | 6194 100.00               | Cancelled, Abated or Adjusted (1969)            | 30,908.22    |
| Other Public Works                            | 140,509.97    |   | 229,071,900.00            | Transfers to Tax Title Liens or Foreclosed      | 6,580.72     |
| <b>HEALTH and WELFARE</b>                     |               | <b>CAPITAL DEBT AUTHORIZED, DECEMBER 31, 1969</b>         |                           | Balance December 31, 1969                       | 3,723.68     |
| Health Services Except Environmental          | 99,338.00     | <b>ISSUED AND UNISSUED</b>                                |                           | <b>TAX TITLE LIENS OUTSTANDING</b>              |              |
| Welfare-Public Assistance                     | 22,684.00     | School  | 6,979,700                 | Balance January 1, 1969                         | 1,665.59     |
| Hospitals, Clinics, First Aid                 |               | Self-liquidating  | 27,000                    | Transfers From Taxes                            | 14,632.52    |
| Animal, Insect, & Rodent Control              | 7,330.00      | Other   | 2,874,833                 | Redeemed in 1969                                | 1,123.22     |
| Other Welfare Services                        |               | Total   | 9,881,533                 | Cancelled, Abated or Adjusted (1969)            |              |
| <b>RECREATION and CONSERVATION</b>            |               | <b>ISSUED AND OUTSTANDING</b>                             |                           | Transfers to Foreclosed Property                |              |
| Beaches and Boardwalks                        |               | School  | 6,369,000.00              | Balance December 31, 1969                       | 15,174.89    |
| Parks, Playgrounds, Shade Trees               | 157,857.00    | Self-Liquidating  | 27,000.00                 | <b>PROPERTY ACQUIRED BY DEED OR FORECLOSURE</b> |              |
| Land Reclamation & Conservation               |               | Other   | 2,137,553.30              | Balance January 1, 1969                         | 140,873.00   |
| Other Recreational Services                   | 122,086.00    | Total   | 8,533,553.30              | Transfers From Taxes or Liens                   |              |
| <b>EDUCATION (excluding schools)</b>          |               | <b>EQUALIZED VALUATION BASIS FOR NET DEBT COMPUTATION</b> |                           | Sale for Cash (1969)                            |              |
| Libraries                                     | 207,475.00    |   | 266,390,668.67            | Cancelled, Abated or Adjusted (1969)            |              |
| Other Educational Services                    |               | <b>1969 CAPITAL OUTLAY</b>                                |                           | Balance December 31, 1969                       | 140,873.00   |
| <b>STATUTORY EXPENDITURES</b>                 |               | <b>TOTAL</b>  |                           | <b>CURRENT FINANCES DECEMBER 31, 1969</b>       |              |
| Pensions & F.I.C.A.                           | 467,536.06    | Beaches and Boardwalks                                    |                           | <b>ASSETS</b>                                   |              |
| Employee Fringe Benefits                      | 90,613.42     | Parks and Playgrounds                                     |                           | Cash Dec. 31, 1969                              | 769,473.46   |
| Other Statutory Expenditures                  |               | Public Buildings and Grounds                              |                           | Taxes Receivable                                | 331,842.08   |
| <b>MUNICIPAL FUNCTIONS</b>                    | <b>TOTAL</b>  | Vehicular Equipment                                       |                           | Tax Title Liens                                 | 15,174.89    |
| <b>CAPITAL IMPROVEMENTS</b>                   | 4,598,064.33  | Streets, Roads, Sidewalks, Storm Sewers                   |                           | Foreclosed Property                             | 140,873.00   |
| <b>DEBT SERVICE</b>                           | 94,500.00     | Sewer System  |                           | Emergencies & Other Deferred Charges            | 137,194.13   |
| Principal Payments                            | 385,779.00    | Water Service   |                           | State Aid Receivable                            | 6,823.50     |
| Interest Payments                             | 409,021.03    | Other Utilities   |                           | Other Receivables                               | 268,902.02   |
| <b>TYPE I SCHL DEBT *MEMO</b>                 | 493,053.75    | Hospitals and Clinics                                     |                           | Total   | 1,670,283.08 |
| <b>DEFERRED CHARGES</b>                       | 72,449.66     | Garbage and Trash Disposal Facilities                     |                           | <b>LIABILITIES</b>                              |              |
| <b>SCHOOL, COUNTY, SPECIAL DISTRICT TAXES</b> | 6,608,714.14  | Health Equipment  |                           | Cash Liabilities                                | 599,647.08   |
| <b>RESERVE FOR UNCOLLECTED TAXES</b>          | 561,174.01    | Library and Education Facilities                          |                           | Reserves for Receivables                        | 756,791.99   |
|   |               | Conservation and Recreation                               |                           | Surplus Dec. 31, 1969                           | 313,844.01   |
| <b>EXPENDITURES</b>                           | <b>TOTAL</b>  | Other Expenditures  |                           | Total   | 1,670,283.08 |
|   | 12,729,702.17 |   |                           |   |              |

0216  
Population 1960 2,913  
Population 1969 5,240  
Moody Rating  
Land Area 1.80 Sq. Miles

ENGLEWOOD CLIFFS BORO - BERGEN COUNTY  
Net Valuation Taxable 150,926,780  
State Equalized Value 150,700,728  
Net Valuation on Which County Taxes  
are apportioned: 155,174,537  
State Equalization Ratio 1.0015  
General Tax Rate Per \$100. 1.64  
State Equalized  
General Tax Rate: 1.64

PER CAPITA:  
Gross Debt 430.50  
Net Debt 17.71  
Debt Service .38  
Total Tax Levy 468.02  
Municipal Expenditures 203.84

PER CENT:  
Gross Debt 1.63  
Net Debt .07  
Tax Levy Collected 95.84  
Tax Levy Cancelled, Abated  
or Adjusted 1.27

| 1969 EXPENDITURES                      |              | 1969 REVENUES                                      |                | 1969 PROPERTY TAX                          |                   |
|--|--------------|--|----------------|--|-------------------|
| GENERAL GOVERNMENT                     |              | 1969 — Property Taxes Collected                    |                | STATE EQUALIZED TAX RATE                   |                   |
| Governing Body & Public Boards         | 1,550.00     | 1969 Payments in Lieu of Taxes                     | 2,363,818.50   | Local District School Taxes                | 1.06 1,597,064.00 |
| Municipal Clerk                        |              | Delinquent Tax & Lien Collections                  | 7,917.40       | Regional & Consolidated School Tax         |                   |
| Financial Administration               | 24,440.89    | Business Personalty Replacement Taxes              | 79,137.32      | School Taxes in Municipal Budget           |                   |
| Assessment of Taxes                    | 23,885.00    | Taxes from Public Utilities                        | 195,486.25     | County Taxes                               | .42 632,328.78    |
| Collection of Taxes                    | 15,400.00    | Other Miscellaneous Tax Revenues                   | 133,450.27     | County Library Taxes                       |                   |
| Planning, Housing & Development        | 6,247.50     | State Aid Revenues                                 | 13,286.59      | Local Municipal Purpose Taxes              | .14 203,976.54    |
| Human Resources                        |              | Federal Aid Revenues                               |                | Veteran & Senior Citizen Taxes             | .02 28,050.00     |
| Elections                              |              | Sale of Acquired Property                          |                | Total Taxes for Rate Computation           | 1.64 2,461,419.32 |
| General Administration (other)         | 52,485.40    | Other Miscellaneous Revenues                       | 198,538.31     | Special District Taxes                     |                   |
| JUDICIARY                              |              | 1969 Revenues                                      | 2,991,634.64   | Bank Stock Taxes                           | 2,343.02          |
| Municipal Courts                       | 9,785.00     | Prior Years Surplus Appropriated                   | 300,000.00     | Added and Omitted Taxes                    | 16,700.12         |
| PUBLIC SAFETY                          |              | REVENUES   | 3,291,634.64   | Total Taxes Levied - ABSTRACT              | 2,452,412.46      |
| Fire Protection                        | 33,035.00    |  |                | TOTAL TAXES BILLED                         | 2,466,311.68      |
| Police Protection                      | 269,210.00   | 1969 REAL PROPERTY VALUATIONS                      |                | 1969 TAXES COLLECTED                       | 2,363,818.50      |
| Civil Defense & Disaster Control       | 300.00       | Code Class # of Parcels %VAL'N ASSESSED VALUATION  |                | 1969 Taxes Cancelled, Abated or Adjusted   | 31,341.64         |
| Environmental Inspection & Control     | 5,025.00     | 1 Vacant Land 291 8.20 12,295,300.00               |                | Transfer to Tax Title Liens or Foreclosed  | 244.36            |
| Other Public Safety                    |              | 2 Residential 1474 49.77 74,661,000.00             |                | Balance Outstanding Dec. 31, 1969          | 70,907.18         |
| PUBLIC WORKS                           |              | 3 Farm 4a Commercial 94 41.64 62,466,100.00        |                | PRIOR YEARS TAXES OUTSTANDING              |                   |
| Streets and Drainage                   | 137,200.00   | 4b Industrial 2 .17 258,200.00                     |                | Balance January 1, 1969                    | 79,141.61         |
| Sewers and Sewage Processing           | 88,650.98    | 4c Apartments 2 .21 319,400.00                     |                | Collected in 1969                          | 79,137.32         |
| Garbage and Trash Disposal             | 34,100.00    | Total 1863 99.99 150,000,000.00                    |                | Cancelled, Abated or Adjusted (1969)       | 4.29              |
| Public Buildings and Grounds           | 6,220.00     |  |                | Transfers to Tax Title Liens or Foreclosed |                   |
| Other Public Works                     |              |  |                | Balance December 31, 1969                  |                   |
| HEALTH and WELFARE                     |              | CAPITAL DEBT AUTHORIZED, DECEMBER 31, 1969         |                | TAX TITLE LIENS OUTSTANDING                |                   |
| Health Services Except Environmental   | 6,935.00     | ISSUED AND UNISSUED GROSS DEBT NET DEBT            |                | Balance January 1, 1969                    | 566.07            |
| Welfare-Public Assistance              | 240.00       | School 2,163,000                                   |                | Transfers From Taxes                       | 244.36            |
| Hospitals, Clinics, First Aid          | 2,000.00     | Self-liquidating 92,800                            | 92,788         | Redeemed in 1969                           |                   |
| Animal, Insect, & Rodent Control       |              | Other 2,255,800                                    | 92,788         | Cancelled, Abated or Adjusted (1969)       |                   |
| Other Welfare Services                 |              | Total  |                | Transfers to Foreclosed Property           |                   |
| RECREATION and CONSERVATION            |              | ISSUED AND OUTSTANDING                             |                | Balance December 31, 1969                  | 810.43            |
| Beaches and Boardwalks                 |              | School 2,163,000.00                                |                | PROPERTY ACQUIRED BY DEED OR               |                   |
| Parks, Playgrounds, Shade Trees        | 33,933.66    | Self-liquidating 1,600.00                          |                | FORECLOSURE                                |                   |
| Land Reclamation & Conservation        |              | Other 2,164,600.00                                 |                | Balance January 1, 1969                    | 24,628.00         |
| Other Recreational Services            |              | Total  |                | Transfers From Taxes or Liens              |                   |
| EDUCATION (excluding schools)          |              | EQUALIZED VALUATION BASIS FOR NET DEBT COMPUTATION | 138,599,667.00 | Sale for Cash (1969)                       |                   |
| Libraries                              | 34,400.00    | 1969 CAPITAL OUTLAY TOTAL                          | 181,933.30     | Cancelled, Abated or Adjusted (1969)       |                   |
| Other Educational Services             |              | Beaches and Boardwalks                             |                | Balance December 31, 1969                  | 24,628.00         |
| STATUTORY EXPENDITURES                 |              | Parks and Playgrounds                              | 55,121.00      | CURRENT FINANCES DECEMBER 31, 1969         |                   |
| Pensions & F.I.C.A.                    | 27,350.00    | Public Buildings and Grounds                       | 81,310.71      | ASSETS                                     |                   |
| Employee Fringe Benefits               | 8,100.00     | Vehicular Equipment                                | 43,323.48      | Cash Dec. 31, 1969                         | 374,697.40        |
| Other Statutory Expenditures           |              | Streets, Roads, Sidewalks, Storm Sewers            | 1,966.63       | Taxes Receivable                           | 70,907.18         |
| MUNICIPAL FUNCTIONS                    |              | Sewer System                                       |                | Tax Title Liens                            | 810.43            |
| CAPITAL IMPROVEMENTS                   | 50,000.00    | Water Service                                      |                | Foreclosed Property                        | 24,628.00         |
| DEBT SERVICE                           |              | Other Utilities                                    |                | Emergencies & Other Deferred Charges       | 71,709.62         |
| Principal Payments                     | 2,000.00     | Hospitals and Clinics                              |                | State Aid Receivable                       | 1,765.00          |
| Interest Payments                      |              | Garbage and Trash Disposal Facilities              |                | Other Receivables                          | 15,410.97         |
| DEFERRED CHARGES                       | 40,333.41    | Health Equipment                                   |                | Total                                      | 559,928.60        |
| SCHOOL, COUNTY, SPECIAL DISTRICT TAXES | 2,229,392.78 | Library and Education Facilities                   |                | LIABILITIES                                |                   |
| RESERVE FOR UNCOLLECTED TAXES          | 155,303.01   | Conservation and Recreation                        |                | Cash Liabilities                           | 100,079.39        |
| EXPENDITURES                           |              | Other Expenditures                                 | 211.48         | Reserves for Receivables                   | 111,756.58        |
| TOTAL                                  | 3,297,522.63 |  |                | Surplus Dec. 31, 1969                      | 348,092.63        |
|  |              |  |                | Total                                      | 559,928.60        |

1312  
Population 1960 1,143  
Population 1969 1,430  
  
Moody Rating  
Land Area .60 Sq. Miles

ENGLISHTOWN BORO - MONMOUTH COUNTY  
Net Valuation Taxable 3,706,722  
State Equalized Value 6,144,077  
Net Valuation on Which County Taxes are apportioned: 5,829,663  
State Equalization Ratio .6033  
General Tax Rate Per \$100. 6.13  
State Equalized General Tax Rate: 3.69

PER CAPITA:  
Gross Debt 419.67  
Net Debt 3.36  
Debt Service 1.24  
Total Tax Levy 157.88  
Municipal Expenditures 55.95

PER CENT:  
Gross Debt 11.59  
Net Debt .09  
Tax Levy Collected 91.21  
Tax Levy Cancelled, Abated or Adjusted

| 1969 EXPENDITURES                             |              | 1969 REVENUES   |                    | 1969 PROPERTY TAX                               |                 |
|---|--------------|---|--------------------|---|-----------------|
| <b>GENERAL GOVERNMENT</b>                     |              | 1969 — Property Taxes Collected                           |                    | <b>STATE EQUALIZED TAX RATE</b>                 |                 |
| Governing Body & Public Boards                |              | 1969 Payments in Lieu of Taxes                            | 205,929.17         | Local District School Taxes                     | 1.48 90,858.54  |
| Municipal Clerk                               |              | Delinquent Tax & Lien Collections                         | 15,532.59          | Regional & Consolidated School Tax              | 1.29 79,161.50  |
| Financial Administration                      | 5,500.00     | Business Personalty Replacement Taxes                     | 11,917.00          | School Taxes in Municipal Budget                |                 |
| Assessment of Taxes                           | 4,150.00     | Taxes from Public Utilities                               | 11,558.03          | County Taxes                                    | .57 34,800.03   |
| Collection of Taxes                           | 1,450.00     | Other Miscellaneous Tax Revenues                          |                    | County Library Taxes                            | .02 1,302.09    |
| Planning, Housing & Development               | 100.00       | State Aid Revenues  | 5,192.83           | Local Municipal Purpose Taxes                   | .26 15,808.43   |
| Human Resources                               |              | Federal Aid Revenues                                      |                    | Veteran & Senior Citizen Taxes                  | .09 5,290.00    |
| Elections                                     | 350.00       | Sale of Acquired Property                                 |                    | Total Taxes for Rate Computation                | 3.71 227,220.59 |
| General Administration (other)                | 6,500.00     | Other Miscellaneous Revenues                              | 10,509.52          | Special District Taxes                          |                 |
| <b>JUDICIARY</b>                              |              | 1969 Revenues   | 260,639.14         | Bank Stock Taxes                                | 1,044.79        |
| Municipal Courts                              | 1,050.00     | Prior Years Surplus Appropriated                          | 16,000.00          | Added and Omitted Taxes                         | 2,798.29        |
| <b>PUBLIC SAFETY</b>                          |              | <b>REVENUES</b>   | <b>TOTAL</b>       | Total Taxes Levied - ABSTRACT                   | 225,773.67      |
| Fire Protection                               | 4,200.00     |   | 276,639.14         | <b>TOTAL TAXES BILLED</b>                       | 225,773.67      |
| Police Protection                             | 1,000.00     | <b>1969 REAL PROPERTY VALUATIONS</b>                      |                    | <b>1969 TAXES COLLECTED</b>                     | 205,929.17      |
| Civil Defense & Disaster Control              | 150.00       | Code Class # of Parcels %VAL'N                            | ASSESSED VALUATION | 1969 Taxes Cancelled, Abated or Adjusted        |                 |
| Environmental Inspection & Control            | 150.00       | 1 Vacant Land 38 1.78                                     | 60,965.00          | Transfer to Tax Title Liens or Foreclosed       | 560.89          |
| Other Public Safety                           |              | 2 Residential 238 67.57                                   | 2,313,672.00       | Balance Outstanding Dec. 31, 1969               | 19,283.61       |
| <b>PUBLIC WORKS</b>                           |              | 3 Farm  |                    | <b>PRIOR YEARS TAXES OUTSTANDING</b>            |                 |
| Streets and Drainage                          | 14,300.00    | 4a Commercial 30 24.22                                    | 829,350.00         | Balance January 1, 1969                         | 16,385.19       |
| Sewers and Sewage Processing                  |              | 4b Industrial 2 5.54                                      | 189,690.00         | Collected in 1969                               | 15,174.60       |
| Garbage and Trash Disposal                    | 9,000.00     | 4c Apartments 1 .90                                       | 30,680.00          | Cancelled, Abated or Adjusted (1969)            |                 |
| Public Buildings and Grounds                  | 4,350.00     | Total 309 100.01  | 3,424,357.00       | Transfers to Tax Title Liens or Foreclosed      |                 |
| Other Public Works                            |              | <b>CAPITAL DEBT AUTHORIZED, DECEMBER 31, 1969</b>         |                    | Balance December 31, 1969                       | 1,210.59        |
| <b>HEALTH and WELFARE</b>                     |              | <b>ISSUED AND UNISSUED</b>                                |                    | <b>TAX TITLE LIENS OUTSTANDING</b>              |                 |
| Health Services Except Environmental          | 1,000.00     | School  | 395,330            | Balance January 1, 1969                         | 2,508.75        |
| Welfare-Public Assistance                     | 400.00       | Self-liquidating  | 200,000            | Transfers From Taxes                            | 560.89          |
| Hospitals, Clinics, First Aid                 |              | Other   | 4,800              | Redeemed in 1969                                | 357.99          |
| Animal, Insect, & Rodent Control              |              | Total   | 600,130            | Cancelled, Abated or Adjusted (1969)            |                 |
| Other Welfare Services                        |              | <b>ISSUED AND OUTSTANDING</b>                             |                    | Transfers to Foreclosed Property                |                 |
| <b>RECREATION and CONSERVATION</b>            |              | School  | 269,276.69         | Balance December 31, 1969                       | 2,711.65        |
| Beaches and Boardwalks                        |              | Self-Liquidating  | 200,000.00         | <b>PROPERTY ACQUIRED BY DEED OR FORECLOSURE</b> |                 |
| Parks, Playgrounds, Shade Trees               | 100.00       | Other   | 4,800.00           | Balance January 1, 1969                         |                 |
| Land Reclamation & Conservation               |              | Total   | 474,076.69         | Transfers From Taxes or Liens                   |                 |
| Other Recreational Services                   | 300.00       | <b>EQUALIZED VALUATION BASIS FOR NET DEBT COMPUTATION</b> |                    | Sale for Cash (1969)                            |                 |
| <b>EDUCATION (excluding schools)</b>          |              | 5,179,435.33  |                    | Cancelled, Abated or Adjusted (1969)            |                 |
| Libraries                                     |              | <b>1969 CAPITAL OUTLAY</b>                                |                    | Balance December 31, 1969                       |                 |
| Other Educational Services                    |              | 500.00  |                    | <b>CURRENT FINANCES DECEMBER 31, 1969</b>       |                 |
| <b>STATUTORY EXPENDITURES</b>                 |              | <b>TOTAL</b>  |                    | <b>ASSETS</b>                                   |                 |
| Pensions & F.I.C.A.                           | 1,000.00     | Beaches and Boardwalks                                    |                    | Cash Dec. 31, 1969                              | 46,450.65       |
| Employee Fringe Benefits                      | 3,500.00     | Parks and Playgrounds                                     |                    | Taxes Receivable                                | 20,494.20       |
| Other Statutory Expenditures                  |              | Public Buildings and Grounds                              |                    | Tax Title Liens                                 | 2,711.65        |
| <b>MUNICIPAL FUNCTIONS</b>                    | <b>TOTAL</b> | Vehicular Equipment                                       |                    | Foreclosed Property                             |                 |
| <b>CAPITAL IMPROVEMENTS</b>                   | 58,550.00    | Streets, Roads, Sidewalks, Storm Sewers                   |                    | Emergencies & Other Deferred Charges            | 2,240.00        |
| <b>DEBT SERVICE</b>                           |              | Sewer System  |                    | State Aid Receivable                            | 10,079.00       |
| Principal Payments                            | 1,600.00     | Water Service   |                    | Other Receivables                               | 1,996.98        |
| Interest Payments                             | 176.00       | Other Utilities   |                    | Total   | 83,972.48       |
|   |              | Hospitals and Clinics                                     |                    | <b>LIABILITIES</b>                              |                 |
| <b>DEFERRED CHARGES</b>                       | 730.79       | Garbage and Trash Disposal Facilities                     |                    | Cash Liabilities                                | 23,562.59       |
| <b>SCHOOL, COUNTY, SPECIAL DISTRICT TAXES</b> | 206,122.16   | Health Equipment  |                    | Reserves for Receivables                        | 25,202.83       |
| <b>RESERVE FOR UNCOLLECTED TAXES</b>          | 17,956.26    | Library and Education Facilities                          |                    | Surplus Dec. 31, 1969                           | 35,207.06       |
|   |              | Conservation and Recreation                               |                    | Total   | 83,972.48       |
| <b>EXPENDITURES</b>                           | <b>TOTAL</b> | Other Expenditures  |                    |   |                 |
|   | 286,135.21   |   |                    |   |                 |

0706  
Population 1960 2,174  
Population 1969 2,470  
  
Moody Rating  
Land Area 1.30 Sq. Miles

# ESSEX FELLO BORO

Net Valuation Taxable 35,566,738  
State Equalized Value 38,174,023  
Net Valuation on Which County Taxes  
are apportioned: 35,800,662  
State Equalization Ratio .9317

# - ESSEX

# COUNTY

General Tax Rate Per \$100. 3.74  
  
State Equalized  
General Tax Rate: 3.48

# PER CAPITA:

Gross Debt 461.96  
Net Debt  
Debt Service  
Total Tax Levy 535.33  
Municipal Expenditures 195.88

# PER CENT:

Gross Debt 3.18  
Net Debt  
Tax Levy Collected 98.21  
Tax Levy Cancelled, Abated  
or Adjusted

| 1969 EXPENDITURES                             |                     | 1969 REVENUES                         |                           | 1969 PROPERTY TAX                          |                   |
|---|---------------------|---------------------------------------|---------------------------|--|-------------------|
| <b>GENERAL GOVERNMENT</b>                     |                     | 1969 — Property Taxes Collected       |                           | <b>STATE EQUALIZED TAX RATE</b>            |                   |
| Governing Body & Public Boards                |                     | 1969 Payments in Lieu of Taxes        | 1,300,332.84              | Local District School Taxes                | 1.00 381,302.00   |
| Municipal Clerk                               |                     | Delinquent Tax & Lien Collections     | 16,682.88                 | Regional & Consolidated School Tax         | .84 320,390.34    |
| Financial Administration                      | 18,605.80           | Business Personalty Replacement Taxes | 2,439.00                  | School Taxes in Municipal Budget           |                   |
| Assessment of Taxes                           | 3,810.07            | Taxes from Public Utilities           | 50,326.97                 | County Taxes                               | 1.07 406,805.73   |
| Collection of Taxes                           | 3,552.36            | Other Miscellaneous Tax Revenues      | 14,779.67                 | County Library Taxes                       |                   |
| Planning, Housing & Development               | 1,458.16            | State Aid Revenues                    |                           | Local Municipal Purpose Taxes              | .55 208,988.40    |
| Human Resources                               |                     | Federal Aid Revenues                  |                           | Veteran & Senior Citizen Taxes             | .03 10,900.00     |
| Elections                                     | 387.26              | Sale of Acquired Property             |                           | Total Taxes for Rate Computation           | 3.49 1,328,386.47 |
| General Administration (other)                | 18,735.02           | Other Miscellaneous Revenues          | 93,119.26                 | Special District Taxes                     |                   |
| <b>JUDICIARY</b>                              |                     | 1969 Revenues                         | 1,477,680.62              | Bank Stock Taxes                           |                   |
| Municipal Courts                              | 3,482.95            | Prior Years Surplus Appropriated      | 128,000.00                | Added and Omitted Taxes                    | 4,783.46          |
| <b>PUBLIC SAFETY</b>                          |                     | <b>REVENUES</b>                       | <b>TOTAL</b> 1,605,680.62 | Total Taxes Levied - ABSTRACT              | 1,322,269.93      |
| Fire Protection                               | 7,396.06            |                                       |                           | <b>TOTAL TAXES BILLED</b>                  | 1,324,029.46      |
| Police Protection                             | 122,095.68          |                                       |                           | <b>1969 TAXES COLLECTED</b>                | 1,300,332.84      |
| Civil Defense & Disaster Control              | 1.78                |                                       |                           | 1969 Taxes Cancelled, Abated or Adjusted   | 50.00             |
| Environmental Inspection & Control            | 1,399.00            |                                       |                           | Transfer to Tax Title Liens or Foreclosed  |                   |
| Other Public Safety                           |                     |                                       |                           | Balance Outstanding Dec. 31, 1969          | 23,646.62         |
| <b>PUBLIC WORKS</b>                           |                     |                                       |                           | <b>PRIOR YEARS TAXES OUTSTANDING</b>       |                   |
| Streets and Drainage                          | 79,872.05           |                                       |                           | Balance January 1, 1969                    | 16,682.88         |
| Sewers and Sewage Processing                  | 22,641.94           |                                       |                           | Collected in 1969                          | 16,682.88         |
| Garbage and Trash Disposal                    |                     |                                       |                           | Cancelled, Abated or Adjusted (1969)       |                   |
| Public Buildings and Grounds                  | 11,777.87           |                                       |                           | Transfers to Tax Title Liens or Foreclosed |                   |
| Other Public Works                            |                     |                                       |                           | Balance December 31, 1969                  |                   |
| <b>HEALTH and WELFARE</b>                     |                     |                                       |                           | <b>TAX TITLE LIENS OUTSTANDING</b>         |                   |
| Health Services Except Environmental          | 5,803.11            |                                       |                           | Balance January 1, 1969                    |                   |
| Welfare-Public Assistance                     | 3,300.00            |                                       |                           | Transfers From Taxes                       |                   |
| Hospitals, Clinics, First Aid                 |                     |                                       |                           | Redeemed in 1969                           |                   |
| Animal, Insect, & Rodent Control              |                     |                                       |                           | Cancelled, Abated or Adjusted (1969)       |                   |
| Other Welfare Services                        |                     |                                       |                           | Transfers to Foreclosed Property           |                   |
| <b>RECREATION and CONSERVATION</b>            |                     |                                       |                           | Balance December 31, 1969                  |                   |
| Beaches and Boardwalks                        |                     |                                       |                           | <b>PROPERTY ACQUIRED BY DEED OR</b>        |                   |
| Parks, Playgrounds, Shade Trees               |                     |                                       |                           | <b>FORECLOSURE</b>                         |                   |
| Land Reclamation & Conservation               |                     |                                       |                           | Balance January 1, 1969                    | 3,900.00          |
| Other Recreational Services                   |                     |                                       |                           | Transfers From Taxes or Liens              |                   |
| <b>EDUCATION (excluding schools)</b>          |                     |                                       |                           | Sale for Cash (1969)                       |                   |
| Libraries                                     |                     |                                       |                           | Cancelled, Abated or Adjusted (1969)       |                   |
| Other Educational Services                    |                     |                                       |                           | Balance December 31, 1969                  | 3,900.00          |
| <b>STATUTORY EXPENDITURES</b>                 |                     |                                       |                           | <b>CURRENT FINANCES DECEMBER 31, 1969</b>  |                   |
| Pensions & F.I.C.A.                           | 25,706.06           |                                       |                           | <b>ASSETS</b>                              |                   |
| Employee Fringe Benefits                      |                     |                                       |                           | Cash Dec. 31, 1969                         | 584,586.60        |
| Other Statutory Expenditures                  |                     |                                       |                           | Taxes Receivable                           | 23,646.62         |
| <b>MUNICIPAL FUNCTIONS</b>                    |                     |                                       |                           | Tax Title Liens                            |                   |
| <b>CAPITAL IMPROVEMENTS</b>                   |                     |                                       |                           | Foreclosed Property                        | 3,900.00          |
| <b>DEBT SERVICE</b>                           |                     |                                       |                           | Emergencies & Other Deferred Charges       |                   |
| Principal Payments                            |                     |                                       |                           | State Aid Receivable                       | 22,467.57         |
| Interest Payments                             |                     |                                       |                           | Other Receivables                          | 9,605.15          |
| <b>DEFERRED CHARGES</b>                       |                     |                                       |                           | Total                                      | 644,205.94        |
| <b>SCHOOL, COUNTY, SPECIAL DISTRICT TAXES</b> |                     |                                       |                           | <b>LIABILITIES</b>                         |                   |
| <b>RESERVE FOR UNCOLLECTED TAXES</b>          |                     |                                       |                           | Cash Liabilities                           | 416,557.05        |
|   |                     |                                       |                           | Reserves for Receivables                   | 37,151.77         |
|   |                     |                                       |                           | Surplus Dec. 31, 1969                      | 190,497.12        |
| <b>EXPENDITURES</b>                           |                     |                                       |                           | Total                                      | 644,205.94        |
| <b>TOTAL</b>                                  | <b>1,592,315.79</b> |                                       |                           |  |                   |

0109

## ESTELL MANGR CITY - ATLANTIC COUNTY

Population 1960 496  
Population 1969 590

Net Valuation Taxable 3,277,430

State Equalized Value 5,648,793

Net Valuation on Which County Taxes

are apportioned: 7,149,042

State Equalization Ratio .5802

General Tax Rate Per \$100.

4.87

Moody Rating  
Land Area 53.12 Sq. Miles

State Equalized

General Tax Rate:

2.82

PER CAPITA:

Gross Debt

Net Debt

Debt Service

Total Tax Levy

Municipal Expenditures

264.41

133.42

PER CENT:

Gross Debt

Net Debt

Tax Levy Collected 71.59

Tax Levy Cancelled, Abated

or Adjusted

| 1969 EXPENDITURES                      |            | 1969 REVENUES                         |            | 1969 PROPERTY TAX                          |                 |
|--|------------|---------------------------------------|------------|--|-----------------|
| GENERAL GOVERNMENT                     |            | 1969 — Property Taxes Collected       |            | STATE EQUALIZED TAX RATE                   |                 |
| Governing Body & Public Boards         |            |                                       | 111,677.38 |  |                 |
| Municipal Clerk                        | 2,350.00   | 1969 Payments in Lieu of Taxes        |            | Local District School Taxes                | 1.66 93,648.00  |
| Financial Administration               | 2,000.00   | Delinquent Tax & Lien Collections     | 28,425.06  | Regional & Consolidated School Tax         |                 |
| Assessment of Taxes                    | 2,900.00   | Business Personalty Replacement Taxes | 2,663.00   | School Taxes in Municipal Budget           |                 |
| Collection of Taxes                    | 450.00     | Taxes from Public Utilities           | 23,829.99  | County Taxes                               | 1.08 61,042.72  |
| Planning, Housing & Development        |            | Other Miscellaneous Tax Revenues      | 6,823.79   | County Library Taxes                       | .01 486.44      |
| Human Resources                        |            | State Aid Revenues                    |            | Local Municipal Purpose Taxes              |                 |
| Elections                              |            | Federal Aid Revenues                  |            | Veteran & Senior Citizen Taxes             | .08 4,330.00    |
| General Administration (other)         | 5,650.00   | Sale of Acquired Property             | 424.20     | Total Taxes for Rate Computation           | 2.83 159,588.67 |
| JUDICIARY                              |            | Other Miscellaneous Revenues          | 7,942.53   | Special District Taxes                     |                 |
| Municipal Courts                       | 965.00     | 1969 Revenues                         | 181,785.95 | Bank Stock Taxes                           |                 |
| PUBLIC SAFETY                          |            | Prior Years Surplus Appropriated      | 28,000.00  | Added and Omitted Taxes                    | 740.34          |
| Fire Protection                        | 2,400.00   | REVENUES                              | 209,785.95 | Total Taxes Levied - ABSTRACT              | 155,999.01      |
| Police Protection                      | 400.00     |                                       |            | TOTAL TAXES BILLED                         | 155,999.01      |
| Civil Defense & Disaster Control       | 300.00     |                                       |            | 1969 TAXES COLLECTED                       | 111,677.38      |
| Environmental Inspection & Control     | 350.00     |                                       |            | 1969 Taxes Cancelled, Abated or Adjusted   |                 |
| Other Public Safety                    |            |                                       |            | Transfer to Tax Title Liens or Foreclosed  |                 |
| PUBLIC WORKS                           |            |                                       |            | Balance Outstanding Dec. 31, 1969          | 44,321.63       |
| Streets and Drainage                   | 5,280.00   |                                       |            | PRIOR YEARS TAXES OUTSTANDING              |                 |
| Sewers and Sewage Processing           |            |                                       |            | Balance January 1, 1969                    | 30,107.35       |
| Garbage and Trash Disposal             | 1,402.50   |                                       |            | Collected in 1969                          | 28,248.01       |
| Public Buildings and Grounds           | 2,006.00   |                                       |            | Cancelled, Abated or Adjusted (1969)       |                 |
| Other Public Works                     |            |                                       |            | Transfers to Tax Title Liens or Foreclosed |                 |
| HEALTH and WELFARE                     |            |                                       |            | Balance December 31, 1969                  | 1,859.34        |
| Health Services Except Environmental   | 150.00     |                                       |            | TAX TITLE LIENS OUTSTANDING                |                 |
| Welfare-Public Assistance              | 825.00     |                                       |            | Balance January 1, 1969                    | 21,499.53       |
| Hospitals, Clinics, First Aid          |            |                                       |            | Transfers From Taxes                       |                 |
| Animal, Insect, & Rodent Control       | 142.00     |                                       |            | Redeemed in 1969                           | 177.05          |
| Other Welfare Services                 |            |                                       |            | Cancelled, Abated or Adjusted (1969)       |                 |
| RECREATION and CONSERVATION            |            |                                       |            | Transfers to Foreclosed Property:          |                 |
| Beaches and Boardwalks                 |            |                                       |            | Balance December 31, 1969                  | 21,322.48       |
| Parks, Playgrounds, Shade Trees        |            |                                       |            | PROPERTY ACQUIRED BY DEED OR               |                 |
| Land Reclamation & Conservation        |            |                                       |            | FORECLOSURE                                |                 |
| Other Recreational Services            | 100.00     |                                       |            | Balance January 1, 1969                    | 4,225.00        |
| EDUCATION (excluding schools)          |            |                                       |            | Transfers From Taxes or Liens              |                 |
| Libraries                              |            |                                       |            | Sale for Cash (1969)                       |                 |
| Other Educational Services             |            |                                       |            | Cancelled, Abated or Adjusted (1969)       |                 |
| STATUTORY EXPENDITURES                 |            |                                       |            | Balance December 31, 1969                  | 4,225.00        |
| Pensions & F.I.C.A.                    | 632.00     |                                       |            | CURRENT FINANCES DECEMBER 31, 1969         |                 |
| Employee Fringe Benefits               | 600.00     |                                       |            | ASSETS                                     |                 |
| Other Statutory Expenditures           |            |                                       |            | Cash Dec. 31, 1969                         | 53,865.68       |
| MUNICIPAL FUNCTIONS                    |            |                                       |            | Taxes Receivable                           | 46,180.97       |
| CAPITAL IMPROVEMENTS                   |            |                                       |            | Tax Title Liens                            | 21,322.48       |
| DEBT SERVICE                           |            |                                       |            | Foreclosed Property                        | 4,225.00        |
| Principal Payments                     |            |                                       |            | Emergencies & Other Deferred Charges       | 8,560.00        |
| Interest Payments                      |            |                                       |            | State Aid Receivable                       | 2,626.84        |
| DEFERRED CHARGES                       |            |                                       |            | Other Receivables                          |                 |
| SCHOOL, COUNTY, SPECIAL DISTRICT TAXES |            |                                       |            | Total                                      | 136,780.97      |
| RESERVE FOR UNCOLLECTED TAXES          |            |                                       |            | LIABILITIES                                |                 |
| EXPENDITURES                           |            |                                       |            | Cash Liabilities                           | 35,553.20       |
| TOTAL                                  | 233,895.66 |                                       |            | Reserves for Receivables                   | 71,728.45       |
|  |            |                                       |            | Surplus Dec. 31, 1969                      | 29,499.32       |
|  |            |                                       |            | Total                                      | 136,780.97      |

0313  
Population 1960 4,548  
Population 1969 10,100  
Moody Rating  
Land Area 29.65 Sq. Miles

EVESHAM TWP  
Net Valuation Taxable 57,150,452  
State Equalized Value 66,624,448  
Net Valuation on Which County Taxes  
are apportioned: 66,991,444  
State Equalization Ratio .8578  
- BURLINGTON COUNTY  
General Tax Rate Per \$100. 3.42  
State Equalized  
General Tax Rate: 2.93

PER CAPITA:  
Gross Debt 366.64  
Net Debt 31.53  
Debt Service 1.50  
Total Tax Levy 206.65  
Municipal Expenditures 77.12

PER CENT:  
Gross Debt 6.34  
Net Debt .55  
Tax Levy Collected 95.17  
Tax Levy Cancelled, Abated  
or Adjusted

| 1969 EXPENDITURES                      |              | 1969 REVENUES                                     |  | 1969 PROPERTY TAX                          |            |
|--|--------------|---|--|--|------------|
| GENERAL GOVERNMENT                     |              | 1969 — Property Taxes Collected                   |  | STATE EQUALIZED TAX RATE                   |            |
| Governing Body & Public Boards         | 3,250.00     | 1969 Payments in Lieu of Taxes                    |  | Local District School Taxes                | 1.31       |
| Municipal Clerk                        | 8,744.60     | Delinquent Tax & Lien Collections                 |  | Regional & Consolidated School Tax         | .71        |
| Financial Administration               | 30,775.00    | Business Personalty Replacement Taxes             |  | School Taxes in Municipal Budget           |            |
| Assessment of Taxes                    | 8,175.00     | Taxes from Public Utilities                       |  | County Taxes                               | .58        |
| Collection of Taxes                    | 14,082.44    | Other Miscellaneous Tax Revenues                  |  | County Library Taxes                       | .03        |
| Planning, Housing & Development        | 6,105.76     | State Aid Revenues                                |  | Local Municipal Purpose Taxes              | .23        |
| Human Resources                        |              | Federal Aid Revenues                              |  | Veteran & Senior Citizen Taxes             | .08        |
| Elections                              | 4,279.00     | Sale of Acquired Property                         |  | Total Taxes for Rate Computation           | 2.94       |
| General Administration (other)         | 33,542.90    | Other Miscellaneous Revenues                      |  | Special District Taxes                     |            |
| JUDICIARY                              |              | 1969 Revenues                                     |  | Bank Stock Taxes                           |            |
| Municipal Courts                       | 9,600.00     | Prior Years Surplus Appropriated                  |  | Added and Omitted Taxes                    |            |
| PUBLIC SAFETY                          |              | REVENUES  |  | Total Taxes Levied - ABSTRACT              |            |
| Fire Protection                        |              | TOTAL   |  | TOTAL TAXES BILLED                         |            |
| Police Protection                      | 144,800.00   | 1969 REAL PROPERTY VALUATIONS                     |  | 1969 TAXES COLLECTED                       |            |
| Civil Defense & Disaster Control       | 200.00       | Code Class # of Parcels %VAL'N ASSESSED VALUATION |  | 1969 Taxes Cancelled, Abated or Adjusted   |            |
| Environmental Inspection & Control     | 10,250.00    | 1 Vacant Land 1141 7.75 4,325,300.00              |  | Transfer to Tax Title Liens or Foreclosed  |            |
| Other Public Safety                    |              | 2 Residential 2612 68.82 38,430,000.00            |  | Balance Outstanding Dec. 31, 1969          | 100,904.76 |
| PUBLIC WORKS                           |              | 3 Farm 307 7.91 4,416,850.00                      |  | PRIOR YEARS TAXES OUTSTANDING              |            |
| Streets and Drainage                   | 104,040.00   | 4a Commercial 97 9.20 5,134,650.00                |  | Balance January 1, 1969                    | 98,742.42  |
| Sewers and Sewage Processing           |              | 4b Industrial 1 .03 16,800.00                     |  | Collected in 1969                          | 94,342.63  |
| Garbage and Trash Disposal             | 69,950.00    | 4c Apartments 6 6.30 3,517,150.00                 |  | Cancelled, Abated or Adjusted (1969)       |            |
| Public Buildings and Grounds           | 7,522.90     | Total 4164 100.01 55,840,750.00                   |  | Transfers to Tax Title Liens or Foreclosed |            |
| Other Public Works                     |              | CAPITAL DEBT AUTHORIZED, DECEMBER 31, 1969        |  | Balance December 31, 1969                  | 4,399.79   |
| HEALTH and WELFARE                     |              | ISSUED AND UNISSUED GROSS DEBT NET DEBT           |  | TAX TITLE LIENS OUTSTANDING                |            |
| Health Services Except Environmental   | 4,178.81     | School 3,365,598                                  |  | Balance January 1, 1969                    | 56,167.65  |
| Welfare-Public Assistance              | 2,425.00     | Self-liquidating 337,495 318,495                  |  | Transfers From Taxes                       |            |
| Hospitals, Clinics, First Aid          |              | Other 3,703,093 318,495                           |  | Redeemed in 1969                           | 26,526.84  |
| Animal, Insect, & Rodent Control       |              | Total   |  | Cancelled, Abated or Adjusted (1969)       |            |
| Other Welfare Services                 |              | ISSUED AND OUTSTANDING                            |  | Transfers to Foreclosed Property           |            |
| RECREATION and CONSERVATION            |              | School 2,770,866.95                               |  | Balance December 31, 1969                  | 29,640.81  |
| Beaches and Boardwalks                 |              | Self-Liquidating 186,895.00                       |  | PROPERTY ACQUIRED BY DEED OR               |            |
| Parks, Playgrounds, Shade Trees        | 5,039.20     | Other 2,957,761.95                                |  | FORECLOSURE                                |            |
| Land Reclamation & Conservation        |              | Total   |  | Balance January 1, 1969                    | 20,882.05  |
| Other Recreational Services            | 9,235.80     | EQUALIZED VALUATION BASIS                         |  | Transfers From Taxes or Liens              |            |
| EDUCATION (excluding schools)          |              | FOR NET DEBT COMPUTATION                          |  | Sale for Cash (1969)                       |            |
| Libraries                              | 13,500.00    | TOTAL   |  | Cancelled, Abated or Adjusted (1969)       |            |
| Other Educational Services             |              | 1969 CAPITAL OUTLAY                               |  | Balance December 31, 1969                  | 20,882.05  |
| STATUTORY EXPENDITURES                 |              | Beaches and Boardwalks                            |  | CURRENT FINANCES DECEMBER 31, 1969         |            |
| Pensions & F.I.C.A.                    | 19,025.00    | Parks and Playgrounds                             |  | ASSETS                                     |            |
| Employee Fringe Benefits               |              | Public Buildings and Grounds                      |  | Cash Dec. 31, 1969                         | 702,194.12 |
| Other Statutory Expenditures           |              | Vehicular Equipment                               |  | Taxes Receivable                           | 105,304.55 |
| MUNICIPAL FUNCTIONS                    |              | Streets, Roads, Sidewalks, Storm Sewers           |  | Tax Title Liens                            | 29,640.81  |
| CAPITAL IMPROVEMENTS                   |              | Sewer System                                      |  | Foreclosed Property                        | 20,882.05  |
| DEBT SERVICE                           |              | Water Service                                     |  | Emergencies & Other Deferred Charges       | 1,182.81   |
| Principal Payments                     | 6,465.00     | Other Utilities                                   |  | State Aid Receivable                       | 81,882.30  |
| Interest Payments                      | 8,635.00     | Hospitals and Clinics                             |  | Other Receivables                          | 3,249.95   |
| DEFERRED CHARGES                       |              | Garbage and Trash Disposal Facilities             |  | Total                                      | 944,336.59 |
| SCHOOL, COUNTY, SPECIAL DISTRICT TAXES | 8,911.84     | Health Equipment                                  |  | LIABILITIES                                |            |
| RESERVE FOR UNCOLLECTED TAXES          | 1,800,744.31 | Library and Education Facilities                  |  | Cash Liabilities                           | 347,625.02 |
|  | 184,788.16   | Conservation and Recreation                       |  | Reserves for Receivables                   | 159,077.36 |
| EXPENDITURES                           |              | Other Expenditures                                |  | Surplus Dec. 31, 1969                      | 437,634.21 |
| TOTAL                                  | 2,579,665.72 | TOTAL   |  | Total                                      | 944,336.59 |



1102  
Population 1960 26,628  
Population 1969 34,790  
S & P Rating A  
Moody Rating A  
Land Area 15.13 Sq. Miles

EWING TWP - MERCER COUNTY  
Net Valuation Taxable 90,652,370  
State Equalized Value 225,559,517  
Net Valuation on Which County Taxes are apportioned: 257,870,334  
State Equalization Ratio .4019  
General Tax Rate Per \$100. 8.09  
State Equalized General Tax Rate: 3.25

PER CAPITA:  
Gross Debt 220.39  
Net Debt 83.68  
Debt Service 4.90  
Total Tax Levy 207.33  
Municipal Expenditures 106.40  
PER CENT:  
Gross Debt 3.66  
Net Debt 1.39  
Tax Levy Collected 96.06  
Tax Levy Cancelled, Abated or Adjusted .24

| 1969 EXPENDITURES                      |               | 1969 REVENUES                         |               | 1969 PROPERTY TAX                          |                   |
|--|---------------|---------------------------------------|---------------|--|-------------------|
| GENERAL GOVERNMENT                     |               | 1969 — Property Taxes Collected       |               | STATE EQUALIZED TAX RATE                   |                   |
| Governing Body & Public Boards         |               | 1969 Payments in Lieu of Taxes        | 6,926,541.59  | Local District School Taxes                | 1.97 4,445,930.25 |
| Municipal Clerk                        |               | Delinquent Tax & Lien Collections     | 388,962.52    | Regional & Consolidated School Tax         |                   |
| Financial Administration               | 68,310.07     | Business Personalty Replacement Taxes | 1,046,638.00  | School Taxes in Municipal Budget           |                   |
| Assessment of Taxes                    | 35,997.37     | Taxes from Public Utilities           | 479,704.58    | County Taxes                               | .96 2,171,915.39  |
| Collection of Taxes                    | 41,734.77     | Other Miscellaneous Tax Revenues      | 153,393.68    | County Library Taxes                       | .03 76,909.33     |
| Planning, Housing & Development        | 10,059.36     | State Aid Revenues                    | 151,459.99    | Local Municipal Purpose Taxes              | .20 442,637.95    |
| Human Resources                        | 3,000.00      | Federal Aid Revenues                  |               | Veteran & Senior Citizen Taxes             | .09 198,080.00    |
| Elections                              | 3,113.30      | Sale of Acquired Property             | 2,806.00      | Total Taxes for Rate Computation           | 3.25 7,335,472.92 |
| General Administration (other)         | 133,881.94    | Other Miscellaneous Revenues          | 856,548.51    | Special District Taxes                     |                   |
| JUDICIARY                              |               | 1969 Revenues                         | 10,006,054.87 | Bank Stock Taxes                           | 15,973.24         |
| Municipal Courts                       | 19,810.00     | Prior Years Surplus Appropriated      | 451,326.00    | Added and Omitted Taxes                    | 59,673.56         |
| PUBLIC SAFETY                          |               | REVENUES                              | 10,457,380.87 | Total Taxes Levied - ABSTRACT              | 7,213,039.72      |
| Fire Protection                        | 33,000.00     |                                       |               | TOTAL TAXES BILLED                         | 7,211,005.55      |
| Police Protection                      | 484,128.08    |                                       |               | 1969 TAXES COLLECTED                       | 6,926,541.59      |
| Civil Defense & Disaster Control       | 2,461.50      |                                       |               | 1969 Taxes Cancelled, Abated or Adjusted   | 17,582.97         |
| Environmental Inspection & Control     | 26,497.00     |                                       |               | Transfer to Tax Title Liens or Foreclosed  | 12,958.77         |
| Other Public Safety                    |               |                                       |               | Balance Outstanding Dec. 31, 1969          | 253,922.22        |
| PUBLIC WORKS                           |               |                                       |               |  |                   |
| Streets and Drainage                   | 500,639.66    |                                       |               | PRIOR YEARS TAXES OUTSTANDING              |                   |
| Sewers and Sewage Processing           | 771,331.19    |                                       |               | Balance January 1, 1969                    | 371,010.27        |
| Garbage and Trash Disposal             | 257,650.11    |                                       |               | Collected in 1969                          | 352,968.77        |
| Public Buildings and Grounds           | 31,429.42     |                                       |               | Cancelled, Abated or Adjusted (1969)       | 1,245.62          |
| Other Public Works                     |               |                                       |               | Transfers to Tax Title Liens or Foreclosed | 3,851.90          |
| HEALTH and WELFARE                     |               |                                       |               | Balance December 31, 1969                  | 12,943.98         |
| Health Services Except Environmental   | 49,789.97     |                                       |               | TAX TITLE LIENS OUTSTANDING                |                   |
| Welfare-Public Assistance              | 12,023.12     |                                       |               | Balance January 1, 1969                    | 58,289.96         |
| Hospitals, Clinics, First Aid          |               |                                       |               | Transfers From Taxes                       | 19,656.50         |
| Animal, Insect, & Rodent Control       | 7,200.00      |                                       |               | Redeemed in 1969                           | 35,993.75         |
| Other Welfare Services                 |               |                                       |               | Cancelled, Abated or Adjusted (1969)       |                   |
| RECREATION and CONSERVATION            |               |                                       |               | Transfers to Foreclosed Property           | 170.68            |
| Beaches and Boardwalks                 |               |                                       |               | Balance December 31, 1969                  | 41,782.03         |
| Parks, Playgrounds, Shade Trees        | 66,554.43     |                                       |               | PROPERTY ACQUIRED BY DEED OR               |                   |
| Land Reclamation & Conservation        |               |                                       |               | FORECLOSURE                                |                   |
| Other Recreational Services            | 1,626.25      |                                       |               | Balance January 1, 1969                    | 43,111.32         |
| EDUCATION (excluding schools)          |               |                                       |               | Transfers From Taxes or Liens              | 170.68            |
| Libraries                              |               |                                       |               | Sale for Cash (1969)                       | 2,451.00          |
| Other Educational Services             |               |                                       |               | Cancelled, Abated or Adjusted (1969)       | 399.00            |
| STATUTORY EXPENDITURES                 |               |                                       |               | Balance December 31, 1969                  | 40,432.00         |
| Pensions & F.I.C.A.                    | 142,469.39    |                                       |               | CURRENT FINANCES DECEMBER 31, 1969         |                   |
| Employee Fringe Benefits               | 46,205.45     |                                       |               | ASSETS                                     |                   |
| Other Statutory Expenditures           |               |                                       |               | Cash Dec. 31, 1969                         | 850,995.91        |
| MUNICIPAL FUNCTIONS                    |               |                                       |               | Taxes Receivable                           | 266,866.20        |
| CAPITAL IMPROVEMENTS                   |               |                                       |               | Tax Title Liens                            | 41,782.03         |
| DEBT SERVICE                           |               |                                       |               | Foreclosed Property                        | 40,432.00         |
| Principal Payments                     | 100,000.00    |                                       |               | Emergencies & Other Deferred Charges       | 35,078.50         |
| Interest Payments                      | 70,406.50     |                                       |               | State Aid Receivable                       | 69,733.51         |
| DEFERRED CHARGES                       |               |                                       |               | Other Receivables                          | 53,232.40         |
| SCHOOL, COUNTY, SPECIAL DISTRICT TAXES | 26,200.41     |                                       |               | Total                                      | 1,358,120.55      |
| RESERVE FOR UNCOLLECTED TAXES          | 6,694,754.97  |                                       |               | LIABILITIES                                |                   |
|  | 524,296.40    |                                       |               | Cash Liabilities                           | 149,979.08        |
| EXPENDITURES                           |               |                                       |               | Reserves for Receivables                   | 402,312.63        |
| TOTAL                                  | 10,396,270.66 |                                       |               | Surplus Dec. 31, 1969                      | 805,828.84        |
|  |               |                                       |               | Total                                      | 1,358,120.55      |

0707  
Population 1960 3,310  
Population 1969 6,630  
  
Moody Rating A  
Land Area 10.40 Sq. Miles

FAIRFIELD BORO - ESSEX COUNTY  
Net Valuation Taxable 90,839,300  
State Equalized Value 96,555,378 General Tax Rate Per \$100. 3.64  
Net Valuation on Which County Taxes are apportioned: 101,717,029 State Equalized  
State Equalization Ratio .9408 General Tax Rate: 3.42

PER CAPITA:  
Gross Debt 928.65  
Net Debt 185.57  
Debt Service 1.06  
Total Tax Levy 508.05  
Municipal Expenditures 165.15  
  
PER CENT:  
Gross Debt 7.03  
Net Debt 1.40  
Tax Levy Collected 95.86  
Tax Levy Cancelled, Abated or Adjusted .07

| 1969 EXPENDITURES                      |              | 1969 REVENUES                                |              | 1969 PROPERTY TAX                          |              |
|--|--------------|--|--------------|--|--------------|
| GENERAL GOVERNMENT                     |              | 1969 — Property Taxes Collected 3,237,037.73 |              | STATE EQUALIZED TAX RATE                   |              |
| Governing Body & Public Boards         |              | 1969 Payments in Lieu of Taxes               | 100,043.66   | Local District School Taxes                | 754,065.87   |
| Municipal Clerk                        |              | Delinquent Tax & Lien Collections            | 254,005.00   | Regional & Consolidated School Tax         | 1,072,117.74 |
| Financial Administration               | 39,600.00    | Business Personalty Replacement Taxes        | 124,075.82   | School Taxes in Municipal Budget           |              |
| Assessment of Taxes                    | 14,150.00    | Taxes from Public Utilities                  |              | County Taxes                               | 1,154,935.55 |
| Collection of Taxes                    | 30,100.00    | Other Miscellaneous Tax Revenues             |              | County Library Taxes                       |              |
| Planning, Housing & Development        | 13,876.00    | State Aid Revenues                           | 19,899.81    | Local Municipal Purpose Taxes              | 281,491.82   |
| Human Resources                        |              | Federal Aid Revenues                         | 4,000.00     | Veteran & Senior Citizen Taxes             | 36,240.00    |
| Elections                              | 800.00       | Sale of Acquired Property                    | 4,200.00     | Total Taxes for Rate Computation           | 3,298,850.98 |
| General Administration (other)         | 88,850.00    | Other Miscellaneous Revenues                 | 168,521.50   | Special District Taxes                     |              |
| JUDICIARY                              |              | 1969 Revenues                                | 3,911,783.52 | Bank Stock Taxes                           | 3,249.11     |
| Municipal Courts                       | 17,250.00    | Prior Years Surplus Appropriated             | 210,000.00   | Added and Omitted Taxes                    | 102,538.80   |
| PUBLIC SAFETY                          |              | REVENUES                                     | 4,121,783.52 | Total Taxes Levied - ABSTRACT              | 3,368,398.89 |
| Fire Protection                        | 16,000.00    |  |              | TOTAL TAXES BILLED                         | 3,376,878.43 |
| Police Protection                      | 235,500.00   |  |              | 1969 TAXES COLLECTED                       | 3,237,037.73 |
| Civil Defense & Disaster Control       | 2,000.00     |  |              | 1969 Taxes Cancelled, Abated or Adjusted   | 2,469.65     |
| Environmental Inspection & Control     | 21,000.00    |  |              | Transfer to Tax Title Liens or Foreclosed  | 27,878.31    |
| Other Public Safety                    |              |  |              | Balance Outstanding Dec. 31, 1969          | 109,492.74   |
| PUBLIC WORKS                           |              |  |              | PRIOR YEARS TAXES OUTSTANDING              |              |
| Streets and Drainage                   | 95,064.45    |  |              | Balance January 1, 1969                    | 109,032.02   |
| Sewers and Sewage Processing           |              |  |              | Collected in 1969                          | 94,581.58    |
| Garbage and Trash Disposal             |              |  |              | Cancelled, Abated or Adjusted (1969)       | 5,869.46     |
| Public Buildings and Grounds           | 28,500.00    |  |              | Transfers to Tax Title Liens or Foreclosed | 7,680.34     |
| Other Public Works                     |              |  |              | Balance December 31, 1969                  | 900.64       |
| HEALTH and WELFARE                     |              |  |              | TAX TITLE LIENS OUTSTANDING                |              |
| Health Services Except Environmental   | 15,075.00    |  |              | Balance January 1, 1969                    | 55,875.64    |
| Welfare-Public Assistance              | 4,500.00     |  |              | Transfers From Taxes                       | 32,174.61    |
| Hospitals, Clinics, First Aid          |              |  |              | Redeemed in 1969                           | 5,462.08     |
| Animal, Insect, & Rodent Control       | 3,000.00     |  |              | Cancelled, Abated or Adjusted (1969)       |              |
| Other Welfare Services                 |              |  |              | Transfers to Foreclosed Property           | 19,271.33    |
| RECREATION and CONSERVATION            |              |  |              | Balance December 31, 1969                  | 63,316.84    |
| Beaches and Boardwalks                 |              |  |              | PROPERTY ACQUIRED BY DEED OR               |              |
| Parks, Playgrounds, Shade Trees        | 25,000.00    |  |              | FORECLOSURE                                |              |
| Land Reclamation & Conservation        | 5,000.00     |  |              | Balance January 1, 1969                    | 143,638.00   |
| Other Recreational Services            | 800.00       |  |              | Transfers From Taxes or Liens              | 23,588.37    |
| EDUCATION (excluding schools)          |              |  |              | Sale for Cash (1969)                       |              |
| Libraries                              | 28,000.00    |  |              | Cancelled, Abated or Adjusted (1969)       | 22,402.37    |
| Other Educational Services             |              |  |              | Balance December 31, 1969                  | 144,824.00   |
| STATUTORY EXPENDITURES                 |              |  |              | CURRENT FINANCES DECEMBER 31, 1969         |              |
| Pensions & F.I.C.A.                    | 37,905.84    |  |              | ASSETS                                     |              |
| Employee Fringe Benefits               | 9,300.00     |  |              | Cash Dec. 31, 1969                         | 1,228,707.49 |
| Other Statutory Expenditures           |              |  |              | Taxes Receivable                           | 110,393.38   |
| MUNICIPAL FUNCTIONS                    |              |  |              | Tax Title Liens                            | 63,316.84    |
| CAPITAL IMPROVEMENTS                   | 30,000.00    |  |              | Foreclosed Property                        | 144,824.00   |
| DEBT SERVICE                           |              |  |              | Emergencies & Other Deferred Charges       |              |
| Principal Payments                     | 5,000.00     |  |              | State Aid Receivable                       | 5,254.40     |
| Interest Payments                      | 2,000.00     |  |              | Other Receivables                          | 20,164.81    |
| DEFERRED CHARGES                       | 63,442.05    |  |              | Total                                      | 1,572,660.92 |
| SCHOOL, COUNTY, SPECIAL DISTRICT TAXES | 2,981,119.16 |  |              | LIABILITIES                                |              |
| RESERVE FOR UNCOLLECTED TAXES          | 263,262.40   |  |              | Cash Liabilities                           | 891,118.26   |
| EXPENDITURES                           |              |  |              | Reserves for Receivables                   | 338,699.03   |
| TOTAL                                  | 4,076,094.90 |  |              | Surplus Dec. 31, 1969                      | 342,843.63   |
|  |              |  |              | Total                                      | 1,572,660.92 |

0605  
Population 1960 3,916  
Population 1969 4,730  
  
Moody Rating  
Land Area 43.00 Sq. Miles

FAIRFIELD TWP - CUMBERLAND COUNTY  
Net Valuation Taxable 4,813,429  
State Equalized Value 15,833,648  
Net Valuation on Which County Taxes are apportioned: 14,900,404  
State Equalization Ratio .3040  
General Tax Rate Per \$100. 9.38  
State Equalized General Tax Rate: 2.85

PER CAPITA:  
Gross Debt 13.05  
Net Debt 10.94  
Debt Service  
Total Tax Levy 93.20  
Municipal Expenditures 54.83

PER CENT:  
Gross Debt .34  
Net Debt .28  
Tax Levy Collected 73.96  
Tax Levy Cancelled, Abated or Adjusted .59

| 1969 EXPENDITURES                      |                   | 1969 REVENUES                         |                   | 1969 PROPERTY TAX                               |                 |
|--|-------------------|---------------------------------------|-------------------|---|-----------------|
| <b>GENERAL GOVERNMENT</b>              |                   | 1969 — Property Taxes Collected       |                   | <b>STATE EQUALIZED TAX RATE</b>                 |                 |
| Governing Body & Public Boards         |                   | 1969 Payments in Lieu of Taxes        | 326,045.35        | Local District School Taxes                     | 1.65 261,072.76 |
| Municipal Clerk                        |                   | Delinquent Tax & Lien Collections     | 81,687.53         | Regional & Consolidated School Tax              |                 |
| Financial Administration               | 11,500.00         | Business Personalty Replacement Taxes | 8,073.00          | School Taxes in Municipal Budget                |                 |
| Assessment of Taxes                    | 5,800.00          | Taxes from Public Utilities           | 47,144.60         | County Taxes                                    | 1.00 158,092.86 |
| Collection of Taxes                    | 4,866.37          | Other Miscellaneous Tax Revenues      |                   | County Library Taxes                            |                 |
| Planning, Housing & Development        | 4,150.00          | State Aid Revenues                    | 36,596.68         | Local Municipal Purpose Taxes                   | .08 12,996.12   |
| Human Resources                        |                   | Federal Aid Revenues                  |                   | Veteran & Senior Citizen Taxes                  | .12 18,900.00   |
| Elections                              | 800.00            | Sale of Acquired Property             |                   | Total Taxes for Rate Computation                | 2.85 451,061.74 |
| General Administration (other)         | 14,150.00         | Other Miscellaneous Revenues          | 53,707.99         | Special District Taxes                          |                 |
| <b>JUDICIARY</b>                       |                   | 1969 Revenues                         | 553,255.15        | Bank Stock Taxes                                |                 |
| Municipal Courts                       | 3,670.45          | Prior Years Surplus Appropriated      | 40,000.00         | Added and Omitted Taxes                         | 8,667.18        |
| <b>PUBLIC SAFETY</b>                   |                   | <b>REVENUES</b>                       | <b>593,255.15</b> | Total Taxes Levied - ABSTRACT                   | 440,828.92      |
| Fire Protection                        | 2,533.63          |                                       |                   | <b>TOTAL TAXES BILLED</b>                       | 440,828.92      |
| Police Protection                      | 4,763.70          |                                       |                   | 1969 TAXES COLLECTED                            | 326,045.35      |
| Civil Defense & Disaster Control       | 150.00            |                                       |                   | 1969 Taxes Cancelled, Abated or Adjusted        | 2,586.98        |
| Environmental Inspection & Control     | 1,400.00          |                                       |                   | Transfer to Tax Title Liens or Foreclosed       | 12,850.12       |
| Other Public Safety                    |                   |                                       |                   | Balance Outstanding Dec. 31, 1969               | 99,346.47       |
| <b>PUBLIC WORKS</b>                    |                   |                                       |                   | <b>PRIOR YEARS TAXES OUTSTANDING</b>            |                 |
| Streets and Drainage                   | 34,349.90         |                                       |                   | Balance January 1, 1969                         | 82,090.02       |
| Sewers and Sewage Processing           |                   |                                       |                   | Collected in 1969                               | 72,700.45       |
| Garbage and Trash Disposal             | 6,700.00          |                                       |                   | Cancelled, Abated or Adjusted (1969)            | 6,693.87        |
| Public Buildings and Grounds           | 1,426.82          |                                       |                   | Transfers to Tax Title Liens or Foreclosed      | 1,626.67        |
| Other Public Works                     |                   |                                       |                   | Balance December 31, 1969                       | 1,069.03        |
| <b>HEALTH and WELFARE</b>              |                   |                                       |                   | <b>TAX TITLE LIENS OUTSTANDING</b>              |                 |
| Health Services Except Environmental   | 5,750.00          |                                       |                   | Balance January 1, 1969                         | 31,882.44       |
| Welfare-Public Assistance              | 2,500.00          |                                       |                   | Transfers From Taxes                            | 14,688.45       |
| Hospitals, Clinics, First Aid          | 250.00            |                                       |                   | Redeemed in 1969                                | 8,987.08        |
| Animal, Insect, & Rodent Control       | 800.00            |                                       |                   | Cancelled, Abated or Adjusted (1969)            |                 |
| Other Welfare Services                 |                   |                                       |                   | Transfers to Foreclosed Property                |                 |
| <b>RECREATION and CONSERVATION</b>     |                   |                                       |                   | Balance December 31, 1969                       | 37,583.81       |
| Beaches and Boardwalks                 |                   |                                       |                   | <b>PROPERTY ACQUIRED BY DEED OR FORECLOSURE</b> |                 |
| Parks, Playgrounds, Shade Trees        |                   |                                       |                   | Balance January 1, 1969                         | 1,000.00        |
| Land Reclamation & Conservation        |                   |                                       |                   | Transfers From Taxes or Liens                   |                 |
| Other Recreational Services            |                   |                                       |                   | Sale for Cash (1969)                            |                 |
| <b>EDUCATION (excluding schools)</b>   |                   |                                       |                   | Cancelled, Abated or Adjusted (1969)            |                 |
| Libraries                              |                   |                                       |                   | Balance December 31, 1969                       | 1,000.00        |
| Other Educational Services             |                   |                                       |                   | <b>CURRENT FINANCES DECEMBER 31, 1969</b>       |                 |
| <b>STATUTORY EXPENDITURES</b>          |                   |                                       |                   | <b>ASSETS</b>                                   |                 |
| Pensions & F.I.C.A.                    | 1,500.00          |                                       |                   | Cash Dec. 31, 1969                              | 243,483.04      |
| Employee Fringe Benefits               |                   |                                       |                   | Taxes Receivable                                | 100,415.50      |
| Other Statutory Expenditures           |                   |                                       |                   | Tax Title Liens                                 | 37,583.81       |
| <b>MUNICIPAL FUNCTIONS</b>             |                   |                                       |                   | Foreclosed Property                             | 1,000.00        |
| <b>CAPITAL IMPROVEMENTS</b>            |                   |                                       |                   | Emergencies & Other Deferred Charges            | 6,892.78        |
| <b>DEBT SERVICE</b>                    |                   |                                       |                   | State Aid Receivable                            | 8,389.77        |
| Principal Payments                     |                   |                                       |                   | Other Receivables                               | 7,675.40        |
| Interest Payments                      |                   |                                       |                   | Total   | 405,440.30      |
| <b>DEFERRED CHARGES</b>                |                   |                                       |                   | <b>LIABILITIES</b>                              |                 |
| SCHOOL, COUNTY, SPECIAL DISTRICT TAXES | 11,279.50         |                                       |                   | Cash Liabilities                                | 72,561.56       |
| RESERVE FOR UNCOLLECTED TAXES          | 419,165.62        |                                       |                   | Reserves for Receivables                        | 146,674.71      |
|  | 116,254.99        |                                       |                   | Surplus Dec. 31, 1969                           | 186,204.03      |
| <b>EXPENDITURES</b>                    |                   |                                       |                   | Total   | 405,440.30      |
| <b>TOTAL</b>                           | <b>678,511.94</b> |                                       |                   |   |                 |

1313  
Population 1960 5,678  
Population 1969 6,220  
Moody Rating  
Land Area 1.60 Sq. Miles

FAIR HAVEN BORO - MONMOUTH COUNTY  
Net Valuation Taxable 34,314,874  
State Equalized Value 48,590,872 General Tax Rate Per \$100. 5.45  
Net Valuation on Which County Taxes  
are apportioned: 47,163,049 State Equalized  
State Equalization Ratio .7062 General Tax Rate: 3.84

PER CAPITA:  
Gross Debt 215.04  
Net Debt 18.38  
Debt Service .96  
Total Tax Levy 295.18  
Municipal Expenditures 79.82

PER CENT:  
Gross Debt 2.89  
Net Debt .25  
Tax Levy Collected 96.38  
Tax Levy Cancelled, Abated  
or Adjusted

| 1969 EXPENDITURES                      |              | 1969 REVENUES                                     |  | 1969 PROPERTY TAX                          |                   |
|--|--------------|---|--|--|-------------------|
| GENERAL GOVERNMENT                     |              | 1969 — Property Taxes Collected                   |  | STATE EQUALIZED TAX RATE                   |                   |
| Governing Body & Public Boards         |              | 1,769,603.38                                      |  | Local District School Taxes                | 1.40 682,084.33   |
| Municipal Clerk                        |              | 1969 Payments in Lieu of Taxes                    |  | Regional & Consolidated School Tax         | 1.26 612,706.02   |
| Financial Administration               | 4,184.24     | Delinquent Tax & Lien Collections                 |  | School Taxes in Municipal Budget           |                   |
| Assessment of Taxes                    | 6,525.00     | 59,536.36   |  | County Taxes                               | .58 281,854.95    |
| Collection of Taxes                    | 14,180.00    | Business Personalty Replacement Taxes             |  | County Library Taxes                       | .02 10,540.49     |
| Planning, Housing & Development        | 900.00       | Taxes from Public Utilities                       |  | Local Municipal Purpose Taxes              | .50 243,121.29    |
| Human Resources                        |              | Other Miscellaneous Tax Revenues                  |  | Veteran & Senior Citizen Taxes             | .08 38,910.00     |
| Elections                              |              | State Aid Revenues                                |  | Total Taxes for Rate Computation           | 3.84 1,869,217.08 |
| General Administration (other)         | 30,132.76    | Federal Aid Revenues                              |  | Special District Taxes                     |                   |
| JUDICIARY                              |              | Sale of Acquired Property                         |  | Bank Stock Taxes                           | 2,113.71          |
| Municipal Courts                       | 3,336.26     | Other Miscellaneous Revenues                      |  | Added and Omitted Taxes                    | 3,610.63          |
| PUBLIC SAFETY                          |              | 1969 Revenues                                     |  | Total Taxes Levied - ABSTRACT              | 1,836,031.42      |
| Fire Protection                        | 13,010.00    | Prior Years Surplus Appropriated                  |  | TOTAL TAXES BILLED                         | 1,836,031.42      |
| Police Protection                      | 116,834.24   | REVENUES  |  | 1969 TAXES COLLECTED                       | 1,769,603.38      |
| Civil Defense & Disaster Control       | 945.00       | TOTAL   |  | 1969 Taxes Cancelled, Abated or Adjusted   |                   |
| Environmental Inspection & Control     |              | 1969 REAL PROPERTY VALUATIONS                     |  | Transfer to Tax Title Liens or Foreclosed  |                   |
| Other Public Safety                    |              | Code Class # of Parcels %VAL'N ASSESSED VALUATION |  | Balance Outstanding Dec. 31, 1969          | 66,428.04         |
| PUBLIC WORKS                           |              | 1 1 Vacant Land 123 1.47 502,550.00               |  | PRIOR YEARS TAXES OUTSTANDING              |                   |
| Streets and Drainage                   | 57,845.94    | 2 2 Residential 1771 94.53 32,276,850.00          |  | Balance January 1, 1969                    | 56,867.42         |
| Sewers and Sewage Processing           |              | 3 3 Farm 1 1,363,850.00                           |  | Collected in 1969                          | 56,665.00         |
| Garbage and Trash Disposal             | 40,082.94    | 4a 4 Commercial 47 3.99                           |  | Cancelled, Abated or Adjusted (1969)       |                   |
| Public Buildings and Grounds           | 16,950.00    | 4b 4b Industrial                                  |  | Transfers to Tax Title Liens or Foreclosed |                   |
| Other Public Works                     |              | 4c 4c Apartments                                  |  | Balance December 31, 1969                  | 202.42            |
| HEALTH and WELFARE                     |              | Total 1941 99.99 34,143,250.00                    |  | TAX TITLE LIENS OUTSTANDING                |                   |
| Health Services Except Environmental   | 6,490.00     | CAPITAL DEBT AUTHORIZED, DECEMBER 31, 1969        |  | Balance January 1, 1969                    | 11,323.83         |
| Welfare-Public Assistance              | 2,550.00     | ISSUED AND UNISSUED GROSS DEBT NET DEBT           |  | Transfers From Taxes                       |                   |
| Hospitals, Clinics, First Aid          | 500.00       | School 1,223,191                                  |  | Redeemed in 1969                           | 2,871.36          |
| Animal, Insect, & Rodent Control       |              | Self-Liquidating 114,354                          |  | Cancelled, Abated or Adjusted (1969)       |                   |
| Other Welfare Services                 |              | Other 1,337,545                                   |  | Transfers to Foreclosed Property           |                   |
| RECREATION and CONSERVATION            |              | Total 1,223,191.24                                |  | Balance December 31, 1969                  | 8,452.47          |
| Beaches and Boardwalks                 | 200.00       | ISSUED AND OUTSTANDING                            |  | PROPERTY ACQUIRED BY DEED OR               |                   |
| Parks, Playgrounds, Shade Trees        | 2,000.00     | School 13,000.00                                  |  | FORECLOSURE                                |                   |
| Land Reclamation & Conservation        | 15,355.00    | Self-Liquidating                                  |  | Balance January 1, 1969                    | 4,600.00          |
| Other Recreational Services            |              | Other 1,236,191.24                                |  | Transfers From Taxes or Liens              |                   |
| EDUCATION (exclusing schools)          |              | Total 46,237,568.67                               |  | Sale for Cash (1969)                       |                   |
| Libraries                              | 8,285.00     | EQUALIZED VALUATION BASIS                         |  | Cancelled, Abated or Adjusted (1969)       |                   |
| Other Educational Services             |              | FOR NET DEBT COMPUTATION                          |  | Balance December 31, 1969                  | 4,600.00          |
| STATUTORY EXPENDITURES                 |              | 1969 CAPITAL OUTLAY                               |  | CURRENT FINANCES DECEMBER 31, 1969         |                   |
| Pensions & F.I.C.A.                    | 30,529.58    | TOTAL   |  | ASSETS                                     |                   |
| Employee Fringe Benefits               | 13,054.62    | Beaches and Boardwalks                            |  | Cash Dec. 31, 1969                         | 364,113.97        |
| Other Statutory Expenditures           |              | Parks and Playgrounds                             |  | Taxes Receivable                           | 66,630.46         |
| MUNICIPAL FUNCTIONS                    |              | Public Buildings and Grounds                      |  | Tax Title Liens                            | 8,452.47          |
| CAPITAL IMPROVEMENTS                   | 6,200.00     | Vehicular Equipment                               |  | Foreclosed Property                        | 4,600.00          |
| DEBT SERVICE                           |              | Streets, Roads, Sidewalks, Storm Sewers           |  | Emergencies & Other Deferred Charges       | 14,000.00         |
| Principal Payments                     | 6,000.00     | Sewer System                                      |  | State Aid Receivable                       | 12,625.00         |
| Interest Payments                      |              | Water Service                                     |  | Other Receivables                          | 48,562.03         |
| DEFERRED CHARGES                       | 9,020.42     | Other Utilities                                   |  | Total                                      | 518,983.93        |
| SCHOOL, COUNTY, SPECIAL DISTRICT TAXES | 1,587,185.79 | Hospitals and Clinics                             |  | LIABILITIES                                |                   |
| RESERVE FOR UNCOLLECTED TAXES          | 91,365.00    | Garbage and Trash Disposal Facilities             |  | Cash Liabilities                           | 303,925.93        |
| EXPENDITURES                           |              | Health Equipment                                  |  | Reserves for Receivables                   | 128,244.96        |
|  |              | Library and Education Facilities                  |  | Surplus Dec. 31, 1969                      | 86,813.04         |
|  |              | Conservation and Recreation                       |  | Total                                      | 518,983.93        |
|  |              | Other Expenditures                                |  |  |                   |
| TOTAL                                  | 2,083,661.79 |   |  |  |                   |

0217  
Population 1960 36,421  
Population 1969 39,360  
A  
Moody Rating A  
Land Area 5.30 Sq. Miles

# FAIR LAWN BORO

Net Valuation Taxable 270,549,316  
State Equalized Value 337,764,439  
Net Valuation on Which County Taxes are apportioned: 339,293,267  
State Equalization Ratio .8010

# - BERGEN

# COUNTY

General Tax Rate Per \$100. 3.70  
State Equalized General Tax Rate: 2.96

# PER CAPITA:

Gross Debt 173.55  
Net Debt 60.29  
Debt Service 4.72  
Total Tax Levy 250.46  
Municipal Expenditures 105.80

# PER CENT:

Gross Debt 2.14  
Net Debt .74  
Tax Levy Collected 98.56  
Tax Levy Cancelled, Abated or Adjusted .42

| 1969 EXPENDITURES                                |  | 1969 REVENUES                                    |  | 1969 PROPERTY TAX                          |               |
|--|--|--|--|--|---------------|
| <b>GENERAL GOVERNMENT</b>                        |  | 1969 — Property Taxes Collected 9,732,594.31     |  | <b>STATE EQUALIZED TAX RATE</b>            |               |
| Governing Body & Public Boards                   |  | 1969 Payments in Lieu of Taxes                   |  | Local District School Taxes 1.94           | 6,554,688.00  |
| Municipal Clerk                                  |  | Delinquent Tax & Lien Collections 98,972.03      |  | Regional & Consolidated School Tax         |               |
| Financial Administration 72,475.00               |  | Business Personalty Replacement Taxes 550,403.00 |  | School Taxes in Municipal Budget           |               |
| Assessment of Taxes 54,150.00                    |  | Taxes from Public Utilities 627,492.55           |  | County Taxes .41                           | 1,395,884.85  |
| Collection of Taxes 59,650.00                    |  | Other Miscellaneous Tax Revenues                 |  | County Library Taxes                       |               |
| Planning, Housing & Development 9,300.00         |  | State Aid Revenues 165,645.53                    |  | Local Municipal Purpose Taxes .53          | 1,803,686.03  |
| Human Resources                                  |  | Federal Aid Revenues                             |  | Veteran & Senior Citizen Taxes .07         | 249,810.00    |
| Elections  |  | Sale of Acquired Property                        |  | Total Taxes for Rate Computation 2.95      | 10,004,068.88 |
| General Administration (other) 182,365.00        |  | Other Miscellaneous Revenues 302,962.54          |  | Special District Taxes                     | 12,994.54     |
| <b>JUDICIARY</b>                                 |  | 1969 Revenues Total 11,478,069.96                |  | Bank Stock Taxes                           | 90,934.36     |
| Municipal Courts 28,050.00                       |  | Prior Years Surplus Appropriated 800,000.00      |  | Added and Omitted Taxes                    | 9,858,187.78  |
| <b>PUBLIC SAFETY</b>                             |  | <b>REVENUES TOTAL 12,278,069.96</b>              |  | Total Taxes Levied - ABSTRACT              | 9,874,762.28  |
| Fire Protection 80,750.00                        |  |  |  | <b>TOTAL TAXES BILLED</b>                  | 9,732,594.31  |
| Police Protection 544,900.00                     |  |  |  | 1969 TAXES COLLECTED                       | 41,118.52     |
| Civil Defense & Disaster Control 19,450.00       |  |  |  | 1969 Taxes Cancelled, Abated or Adjusted   | 4,365.19      |
| Environmental Inspection & Control 14,750.00     |  |  |  | Transfer to Tax Title Liens or Foreclosed  | 96,684.26     |
| Other Public Safety                              |  |  |  | Balance Outstanding Dec. 31, 1969          |               |
| <b>PUBLIC WORKS</b>                              |  |  |  | <b>PRIOR YEARS TAXES OUTSTANDING</b>       |               |
| Streets and Drainage 303,950.00                  |  |  |  | Balance January 1, 1969                    | 104,310.81    |
| Sewers and Sewage Processing 241,872.75          |  |  |  | Collected in 1969                          | 98,752.00     |
| Garbage and Trash Disposal 268,120.00            |  |  |  | Cancelled, Abated or Adjusted (1969)       | 137.26        |
| Public Buildings and Grounds 94,000.00           |  |  |  | Transfers to Tax Title Liens or Foreclosed | 2,161.12      |
| Other Public Works                               |  |  |  | Balance December 31, 1969                  | 3,260.43      |
| <b>HEALTH and WELFARE</b>                        |  |  |  | <b>TAX TITLE LIENS OUTSTANDING</b>         |               |
| Health Services Except Environmental 56,635.00   |  |  |  | Balance January 1, 1969                    | 3,929.22      |
| Welfare-Public Assistance 11,160.00              |  |  |  | Transfers From Taxes                       | 6,363.22      |
| Hospitals, Clinics, First Aid 6,150.00           |  |  |  | Redeemed in 1969                           | 220.03        |
| Animal, Insect, & Rodent Control                 |  |  |  | Cancelled, Abated or Adjusted (1969)       |               |
| Other Welfare Services                           |  |  |  | Transfers to Foreclosed Property           | 2,663.80      |
| <b>RECREATION and CONSERVATION</b>               |  |  |  | Balance December 31, 1969                  | 7,408.61      |
| Beaches and Boardwalks                           |  |  |  | <b>PROPERTY ACQUIRED BY DEED OR</b>        |               |
| Parks, Playgrounds, Shade Trees 156,335.00       |  |  |  | <b>FORECLOSURE</b>                         |               |
| Land Reclamation & Conservation                  |  |  |  | Balance January 1, 1969                    | 20,736.78     |
| Other Recreational Services 137,607.00           |  |  |  | Transfers From Taxes or Liens              | 5,198.22      |
| <b>EDUCATION (excluding schools)</b>             |  |  |  | Sale for Cash (1969)                       |               |
| Libraries 247,000.00                             |  |  |  | Cancelled, Abated or Adjusted (1969)       | 1,734.04      |
| Other Educational Services 350,000.00            |  |  |  | Balance December 31, 1969                  | 25,935.00     |
| <b>STATUTORY EXPENDITURES</b>                    |  |  |  | <b>CURRENT FINANCES DECEMBER 31, 1969</b>  |               |
| Pensions & F.I.C.A. 187,100.00                   |  |  |  | <b>ASSETS</b>                              |               |
| Employee Fringe Benefits 59,000.00               |  |  |  | Cash Dec. 31, 1969                         | 1,797,794.80  |
| Other Statutory Expenditures                     |  |  |  | Taxes Receivable                           | 99,944.69     |
| <b>MUNICIPAL FUNCTIONS</b>                       |  |  |  | Tax Title Liens                            | 7,408.61      |
| <b>CAPITAL IMPROVEMENTS</b>                      |  |  |  | Foreclosed Property                        | 25,935.00     |
| <b>DEBT SERVICE</b>                              |  |  |  | Emergencies & Other Deferred Charges       |               |
| Principal Payments 88,000.00                     |  |  |  | State Aid Receivable                       | 65,216.00     |
| Interest Payments 97,648.75                      |  |  |  | Other Receivables                          | 2,002.72      |
| <b>DEFERRED CHARGES</b>                          |  |  |  | Total                                      | 1,998,301.82  |
| SCHOOL, COUNTY, SPECIAL DISTRICT TAXES 15,294.64 |  |  |  | <b>LIABILITIES</b>                         |               |
| RESERVE FOR UNCOLLECTED TAXES 7,950,572.85       |  |  |  | Cash Liabilities                           | 723,472.18    |
|  |  |  |  | Reserves for Receivables                   | 135,291.02    |
|  |  |  |  | Surplus Dec. 31, 1969                      | 1,139,538.62  |
| <b>EXPENDITURES TOTAL 12,114,768.10</b>          |  |  |  | Total                                      | 1,998,301.82  |

0218  
Population 1960 9,399  
Population 1969 11,140  
  
Moody Rating  
Land Area .90 Sq. Miles

FAIRVIEW BORO  
Net Valuation Taxable 56,650,148  
State Equalized Value 81,970,985  
Net Valuation on Which County Taxes  
are apportioned: 84,690,831  
State Equalization Ratio .6911

- BERGEN COUNTY

General Tax Rate Per \$100. 2.91  
  
State Equalized  
General Tax Rate: 2.01

PER CAPITA:  
Gross Debt 4.85  
Net Debt 4.85  
Debt Service 1.37  
Total Tax Levy 143.80  
Municipal Expenditures 84.49

PER CENT:  
Gross Debt .07  
Net Debt .07  
Tax Levy Collected 97.76  
Tax Levy Cancelled, Abated  
or Adjusted .34

| 1969 EXPENDITURES                      |              | 1969 REVENUES                                     |               | 1969 PROPERTY TAX                          |                   |
|--|--------------|---|---------------|--|-------------------|
| GENERAL GOVERNMENT                     |              | 1969 — Property Taxes Collected                   |               | STATE EQUALIZED TAX RATE                   |                   |
| Governing Body & Public Boards         |              |   | 1,568,704.09  | Local District School Taxes                | .97 794,674.00    |
| Municipal Clerk                        |              | 1969 Payments in Lieu of Taxes                    |               | Regional & Consolidated School Tax         |                   |
| Financial Administration               | 27,501.00    | Delinquent Tax & Lien Collections                 | 38,267.36     | School Taxes in Municipal Budget           |                   |
| Assessment of Taxes                    | 9,515.00     | Business Personalty Replacement Taxes             | 155,380.00    | County Taxes                               | .43 348,606.79    |
| Collection of Taxes                    | 24,493.00    | Taxes from Public Utilities                       | 138,828.82    | County Library Taxes                       |                   |
| Planning, Housing & Development        | 3,180.00     | Other Miscellaneous Tax Revenues                  |               | Local Municipal Purpose Taxes              | .54 445,369.24    |
| Human Resources                        |              | State Aid Revenues                                | 41,244.22     | Veteran & Senior Citizen Taxes             | .07 57,190.00     |
| Elections                              |              | Federal Aid Revenues                              |               | Total Taxes for Rate Computation           | 2.01 1,645,840.03 |
| General Administration (other)         | 43,630.00    | Sale of Acquired Property                         |               | Special District Taxes                     |                   |
| JUDICIARY                              |              | Other Miscellaneous Revenues                      | 29,103.49     | Bank Stock Taxes                           | 1,630.74          |
| Municipal Courts                       | 5,767.00     | 1969 Revenues                                     | 1,971,527.98  | Added and Omitted Taxes                    | 11,615.96         |
| PUBLIC SAFETY                          |              | Prior Years Surplus Appropriated                  | 112,448.44    | Total Taxes Levied - ABSTRACT              | 1,601,896.73      |
| Fire Protection                        | 50,143.00    | REVENUES  | 2,083,976.42  | TOTAL TAXES BILLED                         | 1,604,576.01      |
| Police Protection                      | 262,800.00   |   |               | 1969 TAXES COLLECTED                       | 1,568,704.09      |
| Civil Defense & Disaster Control       | 1,620.00     | 1969 REAL PROPERTY VALUATIONS                     |               | 1969 Taxes Cancelled, Abated or Adjusted   | 5,509.82          |
| Environmental Inspection & Control     | 3,638.00     | Code Class # of Parcels %VAL'N ASSESSED VALUATION |               | Transfer to Tax Title Liens or Foreclosed  | 1,443.36          |
| Other Public Safety                    |              | 1 Vacant Land 173 1.20                            | 674,300.00    | Balance Outstanding Dec. 31, 1969          | 28,918.74         |
| PUBLIC WORKS                           |              | 2 Residential 1732 59.60                          | 33,574,000.00 | PRIOR YEARS TAXES OUTSTANDING              |                   |
| Streets and Drainage                   | 115,424.00   | 3 Farm  |               | Balance January 1, 1969                    | 35,837.38         |
| Sewers and Sewage Processing           | 78,420.00    | 4a Commercial 215 20.31                           | 11,442,200.00 | Collected in 1969                          | 35,837.38         |
| Garbage and Trash Disposal             | 49,200.00    | 4b Industrial 129 12.98                           | 7,313,400.00  | Cancelled, Abated or Adjusted (1969)       |                   |
| Public Buildings and Grounds           | 14,377.00    | 4c Apartments 42 5.90                             | 3,326,200.00  | Transfers to Tax Title Liens or Foreclosed |                   |
| Other Public Works                     |              | Total 2291 99.99                                  | 56,330,100.00 | Balance December 31, 1969                  |                   |
| HEALTH and WELFARE                     |              | CAPITAL DEBT AUTHORIZED, DECEMBER 31, 1969        |               | TAX TITLE LIENS OUTSTANDING                |                   |
| Health Services Except Environmental   | 18,998.00    | ISSUED AND UNISSUED GROSS DEBT NET DEBT           |               | Balance January 1, 1969                    | 3,852.66          |
| Welfare-Public Assistance              | 9,560.00     | School  |               | Transfers From Taxes                       | 1,443.36          |
| Hospitals, Clinics, First Aid          | 1,100.00     | Self-liquidating                                  |               | Redeemed in 1969                           | 2,429.98          |
| Animal, Insect, & Rodent Control       |              | Other   | 54,000        | Cancelled, Abated or Adjusted (1969)       |                   |
| Other Welfare Services                 |              | Total   | 54,000        | Transfers to Foreclosed Property           |                   |
| RECREATION and CONSERVATION            |              | ISSUED AND OUTSTANDING                            |               | Balance December 31, 1969                  | 2,866.04          |
| Beaches and Boardwalks                 |              | School  |               | PROPERTY ACQUIRED BY DEED OR               |                   |
| Parks, Playgrounds, Shade Trees        | 7,575.00     | Self-liquidating                                  |               | FORECLOSURE                                |                   |
| Land Reclamation & Conservation        |              | Other   | 54,000.00     | Balance January 1, 1969                    | 250.00            |
| Other Recreational Services            | 19,726.00    | Total   | 54,000.00     | Transfers From Taxes or Liens              |                   |
| EDUCATION (excluding schools)          |              | EQUALIZED VALUATION BASIS                         |               | Sale for Cash (1969)                       |                   |
| Libraries                              |              | FOR NET DEBT COMPUTATION                          |               | Cancelled, Abated or Adjusted (1969)       |                   |
| Other Educational Services             | 10,495.00    | 76,329,844.00                                     |               | Balance December 31, 1969                  | 250.00            |
| STATUTORY EXPENDITURES                 |              | 1969 CAPITAL OUTLAY                               |               | CURRENT FINANCES DECEMBER 31, 1969         |                   |
| Pensions & F.I.C.A.                    | 51,686.00    | TOTAL   |               | ASSETS                                     |                   |
| Employee Fringe Benefits               | 5,530.00     | Beaches and Boardwalks                            | 55,390.41     | Cash Dec. 31, 1969                         | 223,227.04        |
| Other Statutory Expenditures           |              | Parks and Playgrounds                             |               | Taxes Receivable                           | 28,918.74         |
| MUNICIPAL FUNCTIONS                    |              | Public Buildings and Grounds                      |               | Tax Title Liens                            | 2,866.04          |
| CAPITAL IMPROVEMENTS                   | 25,000.00    | Vehicular Equipment                               | 51,322.31     | Foreclosed Property                        | 250.00            |
| DEBT SERVICE                           |              | Streets, Roads, Sidewalks, Storm Sewers           | 3,865.00      | Emergencies & Other Deferred Charges       |                   |
| Principal Payments                     | 13,000.00    | Sewer System                                      | 203.10        | State Aid Receivable                       | 5,871.22          |
| Interest Payments                      | 2,312.50     | Water Service                                     |               | Other Receivables                          | 125.00            |
| DEFERRED CHARGES                       |              | Other Utilities                                   |               | Total                                      | 261,258.04        |
| SCHOOL, COUNTY, SPECIAL DISTRICT TAXES | 7,448.44     | Hospitals and Clinics                             |               | LIABILITIES                                |                   |
| RESERVE FOR UNCOLLECTED TAXES          | 1,143,280.79 | Garbage and Trash Disposal Facilities             |               | Cash Liabilities                           | 50,014.18         |
|  | 79,033.70    | Health Equipment                                  |               | Reserves for Receivables                   | 32,159.78         |
|  |              | Library and Education Facilities                  |               | Surplus Dec. 31, 1969                      | 179,084.08        |
|  |              | Conservation and Recreation                       |               | Total                                      | 261,258.04        |
| EXPENDITURES                           |              | Other Expenditures                                |               |  |                   |
| TOTAL                                  | 2,084,453.43 |   |               |  |                   |

2005  
Population 1960 7,963  
Population 1969 9,360  
  
Moody Rating  
Land Area 1.40 Sq. Miles

FANWOOD BORO - UNION COUNTY  
Net Valuation Taxable 25,865,461  
State Equalized Value 65,482,179 General Tax Rate Per \$100. 10.11  
Net Valuation on Which County Taxes are apportioned: 63,127,673 State Equalized  
State Equalization Ratio .3950 General Tax Rate: 3.99

PER CAPITA:  
Gross Debt 385.00  
Net Debt 117.15  
Debt Service 6.62  
Total Tax Levy 274.97  
Municipal Expenditures 105.79

PER CENT:  
Gross Debt 5.82  
Net Debt 1.77  
Tax Levy Collected 97.72  
Tax Levy Cancelled, Abated or Adjusted

| 1969 EXPENDITURES                                   |  | 1969 REVENUES                                   |  | 1969 PROPERTY TAX                               |              |
|---|--|---|--|---|--------------|
| <b>GENERAL GOVERNMENT</b>                           |  | 1969 — Property Taxes Collected 2,517,086.46    |  | <b>STATE EQUALIZED TAX RATE</b>                 |              |
| Governing Body & Public Boards                      |  | 1969 Payments in Lieu of Taxes 4,336.24         |  | Local District School Taxes                     |              |
| Municipal Clerk                                     |  | Delinquent Tax & Lien Collections 50,504.58     |  | Regional & Consolidated School Tax 2.68         | 1,755,783.80 |
| Financial Administration 33,205.00                  |  | Business Personalty Replacement Taxes 21,530.00 |  | School Taxes in Municipal Budget                |              |
| Assessment of Taxes 10,935.00                       |  | Taxes from Public Utilities 171,078.36          |  | County Taxes .42                                | 275,195.51   |
| Collection of Taxes 8,255.00                        |  | Other Miscellaneous Tax Revenues 37,178.65      |  | County Library Taxes                            |              |
| Planning, Housing & Development 2,650.00            |  | State Aid Revenues                              |  | Local Municipal Purpose Taxes .80               | 526,821.10   |
| Human Resources                                     |  | Federal Aid Revenues                            |  | Veteran & Senior Citizen Taxes .08              | 55,040.00    |
| Elections   |  | Sale of Acquired Property                       |  | Total Taxes for Rate Computation 3.98           | 2,612,840.41 |
| General Administration (other) 59,940.00            |  | Other Miscellaneous Revenues 46,587.02          |  | Special District Taxes                          |              |
| <b>JUDICIARY</b>                                    |  | 1969 Revenues Total 2,848,301.31                |  | Bank Stock Taxes                                | 2,436.90     |
| Municipal Courts 4,810.00                           |  | Prior Years Surplus Appropriated 200,000.00     |  | Added and Omitted Taxes                         | 13,436.19    |
| <b>PUBLIC SAFETY</b>                                |  | <b>REVENUES TOTAL 3,048,301.31</b>              |  | Total Taxes Levied - ABSTRACT                   | 2,573,673.50 |
| Fire Protection 35,210.00                           |  |   |  | <b>TOTAL TAXES BILLED</b>                       | 2,575,831.20 |
| Police Protection 201,107.00                        |  |   |  | 1969 TAXES COLLECTED                            | 2,517,086.46 |
| Civil Defense & Disaster Control 1,500.00           |  |   |  | 1969 Taxes Cancelled, Abated or Adjusted        |              |
| Environmental Inspection & Control                  |  |   |  | Transfer to Tax Title Liens or Foreclosed       | 1,000.88     |
| Other Public Safety                                 |  |   |  | Balance Outstanding Dec. 31, 1969               | 57,743.86    |
| <b>PUBLIC WORKS</b>                                 |  |   |  | <b>PRIOR YEARS TAXES OUTSTANDING</b>            |              |
| Streets and Drainage 96,980.57                      |  |   |  | Balance January 1, 1969                         | 54,740.38    |
| Sewers and Sewage Processing 45,100.00              |  |   |  | Collected in 1969                               | 50,504.58    |
| Garbage and Trash Disposal                          |  |   |  | Cancelled, Abated or Adjusted (1969)            |              |
| Public Buildings and Grounds                        |  |   |  | Transfers to Tax Title Liens or Foreclosed      |              |
| Other Public Works                                  |  |   |  | Balance December 31, 1969                       | 4,235.80     |
| <b>HEALTH and WELFARE</b>                           |  |   |  | <b>TAX TITLE LIENS OUTSTANDING</b>              |              |
| Health Services Except Environmental 7,000.00       |  |   |  | Balance January 1, 1969                         | 6,014.51     |
| Welfare-Public Assistance 3,000.00                  |  |   |  | Transfers From Taxes                            | 1,000.88     |
| Hospitals, Clinics, First Aid 4,400.00              |  |   |  | Redeemed in 1969                                |              |
| Animal, Insect, & Rodent Control 2,600.00           |  |   |  | Cancelled, Abated or Adjusted (1969)            |              |
| Other Welfare Services                              |  |   |  | Transfers to Foreclosed Property                |              |
| <b>RECREATION and CONSERVATION</b>                  |  |   |  | Balance December 31, 1969                       | 7,015.39     |
| Beaches and Boardwalks                              |  |   |  | <b>PROPERTY ACQUIRED BY DEED OR FORECLOSURE</b> |              |
| Parks, Playgrounds, Shade Trees 39,470.00           |  |   |  | Balance January 1, 1969                         |              |
| Land Reclamation & Conservation                     |  |   |  | Transfers From Taxes or Liens                   |              |
| Other Recreational Services 1,000.00                |  |   |  | Sale for Cash (1969)                            |              |
| <b>EDUCATION (exclusing schools)</b>                |  |   |  | Cancelled, Abated or Adjusted (1969)            |              |
| Libraries 40,070.00                                 |  |   |  | Balance December 31, 1969                       |              |
| Other Educational Services                          |  |   |  | <b>CURRENT FINANCES DECEMBER 31, 1969</b>       |              |
| <b>STATUTORY EXPENDITURES</b>                       |  |   |  | <b>ASSETS</b>                                   |              |
| Pensions & F.I.C.A. 45,300.00                       |  |   |  | Cash Dec. 31, 1969                              | 1,194,677.98 |
| Employee Fringe Benefits 4,500.00                   |  |   |  | Taxes Receivable                                | 61,979.66    |
| Other Statutory Expenditures                        |  |   |  | Tax Title Liens                                 | 7,015.39     |
| <b>MUNICIPAL FUNCTIONS</b>                          |  |   |  | Foreclosed Property                             |              |
| <b>CAPITAL IMPROVEMENTS</b>                         |  |   |  | Emergencies & Other Deferred Charges            |              |
| <b>DEBT SERVICE</b>                                 |  |   |  | State Aid Receivable                            | 8,770.00     |
| Principal Payments 38,000.00                        |  |   |  | Other Receivables                               |              |
| Interest Payments 23,950.00                         |  |   |  | Total   | 1,272,443.03 |
| <b>DEFERRED CHARGES</b>                             |  |   |  | <b>LIABILITIES</b>                              |              |
| SCHOOL, COUNTY, SPECIAL DISTRICT TAXES 2,030,979.31 |  |   |  | Cash Liabilities                                | 62,180.67    |
| RESERVE FOR UNCOLLECTED TAXES 210,196.00            |  |   |  | Reserves for Receivables                        | 68,995.05    |
| <b>EXPENDITURES TOTAL 3,021,157.88</b>              |  |   |  | Surplus Dec. 31, 1969                           | 1,141,267.31 |
|   |  |   |  | Total   | 1,272,443.03 |

|                 |                |                                     |  |            |                             |  |                        |        |                            |       |
|-----------------|----------------|-------------------------------------|--|------------|-----------------------------|--|------------------------|--------|----------------------------|-------|
| 1807            |                | FAR HILLS BCRO                      |  |            | - SOMERSET COUNTY           |  | PER CAPITA:            |        | PER CENT:                  |       |
| Population 1960 | 702            | Net Valuation Taxable               |  | 6,188,660  |                             |  | Gross Debt             | 48.72  | Gross Debt                 | .30   |
| Population 1969 | 780            | State Equalized Value               |  | 15,246,760 | General Tax Rate Per \$100. |  | Net Debt               | 48.72  | Net Debt                   | .30   |
|                 |                | Net Valuation on Which County Taxes |  |            |                             |  | Debt Service           |        | Tax Levy Collected         | 98.51 |
| Moody Rating    |                | are apportioned:                    |  | 12,844,579 | State Equalized             |  | Total Tax Levy         | 287.14 | Tax Levy Cancelled, Abated |       |
| Land Area       | 5.00 Sq. Miles | State Equalization Ratio            |  | .4059      | General Tax Rate:           |  | Municipal Expenditures | 122.94 | or Adjusted                |       |
|                 |                |                                     |  |            | 1.47                        |  |                        |        | .52                        |       |

| 1969 EXPENDITURES                      |                   | 1969 REVENUES                                     |  | 1969 PROPERTY TAX                          |  |
|--|-------------------|---|--|--|--|
| <b>GENERAL GOVERNMENT</b>              |                   | 1969 — Property Taxes Collected                   |  | STATE EQUALIZED TAX RATE                   |  |
| Governing Body & Public Boards         |                   | 220,908.79  |  | Local District School Taxes .78            |  |
| Municipal Clerk                        |                   |   |  | Regional & Consolidated School Tax         |  |
| Financial Administration               | 2,700.00          | 1969 Payments in Lieu of Taxes                    |  | School Taxes in Municipal Budget           |  |
| Assessment of Taxes                    | 1,650.00          | Delinquent Tax & Lien Collections                 |  | County Taxes .39                           |  |
| Collection of Taxes                    | 1,543.20          | Business Personality Replacement Taxes            |  | County Library Taxes .02                   |  |
| Planning, Housing & Development        | 4,908.00          | Taxes from Public Utilities                       |  | Local Municipal Purpose Taxes .27          |  |
| Human Resources                        | 100.00            | Other Miscellaneous Tax Revenues                  |  | Veteran & Senior Citizen Taxes .02         |  |
| Elections                              |                   | State Aid Revenues                                |  | Total Taxes for Rate Computation 1.48      |  |
| General Administration (other)         | 7,332.21          | Federal Aid Revenues                              |  | Special District Taxes                     |  |
| <b>JUDICIARY</b>                       |                   | Sale of Acquired Property                         |  | Bank Stock Taxes                           |  |
| Municipal Courts                       | 1,400.00          | Other Miscellaneous Revenues                      |  | Added and Omitted Taxes                    |  |
| <b>PUBLIC SAFETY</b>                   |                   | 1969 Revenues                                     |  | Total Taxes Levied - ABSTRACT              |  |
| Fire Protection                        | 4,250.00          | Prior Years Surplus Appropriated                  |  | TOTAL TAXES BILLED                         |  |
| Police Protection                      | 23,865.00         | REVENUES  |  | 1969 TAXES COLLECTED                       |  |
| Civil Defense & Disaster Control       | 150.00            | Total   |  | 1969 Taxes Cancelled, Abated or Adjusted   |  |
| Environmental Inspection & Control     | 1,300.00          | Total   |  | Transfer to Tax Title Liens or Foreclosed  |  |
| Other Public Safety                    |                   | 1969 REAL PROPERTY VALUATIONS                     |  | Balance Outstanding Dec. 31, 1969          |  |
| <b>PUBLIC WORKS</b>                    |                   | Code Class # of Parcels %VAL'N ASSESSED VALUATION |  | PRIOR YEARS TAXES OUTSTANDING              |  |
| Streets and Drainage                   | 13,403.00         | 1 Vacant Land 48 8.28                             |  | Balance January 1, 1969                    |  |
| Sewers and Sewage Processing           | 3,950.00          | 2 Residential 173 78.10                           |  | Collected in 1969                          |  |
| Garbage and Trash Disposal             | 1,508.80          | 3 Farm 6 4.57                                     |  | Cancelled, Abated or Adjusted (1969)       |  |
| Public Buildings and Grounds           | 3,035.00          | 4a Commercial 19 9.06                             |  | Transfers to Tax Title Liens or Foreclosed |  |
| Other Public Works                     |                   | 4b Industrial                                     |  | Balance December 31, 1969                  |  |
| <b>HEALTH and WELFARE</b>              |                   | 4c Apartments                                     |  | TAX TITLE LIENS OUTSTANDING                |  |
| Health Services Except Environmental   | 850.00            | Total   |  | Balance January 1, 1969                    |  |
| Welfare-Public Assistance              | 100.00            | CAPITAL DEBT AUTHORIZED, DECEMBER 31, 1969        |  | Transfers From Taxes                       |  |
| Hospitals, Clinics, First Aid          | 600.00            | ISSUED AND UNISSUED                               |  | Redeemed in 1969                           |  |
| Animal, Insect, & Rodent Control       |                   | GROSS DEBT  |  | Cancelled, Abated or Adjusted (1969)       |  |
| Other Welfare Services                 |                   | NET DEBT  |  | Transfers to Foreclosed Property           |  |
| <b>RECREATION and CONSERVATION</b>     |                   | Total   |  | Balance December 31, 1969                  |  |
| Beaches and Boardwalks                 |                   | ISSUED AND OUTSTANDING                            |  | PROPERTY ACQUIRED BY DEED OR               |  |
| Parks, Playgrounds, Shade Trees        | 4,126.83          | School  |  | FORECLOSURE                                |  |
| Land Reclamation & Conservation        |                   | Self-Liquidating                                  |  | Balance January 1, 1969                    |  |
| Other Recreational Services            |                   | Other   |  | Transfers From Taxes or Liens              |  |
| <b>EDUCATION (excluding schools)</b>   |                   | Total   |  | Sale for Cash (1969)                       |  |
| Libraries                              | 400.00            | EQUALIZED VALUATION BASIS                         |  | Cancelled, Abated or Adjusted (1969)       |  |
| Other Educational Services             |                   | FOR NET DEBT COMPUTATION                          |  | Balance December 31, 1969                  |  |
| <b>STATUTORY EXPENDITURES</b>          |                   | 1969 CAPITAL OUTLAY                               |  | CURRENT FINANCES DECEMBER 31, 1969         |  |
| Pensions & F.I.C.A.                    | 3,157.87          | TOTAL   |  | ASSETS                                     |  |
| Employee Fringe Benefits               | 1,500.00          | Beaches and Boardwalks                            |  | Cash Dec. 31, 1969                         |  |
| Other Statutory Expenditures           |                   | Parks and Playgrounds                             |  | Taxes Receivable                           |  |
| <b>MUNICIPAL FUNCTIONS</b>             |                   | Public Buildings and Grounds                      |  | Tax Title Liens                            |  |
| CAPITAL IMPROVEMENTS                   | 2,200.00          | Vehicular Equipment                               |  | Foreclosed Property                        |  |
| DEBT SERVICE                           |                   | Streets, Roads, Sidewalks, Storm Sewers           |  | Emergencies & Other Deferred Charges       |  |
| Principal Payments                     |                   | Sewer System                                      |  | State Aid Receivable                       |  |
| Interest Payments                      |                   | Water Service                                     |  | Other Receivables                          |  |
| <b>DEFERRED CHARGES</b>                |                   | Other Utilities                                   |  | Total                                      |  |
| SCHOOL, COUNTY, SPECIAL DISTRICT TAXES | 500.00            | Hospitals and Clinics                             |  | LIABILITIES                                |  |
| RESERVE FOR UNCOLLECTED TAXES          | 181,515.74        | Garbage and Trash Disposal Facilities             |  | Cash Liabilities                           |  |
|  | 11,361.32         | Health Equipment                                  |  | Reserves for Receivables                   |  |
|  |                   | Library and Education Facilities                  |  | Surplus Dec. 31, 1969                      |  |
|  |                   | Conservation and Recreation                       |  | Total                                      |  |
| <b>EXPENDITURES</b>                    |                   | Other Expenditures                                |  |  |  |
| <b>TOTAL</b>                           | <b>277,406.97</b> |   |  |  |  |



1314  
Population 1960 959  
Population 1969 1,260  
  
Moody Rating  
Land Area .50 Sq. Miles

FARMINGDALE BORO - MONMOUTH COUNTY  
Net Valuation Taxable 5,104,756  
State Equalized Value 5,881,055 General Tax Rate Per \$100. 4.84  
Net Valuation on Which County Taxes are apportioned: 5,981,712 State Equalized  
State Equalization Ratio .8680 General Tax Rate: 4.20

PER CAPITA:  
Gross Debt 447.14  
Net Debt 65.53  
Debt Service 4.81  
Total Tax Levy 192.85  
Municipal Expenditures 60.50

PER CENT:  
Gross Debt 10.43  
Net Debt 1.53  
Tax Levy Collected 96.08  
Tax Levy Cancelled, Abated or Adjusted

| 1969 EXPENDITURES                      |            | 1969 REVENUES                              |            | 1969 PROPERTY TAX                          |               |
|--|------------|--|------------|--|---------------|
| GENERAL GOVERNMENT                     |            | 1969 — Property Taxes Collected 233,681.33 |            | STATE EQUALIZED TAX RATE                   |               |
| Governing Body & Public Boards         |            | 1969 Payments in Lieu of Taxes             |            | Local District School Taxes 1.54           | 90,442.00     |
| Municipal Clerk                        |            | Delinquent Tax & Lien Collections          |            | Regional & Consolidated School Tax 1.52    | 89,542.14     |
| Financial Administration               | 4,300.00   | Business Personality Replacement Taxes     | 5,904.03   | School Taxes in Municipal Budget           |               |
| Assessment of Taxes                    | 7,100.00   | Taxes from Public Utilities                | 14,484.00  | County Taxes                               | .62 36,177.18 |
| Collection of Taxes                    | 833.70     | Other Miscellaneous Tax Revenues           | 11,756.19  | County Library Taxes                       | .02 1,350.86  |
| Planning, Housing & Development        | 570.80     | State Aid Revenues                         | 5,143.07   | Local Municipal Purpose Taxes              | .39 22,745.91 |
| Human Resources                        |            | Federal Aid Revenues                       |            | Veteran & Senior Citizen Taxes             | .11 6,590.00  |
| Elections                              | 275.00     | Sale of Acquired Property                  |            | Total Taxes for Rate Computation 4.20      | 246,848.09    |
| General Administration (other)         | 7,435.00   | Other Miscellaneous Revenues               | 4,257.15   | Special District Taxes                     |               |
| JUDICIARY                              |            | 1969 Revenues                              | 275,225.77 | Bank Stock Taxes                           | 2,737.51      |
| Municipal Courts                       | 1,400.00   | Prior Years Surplus Appropriated           | 12,000.00  | Added and Omitted Taxes                    |               |
| PUBLIC SAFETY                          |            | REVENUES TOTAL                             | 287,225.77 | Total Taxes Levied - ABSTRACT              | 242,995.60    |
| Fire Protection                        | 3,000.00   |  |            | TOTAL TAXES BILLED                         | 243,217.71    |
| Police Protection                      | 2,765.00   |  |            | 1969 TAXES COLLECTED                       | 233,681.33    |
| Civil Defense & Disaster Control       | 300.00     |  |            | 1969 Taxes Cancelled, Abated or Adjusted   |               |
| Environmental Inspection & Control     |            |  |            | Transfer to Tax Title Liens or Foreclosed  | 2,361.44      |
| Other Public Safety                    |            |  |            | Balance Outstanding Dec. 31, 1969          | 7,174.94      |
| PUBLIC WORKS                           |            |  |            | PRIOR YEARS TAXES OUTSTANDING              |               |
| Streets and Drainage                   | 14,984.20  |  |            | Balance January 1, 1969                    | 5,982.39      |
| Sewers and Sewage Processing           |            |  |            | Collected in 1969                          | 5,904.03      |
| Garbage and Trash Disposal             | 1,000.00   |  |            | Cancelled, Abated or Adjusted (1969)       |               |
| Public Buildings and Grounds           | 3,000.00   |  |            | Transfers to Tax Title Liens or Foreclosed | 78.36         |
| Other Public Works                     |            |  |            | Balance December 31, 1969                  |               |
| HEALTH and WELFARE                     |            |  |            | TAX TITLE LIENS OUTSTANDING                |               |
| Health Services Except Environmental   | 1,150.00   |  |            | Balance January 1, 1969                    | 13,624.07     |
| Welfare-Public Assistance              | 100.00     |  |            | Transfers From Taxes                       | 2,462.72      |
| Hospitals, Clinics, First Aid          |            |  |            | Redeemed in 1969                           |               |
| Animal, Insect, & Rodent Control       | 261.30     |  |            | Cancelled, Abated or Adjusted (1969)       | 10.26         |
| Other Welfare Services                 |            |  |            | Transfers to Foreclosed Property           |               |
| RECREATION and CONSERVATION            |            |  |            | Balance December 31, 1969                  | 16,076.53     |
| Beaches and Boardwalks                 |            |  |            | PROPERTY ACQUIRED BY DEED OR               |               |
| Parks, Playgrounds, Shade Trees        | 565.00     |  |            | FORECLOSURE                                |               |
| Land Reclamation & Conservation        |            |  |            | Balance January 1, 1969                    |               |
| Other Recreational Services            |            |  |            | Transfers From Taxes or Liens              |               |
| EDUCATION (excluding schools)          |            |  |            | Sale for Cash (1969)                       |               |
| Libraries                              | 340.00     |  |            | Cancelled, Abated or Adjusted (1969)       |               |
| Other Educational Services             |            |  |            | Balance December 31, 1969                  |               |
| STATUTORY EXPENDITURES                 |            |  |            | CURRENT FINANCES DECEMBER 31, 1969         |               |
| Pensions & F.I.C.A.                    | 1,000.00   |  |            | ASSETS                                     |               |
| Employee Fringe Benefits               | 1,700.00   |  |            | Cash Dec. 31, 1969                         | 85,074.18     |
| Other Statutory Expenditures           |            |  |            | Taxes Receivable                           | 7,174.94      |
| MUNICIPAL FUNCTIONS                    |            |  |            | Tax Title Liens                            | 16,076.53     |
| CAPITAL IMPROVEMENTS                   | 5,500.00   |  |            | Foreclosed Property                        |               |
| DEBT SERVICE                           |            |  |            | Emergencies & Other Deferred Charges       | 3,400.00      |
| Principal Payments                     | 5,000.00   |  |            | State Aid Receivable                       | 2,162.00      |
| Interest Payments                      | 1,056.25   |  |            | Other Receivables                          | 4,749.52      |
| DEFERRED CHARGES                       |            |  |            | Total                                      | 118,637.17    |
| SCHOOL, COUNTY, SPECIAL DISTRICT TAXES | 217,512.18 |  |            | LIABILITIES                                |               |
| RESERVE FOR UNCOLLECTED TAXES          | 12,594.24  |  |            | Cash Liabilities                           | 48,502.22     |
| EXPENDITURES                           | 293,742.67 |  |            | Reserves for Receivables                   | 28,000.99     |
|  |            |  |            | Surplus Dec. 31, 1969                      | 42,133.96     |
|  |            |  |            | Total                                      | 118,637.17    |

0314  
Population 1960 583  
Population 1969 630  
Moody Rating  
Land Area .30 Sq. Miles

FIELDSDORO BORO

Net Valuation Taxable 2,729,633  
State Equalized Value 2,930,677  
Net Valuation on Which County Taxes  
are apportioned: 5,212,759  
State Equalization Ratio .9314

- BURLINGTON COUNTY

General Tax Rate Per \$100. 2.93  
State Equalized  
General Tax Rate: 2.72

PER CAPITA:  
Gross Debt  
Net Debt  
Debt Service  
Total Tax Levy 120.36  
Municipal Expenditures 177.80

PER CENT:  
Gross Debt  
Net Debt  
Tax Levy Collected 85.00  
Tax Levy Cancelled, Abated  
or Adjusted

| 1969 EXPENDITURES                             |                         | 1969 REVENUES                                     |                                 | 1969 PROPERTY TAX                          |                |
|---|-------------------------|---|---------------------------------|--|----------------|
| <b>GENERAL GOVERNMENT</b>                     |                         | 1969 — Property Taxes Collected                   |                                 | STATE EQUALIZED TAX RATE                   |                |
| Governing Body & Public Boards                |                         |   | 64,452.60                       | Local District School Taxes                | 1.51 44,345.00 |
| Municipal Clerk                               |                         | 1969 Payments in Lieu of Taxes                    |                                 | Regional & Consolidated School Tax         |                |
| Financial Administration                      | 2,700.00                | Delinquent Tax & Lien Collections                 | 11,563.33                       | School Taxes in Municipal Budget           |                |
| Assessment of Taxes                           | 475.00                  | Business Personalty Replacement Taxes             | 61,416.00                       | County Taxes                               | 1.03 30,095.69 |
| Collection of Taxes                           | 1,825.00                | Taxes from Public Utilities                       | 8,520.37                        | County Library Taxes                       | .05 1,335.11   |
| Planning, Housing & Development               |                         | Other Miscellaneous Tax Revenues                  |                                 | Local Municipal Purpose Taxes              |                |
| Human Resources                               |                         | State Aid Revenues                                | 5,695.90                        | Veteran & Senior Citizen Taxes             | .14 3,960.00   |
| Elections                                     |                         | Federal Aid Revenues                              |                                 | Total Taxes for Rate Computation           | 2.73 79,735.80 |
| General Administration (other)                | 6,250.00                | Sale of Acquired Property                         |                                 | Special District Taxes                     |                |
| <b>JUDICIARY</b>                              |                         | Other Miscellaneous Revenues                      | 4,757.92                        | Bank Stock Taxes                           |                |
| Municipal Courts                              | 1,800.00                | 1969 Revenues                                     | 156,406.12                      | Added and Omitted Taxes                    | 53.71          |
| <b>PUBLIC SAFETY</b>                          |                         | Prior Years Surplus Appropriated                  | 28,549.00                       | Total Taxes Levied - ABSTRACT              | 75,829.51      |
| Fire Protection                               | 225.00                  | <b>REVENUES</b>                                   | <b>TOTAL</b> 184,955.12         | <b>TOTAL TAXES BILLED</b>                  | 75,829.51      |
| Police Protection                             | 4,050.00                |   |                                 | 1969 TAXES COLLECTED                       | 64,452.60      |
| Civil Defense & Disaster Control              | 250.00                  |   |                                 | 1969 Taxes Cancelled, Abated or Adjusted   |                |
| Environmental Inspection & Control            | 300.00                  |   |                                 | Transfer to Tax Title Liens or Foreclosed  | 641.48         |
| Other Public Safety                           |                         |   |                                 | Balance Outstanding Dec. 31, 1969          | 10,735.43      |
| <b>PUBLIC WORKS</b>                           |                         | <b>1969 REAL PROPERTY VALUATIONS</b>              |                                 | <b>PRIOR YEARS TAXES OUTSTANDING</b>       |                |
| Streets and Drainage                          | 17,500.00               | Code Class # of Parcels %VAL'N                    | ASSESSED VALUATION              | Balance January 1, 1969                    | 12,433.20      |
| Sewers and Sewage Processing                  | 500.00                  | 1 Vacant Land 18 2.00                             | 54,000.00                       | Collected in 1969                          | 11,563.33      |
| Garbage and Trash Disposal                    | 6,500.00                | 2 Residential 167 60.48                           | 1,635,450.00                    | Cancelled, Abated or Adjusted (1969)       |                |
| Public Buildings and Grounds                  | 75.00                   | 3 Farm  |                                 | Transfers to Tax Title Liens or Foreclosed | 590.60         |
| Other Public Works                            |                         | 4a Commercial 5 4.50                              | 121,800.00                      | Balance December 31, 1969                  | 279.27         |
| <b>HEALTH and WELFARE</b>                     |                         | 4b Industrial 1 32.54                             | 880,000.00                      | <b>TAX TITLE LIENS OUTSTANDING</b>         |                |
| Health Services Except Environmental          | 100.00                  | 4c Apartments 1 .48                               | 12,850.00                       | Balance January 1, 1969                    | 1,434.52       |
| Welfare-Public Assistance                     | 475.00                  | Total 192 100.00                                  | 2,704,100.00                    | Transfers From Taxes                       | 1,340.88       |
| Hospitals, Clinics, First Aid                 |                         | <b>CAPITAL DEBT AUTHORIZED, DECEMBER 31, 1969</b> |                                 | Redeemed in 1969                           |                |
| Animal, Insect, & Rodent Control              | 1,150.00                | ISSUED AND UNISSUED                               | GROSS DEBT                      | Cancelled, Abated or Adjusted (1969)       |                |
| Other Welfare Services                        |                         | School  | NET DEBT                        | Transfers to Foreclosed Property           |                |
| <b>RECREATION and CONSERVATION</b>            |                         | Self-Liquidating                                  |                                 | Balance December 31, 1969                  | 2,775.40       |
| Beaches and Boardwalks                        |                         | Other   |                                 | <b>PROPERTY ACQUIRED BY DEED OR</b>        |                |
| Parks, Playgrounds, Shade Trees               | 500.00                  | Total   |                                 | <b>FORECLOSURE</b>                         |                |
| Land Reclamation & Conservation               |                         |   |                                 | Balance January 1, 1969                    | 300.00         |
| Other Recreational Services                   |                         |   |                                 | Transfers From Taxes or Liens              |                |
| <b>EDUCATION (excluding schools)</b>          |                         |   |                                 | Sale for Cash (1969)                       |                |
| Libraries                                     | 25.00                   |   |                                 | Cancelled, Abated or Adjusted (1969)       |                |
| Other Educational Services                    | 43,507.00               |   |                                 | Balance December 31, 1969                  | 300.00         |
| <b>STATUTORY EXPENDITURES</b>                 |                         | <b>EQUALIZED VALUATION BASIS</b>                  | <b>FOR NET DEBT COMPUTATION</b> | <b>CURRENT FINANCES DECEMBER 31, 1969</b>  |                |
| Pensions & F.I.C.A.                           | 500.22                  | 1969 CAPITAL OUTLAY                               | TOTAL                           | <b>ASSETS</b>                              |                |
| Employee Fringe Benefits                      | 600.00                  | Beaches and Boardwalks                            |                                 | Cash Dec. 31, 1969                         | 36,442.06      |
| Other Statutory Expenditures                  |                         | Parks and Playgrounds                             |                                 | Taxes Receivable                           | 11,014.70      |
| <b>MUNICIPAL FUNCTIONS</b>                    | <b>TOTAL</b> 89,307.22  | Public Buildings and Grounds                      |                                 | Tax Title Liens                            | 2,775.40       |
| <b>CAPITAL IMPROVEMENTS</b>                   | 5,000.00                | Vehicular Equipment                               |                                 | Foreclosed Property                        | 300.00         |
| <b>DEBT SERVICE</b>                           |                         | Streets, Roads, Sidewalks, Storm Sewers           |                                 | Emergencies & Other Deferred Charges       | 1,675.00       |
| Principal Payments                            |                         | Sewer System                                      |                                 | State Aid Receivable                       | 7,202.87       |
| Interest Payments                             |                         | Water Service                                     |                                 | Other Receivables                          | 1,000.00       |
| <b>DEFERRED CHARGES</b>                       | 2,703.78                | Other Utilities                                   |                                 | Total                                      | 60,410.03      |
| <b>SCHOOL, COUNTY, SPECIAL DISTRICT TAXES</b> | 75,775.80               | Hospitals and Clinics                             |                                 | <b>LIABILITIES</b>                         |                |
| <b>RESERVE FOR UNCOLLECTED TAXES</b>          | 15,000.00               | Garbage and Trash Disposal Facilities             |                                 | Cash Liabilities                           | 16,994.12      |
|   |                         | Health Equipment                                  |                                 | Reserves for Receivables                   | 15,090.10      |
|   |                         | Library and Education Facilities                  |                                 | Surplus Dec. 31, 1969                      | 28,325.81      |
|   |                         | Conservation and Recreation                       |                                 | Total                                      | 60,410.03      |
| <b>EXPENDITURES</b>                           | <b>TOTAL</b> 187,786.80 | Other Expenditures                                |                                 |  |                |

1009  
Population 1960 3,232  
Population 1969 4,170  
  
Moody Rating  
Land Area 1.30 Sq. Miles

FLEMINGTON BORO - HUNTERDON COUNTY  
Net Valuation Taxable 26,230,037  
State Equalized Value 37,021,929  
Net Valuation on Which County Taxes  
are apportioned: 37,541,352  
State Equalization Ratio .7085  
General Tax Rate Per \$100. 4.99  
State Equalized  
General Tax Rate: 3.53

PER CAPITA:  
Gross Debt 522.24  
Net Debt 123.27  
Debt Service  
Total Tax Levy 318.12  
Municipal Expenditures 136.85

PER CENT:  
Gross Debt 6.54  
Net Debt 1.54  
Tax Levy Collected 93.60  
Tax Levy Cancelled, Abated  
or Adjusted .02

| 1969 EXPENDITURES                      |              | 1969 REVENUES                         |              | 1969 PROPERTY TAX                          |                   |
|--|--------------|---------------------------------------|--------------|--|-------------------|
| <b>GENERAL GOVERNMENT</b>              |              | 1969 — Property Taxes Collected       |              | <b>STATE EQUALIZED TAX RATE</b>            |                   |
| Governing Body & Public Boards         |              |                                       | 1,243,274.13 | Local District School Taxes                | 1.41 521,700.59   |
| Municipal Clerk                        |              | 1969 Payments in Lieu of Taxes        |              | Regional & Consolidated School Tax         | .81 299,722.38    |
| Financial Administration               | 17,100.00    | Delinquent Tax & Lien Collections     | 65,344.62    | School Taxes in Municipal Budget           |                   |
| Assessment of Taxes                    | 5,250.00     | Business Personalty Replacement Taxes | 64,635.00    | County Taxes                               | .48 177,020.15    |
| Collection of Taxes                    | 5,600.00     | Taxes from Public Utilities           | 47,369.71    | County Library Taxes                       |                   |
| Planning, Housing & Development        | 4,500.00     | Other Miscellaneous Tax Revenues      |              | Local Municipal Purpose Taxes              | .79 292,063.26    |
| Human Resources                        | 10,000.00    | State Aid Revenues                    | 14,919.31    | Veteran & Senior Citizen Taxes             | .04 16,540.00     |
| Elections                              |              | Federal Aid Revenues                  |              | Total Taxes for Rate Computation           | 3.53 1,307,046.38 |
| General Administration (other)         | 36,150.00    | Sale of Acquired Property             |              | Special District Taxes                     |                   |
| <b>JUDICIARY</b>                       |              | Other Miscellaneous Revenues          | 66,136.83    | Bank Stock Taxes                           | 11,061.68         |
| Municipal Courts                       | 7,750.00     | 1969 Revenues                         | 1,501,679.60 | Added and Omitted Taxes                    | 24,985.36         |
| <b>PUBLIC SAFETY</b>                   |              | Prior Years Surplus Appropriated      | 70,000.00    | Total Taxes Levied - ABSTRACT              | 1,326,553.42      |
| Fire Protection                        | 20,800.00    | REVENUES                              | 1,571,679.60 | <b>TOTAL TAXES BILLED</b>                  | 1,328,307.21      |
| Police Protection                      | 73,100.00    |                                       |              | 1969 TAXES COLLECTED                       | 1,243,274.13      |
| Civil Defense & Disaster Control       | 400.00       |                                       |              | 1969 Taxes Cancelled, Abated or Adjusted   | 200.00            |
| Environmental Inspection & Control     | 3,060.00     | <b>1969 REAL PROPERTY VALUATIONS</b>  |              | Transfer to Tax Title Liens or Foreclosed  |                   |
| Other Public Safety                    |              |                                       |              | Balance Outstanding Dec. 31, 1969          | 84,833.08         |
| <b>PUBLIC WORKS</b>                    |              |                                       |              | <b>PRIOR YEARS TAXES OUTSTANDING</b>       |                   |
| Streets and Drainage                   | 50,324.00    |                                       |              | Balance January 1, 1969                    | 81,697.92         |
| Sewers and Sewage Processing           | 31,600.00    |                                       |              | Collected in 1969                          | 65,344.62         |
| Garbage and Trash Disposal             | 37,000.00    |                                       |              | Cancelled, Abated or Adjusted (1969)       | 1,301.77          |
| Public Buildings and Grounds           | 4,750.00     |                                       |              | Transfers to Tax Title Liens or Foreclosed |                   |
| Other Public Works                     |              |                                       |              | Balance December 31, 1969                  | 15,051.53         |
| <b>HEALTH and WELFARE</b>              |              |                                       |              | <b>TAX TITLE LIENS OUTSTANDING</b>         |                   |
| Health Services Except Environmental   | 1,600.00     |                                       |              | Balance January 1, 1969                    |                   |
| Welfare-Public Assistance              | 3,425.00     |                                       |              | Transfers From Taxes                       |                   |
| Hospitals, Clinics, First Aid          |              |                                       |              | Redeemed in 1969                           |                   |
| Animal, Insect, & Rodent Control       | 750.00       |                                       |              | Cancelled, Abated or Adjusted (1969)       |                   |
| Other Welfare Services                 |              |                                       |              | Transfers to Foreclosed Property           |                   |
| <b>RECREATION and CONSERVATION</b>     |              |                                       |              | Balance December 31, 1969                  |                   |
| Beaches and Boardwalks                 |              |                                       |              | <b>PROPERTY ACQUIRED BY DEED OR</b>        |                   |
| Parks, Playgrounds, Shade Trees        | 2,850.00     |                                       |              | <b>FORECLOSURE</b>                         |                   |
| Land Reclamation & Conservation        |              |                                       |              | Balance January 1, 1969                    |                   |
| Other Recreational Services            | 3,300.00     |                                       |              | Transfers From Taxes or Liens              |                   |
| <b>EDUCATION (excluding schools)</b>   |              |                                       |              | Sale for Cash (1969)                       |                   |
| Libraries                              | 31,000.00    |                                       |              | Cancelled, Abated or Adjusted (1969)       |                   |
| Other Educational Services             |              |                                       |              | Balance December 31, 1969                  |                   |
| <b>STATUTORY EXPENDITURES</b>          |              |                                       |              | <b>CURRENT FINANCES DECEMBER 31, 1969</b>  |                   |
| Pensions & F.I.C.A.                    | 16,980.00    |                                       |              | <b>ASSETS</b>                              |                   |
| Employee Fringe Benefits               | 2,000.00     |                                       |              | Cash Dec. 31, 1969                         | 435,862.36        |
| Other Statutory Expenditures           |              |                                       |              | Taxes Receivable                           | 99,884.61         |
| <b>MUNICIPAL FUNCTIONS</b>             |              |                                       |              | Tax Title Liens                            |                   |
| <b>CAPITAL IMPROVEMENTS</b>            |              |                                       |              | Foreclosed Property                        |                   |
| <b>DEBT SERVICE</b>                    |              |                                       |              | Emergencies & Other Deferred Charges       | 16,900.00         |
| Principal Payments                     |              |                                       |              | State Aid Receivable                       | 6,766.00          |
| Interest Payments                      |              |                                       |              | Other Receivables                          | 21,904.57         |
| <b>DEFERRED CHARGES</b>                |              |                                       |              | Total                                      | 581,317.54        |
| SCHOOL, COUNTY, SPECIAL DISTRICT TAXES | 12,494.17    |                                       |              | <b>LIABILITIES</b>                         |                   |
| RESERVE FOR UNCOLLECTED TAXES          | 998,443.12   |                                       |              | Cash Liabilities                           | 54,448.83         |
|  | 97,896.08    |                                       |              | Reserves for Receivables                   | 121,789.18        |
| <b>EXPENDITURES</b>                    |              |                                       |              | Surplus Dec. 31, 1969                      | 405,079.53        |
| TOTAL                                  | 1,569,122.37 |                                       |              | Total                                      | 581,317.54        |

0315  
Population 1960 8,127  
Population 1969 9,030  
Moody Rating  
Land Area 9.68 Sq. Miles

# FLORENCE TWP

Net Valuation Taxable 57,365,603  
State Equalized Value 56,769,523  
Net Valuation on Which County Taxes  
are apportioned: 64,132,214  
State Equalization Ratio 1.0105

# - BURLINGTON COUNTY

General Tax Rate Per \$100. 3.07  
State Equalized  
General Tax Rate: 3.10

# PER CAPITA:

Gross Debt 132.23  
Net Debt 15.06  
Debt Service .91  
Total Tax Levy 191.29  
Municipal Expenditures 107.82

# PER CENT:

Gross Debt 2.24  
Net Debt .26  
Tax Levy Collected 89.69  
Tax Levy Cancelled, Abated  
or Adjusted 2.52

| 1969 EXPENDITURES                      |              | 1969 REVENUES                                     |  | 1969 PROPERTY TAX                          |  |
|--|--------------|---|--|--|--|
| GENERAL GOVERNMENT                     |              | 1969 — Property Taxes Collected                   |  | STATE EQUALIZED TAX RATE                   |  |
| Governing Body & Public Boards         |              | 1,548,139.76                                      |  | 1.97                                       |  |
| Municipal Clerk                        |              | 2,494.55  |  | Local District School Taxes                |  |
| Financial Administration               | 22,178.00    | 129,263.66  |  | Regional & Consolidated School Tax         |  |
| Assessment of Taxes                    | 7,201.00     | 331,880.00  |  | School Taxes in Municipal Budget           |  |
| Collection of Taxes                    | 11,400.00    | 163,816.81  |  | County Taxes                               |  |
| Planning, Housing & Development        | 1,875.00     | Other Miscellaneous Tax Revenues                  |  | County Library Taxes                       |  |
| Human Resources                        |              | State Aid Revenues                                |  | Local Municipal Purpose Taxes              |  |
| Elections                              |              | Federal Aid Revenues                              |  | Veteran & Senior Citizen Taxes             |  |
| General Administration (other)         | 41,200.00    | Sale of Acquired Property                         |  | Total Taxes for Rate Computation           |  |
| JUDICIARY                              |              | Other Miscellaneous Revenues                      |  | Special District Taxes                     |  |
| Municipal Courts                       | 7,300.00     | 1969 Revenues                                     |  | Bank Stock Taxes                           |  |
| PUBLIC SAFETY                          |              | Prior Years Surplus Appropriated                  |  | Added and Omitted Taxes                    |  |
| Fire Protection                        | 26,950.00    | REVENUES  |  | Total Taxes Levied - ABSTRACT              |  |
| Police Protection                      | 122,066.00   | TOTAL   |  | TOTAL TAXES BILLED                         |  |
| Civil Defense & Disaster Control       | 2,100.00     | 1969 REAL PROPERTY VALUATIONS                     |  | 1969 TAXES COLLECTED                       |  |
| Environmental Inspection & Control     | 1,313.00     | Code Class # of Parcels %VAL'N ASSESSED VALUATION |  | 1969 Taxes Cancelled, Abated or Adjusted   |  |
| Other Public Safety                    |              | 1 Vacant Land 298 5.97 3,374,725.00               |  | Transfer to Tax Title Liens or Foreclosed  |  |
| PUBLIC WORKS                           |              | 2 Residential 2297 49.81 28,156,695.00            |  | Balance Outstanding Dec. 31, 1969          |  |
| Streets and Drainage                   | 99,200.00    | 3 Farm 70 2.96 1,669,440.00                       |  | PRIOR YEARS TAXES OUTSTANDING              |  |
| Sewers and Sewage Processing           |              | 4a Commercial 110 14.36 8,115,545.00              |  | Balance January 1, 1969                    |  |
| Garbage and Trash Disposal             | 69,160.00    | 4b Industrial 9 25.33 14,317,400.00               |  | Collected in 1969                          |  |
| Public Buildings and Grounds           | 15,000.00    | 4c Apartments 8 1.58 894,750.00                   |  | Cancelled, Abated or Adjusted (1969)       |  |
| Other Public Works                     |              | Total 2792 100.01 56,528,555.00                   |  | Transfers to Tax Title Liens or Foreclosed |  |
| HEALTH and WELFARE                     |              | CAPITAL DEBT AUTHORIZED, DECEMBER 31, 1969        |  | Balance December 31, 1969                  |  |
| Health Services Except Environmental   | 2,960.00     | ISSUED AND UNISSUED                               |  | TAX TITLE LIENS OUTSTANDING                |  |
| Welfare-Public Assistance              | 3,100.00     | GROSS DEBT NET DEBT                               |  | Balance January 1, 1969                    |  |
| Hospitals, Clinics, First Aid          |              | School 835,000                                    |  | Transfers From Taxes                       |  |
| Animal, Insect, & Rodent Control       |              | Self-liquidating 223,000                          |  | Redeemed in 1969                           |  |
| Other Welfare Services                 |              | Other 136,000                                     |  | Cancelled, Abated or Adjusted (1969)       |  |
| RECREATION and CONSERVATION            |              | Total 1,194,000                                   |  | Transfers to Foreclosed Property           |  |
| Beaches and Boardwalks                 |              | ISSUED AND OUTSTANDING                            |  | Balance December 31, 1969                  |  |
| Parks, Playgrounds, Shade Trees        | 14,700.00    | School 803,000.00                                 |  | PROPERTY ACQUIRED BY DEED OR               |  |
| Land Reclamation & Conservation        |              | Self-Liquidating 223,000.00                       |  | FORECLOSURE                                |  |
| Other Recreational Services            | 18,340.00    | Other 133,000.00                                  |  | Balance January 1, 1969                    |  |
| EDUCATION (excluding schools)          |              | Total 1,159,000.00                                |  | Transfers From Taxes or Liens              |  |
| Libraries                              | 5,000.00     | EQUALIZED VALUATION BASIS                         |  | Sale for Cash (1969)                       |  |
| Other Educational Services             |              | FOR NET DEBT COMPUTATION                          |  | Cancelled, Abated or Adjusted (1969)       |  |
| STATUTORY EXPENDITURES                 |              | 1969 CAPITAL OUTLAY                               |  | Balance December 31, 1969                  |  |
| Pensions & F.I.C.A.                    | 41,113.16    | TOTAL   |  | CURRENT FINANCES DECEMBER 31, 1969         |  |
| Employee Fringe Benefits               | 27,657.00    | Beaches and Boardwalks                            |  | ASSETS                                     |  |
| Other Statutory Expenditures           |              | Parks and Playgrounds                             |  | Cash Dec. 31, 1969                         |  |
| MUNICIPAL FUNCTIONS                    | 539,813.16   | Public Buildings and Grounds                      |  | Taxes Receivable                           |  |
| CAPITAL IMPROVEMENTS                   | 81,366.67    | Vehicular Equipment                               |  | Tax Title Liens                            |  |
| DEBT SERVICE                           |              | Streets, Roads, Sidewalks, Storm Sewers           |  | Foreclosed Property                        |  |
| Principal Payments                     | 7,000.00     | Sewer System                                      |  | Emergencies & Other Deferred Charges       |  |
| Interest Payments                      | 1,225.00     | Water Service                                     |  | State Aid Receivable                       |  |
| DEFERRED CHARGES                       | 169,476.79   | Other Utilities                                   |  | Other Receivables                          |  |
| SCHOOL, COUNTY, SPECIAL DISTRICT TAXES | 1,494,078.96 | Hospitals and Clinics                             |  | Total                                      |  |
| RESERVE FOR UNCOLLECTED TAXES          | 174,700.00   | Garbage and Trash Disposal Facilities             |  | LIABILITIES                                |  |
| EXPENDITURES                           | 2,467,660.58 | Health Equipment                                  |  | Cash Liabilities                           |  |
|  |              | Library and Education Facilities                  |  | Reserves for Receivables                   |  |
|  |              | Conservation and Recreation                       |  | Surplus Dec. 31, 1969                      |  |
|  |              | Other Expenditures                                |  | Total                                      |  |
|  |              | 7,000.00  |  | 840,581.72                                 |  |

1411  
Population 1960 7,222  
Population 1969 8,660  
  
Moody Rating  
Land Area 7.60 Sq. Miles

FLORHAM PARK BORO - MORRIS COUNTY  
Net Valuation Taxable 44,463,096  
State Equalized Value 89,444,972  
Net Valuation on Which County Taxes are apportioned: 88,846,331  
State Equalization Ratio .4971  
  
General Tax Rate Per \$100. 6.46  
  
State Equalized General Tax Rate: 3.21

PER CAPITA:  
Gross Debt 371.76  
Net Debt 108.76  
Debt Service 8.66  
Total Tax Levy 332.77  
Municipal Expenditures 133.58

PER CENT:  
Gross Debt 3.86  
Net Debt 1.13  
Tax Levy Collected 97.44  
Tax Levy Cancelled, Abated or Adjusted .10

| 1969 EXPENDITURES                             |                           | 1969 REVENUES                          |                           | 1969 PROPERTY TAX                          |                     |
|---|---------------------------|--|---------------------------|--|---------------------|
| <b>GENERAL GOVERNMENT</b>                     |                           | <b>1969 — Property Taxes Collected</b> |                           | <b>STATE EQUALIZED TAX RATE</b>            |                     |
| Governing Body & Public Boards                |                           | 1969 Payments in Lieu of Taxes         | 2,812,264.35              | Local District School Taxes                | 1.14 1,016,411.97   |
| Municipal Clerk                               |                           | Delinquent Tax & Lien Collections      | 56,390.33                 | Regional & Consolidated School Tax         | .89 793,788.24      |
| Financial Administration                      | 37,161.00                 | Business Personality Replacement Taxes | 77,664.00                 | School Taxes in Municipal Budget           |                     |
| Assessment of Taxes                           | 10,106.00                 | Taxes from Public Utilities            | 128,081.34                | County Taxes                               | .40 360,269.97      |
| Collection of Taxes                           | 2,182.00                  | Other Miscellaneous Tax Revenues       |                           | County Library Taxes                       |                     |
| Planning, Housing & Development               | 15,340.00                 | State Aid Revenues                     | 33,132.68                 | Local Municipal Purpose Taxes              | .73 652,173.89      |
| Human Resources                               |                           | Federal Aid Revenues                   |                           | Veteran & Senior Citizen Taxes             | .05 45,470.00       |
| Elections                                     | 1,600.00                  | Sale of Acquired Property              | 5,000.00                  | Total Taxes for Rate Computation           | 3.21 2,868,114.07   |
| General Administration (other)                | 114,827.00                | Other Miscellaneous Revenues           | 78,849.18                 | Special District Taxes                     |                     |
| <b>JUDICIARY</b>                              |                           | 1969 Revenues                          | 3,191,381.88              | Bank Stock Taxes                           | 2,446.70            |
| Municipal Courts                              | 4,400.00                  | Prior Years Surplus Appropriated       | 180,000.00                | Added and Omitted Taxes                    | 56,697.96           |
| <b>PUBLIC SAFETY</b>                          |                           | <b>REVENUES</b>                        | <b>TOTAL 3,371,381.88</b> | Total Taxes Levied - ABSTRACT              | 2,881,788.73        |
| Fire Protection                               | 23,880.00                 |  |                           | <b>TOTAL TAXES BILLED</b>                  | <b>2,886,018.04</b> |
| Police Protection                             | 224,360.00                |  |                           | <b>1969 TAXES COLLECTED</b>                | <b>2,812,264.35</b> |
| Civil Defense & Disaster Control              | 3,520.00                  |  |                           | 1969 Taxes Cancelled, Abated or Adjusted   | 2,788.24            |
| Environmental Inspection & Control            | 15,274.00                 |  |                           | Transfer to Tax Title Liens or Foreclosed  | 1,583.45            |
| Other Public Safety                           |                           |  |                           | Balance Outstanding Dec. 31, 1969          | 69,382.00           |
| <b>PUBLIC WORKS</b>                           |                           | <b>1969 REAL PROPERTY VALUATIONS</b>   |                           | <b>PRIOR YEARS TAXES OUTSTANDING</b>       |                     |
| Streets and Drainage                          | 138,206.00                | Code Class # of Parcels %VAL'N         | ASSESSED VALUATION        | Balance January 1, 1969                    | 57,459.02           |
| Sewers and Sewage Processing                  | 70,000.00                 | 1 Vacant Land 212 5.11                 | 2,241,170.00              | Collected in 1969                          | 52,578.48           |
| Garbage and Trash Disposal                    | 10,320.00                 | 2 Residential 1990 66.08               | 29,000,550.00             | Cancelled, Abated or Adjusted (1969)       | 1,623.80            |
| Public Buildings and Grounds                  | 47,990.00                 | 3 Farm 2 .08                           | 35,500.00                 | Transfers to Tax Title Liens or Foreclosed | 2,058.05            |
| Other Public Works                            |                           | 4a Commercial 43 9.79                  | 4,298,150.00              | Balance December 31, 1969                  | 1,198.69            |
| <b>HEALTH and WELFARE</b>                     |                           | 4b Industrial 7 18.94                  | 8,312,250.00              | <b>TAX TITLE LIENS OUTSTANDING</b>         |                     |
| Health Services Except Environmental          | 10,049.00                 | 4c Apartments                          |                           | Balance January 1, 1969                    | 8,975.63            |
| Welfare-Public Assistance                     | 1,000.00                  | Total 2254 100.00                      | 43,887,620.00             | Transfers From Taxes                       | 3,853.53            |
| Hospitals, Clinics, First Aid                 |                           |  |                           | Redeemed in 1969                           | 3,811.85            |
| Animal, Insect, & Rodent Control              | 3,399.00                  |  |                           | Cancelled, Abated or Adjusted (1969)       |                     |
| Other Welfare Services                        |                           |  |                           | Transfers to Foreclosed Property           |                     |
| <b>RECREATION and CONSERVATION</b>            |                           |  |                           | Balance December 31, 1969                  | 9,017.31            |
| Beaches and Boardwalks                        |                           |  |                           | <b>PROPERTY ACQUIRED BY DEED OR</b>        |                     |
| Parks, Playgrounds, Shade Trees               | 6,300.00                  |  |                           | <b>FORECLOSURE</b>                         |                     |
| Land Reclamation & Conservation               |                           |  |                           | Balance January 1, 1969                    | 13,410.00           |
| Other Recreational Services                   | 18,150.00                 |  |                           | Transfers From Taxes or Liens              |                     |
| <b>EDUCATION (excluding schools)</b>          |                           |  |                           | Sale for Cash (1969)                       | 5,000.00            |
| Libraries                                     | 38,900.00                 |  |                           | Cancelled, Abated or Adjusted (1969)       |                     |
| Other Educational Services                    |                           |  |                           | Balance December 31, 1969                  | 8,410.00            |
| <b>STATUTORY EXPENDITURES</b>                 |                           |  |                           | <b>CURRENT FINANCES DECEMBER 31, 1969</b>  |                     |
| Pensions & F.I.C.A.                           | 43,449.70                 |  |                           | <b>ASSETS</b>                              |                     |
| Employee Fringe Benefits                      | 5,100.00                  |  |                           | Cash Dec. 31, 1969                         | 427,758.62          |
| Other Statutory Expenditures                  |                           |  |                           | Taxes Receivable                           | 70,580.69           |
| <b>MUNICIPAL FUNCTIONS</b>                    | <b>TOTAL 845,513.70</b>   |  |                           | Tax Title Liens                            | 9,017.31            |
| <b>CAPITAL IMPROVEMENTS</b>                   | <b>110,000.00</b>         |  |                           | Foreclosed Property                        | 8,410.00            |
| <b>DEBT SERVICE</b>                           |                           |  |                           | Emergencies & Other Deferred Charges       |                     |
| Principal Payments                            | 71,600.00                 |  |                           | State Aid Receivable                       | 29,000.00           |
| Interest Payments                             | 3,400.00                  |  |                           | Other Receivables                          | 12,707.17           |
|   |                           |  |                           | <b>Total</b>                               | <b>557,473.79</b>   |
| <b>DEFERRED CHARGES</b>                       | <b>11,822.27</b>          |  |                           | <b>LIABILITIES</b>                         |                     |
| <b>SCHOOL, COUNTY, SPECIAL DISTRICT TAXES</b> | <b>2,170,470.18</b>       |  |                           | Cash Liabilities                           | 230,766.14          |
| <b>RESERVE FOR UNCOLLECTED TAXES</b>          | <b>114,481.30</b>         |  |                           | Reserves for Receivables                   | 100,715.17          |
|   |                           |  |                           | Surplus Dec. 31, 1969                      | 225,992.48          |
| <b>EXPENDITURES</b>                           | <b>TOTAL 3,327,287.45</b> |  |                           | <b>Total</b>                               | <b>557,473.79</b>   |

1110  
 Population 1960 482  
 Population 1969 720  
 Moody Rating  
 Land Area 8.79 Sq. Miles

FOLSOM BORO  
 Net Valuation Taxable 3,192,067  
 State Equalized Value 7,262,951  
 Net Valuation on Which County Taxes  
 are apportioned: 7,088,853  
 State Equalization Ratio .4395

- ATLANTIC COUNTY

General Tax Rate Per \$100. 7.60  
 State Equalized  
 General Tax Rate: 3.34

PER CAPITA:  
 Gross Debt 472.22  
 Net Debt 220.95  
 Debt Service  
 Total Tax Levy 329.31  
 Municipal Expenditures 124.97

PER CENT:  
 Gross Debt 5.64  
 Net Debt 2.64  
 Tax Levy Collected 88.36  
 Tax Levy Cancelled, Abated  
 or Adjusted .31

| 1969 EXPENDITURES                      |            | 1969 REVENUES                                     |  | 1969 PROPERTY TAX                          |                 |
|--|------------|---|--|--|-----------------|
| GENERAL GOVERNMENT                     |            | 1969 — Property Taxes Collected                   |  | STATE EQUALIZED TAX RATE                   |                 |
| Governing Body & Public Boards         |            | 209,511.18  |  | Local District School Taxes                | 2.28 165,269.00 |
| Municipal Clerk                        |            | 1969 Payments in Lieu of Taxes                    |  | Regional & Consolidated School Tax         |                 |
| Financial Administration               | 1,850.00   | Delinquent Tax & Lien Collections                 |  | School Taxes in Municipal Budget           |                 |
| Assessment of Taxes                    | 5,900.00   | 9,258.52  |  | County Taxes                               | .83 60,245.24   |
| Collection of Taxes                    | 2,200.00   | Business Personality Replacement Taxes            |  | County Library Taxes                       | .01 482.34      |
| Planning, Housing & Development        |            | 10,068.00   |  | Local Municipal Purpose Taxes              | .14 10,000.00   |
| Human Resources                        |            | Taxes from Public Utilities                       |  | Veteran & Senior Citizen Taxes             | .09 6,380.00    |
| Elections                              |            | 19,924.16   |  | Total Taxes for Rate Computation           | 3.35 242,376.58 |
| General Administration (other)         | 7,725.00   | Other Miscellaneous Tax Revenues                  |  | Special District Taxes                     |                 |
| JUDICIARY                              |            | State Aid Revenues                                |  | Bank Stock Taxes                           |                 |
| Municipal Courts                       | 4,200.00   | Federal Aid Revenues                              |  | Added and Omitted Taxes                    | 1,107.50        |
| PUBLIC SAFETY                          |            | Sale of Acquired Property                         |  | Total Taxes Levied - ABSTRACT              | 237,104.08      |
| Fire Protection                        | 5,000.00   | Other Miscellaneous Revenues                      |  | TOTAL TAXES BILLED                         | 237,104.08      |
| Police Protection                      | 2,300.00   | 1969 Revenues                                     |  | 1969 TAXES COLLECTED                       | 209,511.18      |
| Civil Defense & Disaster Control       | 250.00     | Prior Years Surplus Appropriated                  |  | 1969 Taxes Cancelled, Abated or Adjusted   | 725.04          |
| Environmental Inspection & Control     | 650.00     | 13,500.00   |  | Transfer to Tax Title Liens or Foreclosed  |                 |
| Other Public Safety                    |            | REVENUES TOTAL                                    |  | Balance Outstanding Dec. 31, 1969          | 26,867.86       |
| PUBLIC WORKS                           |            | 276,870.09  |  | PRIOR YEARS TAXES OUTSTANDING              |                 |
| Streets and Drainage                   | 15,100.00  | 1969 REAL PROPERTY VALUATIONS                     |  | Balance January 1, 1969                    | 27,222.48       |
| Sewers and Sewage Processing           |            | Code Class # of Parcels %VAL'N ASSESSED VALUATION |  | Collected in 1969                          | 9,168.55        |
| Garbage and Trash Disposal             |            | 1 Vacant Land 908 19.90 579,227.00                |  | Cancelled, Abated or Adjusted (1969)       |                 |
| Public Buildings and Grounds           |            | 2 Residential 279 54.43 1,583,875.00              |  | Transfers to Tax Title Liens or Foreclosed |                 |
| Other Public Works                     | 2,800.00   | 3 Farm 8 .66 19,290.00                            |  | Balance December 31, 1969                  | 18,053.93       |
| HEALTH and WELFARE                     |            | 4a Commercial 31 12.92 375,940.00                 |  | TAX TITLE LIENS OUTSTANDING                |                 |
| Health Services Except Environmental   | 2,850.00   | 4b Industrial 6 12.08 351,660.00                  |  | Balance January 1, 1969                    | 4,315.78        |
| Welfare-Public Assistance              | 300.00     | 4c Apartments                                     |  | Transfers From Taxes                       |                 |
| Hospitals, Clinics, First Aid          | 450.00     | Total 1232 99.99 2,909,992.00                     |  | Redeemed in 1969                           | 89.97           |
| Animal, Insect, & Rodent Control       | 450.00     | CAPITAL DEBT AUTHORIZED, DECEMBER 31, 1969        |  | Cancelled, Abated or Adjusted (1969)       |                 |
| Other Welfare Services                 |            | ISSUED AND UNISSUED GROSS DEBT NET DEBT           |  | Transfers to Foreclosed Property           |                 |
| RECREATION and CONSERVATION            |            | School 340,000 159,082                            |  | Balance December 31, 1969                  | 4,225.81        |
| Beaches and Boardwalks                 |            | Self-liquidating                                  |  | PROPERTY ACQUIRED BY DEED OR               |                 |
| Parks, Playgrounds, Shade Trees        |            | Other   |  | FORECLOSURE                                |                 |
| Land Reclamation & Conservation        |            | Total 340,000 159,082                             |  | Balance January 1, 1969                    | 3,577.00        |
| Other Recreational Services            |            | ISSUED AND OUTSTANDING                            |  | Transfers From Taxes or Liens              |                 |
| EDUCATION (excluding schools)          |            | School 340,000.00                                 |  | Sale for Cash (1969)                       |                 |
| Libraries                              |            | Self-Liquidating                                  |  | Cancelled, Abated or Adjusted (1969)       |                 |
| Other Educational Services             |            | Other   |  | Balance December 31, 1969                  | 3,577.00        |
| STATUTORY EXPENDITURES                 |            | Total 340,000.00                                  |  | CURRENT FINANCES DECEMBER 31, 1969         |                 |
| Pensions & F.I.C.A.                    | 700.00     | EQUALIZED VALUATION BASIS                         |  | ASSETS                                     |                 |
| Employee Fringe Benefits               | 1,000.00   | FOR NET DEBT COMPUTATION                          |  | Cash Dec. 31, 1969                         | 80,441.62       |
| Other Statutory Expenditures           |            | 1969 CAPITAL OUTLAY TOTAL                         |  | Taxes Receivable                           | 44,921.79       |
| MUNICIPAL FUNCTIONS                    |            | 4,000.00  |  | Tax Title Liens                            | 4,225.81        |
| CAPITAL IMPROVEMENTS                   | 4,000.00   | Beaches and Boardwalks                            |  | Foreclosed Property                        | 3,577.00        |
| DEBT SERVICE                           |            | Parks and Playgrounds                             |  | Emergencies & Other Deferred Charges       | 33.60           |
| Principal Payments                     |            | Public Buildings and Grounds                      |  | State Aid Receivable                       | 13,859.00       |
| Interest Payments                      |            | Vehicular Equipment                               |  | Other Receivables                          | 370.99          |
| DEFERRED CHARGES                       |            | Streets, Roads, Sidewalks, Storm Sewers           |  | Total                                      | 147,429.81      |
| SCHOOL, COUNTY, SPECIAL DISTRICT TAXES | 225,996.58 | Sewer System                                      |  | LIABILITIES                                |                 |
| RESERVE FOR UNCOLLECTED TAXES          | 32,250.00  | Water Service                                     |  | Cash Liabilities                           | 34,020.39       |
| EXPENDITURES                           |            | Other Utilities                                   |  | Reserves for Receivables                   | 53,095.59       |
|  |            | Hospitals and Clinics                             |  | Surplus Dec. 31, 1969                      | 60,313.83       |
|  |            | Garbage and Trash Disposal Facilities             |  | Total                                      | 147,429.81      |
|  |            | Health Equipment                                  |  |  |                 |
|  |            | Library and Education Facilities                  |  |  |                 |
|  |            | Conservation and Recreation                       |  |  |                 |
|  |            | Other Expenditures                                |  |  |                 |
| TOTAL                                  | 315,971.58 |   |  |  |                 |

0219  
Population 1960 21,815  
Population 1969 32,940  
S & P Rating BBB  
Moody Rating BAA  
Land Area 2.50 Sq. Miles

FORT LEE BORO - BERGEN COUNTY  
Net Valuation Taxable 257,454,455  
State Equalized Value 354,181,393  
Net Valuation on Which County Taxes are apportioned: 331,973,224  
State Equalization Ratio .7269  
General Tax Rate Per \$100. 2.70  
State Equalized General Tax Rate: 1.96

PER CAPITA:  
Gross Debt 315.00  
Net Debt 157.22  
Debt Service 8.10  
Total Tax Levy 209.78  
Municipal Expenditures 105.57

PER CENT:  
Gross Debt 3.24  
Net Debt 1.62  
Tax Levy Collected 91.58  
Tax Levy Cancelled, Abated or Adjusted .92

| 1969 EXPENDITURES                      |                           | 1969 REVENUES                         |                           | 1969 PROPERTY TAX                          |                   |
|--|---------------------------|---------------------------------------|---------------------------|--|-------------------|
| <b>GENERAL GOVERNMENT</b>              |                           | 1969 — Property Taxes Collected       |                           | <b>STATE EQUALIZED TAX RATE</b>            |                   |
| Governing Body & Public Boards         |                           |                                       | 6,340,814.73              | Local District School Taxes                | .91 3,230,532.00  |
| Municipal Clerk                        |                           | 1969 Payments in Lieu of Taxes        | 28,920.92                 | Regional & Consolidated School Tax         |                   |
| Financial Administration               | 10,200.00                 | Delinquent Tax & Lien Collections     | 234,214.23                | School Taxes in Municipal Budget           |                   |
| Assessment of Taxes                    | 26,000.00                 | Business Personalty Replacement Taxes | 41,636.00                 | County Taxes                               | .38 1,357,026.58  |
| Collection of Taxes                    | 49,000.00                 | Taxes from Public Utilities           | 298,214.86                | County Library Taxes                       |                   |
| Planning, Housing & Development        | 7,400.00                  | Other Miscellaneous Tax Revenues      |                           | Local Municipal Purpose Taxes              | .64 2,261,952.50  |
| Human Resources                        |                           | State Aid Revenues                    | 99,476.65                 | Veteran & Senior Citizen Taxes             | .03 88,850.00     |
| Elections                              | 8,000.00                  | Federal Aid Revenues                  |                           | Total Taxes for Rate Computation           | 1.96 6,938,361.08 |
| General Administration (other)         | 117,463.90                | Sale of Acquired Property             |                           | Special District Taxes                     |                   |
| <b>JUDICIARY</b>                       |                           | Other Miscellaneous Revenues          | 328,417.20                | Bank Stock Taxes                           | 15,947.50         |
| Municipal Courts                       | 43,100.00                 | 1969 Revenues                         | 7,371,694.59              | Added and Omitted Taxes                    | 44,533.80         |
| <b>PUBLIC SAFETY</b>                   |                           | Prior Years Surplus Appropriated      | 95,000.00                 | Total Taxes Levied - ABSTRACT              | 6,909,992.38      |
| Fire Protection                        | 130,600.00                | <b>REVENUES</b>                       | <b>TOTAL</b> 7,466,694.59 | <b>TOTAL TAXES BILLED</b>                  | 6,923,951.59      |
| Police Protection                      | 729,744.38                |                                       |                           | 1969 TAXES COLLECTED                       | 6,340,814.73      |
| Civil Defense & Disaster Control       | 600.00                    |                                       |                           | 1969 Taxes Cancelled, Abated or Adjusted   | 63,453.00         |
| Environmental Inspection & Control     | 21,600.00                 |                                       |                           | Transfer to Tax Title Liens or Foreclosed  | 3,363.12          |
| Other Public Safety                    |                           |                                       |                           | Balance Outstanding Dec. 31, 1969          | 516,320.74        |
| <b>PUBLIC WORKS</b>                    |                           |                                       |                           | <b>PRIOR YEARS TAXES OUTSTANDING</b>       |                   |
| Streets and Drainage                   | 251,196.02                |                                       |                           | Balance January 1, 1969                    | 479,983.15        |
| Sewers and Sewage Processing           | 336,000.00                |                                       |                           | Collected in 1969                          | 233,017.83        |
| Garbage and Trash Disposal             | 187,403.98                |                                       |                           | Cancelled, Abated or Adjusted (1969)       | 4,153.74          |
| Public Buildings and Grounds           | 69,000.00                 |                                       |                           | Transfers to Tax Title Liens or Foreclosed | 1,997.16          |
| Other Public Works                     |                           |                                       |                           | Balance December 31, 1969                  | 240,814.42        |
| <b>HEALTH AND WELFARE</b>              |                           |                                       |                           | <b>TAX TITLE LIENS OUTSTANDING</b>         |                   |
| Health Services Except Environmental   | 57,500.00                 |                                       |                           | Balance January 1, 1969                    | 6,437.50          |
| Welfare-Public Assistance              | 21,500.00                 |                                       |                           | Transfers From Taxes                       | 5,585.42          |
| Hospitals, Clinics, First Aid          |                           |                                       |                           | Redeemed in 1969                           | 1,196.40          |
| Animal, Insect, & Rodent Control       |                           |                                       |                           | Cancelled, Abated or Adjusted (1969)       |                   |
| Other Welfare Services                 |                           |                                       |                           | Transfers to Foreclosed Property:          | 113.42            |
| <b>RECREATION AND CONSERVATION</b>     |                           |                                       |                           | Balance December 31, 1969                  | 10,713.10         |
| Beaches and Boardwalks                 |                           |                                       |                           | <b>PROPERTY ACQUIRED BY DEED OR</b>        |                   |
| Parks, Playgrounds, Shade Trees        | 131,000.00                |                                       |                           | <b>FORECLOSURE</b>                         |                   |
| Land Reclamation & Conservation        |                           |                                       |                           | Balance January 1, 1969                    | 8,220.00          |
| Other Recreational Services            | 7,236.10                  |                                       |                           | Transfers From Taxes or Liens              |                   |
| <b>EDUCATION (excluding schools)</b>   |                           |                                       |                           | Sale for Cash (1969)                       |                   |
| Libraries                              | 61,000.00                 |                                       |                           | Cancelled, Abated or Adjusted (1969)       |                   |
| Other Educational Services             |                           |                                       |                           | Balance December 31, 1969                  | 8,220.00          |
| <b>STATUTORY EXPENDITURES</b>          |                           |                                       |                           | <b>CURRENT FINANCES DECEMBER 31, 1969</b>  |                   |
| Pensions & F.I.C.A.                    | 163,694.93                |                                       |                           | <b>ASSETS</b>                              |                   |
| Employee Fringe Benefits               | 140,300.00                |                                       |                           | Cash Dec. 31, 1969                         | 533,036.88        |
| Other Statutory Expenditures           |                           |                                       |                           | Taxes Receivable                           | 757,135.16        |
| <b>MUNICIPAL FUNCTIONS</b>             |                           |                                       |                           | Tax Title Liens                            | 10,713.10         |
| <b>CAPITAL IMPROVEMENTS</b>            |                           |                                       |                           | Foreclosed Property                        | 8,220.00          |
| <b>DEBT SERVICE</b>                    |                           |                                       |                           | Emergencies & Other Deferred Charges       | 145,463.67        |
| Principal Payments                     | 169,000.00                |                                       |                           | State Aid Receivable                       | 22,536.74         |
| Interest Payments                      | 97,740.00                 |                                       |                           | Other Receivables                          | 6,893.98          |
| <b>DEFERRED CHARGES</b>                |                           |                                       |                           | Total                                      | 1,483,999.53      |
| SCHOOL, COUNTY, SPECIAL DISTRICT TAXES | 41,000.00                 |                                       |                           | <b>LIABILITIES</b>                         |                   |
| RESERVE FOR UNCOLLECTED TAXES          | 508,500.00                |                                       |                           | Cash Liabilities                           | 669,200.92        |
| <b>EXPENDITURES</b>                    | <b>TOTAL</b> 8,065,137.89 |                                       |                           | Reserves for Receivables                   | 782,962.24        |
|  |                           |                                       |                           | Surplus Dec. 31, 1969                      | 31,836.37         |
|  |                           |                                       |                           | Total                                      | 1,483,999.53      |

1905  
Population 1960 2,170  
Population 1969 2,590  
Moody Rating  
Land Area 34.80 Sq. Miles

FRANKFORD TWP - SUSSEX COUNTY  
Net Valuation Taxable 16,343,528  
State Equalized Value 31,484,353 General Tax Rate Per \$100. 6.20  
Net Valuation on Which County Taxes are apportioned: 37,660,983 State Equalized General Tax Rate: 3.21  
State Equalization Ratio .5191

PER CAPITA:  
Gross Debt 432.05  
Net Debt  
Debt Service  
Total Tax Levy 386.93  
Municipal Expenditures 171.98  
PER CENT:  
Gross Debt 3.40  
Net Debt  
Tax Levy Collected 87.85  
Tax Levy Cancelled, Abated or Adjusted .18

| 1969 EXPENDITURES                      |              | 1969 REVENUES                              |               | 1969 PROPERTY TAX                          |                   |
|--|--------------|--|---------------|--|-------------------|
| GENERAL GOVERNMENT                     |              | 1969 — Property Taxes Collected            |               | STATE EQUALIZED TAX RATE                   |                   |
| Governing Body & Public Boards         |              | 1969 Payments in Lieu of Taxes             | 880,478.14    | Local District School Taxes                | 1.04 326,685.12   |
| Municipal Clerk                        |              | Delinquent Tax & Lien Collections          | 115,509.65    | Regional & Consolidated School Tax         | .77 243,733.11    |
| Financial Administration               | 13,400.00    | Business Personalty Replacement Taxes      | 37,469.00     | School Taxes in Municipal Budget           |                   |
| Assessment of Taxes                    | 43,320.00    | Taxes from Public Utilities                | 48,018.30     | County Taxes                               | .83 262,781.91    |
| Collection of Taxes                    | 1,500.00     | Other Miscellaneous Tax Revenues           | 15,523.92     | County Library Taxes                       | .04 11,983.69     |
| Planning, Housing & Development        | 6,800.00     | State Aid Revenues                         |               | Local Municipal Purpose Taxes              | .48 152,090.99    |
| Human Resources                        |              | Federal Aid Revenues                       |               | Veteran & Senior Citizen Taxes             | .05 15,910.00     |
| Elections                              |              | Sale of Acquired Property                  | 25,942.76     | Total Taxes for Rate Computation           | 3.21 1,013,184.82 |
| General Administration (other)         | 17,900.00    | Other Miscellaneous Revenues               | 1,122,941.77  | Special District Taxes                     |                   |
| JUDICIARY                              |              | 1969 Revenues                              | 50,000.00     | Bank Stock Taxes                           | 250.37            |
| Municipal Courts                       | 2,250.00     | Prior Years Surplus Appropriated           | 1,172,941.77  | Added and Omitted Taxes                    | 4,636.05          |
| PUBLIC SAFETY                          |              | REVENUES                                   | TOTAL         | Total Taxes Levied - ABSTRACT              | 1,002,161.24      |
| Fire Protection                        | 7,100.00     |  |               | TOTAL TAXES BILLED                         | 1,002,272.30      |
| Police Protection                      | 11,820.00    | 1969 REAL PROPERTY VALUATIONS              |               | 1969 TAXES COLLECTED                       | 880,478.14        |
| Civil Defense & Disaster Control       | 600.00       | Code Class # of Parcels %VAL'N             |               | 1969 Taxes Cancelled, Abated or Adjusted   | 1,825.05          |
| Environmental Inspection & Control     | 950.00       | 1 Vacant Land 892 5.48                     | 888,400.00    | Transfer to Tax Title Liens or Foreclosed  | 6,330.40          |
| Other Public Safety                    |              | 2 Residential 1266 66.53                   | 10,782,875.00 | Balance Outstanding Dec. 31, 1969          | 113,638.71        |
| PUBLIC WORKS                           |              | 3 Farm 308 17.61                           | 2,853,925.00  | PRIOR YEARS TAXES OUTSTANDING              |                   |
| Streets and Drainage                   | 131,196.39   | 4a Commercial 60 10.30                     | 1,669,900.00  | Balance January 1, 1969                    | 117,902.65        |
| Sewers and Sewage Processing           |              | 4b Industrial                              |               | Collected in 1969                          | 114,452.78        |
| Garbage and Trash Disposal             | 3,600.00     | 4c Apartments 1 .07                        | 11,800.00     | Cancelled, Abated or Adjusted (1969)       | 518.96            |
| Public Buildings and Grounds           | 3,700.00     | Total 2527 99.99                           | 16,206,900.00 | Transfers to Tax Title Liens or Foreclosed | 1,633.24          |
| Other Public Works                     |              |  |               | Balance December 31, 1969                  | 1,297.67          |
| HEALTH and WELFARE                     |              | CAPITAL DEBT AUTHORIZED, DECEMBER 31, 1969 |               | TAX TITLE LIENS OUTSTANDING                |                   |
| Health Services Except Environmental   | 2,800.00     | ISSUED AND UNISSUED                        |               | Balance January 1, 1969                    | 13,070.87         |
| Welfare-Public Assistance              | 2,050.00     | GROSS DEBT                                 |               | Transfers From Taxes                       | 8,150.42          |
| Hospitals, Clinics, First Aid          | 2,300.00     | NET DEBT                                   |               | Redeemed in 1969                           | 1,056.87          |
| Animal, Insect, & Rodent Control       |              | 1,160                                      |               | Cancelled, Abated or Adjusted (1969)       |                   |
| Other Welfare Services                 |              | Total 1,119,017                            |               | Transfers to Foreclosed Property           |                   |
| RECREATION and CONSERVATION            |              | ISSUED AND OUTSTANDING                     |               | Balance December 31, 1969                  | 20,164.42         |
| Beaches and Boardwalks                 |              | School                                     |               | PROPERTY ACQUIRED BY DEED OR               |                   |
| Parks, Playgrounds, Shade Trees        |              | Self-Liquidating                           |               | FORECLOSURE                                |                   |
| Land Reclamation & Conservation        |              | Other                                      |               | Balance January 1, 1969                    | 700.00            |
| Other Recreational Services            | 600.00       | Total                                      |               | Transfers From Taxes or Liens              |                   |
| EDUCATION (excluding schools)          |              | EQUALIZED VALUATION BASIS                  |               | Sale for Cash (1969)                       |                   |
| Libraries                              |              | FOR NET DEBT COMPUTATION                   |               | Cancelled, Abated or Adjusted (1969)       |                   |
| Other Educational Services             |              | 32,871,396.33                              |               | Balance December 31, 1969                  | 700.00            |
| STATUTORY EXPENDITURES                 |              | 1969 CAPITAL OUTLAY                        |               | CURRENT FINANCES DECEMBER 31, 1969         |                   |
| Pensions & F.I.C.A.                    | 6,644.00     | TOTAL                                      |               | ASSETS                                     |                   |
| Employee Fringe Benefits               | 2,300.00     | Beaches and Boardwalks                     |               | Cash Dec. 31, 1969                         | 165,403.70        |
| Other Statutory Expenditures           |              | Parks and Playgrounds                      |               | Taxes Receivable                           | 114,936.38        |
| MUNICIPAL FUNCTIONS                    |              | Public Buildings and Grounds               |               | Tax Title Liens                            | 20,164.42         |
| CAPITAL IMPROVEMENTS                   | 26,250.00    | Vehicular Equipment                        |               | Foreclosed Property                        | 700.00            |
| DEBT SERVICE                           |              | Streets, Roads, Sidewalks, Storm Sewers    |               | Emergencies & Other Deferred Charges       | 33,865.62         |
| Principal Payments                     |              | Sewer System                               |               | State Aid Receivable                       | 24,064.00         |
| Interest Payments                      |              | Water Service                              |               | Other Receivables                          | 5,085.00          |
| DEFERRED CHARGES                       | 11,795.27    | Other Utilities                            |               | Total                                      | 364,219.12        |
| SCHOOL, COUNTY, SPECIAL DISTRICT TAXES | 845,183.83   | Hospitals and Clinics                      |               | LIABILITIES                                |                   |
| RESERVE FOR UNCOLLECTED TAXES          | 146,557.55   | Garbage and Trash Disposal Facilities      |               | Cash Liabilities                           | 76,378.10         |
|  |              | Health Equipment                           |               | Reserves for Receivables                   | 140,885.80        |
|  |              | Library and Education Facilities           |               | Surplus Dec. 31, 1969                      | 146,955.22        |
|  |              | Conservation and Recreation                |               | Total                                      | 364,219.12        |
| EXPENDITURES                           |              | Other Expenditures                         |               |  |                   |
| TOTAL                                  | 1,290,617.04 |  |               |  |                   |



1906  
Population 1960 3,624  
Population 1969 4,250  
  
Moody Rating  
Land Area 4.40 Sq Miles

FRANKLIN BORO - SUSSEX COUNTY  
Net Valuation Taxable 17,354,037  
State Equalized Value 19,256,587  
Net Valuation on Which County Taxes are apportioned: 17,398,468  
State Equalization Ratio .9012  
General Tax Rate Per \$100. 3.70  
State Equalized General Tax Rate: 3.33

PER CAPITA:  
Gross Debt 123.53  
Net Debt 17.65  
Debt Service .47  
Total Tax Levy 147.62  
Municipal Expenditures 87.10  
  
PER CENT:  
Gross Debt 3.30  
Net Debt .47  
Tax Levy Collected 91.71  
Tax Levy Cancelled, Abated or Adjusted .23

| 1969 EXPENDITURES                      |                   | 1969 REVENUES                         |                         | 1969 PROPERTY TAX                               |                 |
|--|-------------------|---------------------------------------|-------------------------|---|-----------------|
| <b>GENERAL GOVERNMENT</b>              |                   | 1969 — Property Taxes Collected       |                         | <b>STATE EQUALIZED TAX RATE</b>                 |                 |
| Governing Body & Public Boards         |                   | 1969 Payments in Lieu of Taxes        | 574,975.11              | Local District School Taxes                     | 2.15 413,465.00 |
| Municipal Clerk                        |                   | Delinquent Tax & Lien Collections     | 56,227.84               | Regional & Consolidated School Tax              |                 |
| Financial Administration               | 16,388.00         | Business Personalty Replacement Taxes | 36,354.00               | School Taxes in Municipal Budget                |                 |
| Assessment of Taxes                    | 4,450.00          | Taxes from Public Utilities           | 71,875.69               | County Taxes                                    | .63 121,287.55  |
| Collection of Taxes                    | 7,870.03          | Other Miscellaneous Tax Revenues      |                         | County Library Taxes                            | .03 5,530.92    |
| Planning, Housing & Development        | 3,950.00          | State Aid Revenues                    | 19,042.76               | Local Municipal Purpose Taxes                   | .39 74,201.12   |
| Human Resources                        |                   | Federal Aid Revenues                  |                         | Veteran & Senior Citizen Taxes                  | .14 27,260.00   |
| Elections                              | 1,475.00          | Sale of Acquired Property             |                         | Total Taxes for Rate Computation                | 3.34 641,744.59 |
| General Administration (other)         | 25,465.09         | Other Miscellaneous Revenues          | 52,415.50               | Special District Taxes                          |                 |
| <b>JUDICIARY</b>                       |                   | 1969 Revenues                         | 810,890.90              | Bank Stock Taxes                                | 4,211.07        |
| Municipal Courts                       | 4,100.00          | Prior Years Surplus Appropriated      | 95,000.00               | Added and Omitted Taxes                         | 8,701.40        |
| <b>PUBLIC SAFETY</b>                   |                   | <b>REVENUES</b>                       | <b>TOTAL</b> 905,890.90 | Total Taxes Levied - ABSTRACT                   | 627,397.06      |
| Fire Protection                        | 12,875.00         |                                       |                         | <b>TOTAL TAXES BILLED</b>                       | 626,970.58      |
| Police Protection                      | 42,578.23         |                                       |                         | 1969 TAXES COLLECTED                            | 574,975.11      |
| Civil Defense & Disaster Control       | 680.00            |                                       |                         | 1969 Taxes Cancelled, Abated or Adjusted        | 1,431.28        |
| Environmental Inspection & Control     | 1,300.00          |                                       |                         | Transfer to Tax Title Liens or Foreclosed       | 2,122.69        |
| Other Public Safety                    |                   |                                       |                         | Balance Outstanding Dec. 31, 1969               | 48,441.50       |
| <b>PUBLIC WORKS</b>                    |                   | <b>1969 REAL PROPERTY VALUATIONS</b>  |                         | <b>PRIOR YEARS TAXES OUTSTANDING</b>            |                 |
| Streets and Drainage                   | 77,214.51         | Code Class # of Parcels %VAL'N        | ASSESSED VALUATION      | Balance January 1, 1969                         | 51,589.05       |
| Sewers and Sewage Processing           |                   | 1 Vacant Land 206 4.49                | 750,130.00              | Collected in 1969                               | 48,390.88       |
| Garbage and Trash Disposal             | 26,900.00         | 2 Residential 1103 61.48              | 10,270,660.00           | Cancelled, Abated or Adjusted (1969)            | 663.23          |
| Public Buildings and Grounds           | 13,010.00         | 3 Farm 15 2.50                        | 417,435.00              | Transfers to Tax Title Liens or Foreclosed      | 1,694.55        |
| Other Public Works                     |                   | 4a Commercial 114 25.09               | 4,191,420.00            | Balance December 31, 1969                       | 840.39          |
| <b>HEALTH AND WELFARE</b>              |                   | 4b Industrial 7 5.57                  | 930,125.00              | <b>TAX TITLE LIENS OUTSTANDING</b>              |                 |
| Health Services Except Environmental   | 3,700.00          | 4c Apartments 3 .87                   | 144,700.00              | Balance January 1, 1969                         | 10,636.07       |
| Welfare-Public Assistance              | 700.00            | Total 1448 100.00                     | 16,704,470.00           | Transfers From Taxes                            | 4,013.10        |
| Hospitals, Clinics, First Aid          |                   |                                       |                         | Redeemed in 1969                                | 7,836.96        |
| Animal, Insect, & Rodent Control       | 500.00            |                                       |                         | Cancelled, Abated or Adjusted (1969)            |                 |
| Other Welfare Services                 |                   |                                       |                         | Transfers to Foreclosed Property                |                 |
| <b>RECREATION and CONSERVATION</b>     |                   |                                       |                         | Balance December 31, 1969                       | 6,812.21        |
| Beaches and Boardwalks                 |                   |                                       |                         | <b>PROPERTY ACQUIRED BY DEED OR FORECLOSURE</b> |                 |
| Parks, Playgrounds, Shade Trees        |                   |                                       |                         | Balance January 1, 1969                         | 10,375.00       |
| Land Reclamation & Conservation        |                   |                                       |                         | Transfers From Taxes or Liens                   |                 |
| Other Recreational Services            | 17,000.00         |                                       |                         | Sale for Cash (1969)                            |                 |
| <b>EDUCATION (excluding schools)</b>   |                   |                                       |                         | Cancelled, Abated or Adjusted (1969)            |                 |
| Libraries                              |                   |                                       |                         | Balance December 31, 1969                       | 10,375.00       |
| Other Educational Services             |                   |                                       |                         | <b>CURRENT FINANCES DECEMBER 31, 1969</b>       |                 |
| <b>STATUTORY EXPENDITURES</b>          |                   |                                       |                         | <b>ASSETS</b>                                   |                 |
| Pensions & F.I.C.A.                    | 20,047.83         |                                       |                         | Cash Dec. 31, 1969                              | 129,725.04      |
| Employee Fringe Benefits               | 11,212.00         |                                       |                         | Taxes Receivable                                | 49,281.89       |
| Other Statutory Expenditures           |                   |                                       |                         | Tax Title Liens                                 | 6,812.21        |
| <b>MUNICIPAL FUNCTIONS</b>             |                   |                                       |                         | Foreclosed Property                             | 10,375.00       |
| <b>CAPITAL IMPROVEMENTS</b>            |                   |                                       |                         | Emergencies & Other Deferred Charges            | 15,021.54       |
| <b>DEBT SERVICE</b>                    |                   |                                       |                         | State Aid Receivable                            | 29,079.47       |
| Principal Payments                     |                   |                                       |                         | Other Receivables                               | 11,722.20       |
| Interest Payments                      | 2,000.00          |                                       |                         | <b>Total</b>                                    | 252,017.35      |
| <b>DEFERRED CHARGES</b>                |                   |                                       |                         | <b>LIABILITIES</b>                              |                 |
| SCHOOL, COUNTY, SPECIAL DISTRICT TAXES | 11,500.00         |                                       |                         | Cash Liabilities                                | 25,278.10       |
| RESERVE FOR UNCOLLECTED TAXES          | 540,283.47        |                                       |                         | Reserves for Receivables                        | 78,191.30       |
|  | 55,248.95         |                                       |                         | Surplus Dec. 31, 1969                           | 148,547.95      |
| <b>EXPENDITURES</b>                    |                   |                                       |                         | <b>Total</b>                                    | 252,017.35      |
| <b>TOTAL</b>                           | <b>910,448.11</b> |                                       |                         |   |                 |

0805  
Population 1960 7,451  
Population 1969 9,060  
  
Moody Rating  
Land Area 54.13 Sq Miles

# FRANKLIN TWP

Net Valuation Taxable 9,594,100  
State Equalized Value 36,040,946  
Net Valuation on Which County Taxes  
are apportioned: 34,426,558  
State Equalization Ratio .2662

# - GLOUCESTER COUNTY

General Tax Rate Per \$100. 14.87  
  
State Equalized  
General Tax Rate: 3.95

PER CAPITA:  
Gross Debt 200.12  
Net Debt 21.14  
Debt Service .02  
Total Tax Levy 156.15  
Municipal Expenditures 68.92

PER CENT:  
Gross Debt 5.41  
Net Debt .57  
Tax Levy Collected 89.81  
Tax Levy Cancelled, Abated  
or Adjusted .37

| 1969 EXPENDITURES                      |              | 1969 REVENUES                                     |  | 1969 PROPERTY TAX                          |                   |
|--|--------------|---|--|--|-------------------|
| GENERAL GOVERNMENT                     |              | 1969 — Property Taxes Collected                   |  | STATE EQUALIZED TAX RATE                   |                   |
| Governing Body & Public Boards         | 5,500.00     | 1969 Payments in Lieu of Taxes                    |  | Local District School Taxes                | 1.21 436,687.46   |
| Municipal Clerk                        | 6,200.00     | Delinquent Tax & Lien Collections                 |  | Regional & Consolidated School Tax         | 1.59 573,691.55   |
| Financial Administration               | 8,900.00     | Business Personalty Replacement Taxes             |  | School Taxes in Municipal Budget           |                   |
| Assessment of Taxes                    | 19,300.00    | Taxes from Public Utilities                       |  | County Taxes                               | .57 206,755.33    |
| Collection of Taxes                    | 21,900.00    | Other Miscellaneous Tax Revenues                  |  | County Library Taxes                       |                   |
| Planning, Housing & Development        | 9,700.00     | State Aid Revenues                                |  | Local Municipal Purpose Taxes              | .43 154,692.48    |
| Human Resources                        |              | Federal Aid Revenues                              |  | Veteran & Senior Citizen Taxes             | .15 54,500.00     |
| Elections                              | 500.00       | Sale of Acquired Property                         |  | Total Taxes for Rate Computation           | 3.95 1,426,326.82 |
| General Administration (other)         | 38,000.00    | Other Miscellaneous Revenues                      |  | Special District Taxes                     | 25,515.00         |
| JUDICIARY                              |              | 1969 Revenues                                     |  | Bank Stock Taxes                           | 793.23            |
| Municipal Courts                       | 7,650.00     | Prior Years Surplus Appropriated                  |  | Added and Omitted Taxes                    | 16,604.33         |
| PUBLIC SAFETY                          |              | REVENUES  |  | Total Taxes Levied - ABSTRACT              | 1,414,739.38      |
| Fire Protection                        |              | 1969 REAL PROPERTY VALUATIONS                     |  | TOTAL TAXES BILLED                         | 1,415,532.61      |
| Police Protection                      | 54,000.00    | Code Class # of Parcels %VAL'N ASSESSED VALUATION |  | 1969 TAXES COLLECTED                       | 1,271,277.65      |
| Civil Defense & Disaster Control       | 700.00       | 1 Vacant Land 2258 7.55 698,250.00                |  | 1969 Taxes Cancelled, Abated or Adjusted   | 5,276.97          |
| Environmental Inspection & Control     | 4,200.00     | 2 Residential 2169 63.92 5,912,050.00             |  | Transfer to Tax Title Liens or Foreclosed  | 10,865.28         |
| Other Public Safety                    |              | 3 Farm 521 20.65 1,909,825.00                     |  | Balance Outstanding Dec. 31, 1969          | 128,112.71        |
| PUBLIC WORKS                           |              | 4a Commercial 141 7.56 699,450.00                 |  | PRIOR YEARS TAXES OUTSTANDING              |                   |
| Streets and Drainage                   | 123,450.00   | 4b Industrial                                     |  | Balance January 1, 1969                    | 134,771.89        |
| Sewers and Sewage Processing           |              | 4c Apartments 6 .32 29,775.00                     |  | Collected in 1969                          | 130,667.49        |
| Garbage and Trash Disposal             | 2,900.00     | Total 5095 100.00 9,249,350.00                    |  | Cancelled, Abated or Adjusted (1969)       |                   |
| Public Buildings and Grounds           | 9,000.00     | CAPITAL DEBT AUTHORIZED, DECEMBER 31, 1969        |  | Transfers to Tax Title Liens or Foreclosed | 4,104.40          |
| Other Public Works                     |              | ISSUED AND UNISSUED                               |  | Balance December 31, 1969                  |                   |
| HEALTH and WELFARE                     |              | GROSS DEBT NET DEBT                               |  | TAX TITLE LIENS OUTSTANDING                |                   |
| Health Services Except Environmental   | 8,100.00     | School 1,813,061 191,533                          |  | Balance January 1, 1969                    | 23,718.67         |
| Welfare-Public Assistance              | 6,850.00     | Self-liquidating                                  |  | Transfers From Taxes                       | 15,942.67         |
| Hospitals, Clinics, First Aid          |              | Other   |  | Redeemed in 1969                           | 17,369.67         |
| Animal, Insect, & Rodent Control       | 3,300.00     | Total 1,813,061 191,533                           |  | Cancelled, Abated or Adjusted (1969)       |                   |
| Other Welfare Services                 |              | ISSUED AND OUTSTANDING                            |  | Transfers to Foreclosed Property           |                   |
| RECREATION and CONSERVATION            |              | School  |  | Balance December 31, 1969                  | 22,291.67         |
| Beaches and Boardwalks                 |              | Self-Liquidating                                  |  | PROPERTY ACQUIRED BY DEED OR               |                   |
| Parks, Playgrounds, Shade Trees        | 4,500.00     | Other   |  | FORECLOSURE                                |                   |
| Land Reclamation & Conservation        |              | Total 823,061.28                                  |  | Balance January 1, 1969                    | 29,080.00         |
| Other Recreational Services            | 125.00       | EQUALIZED VALUATION BASIS                         |  | Transfers From Taxes or Liens              |                   |
| EDUCATION (excluding schools)          |              | FOR NET DEBT COMPUTATION                          |  | Sale for Cash (1969)                       | 4,188.00          |
| Libraries                              | 3,500.00     | Total 33,538,642.67                               |  | Cancelled, Abated or Adjusted (1969)       | 8,212.00          |
| Other Educational Services             |              | 1969 CAPITAL OUTLAY                               |  | Balance December 31, 1969                  | 16,680.00         |
| STATUTORY EXPENDITURES                 |              | TOTAL 60,000.00                                   |  | CURRENT FINANCES DECEMBER 31, 1969         |                   |
| Pensions & F.I.C.A.                    | 10,700.00    | Beaches and Boardwalks                            |  | ASSETS                                     |                   |
| Employee Fringe Benefits               | 18,100.00    | Parks and Playgrounds                             |  | Cash Dec. 31, 1969                         | 289,983.48        |
| Other Statutory Expenditures           |              | Public Buildings and Grounds                      |  | Taxes Receivable                           | 128,112.71        |
| MUNICIPAL FUNCTIONS                    |              | Vehicular Equipment                               |  | Tax Title Liens                            | 22,291.67         |
| CAPITAL IMPROVEMENTS                   |              | Streets, Roads, Sidewalks, Storm Sewers           |  | Foreclosed Property                        | 16,680.00         |
| DEBT SERVICE                           |              | Sewer System                                      |  | Emergencies & Other Deferred Charges       | 2,400.00          |
| Principal Payments                     |              | Water Service                                     |  | State Aid Receivable                       | 99,549.00         |
| Interest Payments                      | 200.00       | Other Utilities                                   |  | Other Receivables                          | 292.06            |
| DEFERRED CHARGES                       |              | Hospitals and Clinics                             |  | Total                                      | 559,308.92        |
| SCHOOL, COUNTY, SPECIAL DISTRICT TAXES | 1,242,649.34 | Garbage and Trash Disposal Facilities             |  | LIABILITIES                                |                   |
| RESERVE FOR UNCOLLECTED TAXES          | 191,163.14   | Health Equipment                                  |  | Cash Liabilities                           | 173,035.37        |
|  |              | Library and Education Facilities                  |  | Reserves for Receivables                   | 167,376.44        |
|  |              | Conservation and Recreation                       |  | Surplus Dec. 31, 1969                      | 218,897.11        |
| EXPENDITURES                           |              | Other Expenditures                                |  | Total                                      | 559,308.92        |
| TOTAL                                  | 1,867,087.48 | 3,000.00  |  |  |                   |

1010  
Population 1960 1,777  
Population 1969 2,120  
  
Moody Rating  
Land Area 23.30 Sq. Miles

FRANKLIN TWP - HUNTERDON COUNTY  
Net Valuation Taxable 21,476,849  
State Equalized Value 22,686,013 General Tax Rate Per \$100. 2.70  
Net Valuation on Which County Taxes are apportioned: 20,124,507  
State Equalized State Equalization Ratio .9467 General Tax Rate: 2.55

PER CAPITA:  
Gross Debt 457.87  
Net Debt .05  
Debt Service  
Total Tax Levy 267.30  
Municipal Expenditures 86.68

PER CENT:  
Gross Debt 5.57  
Net Debt  
Tax Levy Collected 94.60  
Tax Levy Cancelled, Abated or Adjusted .03

| 1969 EXPENDITURES                             |  | 1969 REVENUES                                   |  | 1969 PROPERTY TAX   |            |
|---|--|---|--|---|------------|
| <b>GENERAL GOVERNMENT</b>                     |  | 1969 — Property Taxes Collected 536,039.26      |  | <b>STATE EQUALIZED TAX RATE</b>   |            |
| Governing Body & Public Boards                |  | 1969 Payments in Lieu of Taxes                  |  | Local District School Taxes 1.04  | 236,336.00 |
| Municipal Clerk                               |  | Delinquent Tax & Lien Collections 29,937.86     |  | Regional & Consolidated School Tax .77  | 175,112.85 |
| Financial Administration 7,104.68             |  | Business Personalty Replacement Taxes 17,717.00 |  | School Taxes in Municipal Budget  |            |
| Assessment of Taxes 17,800.00                 |  | Taxes from Public Utilities 37,459.73           |  | County Taxes .42  | 94,800.53  |
| Collection of Taxes 2,700.00                  |  | Other Miscellaneous Tax Revenues                |  | County Library Taxes .02  | 3,416.73   |
| Planning, Housing & Development 1,970.25      |  | State Aid Revenues 23,955.45                    |  | Local Municipal Purpose Taxes .24   | 54,598.48  |
| Human Resources                               |  | Federal Aid Revenues                            |  | Veteran & Senior Citizen Taxes .07  | 15,020.00  |
| Elections                                     |  | Sale of Acquired Property                       |  | Total Taxes for Rate Computation 2.56   | 579,284.59 |
| General Administration (other) 11,594.73      |  | Other Miscellaneous Revenues 12,571.08          |  | Special District Taxes  |            |
| <b>JUDICIARY</b>                              |  | 1969 Revenues Total 657,680.38                  |  | Bank Stock Taxes 176.12   |            |
| Municipal Courts 900.00                       |  | Prior Years Surplus Appropriated 20,500.00      |  | Added and Omitted Taxes 2,225.07  |            |
| <b>PUBLIC SAFETY</b>                          |  | <b>REVENUES TOTAL 678,180.38</b>                |  | Total Taxes Levied - ABSTRACT 566,665.78  |            |
| Fire Protection 3,000.00                      |  |   |  | <b>TOTAL TAXES BILLED 566,665.78</b>  |            |
| Police Protection 3,350.00                    |  |   |  | 1969 TAXES COLLECTED 536,039.26   |            |
| Civil Defense & Disaster Control 300.00       |  |   |  | 1969 Taxes Cancelled, Abated or Adjusted 176.20                                       |            |
| Environmental Inspection & Control 1,500.00   |  |   |  | Transfer to Tax Title Liens or Foreclosed Balance Outstanding Dec. 31, 1969 30,450.32 |            |
| Other Public Safety                           |  |   |  |   |            |
| <b>PUBLIC WORKS</b>                           |  |   |  |   |            |
| Streets and Drainage 56,080.34                |  |   |  |   |            |
| Sewers and Sewage Processing                  |  |   |  |   |            |
| Garbage and Trash Disposal                    |  |   |  |   |            |
| Public Buildings and Grounds                  |  |   |  |   |            |
| Other Public Works                            |  |   |  |   |            |
| <b>HEALTH and WELFARE</b>                     |  |   |  |   |            |
| Health Services Except Environmental 1,000.00 |  |   |  |   |            |
| Welfare-Public Assistance 950.00              |  |   |  |   |            |
| Hospitals, Clinics, First Aid                 |  |   |  |   |            |
| Animal, Insect, & Rodent Control              |  |   |  |   |            |
| Other Welfare Services                        |  |   |  |   |            |
| <b>RECREATION and CONSERVATION</b>            |  |   |  |   |            |
| Beaches and Boardwalks                        |  |   |  |   |            |
| Parks, Playgrounds, Shade Trees               |  |   |  |   |            |
| Land Reclamation & Conservation               |  |   |  |   |            |
| Other Recreational Services                   |  |   |  |   |            |
| <b>EDUCATION (excluding schools)</b>          |  |   |  |   |            |
| Libraries                                     |  |   |  |   |            |
| Other Educational Services                    |  |   |  |   |            |
| <b>STATUTORY EXPENDITURES</b>                 |  |   |  |   |            |
| Pensions & F.I.C.A. 3,800.00                  |  |   |  |   |            |
| Employee Fringe Benefits 600.00               |  |   |  |   |            |
| Other Statutory Expenditures                  |  |   |  |   |            |
| <b>MUNICIPAL FUNCTIONS</b>                    |  |   |  |   |            |
| <b>CAPITAL IMPROVEMENTS</b>                   |  |   |  |   |            |
| <b>DEBT SERVICE</b>                           |  |   |  |   |            |
| Principal Payments                            |  |   |  |   |            |
| Interest Payments                             |  |   |  |   |            |
| <b>DEFERRED CHARGES</b>                       |  |   |  |   |            |
| <b>SCHOOL, COUNTY, SPECIAL DISTRICT TAXES</b> |  |   |  |   |            |
| <b>RESERVE FOR UNCOLLECTED TAXES</b>          |  |   |  |   |            |
| <b>EXPENDITURES TOTAL 693,438.16</b>          |  |   |  |   |            |

1808  
Population 1960 19,858  
Population 1969 30,900  
S & P Rating A  
Moody Rating BAA  
Land Area 46.40 Sq. Miles

FRANKLIN TWP - SOMERSET COUNTY  
Net Valuation Taxable 94,079,525  
State Equalized Value 233,679,893 General Tax Rate Per \$100. 8.09  
Net Valuation on Which County Taxes are apportioned: 222,164,696 State Equalized  
State Equalization Ratio .4026 General Tax Rate: 3.25

PER CAPITA:  
Gross Debt 287.90  
Net Debt 25.94  
Debt Service 2.25  
Total Tax Levy 252.06  
Municipal Expenditures 93.19

PER CENT:  
Gross Debt 4.17  
Net Debt .38  
Tax Levy Collected 95.61  
Tax Levy Cancelled, Abated or Adjusted .74

| 1969 EXPENDITURES                      |              | 1969 REVENUES                                     |                | 1969 PROPERTY TAX                          |                   |
|--|--------------|---|----------------|--|-------------------|
| GENERAL GOVERNMENT                     |              |   |                | STATE EQUALIZED TAX RATE                   |                   |
| Governing Body & Public Boards         | 14,127.00    | 1969 — Property Taxes Collected                   | 7,450,120.90   | Local District School Taxes                | 2.16 5,053,618.64 |
| Municipal Clerk                        | 29,198.00    | 1969 Payments in Lieu of Taxes                    | 1,000.00       | Regional & Consolidated School Tax         |                   |
| Financial Administration               | 61,675.00    | Delinquent Tax & Lien Collections                 | 372,435.38     | School Taxes in Municipal Budget           |                   |
| Assessment of Taxes                    | 24,512.00    | Business Personality Replacement Taxes            | 72,041.00      | County Taxes                               | .42 980,483.94    |
| Collection of Taxes                    | 43,633.00    | Taxes from Public Utilities                       | 528,690.89     | County Library Taxes                       | .02 53,196.41     |
| Planning, Housing & Development        | 42,257.00    | Other Miscellaneous Tax Revenues                  |                | Local Municipal Purpose Taxes              | .59 1,382,090.70  |
| Human Resources                        |              | State Aid Revenues                                | 113,629.53     | Veteran & Senior Citizen Taxes             | .06 137,970.00    |
| Elections                              | 9,195.00     | Federal Aid Revenues                              |                | Total Taxes for Rate Computation           | 3.25 7,607,359.69 |
| General Administration (other)         | 122,401.00   | Sale of Acquired Property                         |                | Special District Taxes                     | 143,238.00        |
| JUDICIARY                              |              | Other Miscellaneous Revenues                      | 262,279.59     | Bank Stock Taxes                           | 12,786.06         |
| Municipal Courts                       | 13,159.00    | 1969 Revenues                                     | 8,800,197.29   | Added and Omitted Taxes                    | 163,252.24        |
| PUBLIC SAFETY                          |              | Prior Years Surplus Appropriated                  | 450,000.00     | Total Taxes Levied - ABSTRACT              | 7,788,665.99      |
| Fire Protection                        | 49,090.00    | REVENUES  | 9,250,197.29   | TOTAL TAXES BILLED                         | 7,792,504.55      |
| Police Protection                      | 426,519.00   |   |                | 1969 TAXES COLLECTED                       | 7,450,120.90      |
| Civil Defense & Disaster Control       | 17,660.00    | 1969 REAL PROPERTY VALUATIONS                     |                | 1969 Taxes Cancelled, Abated or Adjusted   | 57,950.90         |
| Environmental Inspection & Control     | 60,482.00    | Code Class # of Parcels %VAL'N ASSESSED VALUATION |                | Transfer to Tax Title Liens or Foreclosed  | 39,051.07         |
| Other Public Safety                    |              | 1 Vacant Land 2007 6.55 6,075,850.00              |                | Balance Outstanding Dec. 31, 1969          | 245,381.68        |
| PUBLIC WORKS                           |              | 2 Residential 6480 71.57 66,373,650.00            |                | PRIOR YEARS TAXES OUTSTANDING              |                   |
| Streets and Drainage                   | 410,600.00   | 3 Farm 470 5.83 5,404,800.00                      |                | Balance January 1, 1969                    | 426,418.54        |
| Sewers and Sewage Processing           |              | 4a Commercial 178 6.26 5,805,825.00               |                | Collected in 1969                          | 350,622.39        |
| Garbage and Trash Disposal             |              | 4b Industrial 41 5.51 5,107,700.00                |                | Cancelled, Abated or Adjusted (1969)       | 38,673.76         |
| Public Buildings and Grounds           | 118,598.00   | 4c Apartments 9 4.28 3,969,850.00                 |                | Transfers to Tax Title Liens or Foreclosed | 17,399.08         |
| Other Public Works                     |              | Total 9185 100.00 92,737,675.00                   |                | Balance December 31, 1969                  | 19,723.31         |
| HEALTH and WELFARE                     |              | CAPITAL DEBT AUTHORIZED, DECEMBER 31, 1969        |                | TAX TITLE LIENS OUTSTANDING                |                   |
| Health Services Except Environmental   | 57,431.33    | ISSUED AND UNISSUED GROSS DEBT NET DEBT           |                | Balance January 1, 1969                    | 47,341.67         |
| Welfare-Public Assistance              | 31,242.00    | School 6,422,000                                  |                | Transfers From Taxes                       | 59,048.64         |
| Hospitals, Clinics, First Aid          | 4,000.00     | Self-liquidating 1,033,000                        |                | Redeemed in 1969                           | 21,812.99         |
| Animal, Insect, & Rodent Control       |              | Other 1,441,249                                   | 801,526        | Cancelled, Abated or Adjusted (1969)       |                   |
| Other Welfare Services                 |              | Total 8,896,249                                   | 801,526        | Transfers to Foreclosed Property           |                   |
| RECREATION and CONSERVATION            |              | ISSUED AND OUTSTANDING                            |                | Balance December 31, 1969                  | 84,577.32         |
| Beaches and Boardwalks                 |              | School 6,422,000.00                               |                | PROPERTY ACQUIRED BY DEED OR               |                   |
| Parks, Playgrounds, Shade Trees        | 42,702.00    | Self-Liquidating 1,025,000.00                     |                | FORECLOSURE                                |                   |
| Land Reclamation & Conservation        |              | Other 1,248,000.00                                |                | Balance January 1, 1969                    | 184,497.50        |
| Other Recreational Services            | 54,560.00    | Total 8,695,000.00                                |                | Transfers From Taxes or Liens              |                   |
| EDUCATION (excluding schools)          |              | EQUALIZED VALUATION BASIS                         |                | Sale for Cash (1969)                       |                   |
| Libraries                              | 18,455.00    | FOR NET DEBT COMPUTATION                          | 213,272,996.33 | Cancelled, Abated or Adjusted (1969)       |                   |
| Other Educational Services             | 10,000.00    | 1969 CAPITAL OUTLAY                               | 219,133.25     | Balance December 31, 1969                  | 184,497.50        |
| STATUTORY EXPENDITURES                 |              | Beaches and Boardwalks                            |                | CURRENT FINANCES DECEMBER 31, 1969         |                   |
| Pensions & F.I.C.A.                    | 104,548.00   | Parks and Playgrounds                             | 1,192.94       | ASSETS                                     |                   |
| Employee Fringe Benefits               | 11,780.00    | Public Buildings and Grounds                      | 9.62           | Cash Dec. 31, 1969                         | 1,256,983.41      |
| Other Statutory Expenditures           |              | Vehicular Equipment                               | 92,007.58      | Taxes Receivable                           | 265,104.99        |
| MUNICIPAL FUNCTIONS                    | 1,778,224.33 | Streets, Roads, Sidewalks, Storm Sewers           | 167.83         | Tax Title Liens                            | 84,577.32         |
| CAPITAL IMPROVEMENTS                   | 140,500.00   | Sewer System                                      | 100,755.28     | Foreclosed Property                        | 184,497.50        |
| DEBT SERVICE                           |              | Water Service                                     |                | Emergencies & Other Deferred Charges       | 195,010.00        |
| Principal Payments                     | 20,000.00    | Other Utilities                                   |                | State Aid Receivable                       | 126,787.87        |
| Interest Payments                      | 49,488.32    | Hospitals and Clinics                             |                | Other Receivables                          | 2,325.94          |
| DEFERRED CHARGES                       | 169,588.43   | Garbage and Trash Disposal Facilities             |                | Total                                      | 2,115,287.03      |
| SCHOOL, COUNTY, SPECIAL DISTRICT TAXES | 6,230,536.99 | Health Equipment                                  |                | LIABILITIES                                |                   |
| RESERVE FOR UNCOLLECTED TAXES          | 721,809.31   | Library and Education Facilities                  |                | Cash Liabilities                           | 465,864.45        |
|  |              | Conservation and Recreation                       |                | Reserves for Receivables                   | 536,505.75        |
| EXPENDITURES                           | 9,110,147.38 | Other Expenditures                                | 25,000.00      | Surplus Dec. 31, 1969                      | 1,112,916.83      |
| TOTAL                                  |              |   |                | Total                                      | 2,115,287.03      |

2105  
Population 1960 1,729  
Population 1969 1,980  
  
Moody Rating  
Land Area 24.10 Sq. Miles

FRANKLIN TWP - WARREN COUNTY  
Net Valuation Taxable 9,559,983  
State Equalized Value 10,880,927  
Net Valuation on Which County Taxes are apportioned: 12,361,458  
State Equalization Ratio .8786  
General Tax Rate Per \$100. 3.93  
State Equalized General Tax Rate: 3.45

PER CAPITA:  
Gross Debt 483.78  
Net Debt 99.27  
Debt Service  
Total Tax Levy 187.04  
Municipal Expenditures 73.37

PER CENT:  
Gross Debt 9.02  
Net Debt 1.85  
Tax Levy Collected 93.15  
Tax Levy Cancelled, Abated or Adjusted

| 1969 EXPENDITURES                      |                  | 1969 REVENUES                              |                    | 1969 PROPERTY TAX                          |                                      |        |
|--|------------------|--|--------------------|--|--------------------------------------|--------|
| GENERAL GOVERNMENT                     |                  | 1969 — Property Taxes Collected            |                    | STATE EQUALIZED TAX RATE                   |                                      |        |
| Governing Body & Public Boards         |                  |  | 345,513.74         | Local District School Taxes                | 1.16 125,731.50                      |        |
| Municipal Clerk                        |                  | 1969 Payments in Lieu of Taxes             |                    | Regional & Consolidated School Tax         | 1.36 148,483.64                      |        |
| Financial Administration               | 2,010.00         | Delinquent Tax & Lien Collections          | 22,992.63          | School Taxes in Municipal Budget           |                                      |        |
| Assessment of Taxes                    | 2,000.00         | Business Personalty Replacement Taxes      | 49,836.00          | County Taxes                               | .82 88,944.86                        |        |
| Collection of Taxes                    | 2,600.00         | Taxes from Public Utilities                | 50,685.03          | County Library Taxes                       | .02 2,507.78                         |        |
| Planning, Housing & Development        | 2,115.00         | Other Miscellaneous Tax Revenues           |                    | Local Municipal Purpose Taxes              |                                      |        |
| Human Resources                        |                  | State Aid Revenues                         | 15,740.59          | Veteran & Senior Citizen Taxes             | .09 9,590.00                         |        |
| Elections                              |                  | Federal Aid Revenues                       |                    | Total Taxes for Rate Computation           | 3.45 375,257.78                      |        |
| General Administration (other)         | 7,925.00         | Sale of Acquired Property                  |                    | Special District Taxes                     |                                      |        |
| JUDICIARY                              |                  | Other Miscellaneous Revenues               | 24,826.50          | Bank Stock Taxes                           |                                      |        |
| Municipal Courts                       | 2,650.00         | 1969 Revenues                              | 509,594.49         | Added and Omitted Taxes                    | 4,664.22                             |        |
| PUBLIC SAFETY                          |                  | Prior Years Surplus Appropriated           |                    | Total Taxes Levied - ABSTRACT              | 370,332.00                           |        |
| Fire Protection                        | 5,500.00         | REVENUES                                   | TOTAL 509,594.49   | TOTAL TAXES BILLED                         | 370,910.65                           |        |
| Police Protection                      | 2,750.00         |  |                    | 1969 TAXES COLLECTED                       | 345,513.74                           |        |
| Civil Defense & Disaster Control       | 100.00           | 1969 REAL PROPERTY VALUATIONS              |                    | 1969 Taxes Cancelled, Abated or Adjusted   |                                      |        |
| Environmental Inspection & Control     | 700.00           | Code Class # of Parcels %VAL'N             | ASSESSED VALUATION | Transfer to Tax Title Liens or Foreclosed  |                                      |        |
| Other Public Safety                    |                  | 1 Vacant Land 150 1.52                     | 137,485.00         | Balance Outstanding Dec. 31, 1969          | 25,396.91                            |        |
| PUBLIC WORKS                           |                  | 2 Residential 408 44.48                    | 4,023,450.00       | PRIOR YEARS TAXES OUTSTANDING              |                                      |        |
| Streets and Drainage                   | 50,975.00        | 3 Farm 344 34.72                           | 3,139,875.00       | Balance January 1, 1969                    | 27,808.68                            |        |
| Sewers and Sewage Processing           |                  | 4a Commercial 40 16.51                     | 1,493,625.00       | Collected in 1969                          | 22,992.63                            |        |
| Garbage and Trash Disposal             |                  | 4b Industrial 8 2.77                       | 250,600.00         | Cancelled, Abated or Adjusted (1969)       | 226.87                               |        |
| Public Buildings and Grounds           | 1,465.00         | 4c Apartments                              |                    | Transfers to Tax Title Liens or Foreclosed |                                      |        |
| Other Public Works                     |                  | Total 950 100.00                           | 9,045,035.00       | Balance December 31, 1969                  | 4,589.18                             |        |
| HEALTH and WELFARE                     |                  | CAPITAL DEBT AUTHORIZED, DECEMBER 31, 1969 |                    | TAX TITLE LIENS OUTSTANDING                |                                      |        |
| Health Services Except Environmental   | 1,900.00         | ISSUED AND UNISSUED                        | GROSS DEBT         | NET DEBT                                   |                                      |        |
| Welfare-Public Assistance              | 1,500.00         | School                                     | 957,891            | 196,552                                    | Balance January 1, 1969              | 241.98 |
| Hospitals, Clinics, First Aid          | 100.00           | Self-liquidating                           |                    |  | Transfers From Taxes                 |        |
| Animal, Insect, & Rodent Control       |                  | Other                                      |                    |  | Redeemed in 1969                     |        |
| Other Welfare Services                 |                  | Total                                      | 957,891            | 196,552                                    | Cancelled, Abated or Adjusted (1969) |        |
| RECREATION and CONSERVATION            |                  | ISSUED AND OUTSTANDING                     |                    | Transfers to Foreclosed Property           |                                      |        |
| Beaches and Boardwalks                 |                  | School                                     | 657,891.13         | Balance December 31, 1969                  | 241.98                               |        |
| Parks, Playgrounds, Shade Trees        |                  | Self-Liquidating                           |                    | PROPERTY ACQUIRED BY DEED OR               |                                      |        |
| Land Reclamation & Conservation        |                  | Other                                      |                    | FORECLOSURE                                |                                      |        |
| Other Recreational Services            |                  | Total                                      | 657,891.13         | Balance January 1, 1969                    |                                      |        |
| EDUCATION (excluding schools)          |                  | EQUALIZED VALUATION BASIS                  |                    | Transfers From Taxes or Liens              |                                      |        |
| Libraries                              |                  | FOR NET DEBT COMPUTATION                   | 10,614,906.33      | Sale for Cash (1969)                       |                                      |        |
| Other Educational Services             |                  | 1969 CAPITAL OUTLAY                        | TOTAL 5,700.00     | Cancelled, Abated or Adjusted (1969)       |                                      |        |
| STATUTORY EXPENDITURES                 |                  | Beaches and Boardwalks                     |                    | Balance December 31, 1969                  |                                      |        |
| Pensions & F.I.C.A.                    | 1,700.00         | Parks and Playgrounds                      |                    | CURRENT FINANCES DECEMBER 31, 1969         |                                      |        |
| Employee Fringe Benefits               | 400.00           | Public Buildings and Grounds               |                    | ASSETS                                     |                                      |        |
| Other Statutory Expenditures           |                  | Vehicular Equipment                        |                    | Cash Dec. 31, 1969                         | 373,422.74                           |        |
| MUNICIPAL FUNCTIONS                    | 86,390.00        | Streets, Roads, Sidewalks, Storm Sewers    | 5,700.00           | Taxes Receivable                           | 29,986.09                            |        |
| CAPITAL IMPROVEMENTS                   | 6,700.00         | Sewer System                               |                    | Tax Title Liens                            | 241.98                               |        |
| DEBT SERVICE                           |                  | Water Service                              |                    | Foreclosed Property                        |                                      |        |
| Principal Payments                     |                  | Other Utilities                            |                    | Emergencies & Other Deferred Charges       |                                      |        |
| Interest Payments                      |                  | Hospitals and Clinics                      |                    | State Aid Receivable                       | 21,807.70                            |        |
| DEFERRED CHARGES                       |                  | Garbage and Trash Disposal Facilities      |                    | Other Receivables                          | 1,639.96                             |        |
| SCHOOL, COUNTY, SPECIAL DISTRICT TAXES | 365,667.78       | Health Equipment                           |                    | Total                                      | 427,098.47                           |        |
| RESERVE FOR UNCOLLECTED TAXES          | 52,187.00        | Library and Education Facilities           |                    | LIABILITIES                                |                                      |        |
|  |                  | Conservation and Recreation                |                    | Cash Liabilities                           | 182,768.49                           |        |
| EXPENDITURES                           | TOTAL 510,944.78 | Other Expenditures                         |                    | Reserves for Receivables                   | 31,868.03                            |        |
|  |                  |  |                    | Surplus Dec. 31, 1969                      | 212,461.95                           |        |
|  |                  |  |                    | Total                                      | 427,098.47                           |        |

022C  
Population 1960 3,316  
Population 1969 6,510  
Moody Rating  
Land Area 9.40 Sq. Miles

FRANKLIN LAKES BORO - BERGEN COUNTY  
Net Valuation Taxable 81,488,500  
State Equalized Value 43,837,517  
Net Valuation on Which County Taxes are apportioned: 91,020,980  
State Equalization Ratio .8684  
General Tax Rate Per \$100. 3.03  
State Equalized General Tax Rate: 2.63

PER CAPITA:  
Gross Debt 891.89  
Net Debt 115.87  
Debt Service 3.23  
Total Tax Levy 381.74  
Municipal Expenditures 136.12

PER CENT:  
Gross Debt 6.76  
Net Debt .88  
Tax Levy Collected 97.17  
Tax Levy Cancelled, Abated or Adjusted .14

| 1969 EXPENDITURES                      |                     | 1969 REVENUES                          |                           | 1969 PROPERTY TAX                          |                   |
|--|---------------------|--|---------------------------|--|-------------------|
| <b>GENERAL GOVERNMENT</b>              |                     | 1969 — Property Taxes Collected        |                           | <b>STATE EQUALIZED TAX RATE</b>            |                   |
| Governing Body & Public Boards         |                     | 1969 Payments in Lieu of Taxes         | 2,417,959.84              | Local District School Taxes                | 1.12 1,050,937.00 |
| Municipal Clerk                        |                     | Delinquent Tax & Lien Collections      | 59,383.38                 | Regional & Consolidated School Tax         | .77 718,685.78    |
| Financial Administration               | 20,150.00           | Business Personality Replacement Taxes | 27,797.00                 | School Taxes in Municipal Budget           |                   |
| Assessment of Taxes                    | 12,100.00           | Taxes from Public Utilities            | 201,939.34                | County Taxes                               | .40 373,242.64    |
| Collection of Taxes                    | 19,606.00           | Other Miscellaneous Tax Revenues       | 15,992.55                 | County Library Taxes                       |                   |
| Planning, Housing & Development        | 6,575.00            | Federal Aid Revenues                   |                           | Local Municipal Purpose Taxes              | .31 288,154.62    |
| Human Resources                        |                     | Sale of Acquired Property              | 137,359.71                | Veteran & Senior Citizen Taxes             | .04 35,820.00     |
| Elections                              | 1,700.00            | Other Miscellaneous Revenues           | 2,860,422.82              | Total Taxes for Rate Computation           | 2.64 2,466,840.04 |
| General Administration (other)         | 73,990.00           | 1969 Revenues                          | 2,860,422.82              | Special District Taxes                     |                   |
| <b>JUDICIARY</b>                       |                     | Prior Years Surplus Appropriated       | 220,000.00                | Bank Stock Taxes                           | 3,549.78          |
| Municipal Courts                       | 2,635.00            | <b>REVENUES</b>                        | <b>TOTAL 3,080,422.82</b> | Added and Omitted Taxes                    | 50,530.70         |
| <b>PUBLIC SAFETY</b>                   |                     |  |                           | Total Taxes Levied - ABSTRACT              | 2,485,100.52      |
| Fire Protection                        | 26,915.00           |  |                           | <b>TOTAL TAXES BILLED</b>                  | 2,488,362.04      |
| Police Protection                      | 153,510.00          |  |                           | <b>1969 TAXES COLLECTED</b>                | 2,417,959.84      |
| Civil Defense & Disaster Control       |                     |  |                           | 1969 Taxes Cancelled, Abated or Adjusted   | 3,421.52          |
| Environmental Inspection & Control     | 26,000.85           |  |                           | Transfer to Tax Title Liens or Foreclosed  | 15.15             |
| Other Public Safety                    |                     |  |                           | Balance Outstanding Dec. 31, 1969          | 66,965.53         |
| <b>PUBLIC WORKS</b>                    |                     |  |                           | <b>PRIOR YEARS TAXES OUTSTANDING</b>       |                   |
| Streets and Drainage                   | 48,877.00           |  |                           | Balance January 1, 1969                    | 57,183.33         |
| Sewers and Sewage Processing           |                     |  |                           | Collected in 1969                          | 57,169.98         |
| Garbage and Trash Disposal             |                     |  |                           | Cancelled, Abated or Adjusted (1969)       |                   |
| Public Buildings and Grounds           | 20,400.00           |  |                           | Transfers to Tax Title Liens or Foreclosed | 13.35             |
| Other Public Works                     |                     |  |                           | Balance December 31, 1969                  |                   |
| <b>HEALTH and WELFARE</b>              |                     |  |                           | <b>TAX TITLE LIENS OUTSTANDING</b>         |                   |
| Health Services Except Environmental   |                     |  |                           | Balance January 1, 1969                    | 2,213.40          |
| Welfare-Public Assistance              | 1,125.00            |  |                           | Transfers From Taxes                       | 35.72             |
| Hospitals, Clinics, First Aid          |                     |  |                           | Redeemed in 1969                           | 2,213.40          |
| Animal, Insect, & Rodent Control       |                     |  |                           | Cancelled, Abated or Adjusted (1969)       |                   |
| Other Welfare Services                 |                     |  |                           | Transfers to Foreclosed Property:          |                   |
| <b>RECREATION and CONSERVATION</b>     |                     |  |                           | Balance December 31, 1969                  | 35.72             |
| Beaches and Boardwalks                 | 775.00              |  |                           | <b>PROPERTY ACQUIRED BY DEED OR</b>        |                   |
| Parks, Playgrounds, Shade Trees        |                     |  |                           | <b>FORECLOSURE</b>                         |                   |
| Land Reclamation & Conservation        | 26,194.00           |  |                           | Balance January 1, 1969                    | 1,425.00          |
| Other Recreational Services            |                     |  |                           | Transfers From Taxes or Liens              |                   |
| <b>EDUCATION (excluding schools)</b>   |                     |  |                           | Sale for Cash (1969)                       |                   |
| Libraries                              | 29,250.00           |  |                           | Cancelled, Abated or Adjusted (1969)       |                   |
| Other Educational Services             |                     |  |                           | Balance December 31, 1969                  | 1,425.00          |
| <b>STATUTORY EXPENDITURES</b>          |                     |  |                           | <b>CURRENT FINANCES DECEMBER 31, 1969</b>  |                   |
| Pensions & F.I.C.A.                    | 27,000.00           |  |                           | <b>ASSETS</b>                              |                   |
| Employee Fringe Benefits               |                     |  |                           | Cash Dec. 31, 1969                         | 604,738.01        |
| Other Statutory Expenditures           |                     |  |                           | Taxes Receivable                           | 66,965.53         |
| <b>MUNICIPAL FUNCTIONS</b>             |                     |  |                           | Tax Title Liens                            | 35.72             |
| <b>CAPITAL IMPROVEMENTS</b>            |                     |  |                           | Foreclosed Property                        | 1,425.00          |
| <b>DEBT SERVICE</b>                    |                     |  |                           | Emergencies & Other Deferred Charges       |                   |
| Principal Payments                     | 20,000.00           |  |                           | State Aid Receivable                       |                   |
| Interest Payments                      | 1,000.00            |  |                           | Other Receivables                          | 2,009.81          |
| <b>DEFERRED CHARGES</b>                |                     |  |                           | <b>LIABILITIES</b>                         |                   |
| SCHOOL, COUNTY, SPECIAL DISTRICT TAXES | 2,142,865.42        |  |                           | Cash Liabilities                           | 101,603.44        |
| RESERVE FOR UNCOLLECTED TAXES          | 168,351.07          |  |                           | Reserves for Receivables                   | 70,436.06         |
| <b>EXPENDITURES</b>                    |                     |  |                           | Surplus Dec. 31, 1969                      | 503,134.57        |
| <b>TOTAL</b>                           | <b>3,029,019.34</b> |  | <b>5,990.80</b>           | <b>Total</b>                               | <b>675,174.07</b> |

1907  
Population 1960 804  
Population 1969 1,370  
  
Moody Rating  
Land Area 18.30 Sq. Miles

FREDON TWP - SUSSEX COUNTY  
Net Valuation Taxable 8,970,594  
State Equalized Value 15,313,407 General Tax Rate Per \$100. 4.95  
Net Valuation on Which County Taxes are apportioned: 13,762,125 State Equalized  
State Equalization Ratio .5858 General Tax Rate: 2.89

PER CAPITA:  
Gross Debt 359.12  
Net Debt 85.64  
Debt Service  
Total Tax Levy 326.37  
Municipal Expenditures 92.36  
  
PER CENT:  
Gross Debt 3.94  
Net Debt .94  
Tax Levy Collected 88.89  
Tax Levy Cancelled, Abated or Adjusted

| 1969 EXPENDITURES                      |                   | 1969 REVENUES                         |                   | 1969 PROPERTY TAX                          |                   |
|--|-------------------|---------------------------------------|-------------------|--|-------------------|
| <b>GENERAL GOVERNMENT</b>              |                   | 1969 — Property Taxes Collected       |                   | <b>STATE EQUALIZED TAX RATE</b>            |                   |
| Governing Body & Public Boards         |                   | 1969 Payments in Lieu of Taxes        | 397,445.33        | Local District School Taxes                | 2.13 325,718.85   |
| Municipal Clerk                        |                   | Delinquent Tax & Lien Collections     | 39,991.03         | Regional & Consolidated School Tax         |                   |
| Financial Administration               | 4,100.00          | Business Personalty Replacement Taxes | 17,372.00         | School Taxes in Municipal Budget           |                   |
| Assessment of Taxes                    | 14,525.00         | Taxes from Public Utilities           | 25,344.88         | County Taxes                               | .63 96,012.67     |
| Collection of Taxes                    | 1,750.00          | Other Miscellaneous Tax Revenues      | 8,780.01          | County Library Taxes                       | .03 4,378.42      |
| Planning, Housing & Development        | 1,200.00          | State Aid Revenues                    |                   | Local Municipal Purpose Taxes              | .08 11,879.76     |
| Human Resources                        |                   | Federal Aid Revenues                  |                   | Veteran & Senior Citizen Taxes             | .04 6,280.00      |
| Elections                              |                   | Sale of Acquired Property             |                   | Total Taxes for Rate Computation           | 2.91 444,269.70   |
| General Administration (other)         | 8,200.00          | Other Miscellaneous Revenues          | 11,391.80         | Special District Taxes                     |                   |
| <b>JUDICIARY</b>                       |                   | 1969 Revenues                         | 500,325.05        | Bank Stock Taxes                           |                   |
| Municipal Courts                       |                   | Prior Years Surplus Appropriated      | 37,000.00         | Added and Omitted Taxes                    | 9,138.29          |
| <b>PUBLIC SAFETY</b>                   |                   | <b>REVENUES</b>                       | <b>537,325.05</b> | Total Taxes Levied - ABSTRACT              | 447,127.99        |
| Fire Protection                        | 1,400.00          |                                       |                   | <b>TOTAL TAXES BILLED</b>                  | 447,127.99        |
| Police Protection                      | 100.00            |                                       |                   | 1969 TAXES COLLECTED                       | 397,445.33        |
| Civil Defense & Disaster Control       | 150.00            |                                       |                   | 1969 Taxes Cancelled, Abated or Adjusted   |                   |
| Environmental Inspection & Control     | 850.00            |                                       |                   | Transfer to Tax Title Liens or Foreclosed  |                   |
| Other Public Safety                    |                   |                                       |                   | Balance Outstanding Dec. 31, 1969          | 49,682.66         |
| <b>PUBLIC WORKS</b>                    |                   |                                       |                   | <b>PRIOR YEARS TAXES OUTSTANDING</b>       |                   |
| Streets and Drainage                   | 30,700.00         |                                       |                   | Balance January 1, 1969                    | 36,692.61         |
| Sewers and Sewage Processing           |                   |                                       |                   | Collected in 1969                          | 35,353.51         |
| Garbage and Trash Disposal             |                   |                                       |                   | Cancelled, Abated or Adjusted (1969)       |                   |
| Public Buildings and Grounds           | 150.00            |                                       |                   | Transfers to Tax Title Liens or Foreclosed |                   |
| Other Public Works                     |                   |                                       |                   | Balance December 31, 1969                  | 1,339.10          |
| <b>HEALTH and WELFARE</b>              |                   |                                       |                   | <b>TAX TITLE LIENS OUTSTANDING</b>         |                   |
| Health Services Except Environmental   | 725.00            |                                       |                   | Balance January 1, 1969                    | 5,350.19          |
| Welfare-Public Assistance              | 1,125.00          |                                       |                   | Transfers From Taxes                       |                   |
| Hospitals, Clinics, First Aid          | 400.00            |                                       |                   | Redeemed in 1969                           | 4,637.52          |
| Animal, Insect, & Rodent Control       |                   |                                       |                   | Cancelled, Abated or Adjusted (1969)       |                   |
| Other Welfare Services                 |                   |                                       |                   | Transfers to Foreclosed Property           |                   |
| <b>RECREATION and CONSERVATION</b>     |                   |                                       |                   | Balance December 31, 1969                  | 712.67            |
| Beaches and Boardwalks                 |                   |                                       |                   | <b>PROPERTY ACQUIRED BY DEED OR</b>        |                   |
| Parks, Playgrounds, Shade Trees        |                   |                                       |                   | <b>FORECLOSURE</b>                         |                   |
| Land Reclamation & Conservation        |                   |                                       |                   | Balance January 1, 1969                    |                   |
| Other Recreational Services            |                   |                                       |                   | Transfers From Taxes or Liens              |                   |
| <b>EDUCATION (exclusing schools)</b>   |                   |                                       |                   | Sale for Cash (1969)                       |                   |
| Libraries                              |                   |                                       |                   | Cancelled, Abated or Adjusted (1969)       |                   |
| Other Educational Services             |                   |                                       |                   | Balance December 31, 1969                  |                   |
| <b>STATUTORY EXPENDITURES</b>          |                   |                                       |                   | <b>CURRENT FINANCES DECEMBER 31, 1969</b>  |                   |
| Pensions & F.I.C.A.                    | 400.00            |                                       |                   | <b>ASSETS</b>                              |                   |
| Employee Fringe Benefits               |                   |                                       |                   | Cash Dec. 31, 1969                         | 132,809.59        |
| Other Statutory Expenditures           |                   |                                       |                   | Taxes Receivable                           | 51,021.76         |
| <b>MUNICIPAL FUNCTIONS</b>             |                   |                                       |                   | Tax Title Liens                            | 712.67            |
| <b>CAPITAL IMPROVEMENTS</b>            |                   |                                       |                   | Foreclosed Property                        |                   |
| <b>DEBT SERVICE</b>                    |                   |                                       |                   | Emergencies & Other Deferred Charges       | 12,511.64         |
| Principal Payments                     |                   |                                       |                   | State Aid Receivable                       | 16,986.00         |
| Interest Payments                      |                   |                                       |                   | Other Receivables                          | 367.15            |
| <b>DEFERRED CHARGES</b>                |                   |                                       |                   | Total                                      | 214,408.81        |
| SCHOOL, COUNTY, SPECIAL DISTRICT TAXES | 1,756.77          |                                       |                   | <b>LIABILITIES</b>                         |                   |
| RESERVE FOR UNCOLLECTED TAXES          | 426,109.94        |                                       |                   | Cash Liabilities                           | 48,830.23         |
|  | 53,000.00         |                                       |                   | Reserves for Receivables                   | 52,101.58         |
| <b>EXPENDITURES</b>                    |                   |                                       |                   | Surplus Dec. 31, 1969                      | 113,477.00        |
| <b>TOTAL</b>                           | <b>552,641.71</b> |                                       |                   | <b>Total</b>                               | <b>214,408.81</b> |

1315  
Population 1960 9,140  
Population 1969 11,280  
  
Moody Rating BAA  
Land Area 1.70 Sq. Miles

# FREEHOLD BORO.

Net Valuation Taxable 54,241,623  
State Equalized Value 61,366,243  
Net Valuation on Which County Taxes  
are apportioned: 59,433,621  
State Equalization Ratio .8839

# - MONMOUTH COUNTY

General Tax Rate Per \$100. 4.44  
  
State Equalized  
General Tax Rate: 3.92

# PER CAPITA:

Gross Debt 370.81  
Net Debt 62.59  
Debt Service 4.49  
Total Tax Levy 211.57  
Municipal Expenditures 110.70

# PER CENT:

Gross Debt 7.84  
Net Debt 1.32  
Tax Levy Collected 96.88  
Tax Levy Cancelled, Abated  
or Adjusted

| 1969 EXPENDITURES                      |                           | 1969 REVENUES                          |                           | 1969 PROPERTY TAX                          |                   |
|--|---------------------------|--|---------------------------|--|-------------------|
| <b>GENERAL GOVERNMENT</b>              |                           | 1969 — Property Taxes Collected        |                           | <b>STATE EQUALIZED TAX RATE</b>            |                   |
| Governing Body & Public Boards         |                           | 1969 Payments in Lieu of Taxes         | 2,312,116.54              | Local District School Taxes                | 1.32 810,041.50   |
| Municipal Clerk                        |                           | Delinquent Tax & Lien Collections      | 89,724.80                 | Regional & Consolidated School Tax         | .95 585,164.06    |
| Financial Administration               | 29,540.00                 | Business Personality Replacement Taxes | 122,861.00                | School Taxes in Municipal Budget           |                   |
| Assessment of Taxes                    | 5,982.13                  | Taxes from Public Utilities            | 106,574.13                | County Taxes                               | .58 356,420.70    |
| Collection of Taxes                    | 12,975.00                 | Other Miscellaneous Tax Revenues       | 52,101.57                 | County Library Taxes                       |                   |
| Planning, Housing & Development        | 9,075.00                  | Federal Aid Revenues                   |                           | Local Municipal Purpose Taxes              | .98 602,752.51    |
| Human Resources                        | 7,900.00                  | Sale of Acquired Property              |                           | Veteran & Senior Citizen Taxes             | .09 52,780.00     |
| Elections                              | 1,500.00                  | Other Miscellaneous Revenues           | 96,869.38                 | Total Taxes for Rate Computation           | 3.92 2,407,158.77 |
| General Administration (other)         | 88,767.02                 | 1969 Revenues                          | 2,780,247.42              | Special District Taxes                     |                   |
| <b>JUDICIARY</b>                       |                           | Prior Years Surplus Appropriated       | 195,000.00                | Bank Stock Taxes                           | 19,792.49         |
| Municipal Courts                       |                           | <b>REVENUES</b>                        | <b>TOTAL</b> 2,975,247.42 | Added and Omitted Taxes                    | 12,309.32         |
| <b>PUBLIC SAFETY</b>                   |                           |  |                           | Total Taxes Levied - ABSTRACT              | 2,386,480.58      |
| Fire Protection                        | 30,670.00                 |  |                           | <b>TOTAL TAXES BILLED</b>                  | 2,386,480.28      |
| Police Protection                      | 292,914.85                |  |                           | <b>1969 TAXES COLLECTED</b>                | 2,312,116.54      |
| Civil Defense & Disaster Control       |                           |  |                           | 1969 Taxes Cancelled, Abated or Adjusted   |                   |
| Environmental Inspection & Control     | 2,825.00                  |  |                           | Transfer to Tax Title Liens or Foreclosed  | 7,507.95          |
| Other Public Safety                    |                           |  |                           | Balance Outstanding Dec. 31, 1969          | 66,855.79         |
| <b>PUBLIC WORKS</b>                    |                           |  |                           | <b>PRIOR YEARS TAXES OUTSTANDING</b>       |                   |
| Streets and Drainage                   | 207,280.00                |  |                           | Balance January 1, 1969                    | 118,265.70        |
| Sewers and Sewage Processing           |                           |  |                           | Collected in 1969                          | 86,576.62         |
| Garbage and Trash Disposal             | 72,365.00                 |  |                           | Cancelled, Abated or Adjusted (1969)       | 10,129.73         |
| Public Buildings and Grounds           | 37,850.00                 |  |                           | Transfers to Tax Title Liens or Foreclosed | 1,712.27          |
| Other Public Works                     |                           |  |                           | Balance December 31, 1969                  | 19,847.08         |
| <b>HEALTH and WELFARE</b>              |                           |  |                           | <b>TAX TITLE LIENS OUTSTANDING</b>         |                   |
| Health Services Except Environmental   | 7,540.00                  |  |                           | Balance January 1, 1969                    | 20,256.15         |
| Welfare-Public Assistance              | 8,450.00                  |  |                           | Transfers From Taxes                       | 9,413.69          |
| Hospitals, Clinics, First Aid          | 15,000.00                 |  |                           | Redeemed in 1969                           | 3,148.18          |
| Animal, Insect, & Rodent Control       |                           |  |                           | Cancelled, Abated or Adjusted (1969)       |                   |
| Other Welfare Services                 |                           |  |                           | Transfers to Foreclosed Property           | 2,789.53          |
| <b>RECREATION and CONSERVATION</b>     |                           |  |                           | Balance December 31, 1969                  | 23,732.13         |
| Beaches and Boardwalks                 |                           |  |                           | <b>PROPERTY ACQUIRED BY DEED OR</b>        |                   |
| Parks, Playgrounds, Shade Trees        | 39,350.00                 |  |                           | <b>FORECLOSURE</b>                         |                   |
| Land Reclamation & Conservation        |                           |  |                           | Balance January 1, 1969                    | 4,110.47          |
| Other Recreational Services            | 1,075.00                  |  |                           | Transfers From Taxes or Liens              | 2,789.53          |
| <b>EDUCATION (excluding schools)</b>   |                           |  |                           | Sale for Cash (1969)                       |                   |
| Libraries                              | 21,865.00                 |  |                           | Cancelled, Abated or Adjusted (1969)       |                   |
| Other Educational Services             |                           |  |                           | Balance December 31, 1969                  | 6,900.00          |
| <b>STATUTORY EXPENDITURES</b>          |                           |  |                           | <b>CURRENT FINANCES DECEMBER 31, 1969</b>  |                   |
| Pensions & F.I.C.A.                    | 69,251.55                 |  |                           | <b>ASSETS</b>                              |                   |
| Employee Fringe Benefits               | 14,600.00                 |  |                           | Cash Dec. 31, 1969                         | 606,345.92        |
| Other Statutory Expenditures           |                           |  |                           | Taxes Receivable                           | 86,702.87         |
| <b>MUNICIPAL FUNCTIONS</b>             | <b>TOTAL</b> 976,775.55   |  |                           | Tax Title Liens                            | 23,732.13         |
| <b>CAPITAL IMPROVEMENTS</b>            | 38,000.00                 |  |                           | Foreclosed Property                        | 6,900.00          |
| <b>DEBT SERVICE</b>                    |                           |  |                           | Emergencies & Other Deferred Charges       | 32,000.00         |
| Principal Payments                     | 33,000.00                 |  |                           | State Aid Receivable                       | 9,370.82          |
| Interest Payments                      | 17,600.00                 |  |                           | Other Receivables                          | 859.19            |
| <b>DEFERRED CHARGES</b>                | 12,309.45                 |  |                           | <b>LIABILITIES</b>                         |                   |
| SCHOOL, COUNTY, SPECIAL DISTRICT TAXES | 1,751,626.26              |  |                           | Cash Liabilities                           | 366,455.36        |
| RESERVE FOR UNCOLLECTED TAXES          | 171,000.00                |  |                           | Reserves for Receivables                   | 118,194.19        |
| <b>EXPENDITURES</b>                    | <b>TOTAL</b> 3,000,311.26 |  |                           | Surplus Dec. 31, 1969                      | 281,261.38        |
|  |                           |  |                           | <b>Total</b>                               | 765,910.93        |



1316  
Population 1960 4,779  
Population 1969 10,470  
  
Moody Rating  
Land Area 38.30 Sq. Miles

FREEHOLD TWP. - MONMOUTH COUNTY  
Net Valuation Taxable 79,021,995  
State Equalized Value 89,583,941  
Net Valuation on Which County Taxes are apportioned: 91,721,619  
State Equalization Ratio .8821  
General Tax Rate Per \$100. 4.63  
State Equalized General Tax Rate: 4.08

PER CAPITA:  
Gross Debt 1,209.36  
Net Debt 322.57  
Debt Service 2.51  
Total Tax Levy 359.31  
Municipal Expenditures 101.88

PER CENT:  
Gross Debt 15.81  
Net Debt 4.22  
Tax Levy Collected 96.40  
Tax Levy Cancelled, Abated or Adjusted .29

| 1969 EXPENDITURES                                   |                     | 1969 REVENUES                                   |  | 1969 PROPERTY TAX  |              |
|---|---------------------|---|--|--|--------------|
| <b>GENERAL GOVERNMENT</b>                           |                     | 1969 — Property Taxes Collected 3,628,779.98    |  | <b>STATE EQUALIZED TAX RATE</b>  |              |
| Governing Body & Public Boards                      |                     | 1969 Payments in Lieu of Taxes                  |  | Local District School Taxes 2.28   | 2,045,094.00 |
| Municipal Clerk                                     |                     | Delinquent Tax & Lien Collections 145,221.86    |  | Regional & Consolidated School Tax .90   | 803,088.97   |
| Financial Administration 23,900.00                  |                     | Business Personalty Replacement Taxes 73,455.00 |  | School Taxes in Municipal Budget   |              |
| Assessment of Taxes 23,410.00                       |                     | Taxes from Public Utilities 214,071.85          |  | County Taxes .61   | 548,640.53   |
| Collection of Taxes 28,160.00                       |                     | Other Miscellaneous Tax Revenues                |  | County Library Taxes .02   | 20,532.01    |
| Planning, Housing & Development 18,930.00           |                     | State Aid Revenues 22,979.05                    |  | Local Municipal Purpose Taxes .21  | 183,947.68   |
| Human Resources                                     |                     | Federal Aid Revenues                            |  | Veteran & Senior Citizen Taxes .06   | 53,650.00    |
| Elections 2,000.00                                  |                     | Sale of Acquired Property                       |  | Total Taxes for Rate Computation 4.08  | 3,654,953.19 |
| General Administration (other) 164,550.00           |                     | Other Miscellaneous Revenues 201,000.31         |  | Special District Taxes   |              |
| <b>JUDICIARY</b>                                    |                     | 1969 Revenues Total 4,285,508.05                |  | Bank Stock Taxes 152.32  |              |
| Municipal Courts 20,450.00                          |                     | Prior Years Surplus Appropriated 442,000.00     |  | Added and Omitted Taxes 160,471.93   |              |
| <b>PUBLIC SAFETY</b>                                |                     | REVENUES TOTAL 4,727,508.05                     |  | Total Taxes Levied - ABSTRACT 3,761,927.44   |              |
| Fire Protection 46,340.00                           |                     |   |  | <b>TOTAL TAXES BILLED</b> 3,764,114.96   |              |
| Police Protection 101,140.00                        |                     |   |  | 1969 TAXES COLLECTED 3,628,779.98  |              |
| Civil Defense & Disaster Control 4,500.00           |                     |   |  | 1969 Taxes Cancelled, Abated or Adjusted 10,759.12                                     |              |
| Environmental Inspection & Control 29,850.00        |                     |   |  | Transfer to Tax Title Liens or Foreclosed Balance Outstanding Dec. 31, 1969 124,575.86 |              |
| Other Public Safety                                 |                     |   |  | <b>PRIOR YEARS TAXES OUTSTANDING</b>   |              |
| <b>PUBLIC WORKS</b>                                 |                     |   |  | Balance January 1, 1969 171,780.81   |              |
| Streets and Drainage 121,456.09                     |                     |   |  | Collected in 1969 139,830.41   |              |
| Sewers and Sewage Processing 1,240.00               |                     |   |  | Cancelled, Abated or Adjusted (1969)   |              |
| Garbage and Trash Disposal 2,400.00                 |                     |   |  | Transfers to Tax Title Liens or Foreclosed Balance December 31, 1969 31,950.40         |              |
| Public Buildings and Grounds 10,200.00              |                     |   |  | <b>TAX TITLE LIENS OUTSTANDING</b>   |              |
| Other Public Works                                  |                     |   |  | Balance January 1, 1969 17,090.64  |              |
| <b>HEALTH and WELFARE</b>                           |                     |   |  | Transfers From Taxes 5,391.45  |              |
| Health Services Except Environmental 8,350.00       |                     |   |  | Redeemed in 1969   |              |
| Welfare-Public Assistance 4,650.00                  |                     |   |  | Cancelled, Abated or Adjusted (1969)   |              |
| Hospitals, Clinics, First Aid 16,000.00             |                     |   |  | Transfers to Foreclosed Property Balance December 31, 1969 11,699.19                   |              |
| Animal, Insect, & Rodent Control                    |                     |   |  | <b>PROPERTY ACQUIRED BY DEED OR FORECLOSURE</b>  |              |
| Other Welfare Services                              |                     |   |  | Balance January 1, 1969 54,100.00  |              |
| <b>RECREATION and CONSERVATION</b>                  |                     |   |  | Transfers From Taxes or Liens  |              |
| Beaches and Boardwalks 1,300.00                     |                     |   |  | Sale for Cash (1969)   |              |
| Parks, Playgrounds, Shade Trees                     |                     |   |  | Cancelled, Abated or Adjusted (1969)   |              |
| Land Reclamation & Conservation 15,700.00           |                     |   |  | Balance December 31, 1969 54,100.00  |              |
| Other Recreational Services                         |                     |   |  | <b>CURRENT FINANCES DECEMBER 31, 1969</b>  |              |
| <b>EDUCATION (excluding schools)</b>                |                     |   |  | <b>ASSETS</b>  |              |
| Libraries   |                     |   |  | Cash Dec. 31, 1969 1,661,637.66  |              |
| Other Educational Services 100.00                   |                     |   |  | Taxes Receivable 156,526.26  |              |
| <b>STATUTORY EXPENDITURES</b>                       |                     |   |  | Tax Title Liens 11,699.19  |              |
| Pensions & F.I.C.A. 20,000.00                       |                     |   |  | Foreclosed Property 54,100.00  |              |
| Employee Fringe Benefits 14,000.00                  |                     |   |  | Emergencies & Other Deferred Charges 88,652.46   |              |
| Other Statutory Expenditures                        |                     |   |  | State Aid Receivable 45,697.00   |              |
| <b>MUNICIPAL FUNCTIONS</b>                          |                     |   |  | Other Receivables 99,281.84  |              |
| <b>CAPITAL IMPROVEMENTS</b>                         |                     |   |  | Total 2,117,594.41   |              |
| <b>DEBT SERVICE</b>                                 |                     |   |  | <b>LIABILITIES</b>   |              |
| Principal Payments 24,000.00                        |                     |   |  | Cash Liabilities 1,182,953.49  |              |
| Interest Payments 2,300.00                          |                     |   |  | Reserves for Receivables 321,607.29  |              |
| <b>DEFERRED CHARGES</b>                             |                     |   |  | Surplus Dec. 31, 1969 613,033.63   |              |
| SCHOOL, COUNTY, SPECIAL DISTRICT TAXES 3,417,355.51 |                     |   |  | Total 2,117,594.41   |              |
| <b>RESERVE FOR UNCOLLECTED TAXES</b>                |                     |   |  |  |              |
| 231,109.50  |                     |   |  |  |              |
| <b>EXPENDITURES TOTAL</b>                           | <b>4,484,055.51</b> |   |  |  |              |

|                           |     |                                     |            |                             |      |                        |        |                            |       |
|---------------------------|-----|-------------------------------------|------------|-----------------------------|------|------------------------|--------|----------------------------|-------|
| 2106                      |     | FRELINGHUYSEN TWP                   | - WARREN   | COUNTY                      |      | PER CAPITA:            |        | PER CENT:                  |       |
| Population 1960           | 845 | Net Valuation Taxable               | 8,778,367  |                             |      | Gross Debt             | 46.32  | Gross Debt                 | .34   |
| Population 1969           | 950 | State Equalized Value               | 16,359,237 | General Tax Rate Per \$100. | 3.78 | Net Debt               | 8.42   | Net Debt                   | .06   |
|                           |     | Net Valuation on Which County Taxes |            |                             |      | Debt Service           |        | Tax Levy Collected         | 86.76 |
| Moody Rating              |     | are apportioned:                    | 12,722,923 | State Equalized             |      | Total Tax Levy         | 345.05 | Tax Levy Cancelled, Abated |       |
| Land Area 23.60 Sq. Miles |     | State Equalization Ratio            | .5366      | General Tax Rate:           | 2.02 | Municipal Expenditures | 129.40 | or Adjusted                |       |

| 1969 EXPENDITURES                      |                   | 1969 REVENUES                                     |              | 1969 PROPERTY TAX                          |              |
|--|-------------------|---|--------------|--|--------------|
| <b>GENERAL GOVERNMENT</b>              |                   |   |              | <b>STATE EQUALIZED TAX RATE</b>            |              |
| Governing Body & Public Boards         |                   | 1969 — Property Taxes Collected                   | 284,406.24   | Local District School Taxes                | 1.27         |
| Municipal Clerk                        |                   | 1969 Payments in Lieu of Taxes                    |              | Regional & Consolidated School Tax         | .14          |
| Financial Administration               | 4,225.66          | Delinquent Tax & Lien Collections                 | 21,458.27    | School Taxes in Municipal Budget           |              |
| Assessment of Taxes                    | 2,141.92          | Business Personalty Replacement Taxes             | 14,001.00    | County Taxes                               | .56          |
| Collection of Taxes                    | 2,100.00          | Taxes from Public Utilities                       | 29,478.19    | County Library Taxes                       | .02          |
| Planning, Housing & Development        | 650.00            | Other Miscellaneous Tax Revenues                  |              | Local Municipal Purpose Taxes              | .01          |
| Human Resources                        |                   | State Aid Revenues                                | 20,689.17    | Veteran & Senior Citizen Taxes             | .03          |
| Elections                              |                   | Federal Aid Revenues                              |              | Total Taxes for Rate Computation           | 2.03         |
| General Administration (other)         | 6,215.48          | Sale of Acquired Property                         |              | Special District Taxes                     |              |
| <b>JUDICIARY</b>                       |                   | Other Miscellaneous Revenues                      | 6,649.69     | Bank Stock Taxes                           |              |
| Municipal Courts                       |                   | 1969 Revenues                                     | 376,682.56   | Added and Omitted Taxes                    |              |
| <b>PUBLIC SAFETY</b>                   |                   | Prior Years Surplus Appropriated                  | 45,000.00    | Total Taxes Levied - ABSTRACT              | 327,798.81   |
| Fire Protection                        | 600.00            | <b>REVENUES</b>                                   | <b>TOTAL</b> | <b>TOTAL TAXES BILLED</b>                  | 327,798.81   |
| Police Protection                      |                   |   | 421,682.56   | <b>1969 TAXES COLLECTED</b>                | 284,406.24   |
| Civil Defense & Disaster Control       | 150.00            | <b>1969 REAL PROPERTY VALUATIONS</b>              |              | 1969 Taxes Cancelled, Abated or Adjusted   |              |
| Environmental Inspection & Control     | 400.00            | Code  | Class        | # of Parcels                               | %VAL'N       |
| Other Public Safety                    |                   | 1   | Vacant Land  | 120  | 4.97         |
| <b>PUBLIC WORKS</b>                    |                   | 2   | Residential  | 285  | 46.83        |
| Streets and Drainage                   | 31,233.91         | 3   | Farm         | 235  | 34.82        |
| Sewers and Sewage Processing           |                   | 4a  | Commercial   | 63   | 13.37        |
| Garbage and Trash Disposal             |                   | 4b  | Industrial   |  |              |
| Public Buildings and Grounds           | 710.00            | 4c  | Apartments   |  |              |
| Other Public Works                     |                   | Total   | 703          | 99.99                                      | 8,726,175.00 |
| <b>HEALTH and WELFARE</b>              |                   | <b>CAPITAL DEBT AUTHORIZED, DECEMBER 31, 1969</b> |              | <b>1969 TAXES OUTSTANDING</b>              |              |
| Health Services Except Environmental   | 375.00            | <b>ISSUED AND UNISSUED</b>                        |              | <b>Balance January 1, 1969</b>             |              |
| Welfare-Public Assistance              | 425.00            | School  | 36,000       | Collected in 1969                          | 18,739.03    |
| Hospitals, Clinics, First Aid          | 100.00            | Self-Liquidating                                  |              | Cancelled, Abated or Adjusted (1969)       |              |
| Animal, Insect, & Rodent Control       | 794.23            | Other   | 8,000        | Transfers to Tax Title Liens or Foreclosed |              |
| Other Welfare Services                 |                   | Total   | 44,000       | Balance December 31, 1969                  | 25,013.46    |
| <b>RECREATION and CONSERVATION</b>     |                   | <b>ISSUED AND OUTSTANDING</b>                     |              | <b>TAX TITLE LIENS OUTSTANDING</b>         |              |
| Beaches and Boardwalks                 |                   | School  |              | Balance January 1, 1969                    | 4,392.05     |
| Parks, Playgrounds, Shade Trees        |                   | Self-Liquidating                                  |              | Transfers From Taxes                       |              |
| Land Reclamation & Conservation        |                   | Other   |              | Redeemed in 1969                           | 2,719.24     |
| Other Recreational Services            | 100.00            | Total   | 36,000.00    | Cancelled, Abated or Adjusted (1969)       |              |
| <b>EDUCATION (excluding schools)</b>   |                   | <b>EQUALIZED VALUATION BASIS</b>                  |              | <b>Transfers to Foreclosed Property</b>    |              |
| Libraries                              |                   | <b>FOR NET DEBT COMPUTATION</b>                   |              | Balance December 31, 1969                  | 1,672.81     |
| Other Educational Services             |                   | <b>1969 CAPITAL OUTLAY</b>                        |              | <b>PROPERTY ACQUIRED BY DEED OR</b>        |              |
| <b>STATUTORY EXPENDITURES</b>          |                   | <b>TOTAL</b>                                      |              | <b>FORECLOSURE</b>                         |              |
| Pensions & F.I.C.A.                    | 1,000.00          |   |              | Balance January 1, 1969                    |              |
| Employee Fringe Benefits               | 1,119.98          |   |              | Transfers From Taxes or Liens              |              |
| Other Statutory Expenditures           |                   |   |              | Sale for Cash (1969)                       |              |
| <b>MUNICIPAL FUNCTIONS</b>             |                   |   |              | Cancelled, Abated or Adjusted (1969)       |              |
| <b>CAPITAL IMPROVEMENTS</b>            |                   |   |              | Balance December 31, 1969                  |              |
| <b>DEBT SERVICE</b>                    |                   |   |              | <b>CURRENT FINANCES DECEMBER 31, 1969</b>  |              |
| Principal Payments                     |                   |   |              | <b>ASSETS</b>                              |              |
| Interest Payments                      |                   |   |              | Cash Dec. 31, 1969                         | 141,770.30   |
| <b>DEFERRED CHARGES</b>                |                   |   |              | Taxes Receivable                           | 68,406.03    |
| SCHOOL, COUNTY, SPECIAL DISTRICT TAXES | 323,759.51        |   |              | Tax Title Liens                            | 1,672.81     |
| RESERVE FOR UNCOLLECTED TAXES          | 51,000.00         |   |              | Foreclosed Property                        |              |
| <b>EXPENDITURES</b>                    |                   |   |              | Emergencies & Other Deferred Charges       | 4,938.32     |
| <b>TOTAL</b>                           | <b>446,687.99</b> |   |              | State Aid Receivable                       | 39,650.73    |
|  |                   |   |              | Other Receivables                          | 908.40       |
|  |                   |   |              | Total                                      | 257,346.59   |
|  |                   |   |              | <b>LIABILITIES</b>                         |              |
|  |                   |   |              | Cash Liabilities                           | 10,469.54    |
|  |                   |   |              | Reserves for Receivables                   | 70,987.24    |
|  |                   |   |              | Surplus Dec. 31, 1969                      | 175,889.81   |
|  |                   |   |              | Total                                      | 257,346.59   |

1011  
Population 1960 1,340  
Population 1969 1,470  
  
Moody Rating  
Land Area 1.10 Sq. Miles

# FRENCHTOWN BORO

# - HUNTERDON COUNTY

Net Valuation Taxable 6,199,953  
State Equalized Value 7,737,368  
Net Valuation on Which County Taxes are apportioned: 8,585,718  
State Equalization Ratio .8013  
  
General Tax Rate Per \$100. 4.88  
  
State Equalized General Tax Rate: 3.91

PER CAPITA:  
Gross Debt 416.59  
Net Debt 4.08  
Debt Service 2.19  
Total Tax Levy 200.62  
Municipal Expenditures 94.57

PER CENT:  
Gross Debt 8.80  
Net Debt .09  
Tax Levy Collected 94.08  
Tax Levy Cancelled, Abated or Adjusted

| 1969 EXPENDITURES                      |              | 1969 REVENUES                          |                   | 1969 PROPERTY TAX                          |                 |
|--|--------------|--|-------------------|--|-----------------|
| <b>GENERAL GOVERNMENT</b>              |              | <b>1969 — Property Taxes Collected</b> |                   | <b>STATE EQUALIZED TAX RATE</b>            |                 |
| Governing Body & Public Boards         |              | 1969 Payments in Lieu of Taxes         | 277,457.41        | Local District School Taxes                | 1.40 108,528.00 |
| Municipal Clerk                        |              | Delinquent Tax & Lien Collections      | 13,661.42         | Regional & Consolidated School Tax         | 1.44 111,551.00 |
| Financial Administration               | 3,400.00     | Business Personalty Replacement Taxes  | 36,527.00         | School Taxes in Municipal Budget           |                 |
| Assessment of Taxes                    | 1,550.00     | Taxes from Public Utilities            | 12,225.73         | County Taxes                               | .52 40,505.02   |
| Collection of Taxes                    | 1,850.00     | Other Miscellaneous Tax Revenues       | 22,133.01         | County Library Taxes                       | .02 1,457.68    |
| Planning, Housing & Development        | 550.00       | State Aid Revenues                     |                   | Local Municipal Purpose Taxes              | .41 31,402.47   |
| Human Resources                        |              | Federal Aid Revenues                   |                   | Veteran & Senior Citizen Taxes             | .11 8,750.00    |
| Elections                              | 500.00       | Sale of Acquired Property              |                   | Total Taxes for Rate Computation           | 3.90 302,194.17 |
| General Administration (other)         | 5,300.00     | Other Miscellaneous Revenues           | 12,680.40         | Special District Taxes                     |                 |
| <b>JUDICIARY</b>                       |              | 1969 Revenues                          | 374,684.97        | Bank Stock Taxes                           | 1,466.14        |
| Municipal Courts                       | 1,475.00     | Prior Years Surplus Appropriated       | 22,000.00         | Added and Omitted Taxes                    |                 |
| <b>PUBLIC SAFETY</b>                   |              | <b>REVENUES</b>                        | <b>396,684.97</b> | Total Taxes Levied - ABSTRACT              | 294,910.31      |
| Fire Protection                        | 7,800.00     |  |                   | <b>TOTAL TAXES BILLED</b>                  | 294,910.31      |
| Police Protection                      | 12,200.00    |  |                   | <b>1969 TAXES COLLECTED</b>                | 277,457.41      |
| Civil Defense & Disaster Control       |              |  |                   | 1969 Taxes Cancelled, Abated or Adjusted   |                 |
| Environmental Inspection & Control     |              |  |                   | Transfer to Tax Title Liens or Foreclosed  |                 |
| Other Public Safety                    |              |  |                   | Balance Outstanding Dec. 31, 1969          | 17,452.90       |
| <b>PUBLIC WORKS</b>                    |              |  |                   | <b>PRIOR YEARS TAXES OUTSTANDING</b>       |                 |
| Streets and Drainage                   | 22,800.00    |  |                   | Balance January 1, 1969                    | 13,661.42       |
| Sewers and Sewage Processing           |              |  |                   | Collected in 1969                          | 13,661.42       |
| Garbage and Trash Disposal             | 8,100.00     |  |                   | Cancelled, Abated or Adjusted (1969)       |                 |
| Public Buildings and Grounds           | 2,000.00     |  |                   | Transfers to Tax Title Liens or Foreclosed |                 |
| Other Public Works                     |              |  |                   | Balance December 31, 1969                  |                 |
| <b>HEALTH and WELFARE</b>              |              |  |                   | <b>TAX TITLE LIENS OUTSTANDING</b>         |                 |
| Health Services Except Environmental   | 2,350.00     |  |                   | Balance January 1, 1969                    |                 |
| Welfare-Public Assistance              | 700.00       |  |                   | Transfers From Taxes                       |                 |
| Hospitals, Clinics, First Aid          |              |  |                   | Redeemed in 1969                           |                 |
| Animal, Insect, & Rodent Control       |              |  |                   | Cancelled, Abated or Adjusted (1969)       |                 |
| Other Welfare Services                 |              |  |                   | Transfers to Foreclosed Property           |                 |
| <b>RECREATION and CONSERVATION</b>     |              |  |                   | Balance December 31, 1969                  |                 |
| Beaches and Boardwalks                 | 3,300.00     |  |                   | <b>PROPERTY ACQUIRED BY DEED OR</b>        |                 |
| Parks, Playgrounds, Shade Trees        |              |  |                   | <b>FORECLOSURE</b>                         |                 |
| Land Reclamation & Conservation        | 600.00       |  |                   | Balance January 1, 1969                    |                 |
| Other Recreational Services            |              |  |                   | Transfers From Taxes or Liens              |                 |
| <b>EDUCATION (excluding schools)</b>   |              |  |                   | Sale for Cash (1969)                       |                 |
| Libraries                              | 900.00       |  |                   | Cancelled, Abated or Adjusted (1969)       |                 |
| Other Educational Services             |              |  |                   | Balance December 31, 1969                  |                 |
| <b>STATUTORY EXPENDITURES</b>          |              |  |                   | <b>CURRENT FINANCES DECEMBER 31, 1969</b>  |                 |
| Pensions & F.I.C.A.                    | 1,200.00     |  |                   | <b>ASSETS</b>                              |                 |
| Employee Fringe Benefits               | 2,300.00     |  |                   | Cash Dec. 31, 1969                         | 148,077.36      |
| Other Statutory Expenditures           |              |  |                   | Taxes Receivable                           | 17,452.90       |
| <b>MUNICIPAL FUNCTIONS</b>             |              |  |                   | Tax Title Liens                            |                 |
| <b>CAPITAL IMPROVEMENTS</b>            |              |  |                   | Foreclosed Property                        |                 |
| <b>DEBT SERVICE</b>                    |              |  |                   | Emergencies & Other Deferred Charges       |                 |
| Principal Payments                     | 3,000.00     |  |                   | State Aid Receivable                       | 15,000.00       |
| Interest Payments                      | 225.00       |  |                   | Other Receivables                          | 671.48          |
| <b>DEFERRED CHARGES</b>                |              |  |                   | Total                                      | 181,201.74      |
| SCHOOL, COUNTY, SPECIAL DISTRICT TAXES | 13,417.23    |  |                   | <b>LIABILITIES</b>                         |                 |
| RESERVE FOR UNCOLLECTED TAXES          | 262,041.70   |  |                   | Cash Liabilities                           | 102,506.98      |
|  | 21,500.00    |  |                   | Reserves for Receivables                   | 18,124.38       |
| <b>EXPENDITURES</b>                    | <b>TOTAL</b> |  |                   | Surplus Dec. 31, 1969                      | 60,570.38       |
|  | 401,058.93   |  |                   | Total                                      | 181,201.74      |

0111  
Population 1960 5,634  
Population 1969 7,350  
Moody Rating  
Land Area 91.75 Sq. Miles

GALLOWAY TWP  
Net Valuation Taxable 18,628,724  
State Equalized Value 41,489,363  
Net Valuation on Which County Taxes  
are apportioned: 42,047,002  
State Equalization Ratio .4490

- ATLANTIC COUNTY

General Tax Rate Per \$100. 8.13  
State Equalized  
General Tax Rate: 3.65

PER CAPITA:  
Gross Debt 184.30  
Net Debt 2.72  
Debt Service .11  
Total Tax Levy 202.02  
Municipal Expenditures 85.17

PER CENT:  
Gross Debt 3.50  
Net Debt .05  
Tax Levy Collected 92.70  
Tax Levy Cancelled, Abated  
or Adjusted

| 1969 EXPENDITURES                      |              | 1969 REVENUES                                     |               | 1969 PROPERTY TAX                          |                   |
|--|--------------|---|---------------|--|-------------------|
| GENERAL GOVERNMENT                     |              | 1969 — Property Taxes Collected                   |               | STATE EQUALIZED TAX RATE                   |                   |
| Governing Body & Public Boards         |              |   | 1,376,406.13  | Local District School Taxes                | 1.25 517,913.00   |
| Municipal Clerk                        |              | 1969 Payments in Lieu of Taxes                    |               | Regional & Consolidated School Tax         | 1.19 493,668.95   |
| Financial Administration               | 36,950.00    | Delinquent Tax & Lien Collections                 | 100,723.65    | School Taxes in Municipal Budget           |                   |
| Assessment of Taxes                    | 12,500.00    | Business Personalty Replacement Taxes             | 69,184.00     | County Taxes                               | .87 358,972.00    |
| Collection of Taxes                    | 24,150.00    | Taxes from Public Utilities                       | 143,157.60    | County Library Taxes                       | .01 2,861.00      |
| Planning, Housing & Development        | 7,400.00     | Other Miscellaneous Tax Revenues                  | 1,084.37      | Local Municipal Purpose Taxes              | .21 87,133.29     |
| Human Resources                        |              | State Aid Revenues                                | 26,531.77     | Veteran & Senior Citizen Taxes             | .13 52,300.00     |
| Elections                              | 1,200.00     | Federal Aid Revenues                              |               | Total Taxes for Rate Computation           | 3.66 1,512,848.24 |
| General Administration (other)         | 33,600.00    | Sale of Acquired Property                         | 14,213.50     | Special District Taxes                     |                   |
| JUDICIARY                              |              | Other Miscellaneous Revenues                      | 68,067.20     | Bank Stock Taxes                           | 1,438.43          |
| Municipal Courts                       | 12,500.00    | 1969 Revenues                                     | 1,799,368.22  | Added and Omitted Taxes                    | 22,856.19         |
| PUBLIC SAFETY                          |              | Prior Years Surplus Appropriated                  | 200,000.00    | Total Taxes Levied - ABSTRACT              | 1,484,842.86      |
| Fire Protection                        | 19,500.00    | REVENUES  | 1,999,368.22  | TOTAL TAXES BILLED                         | 1,484,842.86      |
| Police Protection                      | 96,500.00    |   |               | 1969 TAXES COLLECTED                       | 1,376,406.13      |
| Civil Defense & Disaster Control       | 1,500.00     | 1969 REAL PROPERTY VALUATIONS                     |               | 1969 Taxes Cancelled, Abated or Adjusted   |                   |
| Environmental Inspection & Control     | 7,000.00     | Code Class # of Parcels %VAL'N ASSESSED VALUATION |               | Transfer to Tax Title Liens or Foreclosed  |                   |
| Other Public Safety                    |              | 1 Vacant Land 3514 12.21 2,215,295.00             |               | Balance Outstanding Dec. 31, 1969          | 108,436.73        |
| PUBLIC WORKS                           |              | 2 Residential 2450 57.54 10,440,575.00            |               | PRIOR YEARS TAXES OUTSTANDING              |                   |
| Streets and Drainage                   | 147,000.00   | 3 Farm 266 7.99 1,450,545.00                      |               | Balance January 1, 1969                    | 95,564.27         |
| Sewers and Sewage Processing           |              | 4a Commercial 218 22.17 4,022,455.00              |               | Collected in 1969                          | 87,572.57         |
| Garbage and Trash Disposal             |              | 4b Industrial 1 .09 15,910.00                     |               | Cancelled, Abated or Adjusted (1969)       |                   |
| Public Buildings and Grounds           | 5,500.00     | 4c Apartments                                     |               | Transfers to Tax Title Liens or Foreclosed |                   |
| Other Public Works                     |              | Total 6449 100.00 18,144,780.00                   |               | Balance December 31, 1969                  | 7,991.70          |
| HEALTH and WELFARE                     |              | CAPITAL DEBT AUTHORIZED, DECEMBER 31, 1969        |               | TAX TITLE LIENS OUTSTANDING                |                   |
| Health Services Except Environmental   | 2,000.00     | ISSUED AND UNISSUED                               |               | Balance January 1, 1969                    | 19,263.59         |
| Welfare-Public Assistance              | 4,750.00     | School  | 1,334,598     | Transfers From Taxes                       |                   |
| Hospitals, Clinics, First Aid          | 2,500.00     | Self-liquidating                                  |               | Redeemed in 1969                           | 13,151.08         |
| Animal, Insect, & Rodent Control       | 7,400.00     | Other   | 20,000        | Cancelled, Abated or Adjusted (1969)       |                   |
| Other Welfare Services                 |              | Total 1,354,598                                   | 20,000        | Transfers to Foreclosed Property           |                   |
| RECREATION and CONSERVATION            |              | ISSUED AND OUTSTANDING                            |               | Balance December 31, 1969                  | 6,112.51          |
| Beaches and Boardwalks                 |              | School  | 1,334,598.95  | PROPERTY ACQUIRED BY DEED OR               |                   |
| Parks, Playgrounds, Shade Trees        | 4,000.00     | Self-Liquidating                                  |               | FORECLOSURE                                |                   |
| Land Reclamation & Conservation        |              | Other   | 20,000.00     | Balance January 1, 1969                    | 205,842.75        |
| Other Recreational Services            | 50.00        | Total   | 1,354,598.95  | Transfers From Taxes or Liens              |                   |
| EDUCATION (excluding schools)          |              | EQUALIZED VALUATION BASIS                         |               | Sale for Cash (1969)                       | 14,213.50         |
| Libraries                              |              | FOR NET DEBT COMPUTATION                          | 38,713,940.00 | Cancelled, Abated or Adjusted (1969)       |                   |
| Other Educational Services             |              | 1969 CAPITAL OUTLAY                               | 5,832.79      | Balance December 31, 1969                  | 191,629.25        |
| STATUTORY EXPENDITURES                 |              | Beaches and Boardwalks                            |               | CURRENT FINANCES DECEMBER 31, 1969         |                   |
| Pensions & F.I.C.A.                    | 24,898.00    | Parks and Playgrounds                             |               | ASSETS                                     |                   |
| Employee Fringe Benefits               |              | Public Buildings and Grounds                      | 4,632.79      | Cash Dec. 31, 1969                         | 647,062.68        |
| Other Statutory Expenditures           |              | Vehicular Equipment                               |               | Taxes Receivable                           | 116,428.43        |
| MUNICIPAL FUNCTIONS                    | 450,898.00   | Streets, Roads, Sidewalks, Storm Sewers           | 1,200.00      | Tax Title Liens                            | 6,112.51          |
| CAPITAL IMPROVEMENTS                   | 26,200.00    | Sewer System                                      |               | Foreclosed Property                        | 191,629.25        |
| DEBT SERVICE                           |              | Water Service                                     |               | Emergencies & Other Deferred Charges       |                   |
| Principal Payments                     |              | Other Utilities                                   |               | State Aid Receivable                       | 65,920.01         |
| Interest Payments                      | 800.00       | Hospitals and Clinics                             |               | Other Receivables                          | 3,620.42          |
| DEFERRED CHARGES                       | 500.00       | Garbage and Trash Disposal Facilities             |               | Total                                      | 1,030,773.30      |
| SCHOOL, COUNTY, SPECIAL DISTRICT TAXES | 1,373,414.95 | Health Equipment                                  |               | LIABILITIES                                |                   |
| RESERVE FOR UNCOLLECTED TAXES          | 147,573.86   | Library and Education Facilities                  |               | Cash Liabilities                           | 418,075.21        |
| EXPENDITURES                           | 1,999,386.81 | Conservation and Recreation                       |               | Reserves for Receivables                   | 317,790.61        |
|  |              | Other Expenditures                                |               | Surplus Dec. 31, 1969                      | 294,907.48        |
|  |              |   |               | Total                                      | 1,030,773.30      |

0221  
Population 1960 29,253  
Population 1969 31,270  
  
Moody Rating BAA  
Land Area 2.10 Sq. Miles

**GARFIELD CITY - BERGEN COUNTY**  
Net Valuation Taxable 137,376,572  
State Equalized Value 168,829,509  
Net Valuation on Which County Taxes are apportioned: 177,999,147  
State Equalization Ratio .8137  
  
General Tax Rate Per \$100. 3.18  
State Equalized General Tax Rate: 2.58

**PER CAPITA:**  
Gross Debt 119.36  
Net Debt 58.90  
Debt Service 15.15  
Total Tax Levy 135.84  
Municipal Expenditures 87.46

**PER CENT:**  
Gross Debt 2.29  
Net Debt 1.13  
Tax Levy Collected 96.81  
Tax Levy Cancelled, Abated or Adjusted 1.03

| 1969 EXPENDITURES                      |                     | 1969 REVENUES                         |                     | 1969 PROPERTY TAX                          |                     |
|--|---------------------|---------------------------------------|---------------------|--|---------------------|
| <b>GENERAL GOVERNMENT</b>              |                     |                                       |                     | <b>STATE EQUALIZED TAX RATE</b>            |                     |
| Governing Body & Public Boards         | 27,400.00           | 1969 — Property Taxes Collected       | 4,117,442.50        | Local District School Taxes                | 1.29 2,175,848.00   |
| Municipal Clerk                        | 35,200.00           | 1969 Payments in Lieu of Taxes        | 11,370.60           | Regional & Consolidated School Tax         |                     |
| Financial Administration               | 64,950.00           | Delinquent Tax & Lien Collections     | 105,117.16          | School Taxes in Municipal Budget           | .12 200,328.25      |
| Assessment of Taxes                    | 29,750.00           | Business Personalty Replacement Taxes | 367,992.00          | County Taxes                               | .43 726,396.28      |
| Collection of Taxes                    | 31,100.00           | Taxes from Public Utilities           | 231,606.31          | County Library Taxes                       |                     |
| Planning, Housing & Development        | 3,500.00            | Other Miscellaneous Tax Revenues      |                     | Local Municipal Purpose Taxes              | .65 1,090,642.50    |
| Human Resources                        |                     | State Aid Revenues                    | 190,846.89          | Veteran & Senior Citizen Taxes             | .10 171,050.00      |
| Elections                              | 5,450.00            | Federal Aid Revenues                  |                     | Total Taxes for Rate Computation           | 2.59 4,364,265.03   |
| General Administration (other)         | 53,540.00           | Sale of Acquired Property             |                     | Special District Taxes                     |                     |
| <b>JUDICIARY</b>                       |                     | Other Miscellaneous Revenues          | 317,878.05          | Bank Stock Taxes                           | 18,829.41           |
| Municipal Courts                       | 23,900.00           | 1969 Revenues                         | 5,342,253.51        | Added and Omitted Taxes                    | 35,646.67           |
| <b>PUBLIC SAFETY</b>                   |                     | Prior Years Surplus Appropriated      | 300,000.00          | Total Taxes Levied - ABSTRACT              | 4,247,691.11        |
| Fire Protection                        | 52,125.00           | <b>REVENUES</b>                       | <b>5,642,253.51</b> | <b>TOTAL TAXES BILLED</b>                  | <b>4,252,979.39</b> |
| Police Protection                      | 515,800.00          |                                       |                     | 1969 TAXES COLLECTED                       | 4,117,442.50        |
| Civil Defense & Disaster Control       | 2,500.00            |                                       |                     | 1969 Taxes Cancelled, Abated or Adjusted   | 43,762.58           |
| Environmental Inspection & Control     | 12,700.00           |                                       |                     | Transfer to Tax Title Liens or Foreclosed  | 4,243.91            |
| Other Public Safety                    |                     |                                       |                     | Balance Outstanding Dec. 31, 1969          | 87,530.40           |
| <b>PUBLIC WORKS</b>                    |                     |                                       |                     | <b>PRIOR YEARS TAXES OUTSTANDING</b>       |                     |
| Streets and Drainage                   | 175,300.00          |                                       |                     | Balance January 1, 1969                    | 110,634.93          |
| Sewers and Sewage Processing           | 312,500.00          |                                       |                     | Collected in 1969                          | 91,464.89           |
| Garbage and Trash Disposal             | 178,300.00          |                                       |                     | Cancelled, Abated or Adjusted (1969)       |                     |
| Public Buildings and Grounds           | 66,200.00           |                                       |                     | Transfers to Tax Title Liens or Foreclosed | 992.13              |
| Other Public Works                     |                     |                                       |                     | Balance December 31, 1969                  | 18,177.91           |
| <b>HEALTH and WELFARE</b>              |                     |                                       |                     | <b>TAX TITLE LIENS OUTSTANDING</b>         |                     |
| Health Services Except Environmental   | 54,868.74           |                                       |                     | Balance January 1, 1969                    | 28,424.67           |
| Welfare-Public Assistance              | 26,800.00           |                                       |                     | Transfers From Taxes                       | 5,236.04            |
| Hospitals, Clinics, First Aid          |                     |                                       |                     | Redeemed in 1969                           | 13,652.27           |
| Animal, Insect, & Rodent Control       |                     |                                       |                     | Cancelled, Abated or Adjusted (1969)       |                     |
| Other Welfare Services                 |                     |                                       |                     | Transfers to Foreclosed Property           |                     |
| <b>RECREATION and CONSERVATION</b>     |                     |                                       |                     | Balance December 31, 1969                  | 20,008.44           |
| Beaches and Boardwalks                 |                     |                                       |                     | <b>PROPERTY ACQUIRED BY DEED OR</b>        |                     |
| Parks, Playgrounds, Shade Trees        | 53,700.00           |                                       |                     | <b>FORECLOSURE</b>                         |                     |
| Land Reclamation & Conservation        |                     |                                       |                     | Balance January 1, 1969                    | 106,970.00          |
| Other Recreational Services            | 7,500.00            |                                       |                     | Transfers From Taxes or Liens              |                     |
| <b>EDUCATION (excluding schools)</b>   |                     |                                       |                     | Sale for Cash (1969)                       |                     |
| Libraries                              | 61,300.00           |                                       |                     | Cancelled, Abated or Adjusted (1969)       |                     |
| Other Educational Services             |                     |                                       |                     | Balance December 31, 1969                  | 106,970.00          |
| <b>STATUTORY EXPENDITURES</b>          |                     |                                       |                     | <b>CURRENT FINANCES DECEMBER 31, 1969</b>  |                     |
| Pensions & F.I.C.A.                    | 164,800.00          |                                       |                     | <b>ASSETS</b>                              |                     |
| Employee Fringe Benefits               | 6,100.00            |                                       |                     | Cash Dec. 31, 1969                         | 501,414.13          |
| Other Statutory Expenditures           |                     |                                       |                     | Taxes Receivable                           | 105,708.31          |
| <b>MUNICIPAL FUNCTIONS</b>             |                     |                                       |                     | Tax Title Liens                            | 20,008.44           |
| <b>CAPITAL IMPROVEMENTS</b>            |                     |                                       |                     | Foreclosed Property                        | 106,970.00          |
| <b>DEBT SERVICE</b>                    |                     |                                       |                     | Emergencies & Other Deferred Charges       | 22,576.61           |
| Principal Payments                     | 355,000.00          |                                       |                     | State Aid Receivable                       | 71,341.00           |
| Interest Payments                      | 118,584.75          |                                       |                     | Other Receivables                          | 50,952.31           |
| <b>TYPE I SCHL DEBT *MEMO</b>          | 251,318.75          |                                       |                     | Total                                      | 878,970.80          |
| <b>DEFERRED CHARGES</b>                |                     |                                       |                     | <b>LIABILITIES</b>                         |                     |
| SCHOOL, COUNTY, SPECIAL DISTRICT TAXES | 117,988.06          |                                       |                     | Cash Liabilities                           | 342,604.40          |
| RESERVE FOR UNCOLLECTED TAXES          | 3,102,572.53        |                                       |                     | Reserves for Receivables                   | 283,639.06          |
|  | 167,998.40          |                                       |                     | Surplus Dec. 31, 1969                      | 252,727.34          |
| <b>EXPENDITURES</b>                    |                     |                                       |                     | Total                                      | 878,970.80          |
| <b>TOTAL</b>                           | <b>5,837,427.48</b> |                                       |                     |  |                     |

\* ABOVE DEBT SERVICE INCLUDES TYPE I SCHOOL DEBT

| 2006            |               | GARWOOD BORO                        |            | - UNION COUNTY              |      | PER CAPITA:            |        | PER CENT:                  |       |
|-----------------|---------------|-------------------------------------|------------|-----------------------------|------|------------------------|--------|----------------------------|-------|
| Population 1960 | 5,426         | Net Valuation Taxable               | 15,443,290 |                             |      | Gross Debt             | 107.84 | Gross Debt                 | 1.87  |
| Population 1969 | 6,050         | State Equalized Value               | 34,166,570 | General Tax Rate Per \$100. | 6.80 | Net Debt               | 50.41  | Net Debt                   | .87   |
|                 |               | Net Valuation on Which County Taxes |            |                             |      | Debt Service           |        | Tax Levy Collected         | 97.43 |
| Moody Rating    |               | are apportioned:                    | 43,640,026 | State Equalized             |      | Total Tax Levy         | 169.15 | Tax Levy Cancelled, Abated |       |
| Land Area       | .70 Sq. Miles | State Equalization Ratio            | .4520      | General Tax Rate:           | 3.07 | Municipal Expenditures | 97.19  | or Adjusted                | .84   |

| 1969 EXPENDITURES                             |                     | 1969 REVENUES                                     |                           | 1969 PROPERTY TAX                          |                     |
|---|---------------------|---|---------------------------|--|---------------------|
| <b>GENERAL GOVERNMENT</b>                     |                     | 1969 — Property Taxes Collected                   |                           | <b>STATE EQUALIZED TAX RATE</b>            |                     |
| Governing Body & Public Boards                |                     |   | 997,007.01                | Local District School Taxes                | 1.10 377,412.00     |
| Municipal Clerk                               |                     | 1969 Payments in Lieu of Taxes                    | 5,867.33                  | Regional & Consolidated School Tax         | .95 323,130.79      |
| Financial Administration                      | 14,500.00           | Delinquent Tax & Lien Collections                 | 26,196.29                 | School Taxes in Municipal Budget           |                     |
| Assessment of Taxes                           | 8,900.00            | Business Personalty Replacement Taxes             | 189,229.00                | County Taxes                               | .56 190,387.41      |
| Collection of Taxes                           | 6,750.00            | Taxes from Public Utilities                       | 70,894.48                 | County Library Taxes                       |                     |
| Planning, Housing & Development               | 100.00              | Other Miscellaneous Tax Revenues                  |                           | Local Municipal Purpose Taxes              | .35 120,964.75      |
| Human Resources                               |                     | State Aid Revenues                                | 25,110.94                 | Veteran & Senior Citizen Taxes             | .11 37,170.00       |
| Elections                                     | 800.00              | Federal Aid Revenues                              |                           | Total Taxes for Rate Computation           | 3.07 1,049,064.95   |
| General Administration (other)                | 34,525.00           | Sale of Acquired Property                         |                           | Special District Taxes                     |                     |
| <b>JUDICIARY</b>                              |                     | Other Miscellaneous Revenues                      | 68,180.99                 | Bank Stock Taxes                           | 1,690.47            |
| Municipal Courts                              | 5,250.00            | 1969 Revenues                                     | Total 1,382,486.04        | Added and Omitted Taxes                    | 9,744.20            |
| <b>PUBLIC SAFETY</b>                          |                     | Prior Years Surplus Appropriated                  | 140,000.00                | Total Taxes Levied - ABSTRACT              | 1,023,329.62        |
| Fire Protection                               | 32,125.00           | <b>REVENUES</b>                                   | <b>TOTAL 1,522,486.04</b> | <b>TOTAL TAXES BILLED</b>                  | <b>1,023,329.62</b> |
| Police Protection                             | 148,920.00          |   |                           | 1969 TAXES COLLECTED                       | 997,007.01          |
| Civil Defense & Disaster Control              | 1,450.00            | <b>1969 REAL PROPERTY VALUATIONS</b>              |                           | 1969 Taxes Cancelled, Abated or Adjusted   | 8,612.60            |
| Environmental Inspection & Control            | 2,225.00            | Code Class # of Parcels %VAL'N                    | ASSESSED VALUATION        | Transfer to Tax Title Liens or Foreclosed  |                     |
| Other Public Safety                           |                     | 1 Vacant Land 64 .52                              | 80,350.00                 | Balance Outstanding Dec. 31, 1969          | 17,710.01           |
| <b>PUBLIC WORKS</b>                           |                     | 2 Residential 1150 65.51                          | 10,039,840.00             | <b>PRIOR YEARS TAXES OUTSTANDING</b>       |                     |
| Streets and Drainage                          | 129,150.00          | 3 Farm  |                           | Balance January 1, 1969                    | 37,422.61           |
| Sewers and Sewage Processing                  | 31,350.00           | 4a Commercial 114 16.28                           | 2,495,000.00              | Collected in 1969                          | 26,196.29           |
| Garbage and Trash Disposal                    |                     | 4b Industrial 42 14.33                            | 2,195,450.00              | Cancelled, Abated or Adjusted (1969)       | 1,722.83            |
| Public Buildings and Grounds                  | 12,550.00           | 4c Apartments 30 3.36                             | 514,650.00                | Transfers to Tax Title Liens or Foreclosed |                     |
| Other Public Works                            |                     | Total 1400 100.00                                 | 15,325,290.00             | Balance December 31, 1969                  | 9,503.49            |
| <b>HEALTH and WELFARE</b>                     |                     | <b>CAPITAL DEBT AUTHORIZED, DECEMBER 31, 1969</b> |                           | <b>TAX TITLE LIENS OUTSTANDING</b>         |                     |
| Health Services Except Environmental          | 8,750.00            | <b>ISSUED AND UNISSUED</b>                        |                           | Balance January 1, 1969                    | 1,123.34            |
| Welfare-Public Assistance                     | 650.00              | School  | GROSS DEBT 347,445        | Transfers From Taxes                       |                     |
| Hospitals, Clinics, First Aid                 |                     | Self-liquidating                                  |                           | Redeemed in 1969                           |                     |
| Animal, Insect, & Rodent Control              | 700.00              | Other   | 305,000                   | Cancelled, Abated or Adjusted (1969)       |                     |
| Other Welfare Services                        |                     | Total   | 652,445                   | Transfers to Foreclosed Property           |                     |
| <b>RECREATION and CONSERVATION</b>            |                     | <b>ISSUED AND OUTSTANDING</b>                     |                           | Balance December 31, 1969                  | 1,123.34            |
| Beaches and Boardwalks                        |                     | School  | 347,445.05                | <b>PROPERTY ACQUIRED BY DEED OR</b>        |                     |
| Parks, Playgrounds, Shade Trees               | 4,000.00            | Self-Liquidating                                  |                           | <b>FORECLOSURE</b>                         |                     |
| Land Reclamation & Conservation               |                     | Other   | 285,000.00                | Balance January 1, 1969                    | 31,014.00           |
| Other Recreational Services                   | 9,500.00            | Total   | 632,445.05                | Transfers From Taxes or Liens              |                     |
| <b>EDUCATION (excluding schools)</b>          |                     | <b>EQUALIZED VALUATION BASIS</b>                  |                           | Sale for Cash (1969)                       |                     |
| Libraries                                     | 4,000.00            | <b>FOR NET DEBT COMPUTATION</b>                   |                           | Cancelled, Abated or Adjusted (1969)       |                     |
| Other Educational Services                    |                     | 34,960,832.00                                     |                           | Balance December 31, 1969                  | 31,014.00           |
| <b>STATUTORY EXPENDITURES</b>                 |                     | <b>1969 CAPITAL OUTLAY</b>                        |                           | <b>CURRENT FINANCES DECEMBER 31, 1969</b>  |                     |
| Pensions & F.I.C.A.                           | 34,400.00           | TOTAL 251,348.16                                  |                           | <b>ASSETS</b>                              |                     |
| Employee Fringe Benefits                      | 16,500.00           | Beaches and Boardwalks                            |                           | Cash Dec. 31, 1969                         | 294,041.00          |
| Other Statutory Expenditures                  |                     | Parks and Playgrounds                             | 3,300.00                  | Taxes Receivable                           | 27,213.50           |
| <b>MUNICIPAL FUNCTIONS</b>                    |                     | Public Buildings and Grounds                      | 50.00                     | Tax Title Liens                            | 1,123.34            |
| <b>CAPITAL IMPROVEMENTS</b>                   |                     | Vehicular Equipment                               |                           | Foreclosed Property                        | 31,014.00           |
| <b>DEBT SERVICE</b>                           |                     | Streets, Roads, Sidewalks, Storm Sewers           | 4,700.00                  | Emergencies & Other Deferred Charges       |                     |
| Principal Payments                            |                     | Sewer System                                      |                           | State Aid Receivable                       | 11,546.00           |
| Interest Payments                             |                     | Water Service                                     |                           | Other Receivables                          | 971.30              |
|   |                     | Other Utilities                                   |                           | Total                                      | 365,909.14          |
|   |                     | Hospitals and Clinics                             |                           | <b>LIABILITIES</b>                         |                     |
| <b>DEFERRED CHARGES</b>                       |                     | Garbage and Trash Disposal Facilities             |                           | Cash Liabilities                           | 45,574.34           |
| <b>SCHOOL, COUNTY, SPECIAL DISTRICT TAXES</b> |                     | Health Equipment                                  |                           | Reserves for Receivables                   | 60,322.14           |
| <b>RESERVE FOR UNCOLLECTED TAXES</b>          |                     | Library and Education Facilities                  |                           | Surplus Dec. 31, 1969                      | 260,012.66          |
|   |                     | Conservation and Recreation                       |                           | Total                                      | 365,909.14          |
| <b>EXPENDITURES</b>                           |                     | Other Expenditures                                | 243,298.16                |  |                     |
| <b>TOTAL</b>                                  | <b>1,478,923.50</b> |   |                           |  |                     |

0413  
Population 1960 2,141  
Population 1969 2,750  
  
Moody Rating  
Land Area 2.15 Sq. Miles

GIBBSBORO BCRO - CAMDEN COUNTY  
Net Valuation Taxable 5,472,200  
State Equalized Value 12,397,371  
General Tax Rate Per \$100. 8.78  
Net Valuation on Which County Taxes are apportioned: 12,512,348  
State Equalized State Equalization Ratio .4414  
General Tax Rate: 3.87

PER CAPITA:  
Gross Debt 217.61  
Net Debt 1.38  
Debt Service  
Total Tax Levy 168.90  
Municipal Expenditures 74.85

PER CENT:  
Gross Debt 5.38  
Net Debt .03  
Tax Levy Collected 96.84  
Tax Levy Cancelled, Abated or Adjusted .33

| 1969 EXPENDITURES                      |            | 1969 REVENUES                         |            | 1969 PROPERTY TAX                          |            |
|--|------------|---------------------------------------|------------|--|------------|
| GENERAL GOVERNMENT                     |            | 1969 — Property Taxes Collected       |            | STATE EQUALIZED TAX RATE                   |            |
| Governing Body & Public Boards         |            |                                       | 450,233.67 | Local District School Taxes                | 1.33       |
| Municipal Clerk                        |            | 1969 Payments in Lieu of Taxes        |            | Regional & Consolidated School Tax         | 1.00       |
| Financial Administration               | 9,124.00   | Delinquent Tax & Lien Collections     | 17,710.23  | School Taxes in Municipal Budget           |            |
| Assessment of Taxes                    | 2,670.00   | Business Personalty Replacement Taxes | 47,570.00  | County Taxes                               | .94        |
| Collection of Taxes                    | 2,638.99   | Taxes from Public Utilities           | 36,983.28  | County Library Taxes                       | .02        |
| Planning, Housing & Development        | 990.00     | Other Miscellaneous Tax Revenues      |            | Local Municipal Purpose Taxes              | .45        |
| Human Resources                        |            | State Aid Revenues                    | 9,721.15   | Veteran & Senior Citizen Taxes             | .13        |
| Elections                              | 700.00     | Federal Aid Revenues                  |            | Total Taxes for Rate Computation           | 3.87       |
| General Administration (other)         | 14,803.00  | Sale of Acquired Property             | 6,004.00   | Special District Taxes                     |            |
| JUDICIARY                              |            | Other Miscellaneous Revenues          | 11,738.07  | Bank Stock Taxes                           | 113.39     |
| Municipal Courts                       | 2,125.00   | 1969 Revenues                         | 579,960.40 | Added and Omitted Taxes                    |            |
| PUBLIC SAFETY                          |            | Prior Years Surplus Appropriated      | 55,000.00  | Total Taxes Levied - ABSTRACT              | 464,464.54 |
| Fire Protection                        | 7,058.62   | REVENUES                              | 634,960.40 | TOTAL TAXES BILLED                         | 464,932.62 |
| Police Protection                      | 17,110.37  |                                       |            | 1969 TAXES COLLECTED                       | 450,233.67 |
| Civil Defense & Disaster Control       | 1,780.00   | 1969 REAL PROPERTY VALUATIONS         |            | 1969 Taxes Cancelled, Abated or Adjusted   | 1,528.25   |
| Environmental Inspection & Control     | 1,466.96   |                                       |            | Transfer to Tax Title Liens or Foreclosed  |            |
| Other Public Safety                    |            |                                       |            | Balance Outstanding Dec. 31, 1969          | 13,170.70  |
| PUBLIC WORKS                           |            |                                       |            | PRIOR YEARS TAXES OUTSTANDING              |            |
| Streets and Drainage                   | 50,360.00  |                                       |            | Balance January 1, 1969                    | 16,979.39  |
| Sewers and Sewage Processing           | 25.00      |                                       |            | Collected in 1969                          | 15,849.73  |
| Garbage and Trash Disposal             | 18,800.00  |                                       |            | Cancelled, Abated or Adjusted (1969)       | 671.47     |
| Public Buildings and Grounds           | 13,479.00  |                                       |            | Transfers to Tax Title Liens or Foreclosed |            |
| Other Public Works                     |            |                                       |            | Balance December 31, 1969                  | 458.19     |
| HEALTH and WELFARE                     |            |                                       |            | TAX TITLE LIENS OUTSTANDING                |            |
| Health Services Except Environmental   | 1,696.00   |                                       |            | Balance January 1, 1969                    | 5,905.49   |
| Welfare-Public Assistance              | 1,880.00   |                                       |            | Transfers From Taxes                       |            |
| Hospitals, Clinics, First Aid          |            |                                       |            | Redeemed in 1969                           | 1,860.50   |
| Animal, Insect, & Rodent Control       | 87.88      |                                       |            | Cancelled, Abated or Adjusted (1969)       |            |
| Other Welfare Services                 |            |                                       |            | Transfers to Foreclosed Property           |            |
| RECREATION and CONSERVATION            |            |                                       |            | Balance December 31, 1969                  | 4,044.99   |
| Beaches and Boardwalks                 |            |                                       |            | PROPERTY ACQUIRED BY DEED OR               |            |
| Parks, Playgrounds, Shade Trees        | 4,275.00   |                                       |            | FORECLOSURE                                |            |
| Land Reclamation & Conservation        |            |                                       |            | Balance January 1, 1969                    | 7,346.00   |
| Other Recreational Services            | 3,331.25   |                                       |            | Transfers From Taxes or Liens              |            |
| EDUCATION (excluding schools)          |            |                                       |            | Sale for Cash (1969)                       | 6,004.00   |
| Libraries                              | 2,606.00   |                                       |            | Cancelled, Abated or Adjusted (1969)       |            |
| Other Educational Services             |            |                                       |            | Balance December 31, 1969                  | 1,342.00   |
| STATUTORY EXPENDITURES                 |            |                                       |            | CURRENT FINANCES DECEMBER 31, 1969         |            |
| Pensions & F.I.C.A.                    | 1,575.00   |                                       |            | ASSETS                                     |            |
| Employee Fringe Benefits               |            |                                       |            | Cash Dec. 31, 1969                         | 173,303.81 |
| Other Statutory Expenditures           |            |                                       |            | Taxes Receivable                           | 13,628.89  |
| MUNICIPAL FUNCTIONS                    |            |                                       |            | Tax Title Liens                            | 4,044.99   |
| CAPITAL IMPROVEMENTS                   |            |                                       |            | Foreclosed Property                        | 1,342.00   |
| DEBT SERVICE                           |            |                                       |            | Emergencies & Other Deferred Charges       | 2,880.57   |
| Principal Payments                     |            |                                       |            | State Aid Receivable                       | 5,647.00   |
| Interest Payments                      |            |                                       |            | Other Receivables                          | 7,808.42   |
| DEFERRED CHARGES                       |            |                                       |            | Total                                      | 208,655.68 |
| SCHOOL, COUNTY, SPECIAL DISTRICT TAXES |            |                                       |            | LIABILITIES                                |            |
| RESERVE FOR UNCOLLECTED TAXES          |            |                                       |            | Cash Liabilities                           | 84,201.47  |
|  |            |                                       |            | Reserves for Receivables                   | 26,824.30  |
|  |            |                                       |            | Surplus Dec. 31, 1969                      | 97,629.91  |
| EXPENDITURES                           |            |                                       |            | Total                                      | 208,655.68 |
| TOTAL                                  | 615,016.65 |                                       | 2,086.00   |  |            |

0806  
Population 1960 10,253  
Population 1969 12,830  
Moody Rating  
Land Area 9.23 Sq. Miles

GLASSBORO BORO - GLOUCESTER COUNTY  
Net Valuation Taxable 13,884,598  
State Equalized Value 52,653,007 General Tax Rate Per \$100. 16.48  
Net Valuation on Which County Taxes  
are apportioned: 52,178,480 State Equalized  
State Equalization Ratio .2637 General Tax Rate: 4.34

PER CAPITA:  
Gross Debt 266.41  
Net Debt 89.14  
Debt Service 2.73  
Total Tax Levy 180.03  
Municipal Expenditures 88.25  
PER CENT:  
Gross Debt 6.78  
Net Debt 2.27  
Tax Levy Collected 93.23  
Tax Levy Cancelled, Abated  
or Adjusted .86

| 1969 EXPENDITURES                      |              | 1969 REVENUES                                     |  | 1969 PROPERTY TAX                          |      |
|--|--------------|---|--|--|------|
| GENERAL GOVERNMENT                     |              | 1969 — Property Taxes Collected                   |  | STATE EQUALIZED TAX RATE                   |      |
| Governing Body & Public Boards         | 11,200.00    | 1969 Payments in Lieu of Taxes                    |  | Local District School Taxes                | 2.96 |
| Municipal Clerk                        | 7,050.00     | Delinquent Tax & Lien Collections                 |  | Regional & Consolidated School Tax         |      |
| Financial Administration               | 38,000.00    | Business Personality Replacement Taxes            |  | School Taxes in Municipal Budget           |      |
| Assessment of Taxes                    | 66,150.00    | Taxes from Public Utilities                       |  | County Taxes                               | .58  |
| Collection of Taxes                    | 35,900.00    | Other Miscellaneous Tax Revenues                  |  | County Library Taxes                       |      |
| Planning, Housing & Development        | 12,800.00    | State Aid Revenues                                |  | Local Municipal Purpose Taxes              | .68  |
| Human Resources                        |              | Federal Aid Revenues                              |  | Veteran & Senior Citizen Taxes             | .12  |
| Elections                              | 4,000.00     | Sale of Acquired Property                         |  | Total Taxes for Rate Computation           | 4.34 |
| General Administration (other)         | 12,000.00    | Other Miscellaneous Revenues                      |  | Special District Taxes                     |      |
| JUDICIARY                              |              | 1969 Revenues                                     |  | Bank Stock Taxes                           |      |
| Municipal Courts                       | 9,550.00     | Prior Years Surplus Appropriated                  |  | Added and Omitted Taxes                    |      |
| PUBLIC SAFETY                          |              | REVENUES  |  | Total Taxes Levied - ABSTRACT              |      |
| Fire Protection                        | 22,290.00    | 1969 REAL PROPERTY VALUATIONS                     |  | TOTAL TAXES BILLED                         |      |
| Police Protection                      | 217,100.00   | Code Class # of Parcels %VAL'N ASSESSED VALUATION |  | 1969 TAXES COLLECTED                       |      |
| Civil Defense & Disaster Control       | 3,500.00     | 1 Vacant Land 1124 2.78 370,250.00                |  | 1969 Taxes Cancelled, Abated or Adjusted   |      |
| Environmental Inspection & Control     | 3,300.00     | 2 Residential 2501 65.98 8,798,390.00             |  | Transfer to Tax Title Liens or Foreclosed  |      |
| Other Public Safety                    |              | 3 Farm 108 3.29 438,700.00                        |  | Balance Outstanding Dec. 31, 1969          |      |
| PUBLIC WORKS                           |              | 4a Commercial 225 18.01 2,401,150.00              |  | PRIOR YEARS TAXES OUTSTANDING              |      |
| Streets and Drainage                   | 190,925.00   | 4b Industrial 19 6.47 863,025.00                  |  | Balance January 1, 1969                    |      |
| Sewers and Sewage Processing           |              | 4c Apartments 28 3.48 463,625.00                  |  | Collected in 1969                          |      |
| Garbage and Trash Disposal             | 45,350.00    | Total 4005 100.01 13,335,140.00                   |  | Cancelled, Abated or Adjusted (1969)       |      |
| Public Buildings and Grounds           | 10,460.00    | CAPITAL DEBT AUTHORIZED, DECEMBER 31, 1969        |  | Transfers to Tax Title Liens or Foreclosed |      |
| Other Public Works                     |              | ISSUED AND UNISSUED GROSS DEBT NET DEBT           |  | Balance December 31, 1969                  |      |
| HEALTH and WELFARE                     |              | School 3,060,000 1,043,684                        |  | TAX TITLE LIENS OUTSTANDING                |      |
| Health Services Except Environmental   | 18,450.00    | Self-liquidating 258,000                          |  | Balance January 1, 1969                    |      |
| Welfare-Public Assistance              | 9,600.00     | Other 100,000 100,000                             |  | Transfers From Taxes                       |      |
| Hospitals, Clinics, First Aid          |              | Total 3,418,000 1,143,684                         |  | Redeemed in 1969                           |      |
| Animal, Insect, & Rodent Control       |              | ISSUED AND OUTSTANDING                            |  | Cancelled, Abated or Adjusted (1969)       |      |
| Other Welfare Services                 | 2,100.00     | School 2,071,000.00                               |  | Transfers to Foreclosed Property           |      |
| RECREATION and CONSERVATION            |              | Self-liquidating 258,000.00                       |  | Balance December 31, 1969                  |      |
| Beaches and Boardwalks                 |              | Other 100,000.00                                  |  | PROPERTY ACQUIRED BY DEED OR               |      |
| Parks, Playgrounds, Shade Trees        | 25,100.00    | Total 2,429,000.00                                |  | FORECLOSURE                                |      |
| Land Reclamation & Conservation        |              | EQUALIZED VALUATION BASIS                         |  | Balance January 1, 1969                    |      |
| Other Recreational Services            | 4,000.00     | FOR NET DEBT COMPUTATION                          |  | Transfers From Taxes or Liens              |      |
| EDUCATION (excluding schools)          |              | 1969 CAPITAL OUTLAY                               |  | Sale for Cash (1969)                       |      |
| Libraries                              | 12,090.00    | Beaches and Boardwalks                            |  | Cancelled, Abated or Adjusted (1969)       |      |
| Other Educational Services             |              | Parks and Playgrounds                             |  | Balance December 31, 1969                  |      |
| STATUTORY EXPENDITURES                 |              | Public Buildings and Grounds                      |  | CURRENT FINANCES DECEMBER 31, 1969         |      |
| Pensions & F.I.C.A.                    | 56,550.00    | Vehicular Equipment                               |  | ASSETS                                     |      |
| Employee Fringe Benefits               | 7,100.00     | Streets, Roads, Sidewalks, Storm Sewers           |  | Cash Dec. 31, 1969                         |      |
| Other Statutory Expenditures           |              | Sewer System                                      |  | Taxes Receivable                           |      |
| MUNICIPAL FUNCTIONS                    |              | Water Service                                     |  | Tax Title Liens                            |      |
| CAPITAL IMPROVEMENTS                   |              | Other Utilities                                   |  | Foreclosed Property                        |      |
| DEBT SERVICE                           |              | Hospitals and Clinics                             |  | Emergencies & Other Deferred Charges       |      |
| Principal Payments                     | 30,000.00    | Garbage and Trash Disposal Facilities             |  | State Aid Receivable                       |      |
| Interest Payments                      | 5,025.00     | Health Equipment                                  |  | Other Receivables                          |      |
| DEFERRED CHARGES                       |              | Library and Education Facilities                  |  | Total                                      |      |
| SCHOOL, COUNTY, SPECIAL DISTRICT TAXES | 20,290.00    | Conservation and Recreation                       |  | LIABILITIES                                |      |
| RESERVE FOR UNCOLLECTED TAXES          | 1,866,310.75 | Other Expenditures                                |  | Cash Liabilities                           |      |
|  | 157,638.63   |   |  | Reserves for Receivables                   |      |
| EXPENDITURES                           |              |   |  | Surplus Dec. 31, 1969                      |      |
| TOTAL                                  | 2,998,529.38 |   |  | Total                                      |      |



1012  
Population 1960 787  
Population 1969 850  
  
Moody Rating  
Land Area 1.46 Sq. Miles

GLEN GARDNER BORO - HUNTERDON COUNTY  
Net Valuation Taxable 3,304,555  
State Equalized Value 3,783,986  
Net Valuation on Which County Taxes  
are apportioned: 3,779,650  
State Equalization Ratio .8733  
  
General Tax Rate Per \$100. 3.61  
  
State Equalized  
General Tax Rate: 3.15

PER CAPITA:  
Gross Debt 142.28  
Net Debt 35.29  
Debt Service  
Total Tax Levy 137.92  
Municipal Expenditures 58.30

PER CENT:  
Gross Debt 3.42  
Net Debt .85  
Tax Levy Collected 89.44  
Tax Levy Cancelled, Abated  
or Adjusted 3.11

| 1969 EXPENDITURES                      |                   | 1969 REVENUES                         |              | 1969 PROPERTY TAX                          |                  |
|--|-------------------|---------------------------------------|--------------|--|------------------|
| <b>GENERAL GOVERNMENT</b>              |                   | 1969 — Property Taxes Collected       |              | <b>STATE EQUALIZED TAX RATE</b>            |                  |
| Governing Body & Public Boards         |                   | 1969 Payments in Lieu of Taxes        | 104,832.23   | Local District School Taxes                | 1.18 44,781.00   |
| Municipal Clerk                        |                   | Delinquent Tax & Lien Collections     | 6,621.69     | Regional & Consolidated School Tax         | .87 32,888.52    |
| Financial Administration               |                   | Business Personalty Replacement Taxes | 2,907.00     | School Taxes in Municipal Budget           |                  |
| Assessment of Taxes                    | 950.00            | Taxes from Public Utilities           | 9,307.33     | County Taxes                               | .45 16,947.95    |
| Collection of Taxes                    | 1,350.00          | Other Miscellaneous Tax Revenues      |              | County Library Taxes                       | .02 641.71       |
| Planning, Housing & Development        | 700.00            | State Aid Revenues                    | 4,954.77     | Local Municipal Purpose Taxes              | .53 20,103.56    |
| Human Resources                        |                   | Federal Aid Revenues                  |              | Veteran & Senior Citizen Taxes             | .10 3,700.00     |
| Elections                              |                   | Sale of Acquired Property             |              | Total Taxes for Rate Computation           | 3.15 119,062.74  |
| General Administration (other)         | 8,550.00          | Other Miscellaneous Revenues          | 6,002.43     | Special District Taxes                     |                  |
| <b>JUDICIARY</b>                       |                   | 1969 Revenues                         | 134,625.45   | Bank Stock Taxes                           | 928.52           |
| Municipal Courts                       | 905.00            | Prior Years Surplus Appropriated      |              | Added and Omitted Taxes                    | 943.51           |
| <b>PUBLIC SAFETY</b>                   |                   | <b>REVENUES</b>                       | <b>TOTAL</b> | Total Taxes Levied - ABSTRACT              | 117,234.77       |
| Fire Protection                        | 2,800.00          |                                       | 134,625.45   | <b>TOTAL TAXES BILLED</b>                  | 117,215.07       |
| Police Protection                      | 2,970.00          |                                       |              | 1969 TAXES COLLECTED                       | 104,832.23       |
| Civil Defense & Disaster Control       | 100.00            |                                       |              | 1969 Taxes Cancelled, Abated or Adjusted   | 3,642.33         |
| Environmental Inspection & Control     |                   |                                       |              | Transfer to Tax Title Liens or Foreclosed  |                  |
| Other Public Safety                    |                   |                                       |              | Balance Outstanding Dec. 31, 1969          | 8,740.51         |
| <b>PUBLIC WORKS</b>                    |                   |                                       |              | <b>PRIOR YEARS TAXES OUTSTANDING</b>       |                  |
| Streets and Drainage                   | 9,500.00          |                                       |              | Balance January 1, 1969                    | 7,805.69         |
| Sewers and Sewage Processing           |                   |                                       |              | Collected in 1969                          | 6,621.69         |
| Garbage and Trash Disposal             | 3,500.00          |                                       |              | Cancelled, Abated or Adjusted (1969)       | 210.72           |
| Public Buildings and Grounds           | 2,350.00          |                                       |              | Transfers to Tax Title Liens or Foreclosed |                  |
| Other Public Works                     |                   |                                       |              | Balance December 31, 1969                  | 973.28           |
| <b>HEALTH and WELFARE</b>              |                   |                                       |              | <b>TAX TITLE LIENS OUTSTANDING</b>         |                  |
| Health Services Except Environmental   | 700.00            |                                       |              | Balance January 1, 1969                    |                  |
| Welfare-Public Assistance              | 125.00            |                                       |              | Transfers From Taxes                       |                  |
| Hospitals, Clinics, First Aid          |                   |                                       |              | Redeemed in 1969                           |                  |
| Animal, Insect, & Rodent Control       |                   |                                       |              | Cancelled, Abated or Adjusted (1969)       |                  |
| Other Welfare Services                 |                   |                                       |              | Transfers to Foreclosed Property           |                  |
| <b>RECREATION and CONSERVATION</b>     |                   |                                       |              | Balance December 31, 1969                  |                  |
| Beaches and Boardwalks                 |                   |                                       |              | <b>PROPERTY ACQUIRED BY DEED OR</b>        |                  |
| Parks, Playgrounds, Shade Trees        | 500.00            |                                       |              | <b>FORECLOSURE</b>                         |                  |
| Land Reclamation & Conservation        |                   |                                       |              | Balance January 1, 1969                    |                  |
| Other Recreational Services            |                   |                                       |              | Transfers From Taxes or Liens              |                  |
| <b>EDUCATION (excluding schools)</b>   |                   |                                       |              | Sale for Cash (1969)                       |                  |
| Libraries                              |                   |                                       |              | Cancelled, Abated or Adjusted (1969)       |                  |
| Other Educational Services             |                   |                                       |              | Balance December 31, 1969                  |                  |
| <b>STATUTORY EXPENDITURES</b>          |                   |                                       |              | <b>CURRENT FINANCES DECEMBER 31, 1969</b>  |                  |
| Pensions & F.I.C.A.                    | 900.00            |                                       |              | <b>ASSETS</b>                              |                  |
| Employee Fringe Benefits               |                   |                                       |              | Cash Dec. 31, 1969                         | 64,455.81        |
| Other Statutory Expenditures           |                   |                                       |              | Taxes Receivable                           | 9,713.79         |
| <b>MUNICIPAL FUNCTIONS</b>             |                   |                                       |              | Tax Title Liens                            |                  |
| <b>CAPITAL IMPROVEMENTS</b>            |                   |                                       |              | Foreclosed Property                        |                  |
| <b>DEBT SERVICE</b>                    |                   |                                       |              | Emergencies & Other Deferred Charges       | 1,500.00         |
| Principal Payments                     |                   |                                       |              | State Aid Receivable                       | 1,883.00         |
| Interest Payments                      |                   |                                       |              | Other Receivables                          |                  |
| <b>DEFERRED CHARGES</b>                |                   |                                       |              | Total                                      | 77,552.60        |
| SCHOOL, COUNTY, SPECIAL DISTRICT TAXES | 411.01            |                                       |              | <b>LIABILITIES</b>                         |                  |
| RESERVE FOR UNCOLLECTED TAXES          | 95,259.18         |                                       |              | Cash Liabilities                           | 43,982.81        |
|  | 12,243.85         |                                       |              | Reserves for Receivables                   | 9,713.79         |
| <b>EXPENDITURES</b>                    |                   |                                       |              | Surplus Dec. 31, 1969                      | 23,856.00        |
| <b>TOTAL</b>                           | <b>144,814.04</b> |                                       |              | Total                                      | <b>77,552.60</b> |

0708  
Population 1960 8,322  
Population 1969 8,810  
Moody Rating  
Land Area 1.30 Sq. Miles

GLEN RIDGE BORO - ESSEX COUNTY  
Net Valuation Taxable 55,754,700  
State Equalized Value 70,593,441  
Net Valuation on Which County Taxes  
are apportioned: 67,805,374  
State Equalization Ratio .7898

General Tax Rate Per \$100. 6.46  
State Equalized  
General Tax Rate: 5.10

PER CAPITA:  
Gross Debt 395.12  
Net Debt 91.32  
Debt Service .75  
Total Tax Levy 404.95  
Municipal Expenditures 137.32

PER CENT:  
Gross Debt 5.20  
Net Debt 1.20  
Tax Levy Collected 98.90  
Tax Levy Cancelled, Abated  
or Adjusted .02

| 1969 EXPENDITURES                      |              | 1969 REVENUES                                     |              | 1969 PROPERTY TAX                          |                   |
|--|--------------|---|--------------|--|-------------------|
| GENERAL GOVERNMENT                     |              | 1969 — Property Taxes Collected                   |              | STATE EQUALIZED TAX RATE                   |                   |
| Governing Body & Public Boards         |              |   | 3,529,415.87 | Local District School Taxes                | 2.71 1,913,988.27 |
| Municipal Clerk                        |              | 1969 Payments in Lieu of Taxes                    |              | Regional & Consolidated School Tax         |                   |
| Financial Administration               | 22,942.50    | Delinquent Tax & Lien Collections                 | 37,975.55    | School Taxes in Municipal Budget           |                   |
| Assessment of Taxes                    | 30,614.00    | Business Personalty Replacement Taxes             | 20,743.00    | County Taxes                               | 1.07 758,820.55   |
| Collection of Taxes                    | 13,361.00    | Taxes from Public Utilities                       | 51,027.61    | County Library Taxes                       |                   |
| Planning, Housing & Development        | 2,205.00     | Other Miscellaneous Tax Revenues                  | 1,151.00     | Local Municipal Purpose Taxes              | 1.25 884,596.18   |
| Human Resources                        |              | State Aid Revenues                                | 38,865.43    | Veteran & Senior Citizen Taxes             | .06 43,290.00     |
| Elections                              | 1,080.00     | Federal Aid Revenues                              |              | Total Taxes for Rate Computation           | 5.09 3,600,695.00 |
| General Administration (other)         | 41,981.50    | Sale of Acquired Property                         |              | Special District Taxes                     |                   |
| JUDICIARY                              |              | Other Miscellaneous Revenues                      | 118,520.85   | Bank Stock Taxes                           | 4,211.77          |
| Municipal Courts                       | 7,206.00     | 1969 Revenues                                     | 3,797,699.31 | Added and Omitted Taxes                    | 5,994.88          |
| PUBLIC SAFETY                          |              | Prior Years Surplus Appropriated                  | 44,000.00    | Total Taxes Levied - ABSTRACT              | 3,567,611.65      |
| Fire Protection                        | 108,331.00   | REVENUES  | 3,841,699.31 | TOTAL TAXES BILLED                         | 3,568,670.27      |
| Police Protection                      | 269,767.00   |   |              | 1969 TAXES COLLECTED                       | 3,529,415.87      |
| Civil Defense & Disaster Control       | 400.00       |   |              | 1969 Taxes Cancelled, Abated or Adjusted   | 845.48            |
| Environmental Inspection & Control     | 8,515.00     |   |              | Transfer to Tax Title Liens or Foreclosed  | 1,647.30          |
| Other Public Safety                    |              |   |              | Balance Outstanding Dec. 31, 1969          | 36,761.62         |
| PUBLIC WORKS                           |              | 1969 REAL PROPERTY VALUATIONS                     |              | PRIOR YEARS TAXES OUTSTANDING              |                   |
| Streets and Drainage                   | 124,247.00   | Code Class # of Parcels %VAL'N ASSESSED VALUATION |              | Balance January 1, 1969                    | 38,395.43         |
| Sewers and Sewage Processing           | 23,405.00    | 1 Vacant Land 38 .38 207,700.00                   |              | Collected in 1969                          | 37,408.95         |
| Garbage and Trash Disposal             | 83,510.00    | 2 Residential 2180 91.79 50,661,000.00            |              | Cancelled, Abated or Adjusted (1969)       | 293.15            |
| Public Buildings and Grounds           | 18,315.00    | 3 Farm  |              | Transfers to Tax Title Liens or Foreclosed |                   |
| Other Public Works                     |              | 4a Commercial 12 5.14 2,836,200.00                |              | Balance December 31, 1969                  | 693.33            |
| HEALTH and WELFARE                     |              | 4b Industrial 1 .20 110,700.00                    |              | TAX TITLE LIENS OUTSTANDING                |                   |
| Health Services Except Environmental   | 16,947.00    | 4c Apartments 1 2.49 1,375,000.00                 |              | Balance January 1, 1969                    | 6,039.54          |
| Welfare-Public Assistance              | 3,387.00     | Total 2232 100.00 55,190,600.00                   |              | Transfers From Taxes                       | 1,647.30          |
| Hospitals, Clinics, First Aid          |              |   |              | Redeemed in 1969                           | 566.60            |
| Animal, Insect, & Rodent Control       | 1,840.00     |   |              | Cancelled, Abated or Adjusted (1969)       |                   |
| Other Welfare Services                 |              |   |              | Transfers to Foreclosed Property           |                   |
| RECREATION and CONSERVATION            |              |   |              | Balance December 31, 1969                  | 7,120.24          |
| Beaches and Boardwalks                 |              |   |              | PROPERTY ACQUIRED BY DEED OR               |                   |
| Parks, Playgrounds, Shade Trees        | 30,328.00    |   |              | FORECLOSURE                                |                   |
| Land Reclamation & Conservation        | 22,380.00    |   |              | Balance January 1, 1969                    | 410.00            |
| Other Recreational Services            |              |   |              | Transfers From Taxes or Liens              |                   |
| EDUCATION (excluding schools)          |              |   |              | Sale for Cash (1969)                       |                   |
| Libraries                              | 60,000.00    |   |              | Cancelled, Abated or Adjusted (1969)       |                   |
| Other Educational Services             |              |   |              | Balance December 31, 1969                  | 410.00            |
| STATUTORY EXPENDITURES                 |              |   |              | CURRENT FINANCES DECEMBER 31, 1969         |                   |
| Pensions & F.I.C.A.                    | 105,845.00   |   |              | ASSETS                                     |                   |
| Employee Fringe Benefits               | 31,900.00    |   |              | Cash Dec. 31, 1969                         | 1,084,529.07      |
| Other Statutory Expenditures           |              |   |              | Taxes Receivable                           | 37,454.95         |
| MUNICIPAL FUNCTIONS                    |              |   |              | Tax Title Liens                            | 7,120.24          |
| CAPITAL IMPROVEMENTS                   | 50,913.00    |   |              | Foreclosed Property                        | 410.00            |
| DEBT SERVICE                           |              |   |              | Emergencies & Other Deferred Charges       | 25,000.00         |
| Principal Payments                     | 6,000.00     |   |              | State Aid Receivable                       |                   |
| Interest Payments                      | 610.00       |   |              | Other Receivables                          | 2,566.95          |
| DEFERRED CHARGES                       | 7,200.00     |   |              | Total                                      | 1,157,081.21      |
| SCHOOL, COUNTY, SPECIAL DISTRICT TAXES | 2,672,808.82 |   |              | LIABILITIES                                |                   |
| RESERVE FOR UNCOLLECTED TAXES          | 116,587.95   |   |              | Cash Liabilities                           | 987,347.55        |
| EXPENDITURES                           |              |   |              | Reserves for Receivables                   | 47,552.14         |
| TOTAL                                  | 3,882,626.77 |   |              | Surplus Dec. 31, 1969                      | 122,181.52        |
|  |              |   |              | Total                                      | 1,157,081.21      |

0222  
Population 1960 12,896  
Population 1969 13,520  
  
Moody Rating A  
Land Area 2.80 Sq. Miles

GLEN ROCK BORO - BERGEN COUNTY  
Net Valuation Taxable 109,577,579  
State Equalized Value 123,956,537  
Net Valuation on Which County Taxes are apportioned: 117,241,652  
State Equalization Ratio .8840  
General Tax Rate Per \$100. 4.08  
State Equalized General Tax Rate: 3.60

PER CAPITA:  
Gross Debt 280.12  
Net Debt 87.07  
Debt Service 5.54  
Total Tax Levy 326.34  
Municipal Expenditures 109.25

PER CENT:  
Gross Debt 3.31  
Net Debt 1.03  
Tax Levy Collected 98.77  
Tax Levy Cancelled, Abated or Adjusted .06

| 1969 EXPENDITURES                      |                           | 1969 REVENUES                         |                           | 1969 PROPERTY TAX                          |                   |
|--|---------------------------|---------------------------------------|---------------------------|--|-------------------|
| <b>GENERAL GOVERNMENT</b>              |                           | 1969 — Property Taxes Collected       |                           | <b>STATE EQUALIZED TAX RATE</b>            |                   |
| Governing Body & Public Boards         |                           | 1969 Payments in Lieu of Taxes        | 4,364,770.86              | Local District School Taxes                | 2.63 3,253,872.00 |
| Municipal Clerk                        |                           | Delinquent Tax & Lien Collections     | 56,246.67                 | Regional & Consolidated School Tax         |                   |
| Financial Administration               | 21,451.00                 | Business Personalty Replacement Taxes | 59,602.00                 | School Taxes in Municipal Budget           |                   |
| Assessment of Taxes                    | 13,824.60                 | Taxes from Public Utilities           | 179,036.16                | County Taxes                               | .39 481,758.77    |
| Collection of Taxes                    | 14,250.00                 | Other Miscellaneous Tax Revenues      |                           | County Library Taxes                       |                   |
| Planning, Housing & Development        | 5,090.00                  | State Aid Revenues                    | 65,754.66                 | Local Municipal Purpose Taxes              | .52 643,780.78    |
| Human Resources                        | 3,000.00                  | Federal Aid Revenues                  |                           | Veteran & Senior Citizen Taxes             | .07 85,100.00     |
| Elections                              | 1,100.00                  | Sale of Acquired Property             | 15,000.00                 | Total Taxes for Rate Computation           | 3.61 4,464,511.55 |
| General Administration (other)         | 90,186.00                 | Other Miscellaneous Revenues          | 132,759.31                | Special District Taxes                     |                   |
| <b>JUDICIARY</b>                       |                           | 1969 Revenues                         | 4,873,169.66              | Bank Stock Taxes                           | 5,216.13          |
| Municipal Courts                       | 6,655.00                  | Prior Years Surplus Appropriated      | 400,000.00                | Added and Omitted Taxes                    | 27,496.78         |
| <b>PUBLIC SAFETY</b>                   |                           | <b>REVENUES</b>                       | <b>TOTAL</b> 5,273,169.66 | Total Taxes Levied - ABSTRACT              | 4,412,124.46      |
| Fire Protection                        | 31,580.00                 |                                       |                           | <b>TOTAL TAXES BILLED</b>                  | 4,419,208.13      |
| Police Protection                      | 306,024.00                |                                       |                           | 1969 TAXES COLLECTED                       | 4,364,770.86      |
| Civil Defense & Disaster Control       | 1,600.00                  |                                       |                           | 1969 Taxes Cancelled, Abated or Adjusted   | 2,735.53          |
| Environmental Inspection & Control     | 8,851.00                  |                                       |                           | Transfer to Tax Title Liens or Foreclosed  | 81.60             |
| Other Public Safety                    |                           |                                       |                           | Balance Outstanding Dec. 31, 1969          | 51,620.14         |
| <b>PUBLIC WORKS</b>                    |                           |                                       |                           | <b>PRIOR YEARS TAXES OUTSTANDING</b>       |                   |
| Streets and Drainage                   | 208,894.76                |                                       |                           | Balance January 1, 1969                    | 59,514.62         |
| Sewers and Sewage Processing           | 47,556.65                 |                                       |                           | Collected in 1969                          | 56,246.67         |
| Garbage and Trash Disposal             |                           |                                       |                           | Cancelled, Abated or Adjusted (1969)       | 3,267.95          |
| Public Buildings and Grounds           | 21,149.00                 |                                       |                           | Transfers to Tax Title Liens or Foreclosed |                   |
| Other Public Works                     |                           |                                       |                           | Balance December 31, 1969                  |                   |
| <b>HEALTH and WELFARE</b>              |                           |                                       |                           | <b>TAX TITLE LIENS OUTSTANDING</b>         |                   |
| Health Services Except Environmental   | 9,675.00                  |                                       |                           | Balance January 1, 1969                    | 185.94            |
| Welfare-Public Assistance              | 1,180.00                  |                                       |                           | Transfers From Taxes                       | 81.60             |
| Hospitals, Clinics, First Aid          |                           |                                       |                           | Redeemed in 1969                           |                   |
| Animal, Insect, & Rodent Control       | 500.00                    |                                       |                           | Cancelled, Abated or Adjusted (1969)       |                   |
| Other Welfare Services                 |                           |                                       |                           | Transfers to Foreclosed Property           |                   |
| <b>RECREATION and CONSERVATION</b>     |                           |                                       |                           | Balance December 31, 1969                  | 267.54            |
| Beaches and Boardwalks                 |                           |                                       |                           | <b>PROPERTY ACQUIRED BY DEED OR</b>        |                   |
| Parks, Playgrounds, Shade Trees        | 39,620.18                 |                                       |                           | <b>FORECLOSURE</b>                         |                   |
| Land Reclamation & Conservation        |                           |                                       |                           | Balance January 1, 1969                    | 250,800.00        |
| Other Recreational Services            | 47,888.65                 |                                       |                           | Transfers From Taxes or Liens              |                   |
| <b>EDUCATION (excluding schools)</b>   |                           |                                       |                           | Sale for Cash (1969)                       | 15,000.00         |
| Libraries                              | 96,220.00                 |                                       |                           | Cancelled, Abated or Adjusted (1969)       | 19,900.00         |
| Other Educational Services             | 300.00                    |                                       |                           | Balance December 31, 1969                  | 215,900.00        |
| <b>STATUTORY EXPENDITURES</b>          |                           |                                       |                           | <b>CURRENT FINANCES DECEMBER 31, 1969</b>  |                   |
| Pensions & F.I.C.A.                    | 87,186.00                 |                                       |                           | <b>ASSETS</b>                              |                   |
| Employee Fringe Benefits               | 15,524.00                 |                                       |                           | Cash Dec. 31, 1969                         | 902,044.22        |
| Other Statutory Expenditures           |                           |                                       |                           | Taxes Receivable                           | 51,620.14         |
| <b>MUNICIPAL FUNCTIONS</b>             |                           |                                       |                           | Tax Title Liens                            | 267.54            |
| <b>CAPITAL IMPROVEMENTS</b>            |                           |                                       |                           | Foreclosed Property                        | 215,900.00        |
| <b>DEBT SERVICE</b>                    |                           |                                       |                           | Emergencies & Other Deferred Charges       | 27,558.00         |
| Principal Payments                     | 53,000.00                 |                                       |                           | State Aid Receivable                       | 7,500.00          |
| Interest Payments                      | 21,893.60                 |                                       |                           | Other Receivables                          | 4,577.56          |
| <b>DEFERRED CHARGES</b>                |                           |                                       |                           | Total                                      | 1,209,467.46      |
| SCHOOL, COUNTY, SPECIAL DISTRICT TAXES | 3,735,630.77              |                                       |                           | <b>LIABILITIES</b>                         |                   |
| RESERVE FOR UNCOLLECTED TAXES          | 262,372.13                |                                       |                           | Cash Liabilities                           | 181,429.45        |
| <b>EXPENDITURES</b>                    | <b>TOTAL</b> 5,212,702.34 |                                       |                           | Reserves for Receivables                   | 272,365.24        |
|  |                           |                                       |                           | Surplus Dec. 31, 1969                      | 755,672.77        |
|  |                           |                                       |                           | Total                                      | 1,209,467.46      |

0414  
Population 1960 15,511  
Population 1969 16,700  
Moody Rating  
Land Area 2.40 Sq. Miles

GLOUCESTER CITY - CAMDEN COUNTY  
Net Valuation Taxable 26,442,056  
State Equalized Value 56,068,821 General Tax Rate Per \$100. 7.74  
Net Valuation on Which County Taxes are apportioned: 63,685,586 State Equalized General Tax Rate: 3.65  
State Equalization Ratio .4716

PER CAPITA:  
Gross Debt 109.85  
Net Debt 15.66  
Debt Service  
Total Tax Levy 118.67  
Municipal Expenditures 78.51

PER CENT:  
Gross Debt 3.52  
Net Debt .50  
Tax Levy Collected 93.28  
Tax Levy Cancelled, Abated or Adjusted .11

| 1969 EXPENDITURES                      |              | 1969 REVENUES                              |  | 1969 PROPERTY TAX                          |  |
|--|--------------|--|--|--|--|
| GENERAL GOVERNMENT                     |              | 1969 — Property Taxes Collected            |  | STATE EQUALIZED TAX RATE                   |  |
| Governing Body & Public Boards         |              | 1,847,753.06                               |  | 1.64                                       |  |
| Municipal Clerk                        |              | 1969 Payments in Lieu of Taxes             |  | Local District School Taxes                |  |
| Financial Administration               | 46,402.00    | 75,887.26                                  |  | 921,126.00                                 |  |
| Assessment of Taxes                    | 5,675.02     | 305,417.00                                 |  | Regional & Consolidated School Tax         |  |
| Collection of Taxes                    | 12,233.00    | 243,207.82                                 |  | School Taxes in Municipal Budget           |  |
| Planning, Housing & Development        | 4,260.00     | 68,558.59                                  |  | County Taxes                               |  |
| Human Resources                        |              | 8,709.00                                   |  | County Library Taxes                       |  |
| Elections                              | 2,580.00     | 115,533.39                                 |  | Local Municipal Purpose Taxes              |  |
| General Administration (other)         | 38,209.00    | 2,665,066.12                               |  | Veteran & Senior Citizen Taxes             |  |
| JUDICIARY                              |              | 134,000.00                                 |  | Total Taxes for Rate Computation           |  |
| Municipal Courts                       | 15,652.00    | 2,799,066.12                               |  | 3.64                                       |  |
| PUBLIC SAFETY                          |              | Total                                      |  | Special District Taxes                     |  |
| Fire Protection                        | 143,769.00   | REVENUES                                   |  | Bank Stock Taxes                           |  |
| Police Protection                      | 284,191.00   | 1969 REAL PROPERTY VALUATIONS              |  | Added and Omitted Taxes                    |  |
| Civil Defense & Disaster Control       | 2,000.00     | Code Class # of Parcels %VAL'N             |  | Total Taxes Levied - ABSTRACT              |  |
| Environmental Inspection & Control     | 13,105.00    | ASSESSED VALUATION                         |  | 1,981,738.63                               |  |
| Other Public Safety                    |              | 1,030,400.00                               |  | TOTAL TAXES BILLED                         |  |
| PUBLIC WORKS                           |              | 13,825,850.00                              |  | 1,980,834.76                               |  |
| Streets and Drainage                   | 219,519.00   | 1,030,400.00                               |  | 1,847,753.06                               |  |
| Sewers and Sewage Processing           |              | 4,365,272.00                               |  | 2,233.15                                   |  |
| Garbage and Trash Disposal             | 7,500.00     | 4,589,300.00                               |  | 10,408.08                                  |  |
| Public Buildings and Grounds           | 28,399.00    | 1,327,050.00                               |  | 120,440.47                                 |  |
| Other Public Works                     |              | 25,137,872.00                              |  | PRIOR YEARS TAXES OUTSTANDING              |  |
| HEALTH and WELFARE                     |              | CAPITAL DEBT AUTHORIZED, DECEMBER 31, 1969 |  | Balance January 1, 1969                    |  |
| Health Services Except Environmental   | 27,635.00    | ISSUED AND UNISSUED                        |  | 92,860.37                                  |  |
| Welfare-Public Assistance              | 14,150.00    | GROSS DEBT                                 |  | 72,342.86                                  |  |
| Hospitals, Clinics, First Aid          | 7,500.00     | NET DEBT                                   |  | Collected in 1969                          |  |
| Animal, Insect, & Rodent Control       |              | 1,253,000                                  |  | Cancelled, Abated or Adjusted (1969)       |  |
| Other Welfare Services                 |              | 320,000                                    |  | Transfers to Tax Title Liens or Foreclosed |  |
| RECREATION and CONSERVATION            |              | 261,500                                    |  | Balance December 31, 1969                  |  |
| Beaches and Boardwalks                 | 28,500.00    | 1,834,500                                  |  | 2,877.28                                   |  |
| Parks, Playgrounds, Shade Trees        |              | ISSUED AND OUTSTANDING                     |  | 17,640.23                                  |  |
| Land Reclamation & Conservation        | 11,000.00    | School                                     |  | TAX TITLE LIENS OUTSTANDING                |  |
| Other Recreational Services            |              | Self-Liquidating                           |  | Balance January 1, 1969                    |  |
| EDUCATION (excluding schools)          |              | Other                                      |  | 35,564.01                                  |  |
| Libraries                              | 31,647.00    | Total                                      |  | 13,686.69                                  |  |
| Other Educational Services             |              | 1,253,000.00                               |  | 3,544.40                                   |  |
| STATUTORY EXPENDITURES                 |              | EQUALIZED VALUATION BASIS                  |  | Cancelled, Abated or Adjusted (1969)       |  |
| Pensions & F.I.C.A.                    | 94,745.99    | FOR NET DEBT COMPUTATION                   |  | Transfers to Foreclosed Property           |  |
| Employee Fringe Benefits               | 39,000.00    | 1969 CAPITAL OUTLAY                        |  | Balance December 31, 1969                  |  |
| Other Statutory Expenditures           |              | TOTAL                                      |  | 45,706.30                                  |  |
| MUNICIPAL FUNCTIONS                    |              | Beaches and Boardwalks                     |  | PROPERTY ACQUIRED BY DEED OR               |  |
| CAPITAL IMPROVEMENTS                   | 79,616.00    | Parks and Playgrounds                      |  | FORECLOSURE                                |  |
| DEBT SERVICE                           |              | Public Buildings and Grounds               |  | Balance January 1, 1969                    |  |
| Principal Payments                     |              | Vehicular Equipment                        |  | 48,277.00                                  |  |
| Interest Payments                      |              | Streets, Roads, Sidewalks, Storm Sewers    |  | Transfers From Taxes or Liens              |  |
| DEFERRED CHARGES                       | 137.83       | Sewer System                               |  | Sale for Cash (1969)                       |  |
| SCHOOL, COUNTY, SPECIAL DISTRICT TAXES | 1,531,985.22 | Water Service                              |  | Cancelled, Abated or Adjusted (1969)       |  |
| RESERVE FOR UNCOLLECTED TAXES          | 153,608.00   | Other Utilities                            |  | Balance December 31, 1969                  |  |
| EXPENDITURES                           |              | Hospitals and Clinics                      |  | 8,709.00                                   |  |
|  |              | Garbage and Trash Disposal Facilities      |  | 6,418.00                                   |  |
|  |              | Health Equipment                           |  | 33,150.00                                  |  |
|  |              | Library and Education Facilities           |  | Emergencies & Other Deferred Charges       |  |
|  |              | Conservation and Recreation                |  | 1,796.61                                   |  |
|  |              | Other Expenditures                         |  | State Aid Receivable                       |  |
|  |              |  |  | 17,006.53                                  |  |
|  |              |  |  | Other Receivables                          |  |
|  |              |  |  | 6,738.01                                   |  |
|  |              |  |  | Total                                      |  |
|  |              |  |  | 547,969.75                                 |  |
|  |              |  |  | LIABILITIES                                |  |
|  |              |  |  | Cash Liabilities                           |  |
|  |              |  |  | 105,357.92                                 |  |
|  |              |  |  | Reserves for Receivables                   |  |
|  |              |  |  | 223,675.01                                 |  |
|  |              |  |  | Surplus Dec. 31, 1969                      |  |
|  |              |  |  | 218,936.82                                 |  |
|  |              |  |  | Total                                      |  |
|  |              |  |  | 547,969.75                                 |  |

0415  
Population 1960 17,591  
Population 1969 26,570  
  
Moody Rating  
Land Area 23.48 Sq. Miles

GLOUCESTER TWP - CAMDEN COUNTY  
Net Valuation Taxable 44,776,766  
State Equalized Value 102,628,388  
Net Valuation on Which County Taxes are apportioned: 102,321,871  
State Equalization Ratio .4363  
  
General Tax Rate Per \$100. 9.12  
State Equalized General Tax Rate: 3.97

PER CAPITA:  
Gross Debt 317.34  
Net Debt 88.39  
Debt Service .70  
Total Tax Levy 158.53  
Municipal Expenditures 48.84

PER CENT:  
Gross Debt 9.00  
Net Debt 2.51  
Tax Levy Collected 95.14  
Tax Levy Cancelled, Abated or Adjusted .03

| 1969 EXPENDITURES                                   |  | 1969 REVENUES                                    |  | 1969 PROPERTY TAX                          |              |
|---|--|--|--|--|--------------|
| <b>GENERAL GOVERNMENT</b>                           |  | 1969 — Property Taxes Collected 4,012,442.73     |  | <b>STATE EQUALIZED TAX RATE</b>            |              |
| Governing Body & Public Boards                      |  | 1969 Payments in Lieu of Taxes                   |  | Local District School Taxes 1.62           | 1,662,288.79 |
| Municipal Clerk                                     |  | Delinquent Tax & Lien Collections 186,506.01     |  | Regional & Consolidated School Tax .88     | 901,080.74   |
| Financial Administration 36,852.72                  |  | Business Personality Replacement Taxes 77,964.00 |  | School Taxes in Municipal Budget           |              |
| Assessment of Taxes 10,500.00                       |  | Taxes from Public Utilities 328,285.49           |  | County Taxes .94                           | 960,532.69   |
| Collection of Taxes 35,660.59                       |  | Other Miscellaneous Tax Revenues                 |  | County Library Taxes .02                   | 21,159.11    |
| Planning, Housing & Development 9,289.00            |  | State Aid Revenues 81,636.16                     |  | Local Municipal Purpose Taxes .39          | 405,205.16   |
| Human Resources                                     |  | Federal Aid Revenues                             |  | Veteran & Senior Citizen Taxes .13         | 137,830.00   |
| Elections   |  | Sale of Acquired Property 10,600.00              |  | Total Taxes for Rate Computation 3.98      | 4,088,096.49 |
| General Administration (other) 74,171.17            |  | Other Miscellaneous Revenues 145,384.05          |  | Special District Taxes                     | 121,875.92   |
| <b>JUDICIARY</b>                                    |  | 1969 Revenues Total 4,842,818.44                 |  | Bank Stock Taxes                           | 3,794.84     |
| Municipal Courts 21,185.99                          |  | Prior Years Surplus Appropriated 297,100.00      |  | Added and Omitted Taxes                    | 136,115.45   |
| <b>PUBLIC SAFETY</b>                                |  | <b>REVENUES TOTAL 5,139,918.44</b>               |  | Total Taxes Levied - ABSTRACT              | 4,212,052.70 |
| Fire Protection 11,725.00                           |  |  |  | <b>TOTAL TAXES BILLED</b>                  | 4,217,536.99 |
| Police Protection 275,161.30                        |  |  |  | 1969 TAXES COLLECTED                       | 4,012,442.73 |
| Civil Defense & Disaster Control 1,700.00           |  |  |  | 1969 Taxes Cancelled, Abated or Adjusted   | 1,171.71     |
| Environmental Inspection & Control 11,144.60        |  |  |  | Transfer to Tax Title Liens or Foreclosed  | 14,111.17    |
| Other Public Safety                                 |  |  |  | Balance Outstanding Dec. 31, 1969          | 189,811.38   |
| <b>PUBLIC WORKS</b>                                 |  |  |  | <b>PRIOR YEARS TAXES OUTSTANDING</b>       |              |
| Streets and Drainage 173,171.40                     |  |  |  | Balance January 1, 1969                    | 182,436.15   |
| Sewers and Sewage Processing                        |  |  |  | Collected in 1969                          | 168,749.20   |
| Garbage and Trash Disposal 107,197.43               |  |  |  | Cancelled, Abated or Adjusted (1969)       | 212.86       |
| Public Buildings and Grounds 12,671.60              |  |  |  | Transfers to Tax Title Liens or Foreclosed | 2,976.38     |
| Other Public Works                                  |  |  |  | Balance December 31, 1969                  | 10,497.71    |
| <b>HEALTH and WELFARE</b>                           |  |  |  | <b>TAX TITLE LIENS OUTSTANDING</b>         |              |
| Health Services Except Environmental 14,959.15      |  |  |  | Balance January 1, 1969                    | 46,106.22    |
| Welfare-Public Assistance 1,400.00                  |  |  |  | Transfers From Taxes                       | 17,463.88    |
| Hospitals, Clinics, First Aid                       |  |  |  | Redeemed in 1969                           | 17,756.81    |
| Animal, Insect, & Rodent Control 5,469.90           |  |  |  | Cancelled, Abated or Adjusted (1969)       |              |
| Other Welfare Services                              |  |  |  | Transfers to Foreclosed Property:          |              |
| <b>RECREATION and CONSERVATION</b>                  |  |  |  | Balance December 31, 1969                  | 45,813.29    |
| Beaches and Boardwalks                              |  |  |  | <b>PROPERTY ACQUIRED BY DEED OR</b>        |              |
| Parks, Playgrounds, Shade Trees 16,476.80           |  |  |  | <b>FORECLOSURE</b>                         |              |
| Land Reclamation & Conservation                     |  |  |  | Balance January 1, 1969                    | 24,326.06    |
| Other Recreational Services 800.00                  |  |  |  | Transfers From Taxes or Liens              |              |
| <b>EDUCATION (excluding schools)</b>                |  |  |  | Sale for Cash (1969)                       | 10,600.00    |
| Libraries 1,000.00                                  |  |  |  | Cancelled, Abated or Adjusted (1969)       |              |
| Other Educational Services                          |  |  |  | Balance December 31, 1969                  | 13,726.06    |
| <b>STATUTORY EXPENDITURES</b>                       |  |  |  | <b>CURRENT FINANCES DECEMBER 31, 1969</b>  |              |
| Pensions & F.I.C.A. 59,800.00                       |  |  |  | <b>ASSETS</b>                              |              |
| Employee Fringe Benefits 12,500.00                  |  |  |  | Cash Dec. 31, 1969                         | 718,076.91   |
| Other Statutory Expenditures                        |  |  |  | Taxes Receivable                           | 200,309.09   |
| <b>MUNICIPAL FUNCTIONS</b>                          |  |  |  | Tax Title Liens                            | 45,813.29    |
| <b>CAPITAL IMPROVEMENTS</b>                         |  |  |  | Foreclosed Property                        | 13,726.06    |
| DEBT SERVICE  |  |  |  | Emergencies & Other Deferred Charges       | 2,495.00     |
| Principal Payments 15,000.00                        |  |  |  | State Aid Receivable                       | 47,338.00    |
| Interest Payments 3,652.00                          |  |  |  | Other Receivables                          | 53,654.00    |
| <b>DEFERRED CHARGES</b>                             |  |  |  | Total                                      | 1,081,412.35 |
| SCHOOL, COUNTY, SPECIAL DISTRICT TAXES 3,666,937.25 |  |  |  | <b>LIABILITIES</b>                         |              |
| RESERVE FOR UNCOLLECTED TAXES 289,828.25            |  |  |  | Cash Liabilities                           | 141,021.07   |
| <b>EXPENDITURES TOTAL 4,964,532.25</b>              |  |  |  | Reserves for Receivables                   | 313,502.44   |
|   |  |  |  | Surplus Dec. 31, 1969                      | 626,888.84   |
|   |  |  |  | Total                                      | 1,081,412.35 |

1908  
Population 1960 854  
Population 1969 1,370  
Moody Rating  
Land Area 16.50 Sq. Miles

GREEN TWP - SUSSEX COUNTY  
Net Valuation Taxable 8,276,815  
State Equalized Value 10,500,907 General Tax Rate Per \$100. 4.26  
Net Valuation on Which County Taxes  
are apportioned: 10,876,218 State Equalized  
State Equalization Ratio .7882 General Tax Rate: 3.35

PER CAPITA:  
Gross Debt 98.54  
Net Debt  
Debt Service  
Total Tax Levy 256.57  
Municipal Expenditures 79.30

PER CENT:  
Gross Debt 1.29  
Net Debt  
Tax Levy Collected 91.82  
Tax Levy Cancelled, Abated  
or Adjusted .03

| 1969 EXPENDITURES                      |            | 1969 REVENUES                              |                    | 1969 PROPERTY TAX                          |            |
|--|------------|--|--------------------|--|------------|
| GENERAL GOVERNMENT                     |            | 1969 — Property Taxes Collected 322,758.90 |                    | STATE EQUALIZED TAX RATE 2.21              |            |
| Governing Body & Public Boards         |            | 1969 Payments in Lieu of Taxes             | 30,465.64          | Local District School Taxes                | 232,115.11 |
| Municipal Clerk                        | 1,330.91   | Delinquent Tax & Lien Collections          | 8,161.00           | Regional & Consolidated School Tax         |            |
| Financial Administration               | 2,330.00   | Business Personalty Replacement Taxes      | 12,428.80          | School Taxes in Municipal Budget           |            |
| Assessment of Taxes                    | 3,100.00   | Taxes from Public Utilities                | 17,251.77          | County Taxes                               | 75,929.64  |
| Collection of Taxes                    | 842.94     | Other Miscellaneous Tax Revenues           | 11,061.06          | County Library Taxes                       | 3,462.79   |
| Planning, Housing & Development        | 6,840.00   | State Aid Revenues                         | 402,127.17         | Local Municipal Purpose Taxes              | 35,855.11  |
| Human Resources                        |            | Federal Aid Revenues                       |                    | Veteran & Senior Citizen Taxes             | 5,010.00   |
| Elections                              |            | Sale of Acquired Property                  |                    | Total Taxes for Rate Computation           | 352,372.65 |
| General Administration (other)         | 765.00     | Other Miscellaneous Revenues               |                    | Special District Taxes                     |            |
| JUDICIARY                              |            | 1969 Revenues                              | Total              | Bank Stock Taxes                           | 4,132.19   |
| Municipal Courts                       | 2,500.00   | Prior Years Surplus Appropriated           | 402,127.17         | Added and Omitted Taxes                    | 351,494.84 |
| PUBLIC SAFETY                          |            | REVENUES                                   | TOTAL              | Total Taxes Levied - ABSTRACT              | 351,498.40 |
| Fire Protection                        | 932.15     |  |                    | TOTAL TAXES BILLED                         | 322,758.90 |
| Police Protection                      | 50.00      | 1969 REAL PROPERTY VALUATIONS              |                    | 1969 TAXES COLLECTED                       | 100.00     |
| Civil Defense & Disaster Control       | 1,186.50   | Code Class # of Parcels %VAL'N             | ASSESSED VALUATION | 1969 Taxes Cancelled, Abated or Adjusted   | 6,902.22   |
| Environmental Inspection & Control     |            | 1 Vacant Land 1012 11.04                   | 905,735.00         | Transfer to Tax Title Liens or Foreclosed  | 21,737.28  |
| Other Public Safety                    |            | 2 Residential 287 48.16                    | 3,951,045.00       | Balance Outstanding Dec. 31, 1969          |            |
| PUBLIC WORKS                           |            | 3 Farm 236 36.12                           | 2,963,360.00       | PRIOR YEARS TAXES OUTSTANDING              |            |
| Streets and Drainage                   | 31,527.77  | 4a Commercial 3 .26                        | 21,715.00          | Balance January 1, 1969                    | 30,582.08  |
| Sewers and Sewage Processing           |            | 4b Industrial 4 4.42                       | 362,395.00         | Collected in 1969                          | 28,102.17  |
| Garbage and Trash Disposal             | 2,300.00   | 4c Apartments                              |                    | Cancelled, Abated or Adjusted (1969)       | 890.16     |
| Public Buildings and Grounds           | 1,250.00   | Total 1542 100.00                          | 8,204,250.00       | Transfers to Tax Title Liens or Foreclosed |            |
| Other Public Works                     |            |  |                    | Balance December 31, 1969                  | 1,589.75   |
| HEALTH and WELFARE                     |            | CAPITAL DEBT AUTHORIZED, DECEMBER 31, 1969 |                    | TAX TITLE LIENS OUTSTANDING                |            |
| Health Services Except Environmental   | 1,487.50   | ISSUED AND UNISSUED                        | GROSS DEBT         | Balance January 1, 1969                    | 27,800.17  |
| Welfare-Public Assistance              | 565.00     | School                                     | 135,000            | Transfers From Taxes                       | 6,902.22   |
| Hospitals, Clinics, First Aid          | 500.00     | Self-liquidating                           |                    | Redeemed in 1969                           | 2,363.47   |
| Animal, Insect, & Rodent Control       |            | Other                                      |                    | Cancelled, Abated or Adjusted (1969)       |            |
| Other Welfare Services                 |            | Total                                      | 135,000            | Transfers to Foreclosed Property:          |            |
| RECREATION and CONSERVATION            |            | ISSUED AND OUTSTANDING                     |                    | Balance December 31, 1969                  | 32,338.92  |
| Beaches and Boardwalks                 |            | School                                     | 135,000.00         | PROPERTY ACQUIRED BY DEED OR               |            |
| Parks, Playgrounds, Shade Trees        |            | Self-Liquidating                           |                    | FORECLOSURE                                |            |
| Land Reclamation & Conservation        |            | Other                                      |                    | Balance January 1, 1969                    |            |
| Other Recreational Services            |            | Total                                      | 135,000.00         | Transfers From Taxes or Liens              |            |
| EDUCATION (excluding schools)          |            | EQUALIZED VALUATION BASIS                  |                    | Sale for Cash (1969)                       |            |
| Libraries                              |            | FOR NET DEBT COMPUTATION                   | 10,435,579.33      | Cancelled, Abated or Adjusted (1969)       |            |
| Other Educational Services             |            | 1969 CAPITAL OUTLAY                        | TOTAL              | Balance December 31, 1969                  |            |
| STATUTORY EXPENDITURES                 |            | Beaches and Boardwalks                     | 7,800.00           | CURRENT FINANCES DECEMBER 31, 1969         |            |
| Pensions & F.I.C.A.                    | 1,125.00   | Parks and Playgrounds                      |                    | ASSETS                                     |            |
| Employee Fringe Benefits               |            | Public Buildings and Grounds               |                    | Cash Dec. 31, 1969                         | 146,836.34 |
| Other Statutory Expenditures           |            | Vehicular Equipment                        |                    | Taxes Receivable                           | 23,327.03  |
| MUNICIPAL FUNCTIONS                    |            | Streets, Roads, Sidewalks, Storm Sewers    |                    | Tax Title Liens                            | 32,338.92  |
| CAPITAL IMPROVEMENTS                   |            | Sewer System                               |                    | Foreclosed Property                        |            |
| DEBT SERVICE                           |            | Water Service                              |                    | Emergencies & Other Deferred Charges       | 800.00     |
| Principal Payments                     |            | Other Utilities                            |                    | State Aid Receivable                       | 24,206.25  |
| Interest Payments                      |            | Hospitals and Clinics                      |                    | Other Receivables                          |            |
| DEFERRED CHARGES                       |            | Garbage and Trash Disposal Facilities      |                    | Total                                      | 227,508.54 |
| SCHOOL, COUNTY, SPECIAL DISTRICT TAXES |            | Health Equipment                           |                    | LIABILITIES                                |            |
| RESERVE FOR UNCOLLECTED TAXES          |            | Library and Education Facilities           |                    | Cash Liabilities                           | 121,194.98 |
|  |            | Conservation and Recreation                |                    | Reserves for Receivables                   | 55,665.95  |
|  |            | Other Expenditures                         |                    | Surplus Dec. 31, 1969                      | 50,647.61  |
| EXPENDITURES                           |            |  |                    | Total                                      | 227,508.54 |
| TOTAL                                  | 420,145.92 |  |                    |  |            |

1809  
Population 1960 3,622  
Population 1969 4,530  
  
Moody Rating BAA  
Land Area 4.70 Sq. Miles

GREEN BROOK TWP - SOMERSET COUNTY  
Net Valuation Taxable 16,434,262  
State Equalized Value 41,679,589 General Tax Rate Per \$100. 7.95  
Net Valuation on Which County Taxes are apportioned: 41,421,733  
State Equalized  
State Equalization Ratio .3943 General Tax Rate: 3.13

PER CAPITA:  
Gross Debt 910.90  
Net Debt 275.83  
Debt Service  
Total Tax Levy 285.30  
Municipal Expenditures 102.32

PER CENT:  
Gross Debt 10.64  
Net Debt 3.22  
Tax Levy Collected 94.64  
Tax Levy Cancelled, Abated or Adjusted .01

| 1969 EXPENDITURES                      |                           | 1969 REVENUES                          |                           | 1969 PROPERTY TAX                          |                   |
|--|---------------------------|--|---------------------------|--|-------------------|
| <b>GENERAL GOVERNMENT</b>              |                           | 1969 — Property Taxes Collected        |                           | STATE EQUALIZED TAX RATE                   |                   |
| Governing Body & Public Boards         |                           | 1969 Payments in Lieu of Taxes         | 1,223,131.48              | Local District School Taxes                | 2.20 916,352.50   |
| Municipal Clerk                        |                           | Delinquent Tax & Lien Collections      | 61,843.64                 | Regional & Consolidated School Tax         |                   |
| Financial Administration               | 13,190.00                 | Business Personality Replacement Taxes | 32,144.00                 | School Taxes in Municipal Budget           |                   |
| Assessment of Taxes                    | 5,100.00                  | Taxes from Public Utilities            | 79,192.48                 | County Taxes                               | .45 189,611.13    |
| Collection of Taxes                    | 9,700.00                  | Other Miscellaneous Tax Revenues       | 32,100.85                 | County Library Taxes                       | .02 10,365.85     |
| Planning, Housing & Development        | 2,300.00                  | State Aid Revenues                     |                           | Local Municipal Purpose Taxes              | .39 161,048.89    |
| Human Resources                        | 300.00                    | Federal Aid Revenues                   |                           | Veteran & Senior Citizen Taxes             | .07 27,790.00     |
| Elections                              | 575.00                    | Sale of Acquired Property              |                           | Total Taxes for Rate Computation           | 3.13 1,305,168.37 |
| General Administration (other)         | 56,534.00                 | Other Miscellaneous Revenues           | 91,383.93                 | Special District Taxes                     |                   |
| <b>JUDICIARY</b>                       |                           | 1969 Revenues                          | 1,519,796.38              | Bank Stock Taxes                           |                   |
| Municipal Courts                       | 3,400.00                  | Prior Years Surplus Appropriated       | 20,000.00                 | Added and Omitted Taxes                    | 15,042.87         |
| <b>PUBLIC SAFETY</b>                   |                           | <b>REVENUES</b>                        | <b>TOTAL</b> 1,539,796.38 | Total Taxes Levied - ABSTRACT              | 1,292,421.24      |
| Fire Protection                        | 32,600.00                 |  |                           | <b>TOTAL TAXES BILLED</b>                  | 1,292,421.24      |
| Police Protection                      | 104,850.00                |  |                           | 1969 TAXES COLLECTED                       | 1,223,131.48      |
| Civil Defense & Disaster Control       | 200.00                    |  |                           | 1969 Taxes Cancelled, Abated or Adjusted   | 111.30            |
| Environmental Inspection & Control     | 7,520.00                  |  |                           | Transfer to Tax Title Liens or Foreclosed  | 3,246.42          |
| Other Public Safety                    |                           |  |                           | Balance Outstanding Dec. 31, 1969          | 65,932.04         |
| <b>PUBLIC WORKS</b>                    |                           |  |                           | <b>PRIOR YEARS TAXES OUTSTANDING</b>       |                   |
| Streets and Drainage                   | 49,200.00                 |  |                           | Balance January 1, 1969                    | 62,852.15         |
| Sewers and Sewage Processing           |                           |  |                           | Collected in 1969                          | 61,798.76         |
| Garbage and Trash Disposal             |                           |  |                           | Cancelled, Abated or Adjusted (1969)       | 240.76            |
| Public Buildings and Grounds           | 13,550.00                 |  |                           | Transfers to Tax Title Liens or Foreclosed | 812.63            |
| Other Public Works                     |                           |  |                           | Balance December 31, 1969                  |                   |
| <b>HEALTH and WELFARE</b>              |                           |  |                           | <b>TAX TITLE LIENS OUTSTANDING</b>         |                   |
| Health Services Except Environmental   | 5,790.00                  |  |                           | Balance January 1, 1969                    | 5,556.75          |
| Welfare-Public Assistance              | 700.00                    |  |                           | Transfers From Taxes                       | 4,199.22          |
| Hospitals, Clinics, First Aid          | 1,000.00                  |  |                           | Redeemed in 1969                           | 44.88             |
| Animal, Insect, & Rodent Control       |                           |  |                           | Cancelled, Abated or Adjusted (1969)       |                   |
| Other Welfare Services                 |                           |  |                           | Transfers to Foreclosed Property:          |                   |
| <b>RECREATION and CONSERVATION</b>     |                           |  |                           | Balance December 31, 1969                  | 9,711.09          |
| Beaches and Boardwalks                 |                           |  |                           | <b>PROPERTY ACQUIRED BY DEED OR</b>        |                   |
| Parks, Playgrounds, Shade Trees        |                           |  |                           | <b>FORECLOSURE</b>                         |                   |
| Land Reclamation & Conservation        |                           |  |                           | Balance January 1, 1969                    | 21,900.00         |
| Other Recreational Services            | 2,075.00                  |  |                           | Transfers From Taxes or Liens              |                   |
| <b>EDUCATION (excluding schools)</b>   |                           |  |                           | Sale for Cash (1969)                       |                   |
| Libraries                              |                           |  |                           | Cancelled, Abated or Adjusted (1969)       |                   |
| Other Educational Services             |                           |  |                           | Balance December 31, 1969                  | 21,900.00         |
| <b>STATUTORY EXPENDITURES</b>          |                           |  |                           | <b>CURRENT FINANCES DECEMBER 31, 1969</b>  |                   |
| Pensions & F.I.C.A.                    | 14,520.00                 |  |                           | <b>ASSETS</b>                              |                   |
| Employee Fringe Benefits               | 5,335.00                  |  |                           | Cash Dec. 31, 1969                         | 317,323.56        |
| Other Statutory Expenditures           |                           |  |                           | Taxes Receivable                           | 65,932.04         |
| <b>MUNICIPAL FUNCTIONS</b>             |                           |  |                           | Tax Title Liens                            | 9,711.09          |
| <b>CAPITAL IMPROVEMENTS</b>            |                           |  |                           | Foreclosed Property                        | 21,900.00         |
| <b>DEBT SERVICE</b>                    |                           |  |                           | Emergencies & Other Deferred Charges       |                   |
| Principal Payments                     |                           |  |                           | State Aid Receivable                       | 18,067.14         |
| Interest Payments                      |                           |  |                           | Other Receivables                          | 19,994.75         |
|  |                           |  |                           | Total                                      | 452,928.58        |
| <b>DEFERRED CHARGES</b>                |                           |  |                           | <b>LIABILITIES</b>                         |                   |
| SCHOOL, COUNTY, SPECIAL DISTRICT TAXES | 7,209.69                  |  |                           | Cash Liabilities                           | 269,838.01        |
| RESERVE FOR UNCOLLECTED TAXES          | 1,116,329.48              |  |                           | Reserves for Receivables                   | 117,537.88        |
|  | 76,554.05                 |  |                           | Surplus Dec. 31, 1969                      | 65,552.69         |
| <b>EXPENDITURES</b>                    | <b>TOTAL</b> 1,579,832.22 |  |                           | Total                                      | 452,928.58        |

0606  
Population 1960 1,086  
Population 1969 1,230  
Moody Rating  
Land Area 19.00 Sq Miles

# GREENWICH TWP

Net Valuation Taxable 1,717,081  
State Equalized Value 5,414,951  
Net Valuation on Which County Taxes  
are apportioned: 4,753,570  
State Equalization Ratio .3171

# - CUMBERLAND COUNTY

General Tax Rate Per \$100. 9.89  
State Equalized  
General Tax Rate: 3.13

PER CAPITA:  
Gross Debt 40.65  
Net Debt  
Debt Service  
Total Tax Levy 135.04  
Municipal Expenditures 61.29

PER CENT:  
Gross Debt 1.01  
Net Debt  
Tax Levy Collected 87.28  
Tax Levy Cancelled, Abated  
or Adjusted

| 1969 EXPENDITURES                      |              | 1969 REVENUES                                     |                     | 1969 PROPERTY TAX                          |                 |
|--|--------------|---|---------------------|--|-----------------|
| <b>GENERAL GOVERNMENT</b>              |              | 1969 — Property Taxes Collected                   |                     | <b>STATE EQUALIZED TAX RATE</b>            |                 |
| Governing Body & Public Boards         |              |   | 144,977.09          | Local District School Taxes                | 1.96 106,291.04 |
| Municipal Clerk                        |              | 1969 Payments in Lieu of Taxes                    |                     | Regional & Consolidated School Tax         |                 |
| Financial Administration               | 2,800.00     | Delinquent Tax & Lien Collections                 | 15,876.76           | School Taxes in Municipal Budget           |                 |
| Assessment of Taxes                    | 9,500.00     | Business Personalty Replacement Taxes             | 7,919.00            | County Taxes                               | .93 50,479.56   |
| Collection of Taxes                    | 2,500.00     | Taxes from Public Utilities                       | 12,677.83           | County Library Taxes                       |                 |
| Planning, Housing & Development        | 7,695.00     | Other Miscellaneous Tax Revenues                  |                     | Local Municipal Purpose Taxes              | .12 6,598.43    |
| Human Resources                        |              | State Aid Revenues                                | 15,389.38           | Veteran & Senior Citizen Taxes             | .12 6,320.00    |
| Elections                              | 400.00       | Federal Aid Revenues                              |                     | Total Taxes for Rate Computation           | 3.13 169,689.03 |
| General Administration (other)         | 5,200.00     | Sale of Acquired Property                         |                     | Special District Taxes                     |                 |
| <b>JUDICIARY</b>                       |              | Other Miscellaneous Revenues                      | 1,478.97            | Bank Stock Taxes                           |                 |
| Municipal Courts                       | 550.00       | 1969 Revenues                                     | 198,319.03          | Added and Omitted Taxes                    | 2,734.58        |
| <b>PUBLIC SAFETY</b>                   |              | Prior Years Surplus Appropriated                  | 12,000.00           | Total Taxes Levied - ABSTRACT              | 166,103.61      |
| Fire Protection                        | 2,000.00     | <b>REVENUES</b>                                   | <b>TOTAL</b>        | <b>TOTAL TAXES BILLED</b>                  | 166,103.61      |
| Police Protection                      | 1,250.00     |   | 210,319.03          | 1969 TAXES COLLECTED                       | 144,977.09      |
| Civil Defense & Disaster Control       | 50.00        | <b>1969 REAL PROPERTY VALUATIONS</b>              |                     | 1969 Taxes Cancelled, Abated or Adjusted   |                 |
| Environmental Inspection & Control     | 300.00       | Code Class # of Parcels %VAL'N                    | ASSESSED VALUATION  | Transfer to Tax Title Liens or Foreclosed  |                 |
| Other Public Safety                    |              | 1 Vacant Land 107 4.59                            | 76,810.00           | Balance Outstanding Dec. 31, 1969          | 21,126.52       |
| <b>PUBLIC WORKS</b>                    |              | 2 Residential 272 46.29                           | 774,450.00          | <b>PRIOR YEARS TAXES OUTSTANDING</b>       |                 |
| Streets and Drainage                   | 9,450.00     | 3 Farm 163 43.35                                  | 725,315.00          | Balance January 1, 1969                    | 15,741.75       |
| Sewers and Sewage Processing           |              | 4a Commercial 26 5.77                             | 96,600.00           | Collected in 1969                          | 15,252.79       |
| Garbage and Trash Disposal             | 3,500.00     | 4b Industrial                                     |                     | Cancelled, Abated or Adjusted (1969)       |                 |
| Public Buildings and Grounds           | 1,500.00     | 4c Apartments                                     |                     | Transfers to Tax Title Liens or Foreclosed |                 |
| Other Public Works                     |              | Total 568 100.00                                  | 1,673,175.00        | Balance December 31, 1969                  | 488.96          |
| <b>HEALTH and WELFARE</b>              |              | <b>CAPITAL DEBT AUTHORIZED, DECEMBER 31, 1969</b> |                     | <b>TAX TITLE LIENS OUTSTANDING</b>         |                 |
| Health Services Except Environmental   | 625.00       | ISSUED AND UNISSUED                               | GROSS DEBT NET DEBT | Balance January 1, 1969                    | 2,403.28        |
| Welfare-Public Assistance              | 350.00       | School  | 50,000              | Transfers From Taxes                       |                 |
| Hospitals, Clinics, First Aid          |              | Self-Liquidating                                  |                     | Redeemed in 1969                           | 623.97          |
| Animal, Insect, & Rodent Control       |              | Other   |                     | Cancelled, Abated or Adjusted (1969)       |                 |
| Other Welfare Services                 |              | Total 50,000                                      |                     | Transfers to Foreclosed Property           |                 |
| <b>RECREATION and CONSERVATION</b>     |              | ISSUED AND OUTSTANDING                            |                     | Balance December 31, 1969                  | 1,779.31        |
| Beaches and Boardwalks                 |              | School  | 50,000.00           | <b>PROPERTY ACQUIRED BY DEED OR</b>        |                 |
| Parks, Playgrounds, Shade Trees        | 1,400.00     | Self-Liquidating                                  |                     | <b>FORECLOSURE</b>                         |                 |
| Land Reclamation & Conservation        | 1,500.00     | Other   |                     | Balance January 1, 1969                    | 250.00          |
| Other Recreational Services            |              | Total 50,000.00                                   |                     | Transfers From Taxes or Liens              |                 |
| <b>EDUCATION (excluding schools)</b>   |              | <b>EQUALIZED VALUATION BASIS</b>                  |                     | Sale for Cash (1969)                       |                 |
| Libraries                              |              | <b>FOR NET DEBT COMPUTATION</b>                   | 4,948,356.00        | Cancelled, Abated or Adjusted (1969)       |                 |
| Other Educational Services             |              | 1969 CAPITAL OUTLAY                               | TOTAL               | Balance December 31, 1969                  | 250.00          |
| <b>STATUTORY EXPENDITURES</b>          |              | Beaches and Boardwalks                            | 5,000.00            | <b>CURRENT FINANCES DECEMBER 31, 1969</b>  |                 |
| Pensions & F.I.C.A.                    | 700.00       | Parks and Playgrounds                             |                     | <b>ASSETS</b>                              |                 |
| Employee Fringe Benefits               |              | Public Buildings and Grounds                      |                     | Cash Dec. 31, 1969                         | 54,359.67       |
| Other Statutory Expenditures           |              | Vehicular Equipment                               |                     | Taxes Receivable                           | 21,615.48       |
| <b>MUNICIPAL FUNCTIONS</b>             | <b>TOTAL</b> | Streets, Roads, Sidewalks, Storm Sewers           | 5,000.00            | Tax Title Liens                            | 1,779.31        |
| <b>CAPITAL IMPROVEMENTS</b>            | 5,500.00     | Sewer System                                      |                     | Foreclosed Property                        | 250.00          |
| <b>DEBT SERVICE</b>                    |              | Water Service                                     |                     | Emergencies & Other Deferred Charges       | 12,875.00       |
| Principal Payments                     |              | Other Utilities                                   |                     | State Aid Receivable                       | 9,952.00        |
| Interest Payments                      |              | Hospitals and Clinics                             |                     | Other Receivables                          |                 |
| <b>DEFERRED CHARGES</b>                |              | Garbage and Trash Disposal Facilities             |                     | Total                                      | 100,831.46      |
| SCHOOL, COUNTY, SPECIAL DISTRICT TAXES | 156,770.60   | Health Equipment                                  |                     | <b>LIABILITIES</b>                         |                 |
| RESERVE FOR UNCOLLECTED TAXES          | 18,611.81    | Library and Education Facilities                  |                     | Cash Liabilities                           | 32,730.86       |
|  |              | Conservation and Recreation                       |                     | Reserves for Receivables                   | 23,644.79       |
| <b>EXPENDITURES</b>                    | <b>TOTAL</b> | Other Expenditures                                |                     | Surplus Dec. 31, 1969                      | 44,455.81       |
|  | 232,152.41   |   |                     | Total                                      | 100,831.46      |



0807  
Population 1960 4,065  
Population 1969 5,700  
Moody Rating  
Land Area 9.60 Sq. Miles

GREENWICH TWP - GLOUCESTER COUNTY  
Net Valuation Taxable 29,493,094  
State Equalized Value 82,222,174  
Net Valuation on Which County Taxes are apportioned: 111,291,476  
State Equalization Ratio .3587  
General Tax Rate Per \$100. 7.26  
State Equalized General Tax Rate: 2.60

PER CAPITA:  
Gross Debt 210.62  
Net Debt  
Debt Service .09  
Total Tax Levy 368.86  
Municipal Expenditures 172.79

PER CENT:  
Gross Debt 1.32  
Net Debt  
Tax Levy Collected 98.87  
Tax Levy Cancelled, Abated or Adjusted

| 1969 EXPENDITURES                      |              | 1969 REVENUES                          |                           | 1969 PROPERTY TAX                          |                   |
|--|--------------|--|---------------------------|--|-------------------|
| <b>GENERAL GOVERNMENT</b>              |              | 1969 — Property Taxes Collected        |                           | <b>STATE EQUALIZED TAX RATE</b>            |                   |
| Governing Body & Public Boards         |              | 1969 Payments in Lieu of Taxes         | 2,078,789.14              | Local District School Taxes                | 1.12 921,342.50   |
| Municipal Clerk                        |              | Delinquent Tax & Lien Collections      | 23,237.30                 | Regional & Consolidated School Tax         |                   |
| Financial Administration               | 26,675.00    | Business Personality Replacement Taxes | 213,354.00                | School Taxes in Municipal Budget           |                   |
| Assessment of Taxes                    | 13,825.00    | Taxes from Public Utilities            | 126,013.63                | County Taxes                               | .81 668,711.63    |
| Collection of Taxes                    | 5,940.00     | Other Miscellaneous Tax Revenues       |                           | County Library Taxes                       |                   |
| Planning, Housing & Development        | 9,100.00     | State Aid Revenues                     | 24,225.81                 | Local Municipal Purpose Taxes              | .62 508,830.17    |
| Human Resources                        |              | Federal Aid Revenues                   |                           | Veteran & Senior Citizen Taxes             | .05 41,780.00     |
| Elections                              | 1,750.00     | Sale of Acquired Property              |                           | Total Taxes for Rate Computation           | 2.60 2,140,664.30 |
| General Administration (other)         | 29,904.59    | Other Miscellaneous Revenues           | 56,401.57                 | Special District Taxes                     |                   |
| <b>JUDICIARY</b>                       |              | 1969 Revenues                          | 2,522,021.45              | Bank Stock Taxes                           | 827.33            |
| Municipal Courts                       | 4,570.00     | Prior Years Surplus Appropriated       | 60,000.00                 | Added and Omitted Taxes                    | 2,803.97          |
| <b>PUBLIC SAFETY</b>                   |              | <b>REVENUES</b>                        | <b>TOTAL</b> 2,582,021.45 | Total Taxes Levied - ABSTRACT              | 2,102,515.60      |
| Fire Protection                        | 28,600.00    |  |                           | <b>TOTAL TAXES BILLED</b>                  | 2,102,515.60      |
| Police Protection                      | 119,265.00   |  |                           | <b>1969 TAXES COLLECTED</b>                | 2,078,789.14      |
| Civil Defense & Disaster Control       | 200.00       |  |                           | 1969 Taxes Cancelled, Abated or Adjusted   |                   |
| Environmental Inspection & Control     | 2,100.00     |  |                           | Transfer to Tax Title Liens or Foreclosed  |                   |
| Other Public Safety                    |              |  |                           | Balance Outstanding Dec. 31, 1969          | 23,726.46         |
| <b>PUBLIC WORKS</b>                    |              |  |                           | <b>PRIOR YEARS TAXES OUTSTANDING</b>       |                   |
| Streets and Drainage                   | 136,555.60   |  |                           | Balance January 1, 1969                    | 32,321.93         |
| Sewers and Sewage Processing           | 58,245.00    |  |                           | Collected in 1969                          | 22,587.10         |
| Garbage and Trash Disposal             | 67,800.00    |  |                           | Cancelled, Abated or Adjusted (1969)       |                   |
| Public Buildings and Grounds           | 24,550.00    |  |                           | Transfers to Tax Title Liens or Foreclosed |                   |
| Other Public Works                     |              |  |                           | Balance December 31, 1969                  | 9,734.83          |
| <b>HEALTH and WELFARE</b>              |              |  |                           | <b>TAX TITLE LIENS OUTSTANDING</b>         |                   |
| Health Services Except Environmental   | 22,800.00    |  |                           | Balance January 1, 1969                    | 3,948.78          |
| Welfare-Public Assistance              | 3,825.00     |  |                           | Transfers From Taxes                       |                   |
| Hospitals, Clinics, First Aid          |              |  |                           | Redeemed in 1969                           | 650.20            |
| Animal, Insect, & Rodent Control       | 1,700.00     |  |                           | Cancelled, Abated or Adjusted (1969)       |                   |
| Other Welfare Services                 |              |  |                           | Transfers to Foreclosed Property           |                   |
| <b>RECREATION and CONSERVATION</b>     |              |  |                           | Balance December 31, 1969                  | 3,298.58          |
| Beaches and Boardwalks                 |              |  |                           | <b>PROPERTY ACQUIRED BY DEED OR</b>        |                   |
| Parks, Playgrounds, Shade Trees        | 17,100.00    |  |                           | <b>FORECLOSURE</b>                         |                   |
| Land Reclamation & Conservation        |              |  |                           | Balance January 1, 1969                    | 1,517.00          |
| Other Recreational Services            |              |  |                           | Transfers From Taxes or Liens              |                   |
| <b>EDUCATION (excl. schools)</b>       |              |  |                           | Sale for Cash (1969)                       |                   |
| Libraries                              | 12,000.00    |  |                           | Cancelled, Abated or Adjusted (1969)       |                   |
| Other Educational Services             |              |  |                           | Balance December 31, 1969                  | 1,517.00          |
| <b>STATUTORY EXPENDITURES</b>          |              |  |                           | <b>CURRENT FINANCES DECEMBER 31, 1969</b>  |                   |
| Pensions & F.I.C.A.                    | 39,775.00    |  |                           | <b>ASSETS</b>                              |                   |
| Employee Fringe Benefits               | 14,100.00    |  |                           | Cash Dec. 31, 1969                         | 152,978.15        |
| Other Statutory Expenditures           |              |  |                           | Taxes Receivable                           | 33,461.29         |
| <b>MUNICIPAL FUNCTIONS</b>             |              |  |                           | Tax Title Liens                            | 3,298.58          |
| <b>CAPITAL IMPROVEMENTS</b>            |              |  |                           | Foreclosed Property                        | 1,517.00          |
| <b>DEBT SERVICE</b>                    |              |  |                           | Emergencies & Other Deferred Charges       | 6,227.14          |
| Principal Payments                     |              |  |                           | State Aid Receivable                       | 22,353.60         |
| Interest Payments                      | 500.00       |  |                           | Other Receivables                          | 34,467.90         |
|  |              |  |                           | <b>LIABILITIES</b>                         |                   |
| <b>DEFERRED CHARGES</b>                |              |  |                           | Cash Liabilities                           | 55,955.10         |
| SCHOOL, COUNTY, SPECIAL DISTRICT TAXES | 185,044.99   |  |                           | Reserves for Receivables                   | 72,744.77         |
| <b>RESERVE FOR UNCOLLECTED TAXES</b>   |              |  |                           | Surplus Dec. 31, 1969                      | 125,603.79        |
|  | 56,000.00    |  |                           | <b>Total</b>                               | 254,303.66        |
| <b>EXPENDITURES</b>                    | <b>TOTAL</b> |  |                           |  |                   |
|  | 2,574,979.31 |  |                           |  |                   |

2107  
Population 1960 1,397  
Population 1969 1,580  
Moody Rating  
Land Area 11.10 Sq Miles

# GREENWICH TWP

Net Valuation Taxable 7,931,124  
State Equalized Value 11,953,464  
Net Valuation on Which County Taxes  
are apportioned: 10,288,972  
State Equalization Ratio .6635

# - WARREN

# COUNTY

General Tax Rate Per \$100. 4.19  
State Equalized  
General Tax Rate: 2.78

# PER CAPITA:

Gross Debt 305.38  
Net Debt 114.98  
Debt Service  
Total Tax Levy 204.76  
Municipal Expenditures 48.87

# PER CENT:

Gross Debt 4.81  
Net Debt 1.81  
Tax Levy Collected 93.46  
Tax Levy Cancelled, Abated  
or Adjusted .07

| 1969 EXPENDITURES                      |                   | 1969 REVENUES                              |              | 1969 PROPERTY TAX                          |                   |
|--|-------------------|--|--------------|--|-------------------|
| <b>GENERAL GOVERNMENT</b>              |                   | 1969 — Property Taxes Collected 302,870.64 |              | <b>STATE EQUALIZED TAX RATE</b>            |                   |
| Governing Body & Public Boards         |                   | 1969 Payments in Lieu of Taxes             | 9,182.37     | Local District School Taxes                | 2.07              |
| Municipal Clerk                        | 4,175.00          | Delinquent Tax & Lien Collections          | 14,850.00    | Regional & Consolidated School Tax         |                   |
| Financial Administration               | 2,000.00          | Business Personalty Replacement Taxes      | 34,681.09    | School Taxes in Municipal Budget           |                   |
| Assessment of Taxes                    | 1,900.00          | Taxes from Public Utilities                | 7,010.46     | County Taxes                               | .62               |
| Collection of Taxes                    | 2,600.00          | Other Miscellaneous Tax Revenues           | 13,026.06    | County Library Taxes                       | .02               |
| Planning, Housing & Development        |                   | State Aid Revenues                         | 381,620.62   | Local Municipal Purpose Taxes              |                   |
| Human Resources                        |                   | Federal Aid Revenues                       |              | Veteran & Senior Citizen Taxes             | .07               |
| Elections                              |                   | Sale of Acquired Property                  |              | Total Taxes for Rate Computation           | 2.78              |
| General Administration (other)         | 7,065.00          | Other Miscellaneous Revenues               |              | Special District Taxes                     |                   |
| <b>JUDICIARY</b>                       |                   | 1969 Revenues                              | 381,620.62   | Bank Stock Taxes                           |                   |
| Municipal Courts                       | 2,800.00          | Prior Years Surplus Appropriated           |              | Added and Omitted Taxes                    | 220.78            |
| <b>PUBLIC SAFETY</b>                   |                   | <b>REVENUES</b>                            | <b>TOTAL</b> | Total Taxes Levied - ABSTRACT              | 323,520.28        |
| Fire Protection                        | 1,985.00          |  |              | <b>TOTAL TAXES BILLED</b>                  | 324,066.73        |
| Police Protection                      | 7,700.00          |  |              | <b>1969 TAXES COLLECTED</b>                | 302,870.64        |
| Civil Defense & Disaster Control       | 200.00            |  |              | 1969 Taxes Cancelled, Abated or Adjusted   | 228.55            |
| Environmental Inspection & Control     | 550.00            |  |              | Transfer to Tax Title Liens or Foreclosed  |                   |
| Other Public Safety                    |                   |  |              | Balance Outstanding Dec. 31, 1969          | 20,967.54         |
| <b>PUBLIC WORKS</b>                    |                   |  |              | <b>PRIOR YEARS TAXES OUTSTANDING</b>       |                   |
| Streets and Drainage                   | 9,300.00          |  |              | Balance January 1, 1969                    | 12,717.04         |
| Sewers and Sewage Processing           |                   |  |              | Collected in 1969                          | 9,182.37          |
| Garbage and Trash Disposal             |                   |  |              | Cancelled, Abated or Adjusted (1969)       | 123.92            |
| Public Buildings and Grounds           |                   |  |              | Transfers to Tax Title Liens or Foreclosed |                   |
| Other Public Works                     |                   |  |              | Balance December 31, 1969                  | 3,410.75          |
| <b>HEALTH and WELFARE</b>              |                   |  |              | <b>TAX TITLE LIENS OUTSTANDING</b>         |                   |
| Health Services Except Environmental   | 2,600.00          |  |              | Balance January 1, 1969                    |                   |
| Welfare-Public Assistance              | 700.00            |  |              | Transfers From Taxes                       |                   |
| Hospitals, Clinics, First Aid          |                   |  |              | Redeemed in 1969                           |                   |
| Animal, Insect, & Rodent Control       |                   |  |              | Cancelled, Abated or Adjusted (1969)       |                   |
| Other Welfare Services                 |                   |  |              | Transfers to Foreclosed Property:          |                   |
| <b>RECREATION and CONSERVATION</b>     |                   |  |              | Balance December 31, 1969                  |                   |
| Beaches and Boardwalks                 | 800.00            |  |              | <b>PROPERTY ACQUIRED BY DEED OR</b>        |                   |
| Parks, Playgrounds, Shade Trees        |                   |  |              | <b>FORECLOSURE</b>                         |                   |
| Land Reclamation & Conservation        |                   |  |              | Balance January 1, 1969                    |                   |
| Other Recreational Services            |                   |  |              | Transfers From Taxes or Liens              |                   |
| <b>EDUCATION (excluding schools)</b>   |                   |  |              | Sale for Cash (1969)                       |                   |
| Libraries                              | 300.00            |  |              | Cancelled, Abated or Adjusted (1969)       |                   |
| Other Educational Services             |                   |  |              | Balance December 31, 1969                  |                   |
| <b>STATUTORY EXPENDITURES</b>          |                   |  |              | <b>CURRENT FINANCES DECEMBER 31, 1969</b>  |                   |
| Pensions & F.I.C.A.                    | 2,238.00          |  |              | <b>ASSETS</b>                              |                   |
| Employee Fringe Benefits               |                   |  |              | Cash Dec. 31, 1969                         | 263,690.61        |
| Other Statutory Expenditures           |                   |  |              | Taxes Receivable                           | 24,378.29         |
| <b>MUNICIPAL FUNCTIONS</b>             |                   |  |              | Tax Title Liens                            |                   |
| <b>CAPITAL IMPROVEMENTS</b>            |                   |  |              | Foreclosed Property                        |                   |
| <b>DEBT SERVICE</b>                    |                   |  |              | Emergencies & Other Deferred Charges       | 3,000.00          |
| Principal Payments                     |                   |  |              | State Aid Receivable                       | 32,034.00         |
| Interest Payments                      |                   |  |              | Other Receivables                          |                   |
| <b>DEFERRED CHARGES</b>                |                   |  |              | Total                                      | 323,102.90        |
| SCHOOL, COUNTY, SPECIAL DISTRICT TAXES | 323,299.50        |  |              | <b>LIABILITIES</b>                         |                   |
| RESERVE FOR UNCOLLECTED TAXES          | 27,800.00         |  |              | Cash Liabilities                           | 210,979.20        |
| <b>EXPENDITURES</b>                    |                   |  |              | Reserves for Receivables                   | 24,378.29         |
| <b>TOTAL</b>                           | <b>400,512.50</b> |  |              | Surplus Dec. 31, 1969                      | 87,745.41         |
|  |                   |  |              | <b>Total</b>                               | <b>323,102.90</b> |

|                 |               |                                     |            |                             |      |                        |        |                            |       |           |  |
|-----------------|---------------|-------------------------------------|------------|-----------------------------|------|------------------------|--------|----------------------------|-------|-----------|--|
| 0903            |               | GUTTENBERG TOWN                     |            | - HUDSON                    |      | COUNTY                 |        | PER CAPITA:                |       | PER CENT: |  |
| Population 1960 | 5,118         | Net Valuation Taxable               | 19,664,784 |                             |      | Gross Debt             | 18.63  | Gross Debt                 | .37   |           |  |
| Population 1969 | 5,420         | State Equalized Value               | 29,367,956 | General Tax Rate Per \$100. | 4.95 | Net Debt               | 10.70  | Net Debt                   | .21   |           |  |
|                 |               | Net Valuation on Which County Taxes |            |                             |      | Debt Service           | 4.57   | Tax Levy Collected         | 96.34 |           |  |
| Moody Rating    |               | are apportioned:                    | 30,706,721 | State Equalized             |      | Total Tax Levy         | 178.28 | Tax Levy Cancelled, Abated |       |           |  |
| Land Area       | .20 Sq. Miles | State Equalization Ratio            | .6696      | General Tax Rate:           | 3.31 | Municipal Expenditures | 106.24 | or Adjusted                | .03   |           |  |

| 1969 EXPENDITURES                      |              | 1969 REVENUES                                     |  | 1969 PROPERTY TAX                          |                 |
|--|--------------|---|--|--|-----------------|
| GENERAL GOVERNMENT                     |              | 1969 — Property Taxes Collected                   |  | STATE EQUALIZED TAX RATE                   |                 |
| Governing Body & Public Boards         |              | 1969 Payments in Lieu of Taxes                    |  | Local District School Taxes                | 1.20 352,244.00 |
| Municipal Clerk                        |              | Delinquent Tax & Lien Collections                 |  | Regional & Consolidated School Tax         |                 |
| Financial Administration               | 23,100.00    | Business Personality Replacement Taxes            |  | School Taxes in Municipal Budget           | .02 6,880.00    |
| Assessment of Taxes                    | 18,900.00    | Taxes from Public Utilities                       |  | County Taxes                               | 1.20 352,178.17 |
| Collection of Taxes                    | 8,300.00     | Other Miscellaneous Tax Revenues                  |  | County Library Taxes                       |                 |
| Planning, Housing & Development        | 100.00       | State Aid Revenues                                |  | Local Municipal Purpose Taxes              | .83 244,214.99  |
| Human Resources                        |              | Federal Aid Revenues                              |  | Veteran & Senior Citizen Taxes             | .06 18,320.00   |
| Elections                              | 1,400.00     | Sale of Acquired Property                         |  | Total Taxes for Rate Computation           | 3.31 973,837.16 |
| General Administration (other)         | 25,070.00    | Other Miscellaneous Revenues                      |  | Special District Taxes                     |                 |
| JUDICIARY                              |              | 1969 Revenues                                     |  | Bank Stock Taxes                           | 5,079.26        |
| Municipal Courts                       | 7,150.00     | Prior Years Surplus Appropriated                  |  | Added and Omitted Taxes                    | 5,673.22        |
| PUBLIC SAFETY                          |              | REVENUES  |  | Total Taxes Levied - ABSTRACT              | 966,269.64      |
| Fire Protection                        | 41,230.00    | 1969 REAL PROPERTY VALUATIONS                     |  | TOTAL TAXES BILLED                         | 966,429.22      |
| Police Protection                      | 132,400.00   | Code Class # of Parcels %VAL'N ASSESSED VALUATION |  | 1969 TAXES COLLECTED                       | 931,053.98      |
| Civil Defense & Disaster Control       | 300.00       | 1 Vacant Land 32 .28 55,380.00                    |  | 1969 Taxes Cancelled, Abated or Adjusted   | 316.55          |
| Environmental Inspection & Control     | 775.00       | 2 Residential 682 42.62 8,323,220.00              |  | Transfer to Tax Title Liens or Foreclosed  | 1,173.86        |
| Other Public Safety                    |              | 3 Farm 4a Commercial 163 18.42 3,597,247.00       |  | Balance Outstanding Dec. 31, 1969          | 33,884.83       |
| PUBLIC WORKS                           |              | 4b Industrial 94 18.98 3,707,034.00               |  | PRIOR YEARS TAXES OUTSTANDING              |                 |
| Streets and Drainage                   | 79,200.00    | 4c Apartments 43 19.69 3,846,250.00               |  | Balance January 1, 1969                    | 48,694.99       |
| Sewers and Sewage Processing           | 15,000.00    | Total 1014 99.99 19,529,131.00                    |  | Collected in 1969                          | 37,172.07       |
| Garbage and Trash Disposal             | 27,638.18    | CAPITAL DEBT AUTHORIZED, DECEMBER 31, 1969        |  | Cancelled, Abated or Adjusted (1969)       | 1.17            |
| Public Buildings and Grounds           | 6,400.00     | ISSUED AND UNISSUED GROSS DEBT NET DEBT           |  | Transfers to Tax Title Liens or Foreclosed |                 |
| Other Public Works                     |              | School 35,000                                     |  | Balance December 31, 1969                  | 11,521.75       |
| HEALTH and WELFARE                     |              | Self-Liquidating 66,000 58,000                    |  | TAX TITLE LIENS OUTSTANDING                |                 |
| Health Services Except Environmental   | 1,925.00     | Other 101,000 58,000                              |  | Balance January 1, 1969                    | 2,687.67        |
| Welfare-Public Assistance              | 17,050.00    | ISSUED AND OUTSTANDING                            |  | Transfers From Taxes                       | 1,173.86        |
| Hospitals, Clinics, First Aid          |              | School 35,000.00                                  |  | Redeemed in 1969                           | 1,536.55        |
| Animal, Insect, & Rodent Control       |              | Self-Liquidating 198,000.00                       |  | Cancelled, Abated or Adjusted (1969)       |                 |
| Other Welfare Services                 |              | Other 233,000.00                                  |  | Transfers to Foreclosed Property           |                 |
| RECREATION and CONSERVATION            |              | EQUIALIZED VALUATION BASIS                        |  | Balance December 31, 1969                  | 2,324.98        |
| Beaches and Boardwalks                 |              | FOR NET DEBT COMPUTATION                          |  | PROPERTY ACQUIRED BY DEED OR               |                 |
| Parks, Playgrounds, Shade Trees        |              | 1969 CAPITAL OUTLAY                               |  | FORECLOSURE                                |                 |
| Land Reclamation & Conservation        |              | Beaches and Boardwalks                            |  | Balance January 1, 1969                    | 5,700.00        |
| Other Recreational Services            | 9,400.00     | Parks and Playgrounds                             |  | Transfers From Taxes or Liens              |                 |
| EDUCATION (excluding schools)          |              | Public Buildings and Grounds                      |  | Sale for Cash (1969)                       |                 |
| Libraries                              | 3,000.00     | Vehicular Equipment                               |  | Cancelled, Abated or Adjusted (1969)       |                 |
| Other Educational Services             |              | Streets, Roads, Sidewalks, Storm Sewers           |  | Balance December 31, 1969                  | 5,700.00        |
| STATUTORY EXPENDITURES                 |              | Sewer System                                      |  | CURRENT FINANCES DECEMBER 31, 1969         |                 |
| Pensions & F.I.C.A.                    | 37,900.00    | Water Service                                     |  | ASSETS                                     |                 |
| Employee Fringe Benefits               | 10,550.00    | Other Utilities                                   |  | Cash Dec. 31, 1969                         | 360,196.47      |
| Other Statutory Expenditures           |              | Hospitals and Clinics                             |  | Taxes Receivable                           | 45,406.58       |
| MUNICIPAL FUNCTIONS                    |              | Garbage and Trash Disposal Facilities             |  | Tax Title Liens                            | 2,324.98        |
| CAPITAL IMPROVEMENTS                   | 3,000.00     | Health Equipment                                  |  | Foreclosed Property                        | 5,700.00        |
| DEBT SERVICE                           |              | Library and Education Facilities                  |  | Emergencies & Other Deferred Charges       | 23,300.00       |
| Principal Payments                     | 20,000.00    | Conservation and Recreation                       |  | State Aid Receivable                       | 107,697.94      |
| Interest Payments                      | 4,758.50     | Other Expenditures                                |  | Other Receivables                          |                 |
| TYPE I SCHL DEBT *MEMO                 | 6,880.00     |   |  | Total                                      | 544,625.97      |
| DEFERRED CHARGES                       | 3,000.00     |   |  | LIABILITIES                                |                 |
| SCHOOL, COUNTY, SPECIAL DISTRICT TAXES | 711,302.17   |   |  | Cash Liabilities                           | 334,422.47      |
| RESERVE FOR UNCOLLECTED TAXES          | 78,253.94    |   |  | Reserves for Receivables                   | 53,431.56       |
| EXPENDITURES                           |              |   |  | Surplus Dec. 31, 1969                      | 156,771.94      |
| TOTAL                                  | 1,287,102.79 |   |  | Total                                      | 544,625.97      |

\* ABOVE DEBT SERVICE INCLUDES TYPE I SCHOOL DEBT

0223  
 Population 1960 30,521  
 Population 1969 36,620  
 S & P Rating A  
 Moody Rating A  
 Land Area 4.00 Sq Miles

HACKENSACK CITY - BERGEN COUNTY  
 Net Valuation Taxable 275,080,709  
 State Equalized Value 342,608,928  
 Net Valuation on Which County Taxes  
 are apportioned: 372,896,088  
 State Equalization Ratio .8029

General Tax Rate Per \$100. 3.42  
 State Equalized  
 General Tax Rate: 2.74

PER CAPITA:  
 Gross Debt 309.35  
 Net Debt 71.01  
 Debt Service 21.13  
 Total Tax Levy 258.00  
 Municipal Expenditures 173.04

PER CENT:  
 Gross Debt 3.68  
 Net Debt .85  
 Tax Levy Collected 97.09  
 Tax Levy Cancelled, Abated  
 or Adjusted .42

| 1969 EXPENDITURES                             |                            | 1969 REVENUES  |                            | 1969 PROPERTY TAX                          |                   |
|---|----------------------------|--|----------------------------|--|-------------------|
| <b>GENERAL GOVERNMENT</b>                     |                            |  |                            | <b>STATE EQUALIZED TAX RATE</b>            |                   |
| Governing Body & Public Boards                |                            | 1969 — Property Taxes Collected  | 9,184,194.86               | Local District School Taxes                | 1.38 4,728,684.50 |
| Municipal Clerk                               |                            | 1969 Payments in Lieu of Taxes   | 50,658.05                  | Regional & Consolidated School Tax         |                   |
| Financial Administration                      | 117,800.00                 | Delinquent Tax & Lien Collections  | 207,341.31                 | School Taxes in Municipal Budget           | .15 519,885.00    |
| Assessment of Taxes                           | 42,375.00                  | Business Personalty Replacement Taxes  | 977,859.00                 | County Taxes                               | .45 1,527,711.79  |
| Collection of Taxes                           | 44,700.00                  | Taxes from Public Utilities  | 617,662.03                 | County Library Taxes                       |                   |
| Planning, Housing & Development               | 20,000.00                  | Other Miscellaneous Tax Revenues   | 35,914.98                  | Local Municipal Purpose Taxes              | .73 2,498,261.18  |
| Human Resources                               |                            | State Aid Revenues   | 142,452.31                 | Veteran & Senior Citizen Taxes             | .04 123,940.00    |
| Elections                                     | 9,000.00                   | Federal Aid Revenues   |                            | Total Taxes for Rate Computation           | 2.75 9,398,482.47 |
| General Administration (other)                | 229,529.00                 | Sale of Acquired Property  | 21,500.00                  | Special District Taxes                     |                   |
| <b>JUDICIARY</b>                              |                            | Other Miscellaneous Revenues   | 418,342.28                 | Bank Stock Taxes                           | 66,389.37         |
| Municipal Courts                              | 42,250.00                  | 1969 Revenues  | Total 11,655,924.82        | Added and Omitted Taxes                    | 107,179.63        |
| <b>PUBLIC SAFETY</b>                          |                            | Prior Years Surplus Appropriated   | 910,000.00                 | Total Taxes Levied - ABSTRACT              | 9,448,111.47      |
| Fire Protection                               | 970,760.00                 | <b>REVENUES</b>  | <b>TOTAL</b> 12,565,924.82 | <b>TOTAL TAXES BILLED</b>                  | 9,459,934.25      |
| Police Protection                             | 939,202.00                 |  |                            | <b>1969 TAXES COLLECTED</b>                | 9,184,194.86      |
| Civil Defense & Disaster Control              | 2,050.00                   | <b>1969 REAL PROPERTY VALUATIONS</b>   |                            | 1969 Taxes Cancelled, Abated or Adjusted   | 39,651.83         |
| Environmental Inspection & Control            | 77,050.00                  | <u>Code</u> <u>Class</u> <u># of Parcels</u> <u>%VAL'N</u> <u>ASSESSED VALUATION</u> |                            | Transfer to Tax Title Liens or Foreclosed  | 4,324.18          |
| Other Public Safety                           |                            | 1 Vacant Land 688 2.48   | 6,531,000.00               | Balance Outstanding Dec. 31, 1969          | 231,763.38        |
| <b>PUBLIC WORKS</b>                           |                            | 2 Residential 4979 36.83   | 96,832,000.00              |  |                   |
| Streets and Drainage                          | 609,975.00                 | 3 Farm   |                            | <b>PRIOR YEARS TAXES OUTSTANDING</b>       |                   |
| Sewers and Sewage Processing                  | 359,209.90                 | 4a Commercial 875 27.59  | 72,533,800.00              | Balance January 1, 1969                    | 276,358.44        |
| Garbage and Trash Disposal                    | 301,865.00                 | 4b Industrial 235 11.59  | 30,463,300.00              | Collected in 1969                          | 207,341.31        |
| Public Buildings and Grounds                  | 233,975.00                 | 4c Apartments 170 21.50  | 56,532,700.00              | Cancelled, Abated or Adjusted (1969)       | 38.76             |
| Other Public Works                            |                            | Total 6947 99.99   | 262,892,800.00             | Transfers to Tax Title Liens or Foreclosed | 3,012.73          |
| <b>HEALTH and WELFARE</b>                     |                            |  |                            | Balance December 31, 1969                  | 65,965.64         |
| Health Services Except Environmental          | 60,852.00                  | <b>CAPITAL DEBT AUTHORIZED, DECEMBER 31, 1969</b>                                    |                            | <b>TAX TITLE LIENS OUTSTANDING</b>         |                   |
| Welfare-Public Assistance                     | 36,150.00                  | <b>ISSUED AND UNISSUED</b>   | <b>GROSS DEBT</b>          | Balance January 1, 1969                    | 24,411.28         |
| Hospitals, Clinics, First Aid                 | 23,202.00                  | School   | 8,379,000                  | Transfers From Taxes                       | 7,770.37          |
| Animal, Insect, & Rodent Control              | 6,830.00                   | Self-liquidating   | 349,242                    | Redeemed in 1969                           |                   |
| Other Welfare Services                        |                            | Other  | 2,600,242                  | Cancelled, Abated or Adjusted (1969)       | 22,375.79         |
| <b>RECREATION and CONSERVATION</b>            |                            | Total  | 11,328,485                 | Transfers to Foreclosed Property           |                   |
| Beaches and Boardwalks                        |                            | <b>ISSUED AND OUTSTANDING</b>  |                            | Balance December 31, 1969                  | 9,805.86          |
| Parks, Playgrounds, Shade Trees               | 85,520.00                  | School   | 8,236,000.00               | <b>PROPERTY ACQUIRED BY DEED OR</b>        |                   |
| Land Reclamation & Conservation               |                            | Self-Liquidating   | 349,000.00                 | <b>FORECLOSURE</b>                         |                   |
| Other Recreational Services                   | 8,000.00                   | Other  | 1,988,000.00               | Balance January 1, 1969                    | 204,132.00        |
| <b>EDUCATION (excluding schools)</b>          |                            | Total  | 10,573,000.00              | Transfers From Taxes or Liens              |                   |
| Libraries                                     | 199,619.43                 | <b>EQUALIZED VALUATION BASIS</b>   |                            | Sale for Cash (1969)                       | 200,500.00        |
| Other Educational Services                    | 42,885.00                  | <b>FOR NET DEBT COMPUTATION</b>  | 307,511,090.67             | Cancelled, Abated or Adjusted (1969)       |                   |
| <b>STATUTORY EXPENDITURES</b>                 |                            | 1969 CAPITAL OUTLAY  | <b>TOTAL</b> 315,741.80    | Balance December 31, 1969                  | 3,632.00          |
| Pensions & F.I.C.A.                           | 442,777.00                 | Beaches and Boardwalks   |                            | <b>CURRENT FINANCES DECEMBER 31, 1969</b>  |                   |
| Employee Fringe Benefits                      | 159,500.00                 | Parks and Playgrounds  |                            | <b>ASSETS</b>                              |                   |
| Other Statutory Expenditures                  |                            | Public Buildings and Grounds   | 200,254.28                 | Cash Dec. 31, 1969                         | 1,136,086.18      |
| <b>MUNICIPAL FUNCTIONS</b>                    | <b>TOTAL</b> 5,065,076.33  | Vehicular Equipment  | 113,863.79                 | Taxes Receivable                           | 297,729.02        |
| <b>CAPITAL IMPROVEMENTS</b>                   | 23,800.00                  | Streets, Roads, Sidewalks, Storm Sewers  |                            | Tax Title Liens                            | 9,805.86          |
| <b>DEBT SERVICE</b>                           |                            | Sewer System   |                            | Foreclosed Property                        | 3,632.00          |
| Principal Payments                            | 396,000.00                 | Water Service  |                            | Emergencies & Other Deferred Charges       | 69,000.00         |
| Interest Payments                             | 377,786.00                 | Other Utilities  |                            | State Aid Receivable                       | 78,964.00         |
| <b>TYPE I SCHL DEBT *MEMO</b>                 | 522,385.00                 | Hospitals and Clinics  |                            | Other Receivables                          | 201,349.39        |
| <b>DEFERRED CHARGES</b>                       | 23,801.12                  | Garbage and Trash Disposal Facilities  |                            | Total                                      | 1,796,566.45      |
| <b>SCHOOL, COUNTY, SPECIAL DISTRICT TAXES</b> | 6,776,281.29               | Health Equipment   |                            | <b>LIABILITIES</b>                         |                   |
| <b>RESERVE FOR UNCOLLECTED TAXES</b>          | 450,384.10                 | Library and Education Facilities   |                            | Cash Liabilities                           | 525,351.58        |
| <b>EXPENDITURES</b>                           | <b>TOTAL</b> 13,113,128.84 | Conservation and Recreation  |                            | Reserves for Receivables                   | 512,516.27        |
|   |                            | Other Expenditures   | 1,623.73                   | Surplus Dec. 31, 1969                      | 758,698.60        |
|   |                            |  |                            | <b>Total</b>                               | 1,796,566.45      |

2108  
Population 1960 5,276  
Population 1969 10,300  
Moody Rating  
Land Area 3.30 Sq. Miles

HACKETTSTOWN TOWN - WARREN COUNTY  
Net Valuation Taxable 40,195,442  
State Equalized Value 47,299,884  
General Tax Rate Per \$100. 4.90  
Net Valuation on Which County Taxes are apportioned: 50,610,640  
State Equalization Ratio .8498  
State Equalized General Tax Rate: 4.16

PER CAPITA:  
Gross Debt 483.04  
Net Debt 309.81  
Debt Service 2.48  
Total Tax Levy 193.89  
Municipal Expenditures 64.99

PER CENT:  
Gross Debt 11.66  
Net Debt 7.48  
Tax Levy Collected 95.34  
Tax Levy Cancelled, Abated or Adjusted .46

| 1969 EXPENDITURES                             |                           | 1969 REVENUES   |                           | 1969 PROPERTY TAX                               |                   |
|---|---------------------------|---|---------------------------|---|-------------------|
| <b>GENERAL GOVERNMENT</b>                     |                           | 1969 — Property Taxes Collected                           |                           | <b>STATE EQUALIZED TAX RATE</b>                 |                   |
| Governing Body & Public Boards                |                           |   | 1,907,979.07              | Local District School Taxes                     | 2.88 1,361,777.87 |
| Municipal Clerk                               |                           | 1969 Payments in Lieu of Taxes                            |                           | Regional & Consolidated School Tax              |                   |
| Financial Administration                      | 21,500.00                 | Delinquent Tax & Lien Collections                         | 80,155.51                 | School Taxes in Municipal Budget                |                   |
| Assessment of Taxes                           | 32,030.00                 | Business Personalty Replacement Taxes                     | 137,561.00                | County Taxes                                    | .77 363,698.11    |
| Collection of Taxes                           | 5,950.00                  | Taxes from Public Utilities                               | 77,004.94                 | County Library Taxes                            |                   |
| Planning, Housing & Development               | 4,110.00                  | Other Miscellaneous Tax Revenues                          |                           | Local Municipal Purpose Taxes                   | .43 204,689.82    |
| Human Resources                               |                           | State Aid Revenues  | 30,101.92                 | Veteran & Senior Citizen Taxes                  | .08 35,630.00     |
| Elections                                     |                           | Federal Aid Revenues                                      |                           | Total Taxes for Rate Computation                | 4.16 1,965,795.80 |
| General Administration (other)                | 43,805.88                 | Sale of Acquired Property                                 |                           | Special District Taxes                          |                   |
| <b>JUDICIARY</b>                              |                           | Other Miscellaneous Revenues                              | 50,169.32                 | Bank Stock Taxes                                | 6,606.86          |
| Municipal Courts                              | 5,265.00                  | 1969 Revenues   | 2,282,971.76              | Added and Omitted Taxes                         | 60,281.65         |
| <b>PUBLIC SAFETY</b>                          |                           | Prior Years Surplus Appropriated                          | 75,000.00                 | Total Taxes Levied - ABSTRACT                   | 1,997,054.31      |
| Fire Protection                               | 17,900.00                 | <b>REVENUES</b>   | <b>TOTAL</b> 2,357,971.76 | <b>TOTAL TAXES BILLED</b>                       | 2,001,269.54      |
| Police Protection                             | 109,550.00                |   |                           | <b>1969 TAXES COLLECTED</b>                     | 1,907,979.07      |
| Civil Defense & Disaster Control              | 200.00                    | <b>1969 REAL PROPERTY VALUATIONS</b>                      |                           | 1969 Taxes Cancelled, Abated or Adjusted        | 9,108.79          |
| Environmental Inspection & Control            | 4,854.58                  | Code Class # of Parcels %VAL'N                            | ASSESSED VALUATION        | Transfer to Tax Title Liens or Foreclosed       | 12,403.15         |
| Other Public Safety                           |                           | 1 Vacant Land 253 3.92                                    | 1,524,250.00              | Balance Outstanding Dec. 31, 1969               | 71,778.53         |
| <b>PUBLIC WORKS</b>                           |                           | 2 Residential 1680 61.29                                  | 23,852,925.00             | <b>PRIOR YEARS TAXES OUTSTANDING</b>            |                   |
| Streets and Drainage                          | 111,315.23                | 3 Farm 5 .13  | 50,900.00                 | Balance January 1, 1969                         | 71,621.91         |
| Sewers and Sewage Processing                  |                           | 4a Commercial 146 14.53                                   | 5,653,850.00              | Collected in 1969                               | 65,573.01         |
| Garbage and Trash Disposal                    | 3,100.00                  | 4b Industrial 13 13.91                                    | 5,413,350.00              | Cancelled, Abated or Adjusted (1969)            | 2,282.98          |
| Public Buildings and Grounds                  | 17,950.00                 | 4c Apartments 19 6.23                                     | 2,425,050.00              | Transfers to Tax Title Liens or Foreclosed      | 403.01            |
| Other Public Works                            |                           | Total 2116 100.01   | 38,920,325.00             | Balance December 31, 1969                       | 3,362.91          |
| <b>HEALTH and WELFARE</b>                     |                           | <b>CAPITAL DEBT AUTHORIZED, DECEMBER 31, 1969</b>         |                           | <b>TAX TITLE LIENS OUTSTANDING</b>              |                   |
| Health Services Except Environmental          | 5,100.00                  | <b>ISSUED AND UNISSUED</b>                                |                           | Balance January 1, 1969                         | 34,282.48         |
| Welfare-Public Assistance                     | 4,775.00                  | School  | GROSS DEBT 4,619,000      | Transfers From Taxes                            | 12,839.67         |
| Hospitals, Clinics, First Aid                 |                           | Self-liquidating  |                           | Redeemed in 1969                                | 14,582.50         |
| Animal, Insect, & Rodent Control              | 400.00                    | Other   | 356,281                   | Cancelled, Abated or Adjusted (1969)            |                   |
| Other Welfare Services                        |                           | Total   | 4,975,281                 | Transfers to Foreclosed Property                |                   |
| <b>RECREATION and CONSERVATION</b>            |                           | <b>ISSUED AND OUTSTANDING</b>                             |                           | Balance December 31, 1969                       | 32,539.65         |
| Beaches and Boardwalks                        |                           | School  | 1,832,000.00              | <b>PROPERTY ACQUIRED BY DEED OR FORECLOSURE</b> |                   |
| Parks, Playgrounds, Shade Trees               | 6,500.00                  | Self-Liquidating  |                           | Balance January 1, 1969                         |                   |
| Land Reclamation & Conservation               |                           | Other   | 203,000.00                | Transfers From Taxes or Liens                   |                   |
| Other Recreational Services                   | 32,196.76                 | Total   | 2,035,000.00              | Sale for Cash (1969)                            |                   |
| <b>EDUCATION (excluding schools)</b>          |                           | <b>EQUALIZED VALUATION BASIS FOR NET DEBT COMPUTATION</b> |                           | Cancelled, Abated or Adjusted (1969)            |                   |
| Libraries                                     | 18,000.00                 | 42,658,701.67   |                           | Balance December 31, 1969                       |                   |
| Other Educational Services                    |                           | <b>1969 CAPITAL OUTLAY</b>                                |                           | <b>CURRENT FINANCES DECEMBER 31, 1969</b>       |                   |
| <b>STATUTORY EXPENDITURES</b>                 |                           | <b>TOTAL</b> 107,185.69                                   |                           | <b>ASSETS</b>                                   |                   |
| Pensions & F.I.C.A.                           | 20,329.28                 | Beaches and Boardwalks                                    |                           | Cash Dec. 31, 1969                              | 513,763.47        |
| Employee Fringe Benefits                      | 5,665.42                  | Parks and Playgrounds                                     | 4,000.00                  | Taxes Receivable                                | 75,141.44         |
| Other Statutory Expenditures                  |                           | Public Buildings and Grounds                              | 21,500.00                 | Tax Title Liens                                 | 32,539.65         |
| <b>MUNICIPAL FUNCTIONS</b>                    | <b>TOTAL</b> 470,497.15   | Vehicular Equipment                                       | 9,853.00                  | Foreclosed Property                             |                   |
| <b>CAPITAL IMPROVEMENTS</b>                   | 59,261.80                 | Streets, Roads, Sidewalks, Storm Sewers                   | 63,457.69                 | Emergencies & Other Deferred Charges            | 35,853.55         |
| <b>DEBT SERVICE</b>                           |                           | Sewer System  |                           | State Aid Receivable                            | 8,440.00          |
| Principal Payments                            | 22,000.00                 | Water Service   |                           | Other Receivables                               | 4,221.20          |
| Interest Payments                             | 3,570.00                  | Other Utilities   |                           | Total   | 669,959.31        |
|   |                           | Hospitals and Clinics                                     |                           | <b>LIABILITIES</b>                              |                   |
| <b>DEFERRED CHARGES</b>                       | 11,379.18                 | Garbage and Trash Disposal Facilities                     |                           | Cash Liabilities                                | 383,270.62        |
| <b>SCHOOL, COUNTY, SPECIAL DISTRICT TAXES</b> | 1,725,475.98              | Health Equipment  |                           | Reserves for Receivables                        | 111,902.29        |
| <b>RESERVE FOR UNCOLLECTED TAXES</b>          | 102,677.80                | Library and Education Facilities                          | 4,000.00                  | Surplus Dec. 31, 1969                           | 174,786.40        |
|   |                           | Conservation and Recreation                               |                           | Total   | 669,959.31        |
| <b>EXPENDITURES</b>                           | <b>TOTAL</b> 2,394,861.91 | Other Expenditures  | 4,375.00                  |   |                   |

0416  
Population 1960 17,099  
Population 1969 18,990  
  
Moody Rating  
Land Area 2.75 Sq. Miles

HADDON TWP - CAMDEN COUNTY  
Net Valuation Taxable 43,139,150  
State Equalized Value 92,992,347  
Net Valuation on Which County Taxes  
are apportioned: 92,386,638  
State Equalization Ratio .4639  
  
General Tax Rate Per \$100. 8.48  
  
State Equalized  
General Tax Rate: 3.93

PER CAPITA:  
Gross Debt 155.22  
Net Debt 27.12  
Debt Service 2.31  
Total Tax Levy 193.97  
Municipal Expenditures 59.71

PER CENT:  
Gross Debt 3.31  
Net Debt .58  
Tax Levy Collected 95.48  
Tax Levy Cancelled, Abated  
or Adjusted .11

| 1969 EXPENDITURES                      |                     | 1969 REVENUES                                     |                     | 1969 PROPERTY TAX                                 |                   |
|--|---------------------|---|---------------------|---|-------------------|
| <b>GENERAL GOVERNMENT</b>              |                     | 1969 — Property Taxes Collected 3,522,234.38      |                     | <b>STATE EQUALIZED TAX RATE</b> 2.33 2,168,630.12 |                   |
| Governing Body & Public Boards         |                     | 1969 Payments in Lieu of Taxes                    |                     | Local District School Taxes                       |                   |
| Municipal Clerk                        |                     | Delinquent Tax & Lien Collections                 | 202,294.27          | Regional & Consolidated School Tax                |                   |
| Financial Administration               | 66,734.00           | Business Personalty Replacement Taxes             | 51,491.00           | School Taxes in Municipal Budget                  |                   |
| Assessment of Taxes                    | 6,695.00            | Taxes from Public Utilities                       | 192,337.96          | County Taxes                                      | .93 866,767.92    |
| Collection of Taxes                    | 24,334.00           | Other Miscellaneous Tax Revenues                  |                     | County Library Taxes                              | .02 19,104.60     |
| Planning, Housing & Development        | 3,530.00            | State Aid Revenues                                | 78,478.65           | Local Municipal Purpose Taxes                     | .52 483,044.00    |
| Human Resources                        |                     | Federal Aid Revenues                              |                     | Veteran & Senior Citizen Taxes                    | .13 118,420.00    |
| Elections                              | 2,735.00            | Sale of Acquired Property                         |                     | Total Taxes for Rate Computation                  | 3.93 3,655,966.64 |
| General Administration (other)         | 8,150.00            | Other Miscellaneous Revenues                      | 90,849.07           | Special District Taxes                            | 74,301.73         |
| <b>JUDICIARY</b>                       |                     | 1969 Revenues Total                               | 4,137,685.33        | Bank Stock Taxes                                  | 6,456.00          |
| Municipal Courts                       | 8,450.00            | Prior Years Surplus Appropriated                  | 200,000.00          | Added and Omitted Taxes                           | 65,254.84         |
| <b>PUBLIC SAFETY</b>                   |                     | <b>REVENUES TOTAL</b>                             | <b>4,337,685.33</b> | Total Taxes Levied - ABSTRACT                     | 3,683,559.21      |
| Fire Protection                        | 12,910.00           | <b>1969 REAL PROPERTY VALUATIONS</b>              |                     | <b>TOTAL TAXES BILLED</b>                         | 3,688,783.28      |
| Police Protection                      | 226,007.00          | Code Class # of Parcels %VAL'N ASSESSED VALUATION |                     | 1969 TAXES COLLECTED                              | 3,522,234.38      |
| Civil Defense & Disaster Control       | 2,628.00            | 1 Vacant Land 314 1.62 691,900.00                 |                     | 1969 Taxes Cancelled, Abated or Adjusted          | 4,241.17          |
| Environmental Inspection & Control     | 3,745.00            | 2 Residential 4523 76.17 32,621,900.00            |                     | Transfer to Tax Title Liens or Foreclosed         | 8,935.23          |
| Other Public Safety                    |                     | 3 Farm  |                     | Balance Outstanding Dec. 31, 1969                 | 153,372.50        |
| <b>PUBLIC WORKS</b>                    |                     | 4a Commercial 264 10.18 4,359,175.00              |                     | <b>PRIOR YEARS TAXES OUTSTANDING</b>              |                   |
| Streets and Drainage                   | 195,884.00          | 4b Industrial 26 1.20 514,525.00                  |                     | Balance January 1, 1969                           | 208,016.17        |
| Sewers and Sewage Processing           |                     | 4c Apartments 18 10.84 4,643,025.00               |                     | Collected in 1969                                 | 201,891.19        |
| Garbage and Trash Disposal             | 79,410.00           | Total 5145 100.01 42,830,525.00                   |                     | Cancelled, Abated or Adjusted (1969)              | 5,605.84          |
| Public Buildings and Grounds           | 18,800.00           | <b>CAPITAL DEBT AUTHORIZED, DECEMBER 31, 1969</b> |                     | Transfers to Tax Title Liens or Foreclosed        | 515.02            |
| Other Public Works                     | 2,330.00            | <b>ISSUED AND UNISSUED</b>                        |                     | Balance December 31, 1969                         | 4.12              |
| <b>HEALTH and WELFARE</b>              |                     | <b>GROSS DEBT NET DEBT</b>                        |                     | <b>TAX TITLE LIENS OUTSTANDING</b>                |                   |
| Health Services Except Environmental   | 1,200.00            | School 2,248,000                                  |                     | Balance January 1, 1969                           | 24,795.39         |
| Welfare-Public Assistance              | 3,150.00            | Self-liquidating 458,935                          | 274,439             | Transfers From Taxes                              | 9,486.02          |
| Hospitals, Clinics, First Aid          |                     | Other 240,615                                     | 240,615             | Redeemed in 1969                                  | 403.08            |
| Animal, Insect, & Rodent Control       |                     | Total 2,947,550                                   | 515,055             | Cancelled, Abated or Adjusted (1969)              | 6,570.41          |
| Other Welfare Services                 |                     | <b>ISSUED AND OUTSTANDING</b>                     |                     | Transfers to Foreclosed Property                  | 27,307.92         |
| <b>RECREATION and CONSERVATION</b>     |                     | School 1,831,000.00                               |                     | Balance December 31, 1969                         |                   |
| Beaches and Boardwalks                 |                     | Self-Liquidating 267,000.00                       |                     | <b>PROPERTY ACQUIRED BY DEED OR</b>               |                   |
| Parks, Playgrounds, Shade Trees        | 11,355.00           | Other   |                     | <b>FORECLOSURE</b>                                |                   |
| Land Reclamation & Conservation        |                     | Total 2,098,000.00                                |                     | Balance January 1, 1969                           | 39,094.00         |
| Other Recreational Services            | 11,589.00           | <b>EQUALIZED VALUATION BASIS</b>                  |                     | Transfers From Taxes or Liens                     | 21,225.00         |
| <b>EDUCATION (excluding schools)</b>   |                     | <b>FOR NET DEBT COMPUTATION</b>                   |                     | Sale for Cash (1969)                              |                   |
| Libraries                              |                     | 88,939,669.67                                     |                     | Cancelled, Abated or Adjusted (1969)              |                   |
| Other Educational Services             | 24,000.00           | <b>1969 CAPITAL OUTLAY TOTAL</b>                  |                     | Balance December 31, 1969                         | 60,319.00         |
| <b>STATUTORY EXPENDITURES</b>          |                     | Beaches and Boardwalks                            | 63,967.58           | <b>CURRENT FINANCES DECEMBER 31, 1969</b>         |                   |
| Pensions & F.I.C.A.                    | 53,600.00           | Parks and Playgrounds                             |                     | <b>ASSETS</b>                                     |                   |
| Employee Fringe Benefits               | 15,300.00           | Public Buildings and Grounds                      |                     | Cash Dec. 31, 1969                                | 733,338.83        |
| Other Statutory Expenditures           |                     | Vehicular Equipment                               | 14,094.00           | Taxes Receivable                                  | 153,376.62        |
| <b>MUNICIPAL FUNCTIONS</b>             |                     | Streets, Roads, Sidewalks, Storm Sewers           | 34,928.16           | Tax Title Liens                                   | 27,307.92         |
| <b>CAPITAL IMPROVEMENTS</b>            |                     | Sewer System                                      |                     | Foreclosed Property                               | 60,319.00         |
| <b>DEBT SERVICE</b>                    |                     | Water Service                                     | 14,945.42           | Emergencies & Other Deferred Charges              | 4,500.00          |
| Principal Payments                     | 42,000.00           | Other Utilities                                   |                     | State Aid Receivable                              | 8,574.70          |
| Interest Payments                      | 1,890.00            | Hospitals and Clinics                             |                     | Other Receivables                                 | 192,329.03        |
| <b>DEFERRED CHARGES</b>                |                     | Garbage and Trash Disposal Facilities             |                     | Total   | 1,179,746.10      |
| SCHOOL, COUNTY, SPECIAL DISTRICT TAXES | 3,128,804.37        | Health Equipment                                  |                     | <b>LIABILITIES</b>                                |                   |
| RESERVE FOR UNCOLLECTED TAXES          | 287,979.48          | Library and Education Facilities                  |                     | Cash Liabilities                                  | 176,932.51        |
| <b>EXPENDITURES</b>                    |                     | Conservation and Recreation                       |                     | Reserves for Receivables                          | 433,332.57        |
| <b>TOTAL</b>                           | <b>4,262,694.37</b> | Other Expenditures                                |                     | Surplus Dec. 31, 1969                             | 569,481.02        |
|  |                     |   |                     | Total   | 1,179,746.10      |

0417  
Population 1960 13,201  
Population 1969 14,410  
S & P Rating AA  
Moody Rating AA  
Land Area 2.60 Sq Miles

HADDONFIELD BORO - CAMDEN COUNTY  
Net Valuation Taxable 40,782,974  
State Equalized Value 106,733,771 General Tax Rate Per \$100. 8.96  
Net Valuation on Which County Taxes are apportioned: 101,280,188 State Equalized  
State Equalization Ratio .3821 General Tax Rate: 3.42

PER CAPITA:  
Gross Debt 402.72  
Net Debt 81.38  
Debt Service 4.72  
Total Tax Levy 249.12  
Municipal Expenditures 86.35

PER CENT:  
Gross Debt 5.91  
Net Debt 1.19  
Tax Levy Collected 97.69  
Tax Levy Cancelled, Abated or Adjusted .08

| 1969 EXPENDITURES                      |                     | 1969 REVENUES                                |              | 1969 PROPERTY TAX                          |                   |
|--|---------------------|--|--------------|--|-------------------|
| <b>GENERAL GOVERNMENT</b>              |                     | 1969 — Property Taxes Collected 3,510,098.85 |              | <b>STATE EQUALIZED TAX RATE</b>            |                   |
| Governing Body & Public Boards         |                     | 1969 Payments in Lieu of Taxes               | 79,980.33    | Local District School Taxes                | 1.90 2,024,067.38 |
| Municipal Clerk                        |                     | Delinquent Tax & Lien Collections            | 47,323.00    | Regional & Consolidated School Tax         |                   |
| Financial Administration               | 33,985.98           | Business Personalty Replacement Taxes        | 180,398.14   | School Taxes in Municipal Budget           |                   |
| Assessment of Taxes                    | 10,728.23           | Taxes from Public Utilities                  | 84,897.00    | County Taxes                               | .89 950,547.56    |
| Collection of Taxes                    | 28,224.07           | Other Miscellaneous Tax Revenues             | 137,967.32   | County Library Taxes                       |                   |
| Planning, Housing & Development        | 5,657.90            | State Aid Revenues                           | 4,040,664.64 | Local Municipal Purpose Taxes              | .55 590,394.31    |
| Human Resources                        |                     | Federal Aid Revenues                         | 197,000.00   | Veteran & Senior Citizen Taxes             | .08 85,960.00     |
| Elections                              | 4,450.00            | Sale of Acquired Property                    | 4,237,664.64 | Total Taxes for Rate Computation           | 3.42 3,650,969.25 |
| General Administration (other)         | 46,640.97           | Other Miscellaneous Revenues                 |              | Special District Taxes                     |                   |
| <b>JUDICIARY</b>                       |                     | 1969 Revenues                                | Total        | Bank Stock Taxes                           | 15,255.69         |
| Municipal Courts                       | 10,393.02           | Prior Years Surplus Appropriated             | 197,000.00   | Added and Omitted Taxes                    | 9,497.68          |
| <b>PUBLIC SAFETY</b>                   |                     | <b>REVENUES</b>                              | <b>TOTAL</b> | Total Taxes Levied - ABSTRACT              | 3,589,762.62      |
| Fire Protection                        | 56,773.24           |  |              | <b>TOTAL TAXES BILLED</b>                  | 3,593,185.48      |
| Police Protection                      | 285,022.76          |  |              | 1969 TAXES COLLECTED                       | 3,510,098.85      |
| Civil Defense & Disaster Control       | 1,392.20            |  |              | 1969 Taxes Cancelled, Abated or Adjusted   | 2,894.71          |
| Environmental Inspection & Control     | 8,621.74            |  |              | Transfer to Tax Title Liens or Foreclosed  | 721.28            |
| Other Public Safety                    |                     |  |              | Balance Outstanding Dec. 31, 1969          | 79,470.64         |
| <b>PUBLIC WORKS</b>                    |                     |  |              | <b>PRIOR YEARS TAXES OUTSTANDING</b>       |                   |
| Streets and Drainage                   | 105,992.78          |  |              | Balance January 1, 1969                    | 81,712.46         |
| Sewers and Sewage Processing           |                     |  |              | Collected in 1969                          | 79,980.33         |
| Garbage and Trash Disposal             | 66,746.68           |  |              | Cancelled, Abated or Adjusted (1969)       | 1,018.90          |
| Public Buildings and Grounds           | 58,130.61           |  |              | Transfers to Tax Title Liens or Foreclosed | 713.23            |
| Other Public Works                     | 1,800.00            |  |              | Balance December 31, 1969                  |                   |
| <b>HEALTH and WELFARE</b>              |                     |  |              | <b>TAX TITLE LIENS OUTSTANDING</b>         |                   |
| Health Services Except Environmental   | 14,488.61           |  |              | Balance January 1, 1969                    | 713.23            |
| Welfare-Public Assistance              | 1,054.92            |  |              | Transfers From Taxes                       | 1,434.51          |
| Hospitals, Clinics, First Aid          |                     |  |              | Redeemed in 1969                           |                   |
| Animal, Insect, & Rodent Control       |                     |  |              | Cancelled, Abated or Adjusted (1969)       | 713.23            |
| Other Welfare Services                 |                     |  |              | Transfers to Foreclosed Property           |                   |
| <b>RECREATION and CONSERVATION</b>     |                     |  |              | Balance December 31, 1969                  | 1,434.51          |
| Beaches and Boardwalks                 |                     |  |              | <b>PROPERTY ACQUIRED BY DEED OR</b>        |                   |
| Parks, Playgrounds, Shade Trees        | 24,375.52           |  |              | <b>FORECLOSURE</b>                         |                   |
| Land Reclamation & Conservation        |                     |  |              | Balance January 1, 1969                    | 16,350.00         |
| Other Recreational Services            | 16,425.11           |  |              | Transfers From Taxes or Liens              |                   |
| <b>EDUCATION (excluding schools)</b>   |                     |  |              | Sale for Cash (1969)                       |                   |
| Libraries                              |                     |  |              | Cancelled, Abated or Adjusted (1969)       |                   |
| Other Educational Services             | 84,853.18           |  |              | Balance December 31, 1969                  | 16,350.00         |
| <b>STATUTORY EXPENDITURES</b>          |                     |  |              | <b>CURRENT FINANCES DECEMBER 31, 1969</b>  |                   |
| Pensions & F.I.C.A.                    | 76,671.42           |  |              | <b>ASSETS</b>                              |                   |
| Employee Fringe Benefits               | 8,907.82            |  |              | Cash Dec. 31, 1969                         | 910,699.04        |
| Other Statutory Expenditures           |                     |  |              | Taxes Receivable                           | 79,470.64         |
| <b>MUNICIPAL FUNCTIONS</b>             |                     |  |              | Tax Title Liens                            | 1,434.51          |
| <b>CAPITAL IMPROVEMENTS</b>            |                     |  |              | Foreclosed Property                        | 16,350.00         |
| <b>DEBT SERVICE</b>                    |                     |  |              | Emergencies & Other Deferred Charges       | 14,014.47         |
| Principal Payments                     | 64,210.00           |  |              | State Aid Receivable                       | 37,684.00         |
| Interest Payments                      | 3,755.68            |  |              | Other Receivables                          |                   |
| <b>DEFERRED CHARGES</b>                |                     |  |              | Total                                      | 1,059,652.66      |
| SCHOOL, COUNTY, SPECIAL DISTRICT TAXES | 7,000.00            |  |              | <b>LIABILITIES</b>                         |                   |
| <b>RESERVE FOR UNCOLLECTED TAXES</b>   |                     |  |              | Cash Liabilities                           | 698,710.86        |
|  | 2,974,614.94        |  |              | Reserves for Receivables                   | 97,255.15         |
|  | 127,039.46          |  |              | Surplus Dec. 31, 1969                      | 263,686.65        |
| <b>EXPENDITURES</b>                    |                     |  |              | Total                                      | 1,059,652.66      |
| <b>TOTAL</b>                           | <b>4,218,892.42</b> |  |              |  |                   |

0418  
Population 1960 9,260  
Population 1969 9,940  
  
Moody Rating  
Land Area 1.52 Sq. Miles

HADDON HEIGHTS BORO - CAMDEN COUNTY  
Net Valuation Taxable 19,642,834  
State Equalized Value 50,160,454  
Net Valuation on Which County Taxes  
are apportioned: 49,088,222  
State Equalization Ratio .3916  
  
General Tax Rate Per \$100. 9.10  
  
State Equalized  
General Tax Rate: 3.56

PER CAPITA:  
Gross Debt 194.63  
Net Debt 37.09  
Debt Service 4.21  
Total Tax Levy 174.00  
Municipal Expenditures 65.32

PER CENT:  
Gross Debt 4.03  
Net Debt .77  
Tax Levy Collected 99.47  
Tax Levy Cancelled, Abated  
or Adjusted .02

| 1969 EXPENDITURES                             |                           | 1969 REVENUES                                     |                           | 1969 PROPERTY TAX                          |                   |
|---|---------------------------|---|---------------------------|--|-------------------|
| <b>GENERAL GOVERNMENT</b>                     |                           | 1969 — Property Taxes Collected                   |                           | <b>STATE EQUALIZED TAX RATE</b>            |                   |
| Governing Body & Public Boards                |                           | 1969 Payments in Lieu of Taxes                    | 1,719,066.36              | Local District School Taxes                | 1.85 929,528.50   |
| Municipal Clerk                               |                           | Delinquent Tax & Lien Collections                 | 8,289.99                  | Regional & Consolidated School Tax         |                   |
| Financial Administration                      | 15,680.00                 | Business Personalty Replacement Taxes             | 11,662.37                 | School Taxes in Municipal Budget           |                   |
| Assessment of Taxes                           | 9,065.00                  | Taxes from Public Utilities                       | 22,628.00                 | County Taxes                               | .92 461,114.69    |
| Collection of Taxes                           | 11,100.00                 | Other Miscellaneous Tax Revenues                  | 143,550.67                | County Library Taxes                       |                   |
| Planning, Housing & Development               | 2,700.00                  | State Aid Revenues                                | 42,780.52                 | Local Municipal Purpose Taxes              | .66 330,740.91    |
| Human Resources                               |                           | Federal Aid Revenues                              |                           | Veteran & Senior Citizen Taxes             | .13 67,220.00     |
| Elections                                     |                           | Sale of Acquired Property                         |                           | Total Taxes for Rate Computation           | 3.56 1,788,604.10 |
| General Administration (other)                | 28,450.00                 | Other Miscellaneous Revenues                      | 25,572.57                 | Special District Taxes                     |                   |
| <b>JUDICIARY</b>                              |                           | 1969 Revenues                                     | 1,973,550.48              | Bank Stock Taxes                           | 4,682.25          |
| Municipal Courts                              | 4,370.00                  | Prior Years Surplus Appropriated                  | 53,000.00                 | Added and Omitted Taxes                    | 3,447.56          |
| <b>PUBLIC SAFETY</b>                          |                           | <b>REVENUES</b>                                   | <b>TOTAL</b> 2,026,550.48 | Total Taxes Levied - ABSTRACT              | 1,729,513.91      |
| Fire Protection                               | 25,125.00                 | 1969 REAL PROPERTY VALUATIONS                     |                           | <b>TOTAL TAXES BILLED</b>                  | 1,728,157.42      |
| Police Protection                             | 159,550.00                | Code Class # of Parcels %VAL'N                    | ASSESSED VALUATION        | 1969 TAXES COLLECTED                       | 1,719,066.36      |
| Civil Defense & Disaster Control              | 1,615.00                  | 1 Vacant Land 69 .43                              | 84,025.00                 | 1969 Taxes Cancelled, Abated or Adjusted   | 430.00            |
| Environmental Inspection & Control            | 4,275.00                  | 2 Residential 2505 85.77                          | 16,680,550.00             | Transfer to Tax Title Liens or Foreclosed  |                   |
| Other Public Safety                           |                           | 3 Farm  |                           | Balance Outstanding Dec. 31, 1969          | 8,661.06          |
| <b>PUBLIC WORKS</b>                           |                           | 4a Commercial 81 10.21                            | 1,985,150.00              | <b>PRIOR YEARS TAXES OUTSTANDING</b>       |                   |
| Streets and Drainage                          | 66,750.00                 | 4b Industrial 2 .32                               | 62,600.00                 | Balance January 1, 1969                    | 11,662.37         |
| Sewers and Sewage Processing                  | 42,370.00                 | 4c Apartments 16 3.27                             | 635,750.00                | Collected in 1969                          | 11,662.37         |
| Garbage and Trash Disposal                    | 40,450.00                 | Total 2673 100.00                                 | 19,448,075.00             | Cancelled, Abated or Adjusted (1969)       |                   |
| Public Buildings and Grounds                  | 14,000.00                 |   |                           | Transfers to Tax Title Liens or Foreclosed |                   |
| Other Public Works                            |                           |   |                           | Balance December 31, 1969                  |                   |
| <b>HEALTH and WELFARE</b>                     |                           | <b>CAPITAL DEBT AUTHORIZED, DECEMBER 31, 1969</b> |                           | <b>TAX TITLE LIENS OUTSTANDING</b>         |                   |
| Health Services Except Environmental          | 650.00                    | <b>ISSUED AND UNISSUED</b>                        |                           | Balance January 1, 1969                    |                   |
| Welfare-Public Assistance                     | 1,275.00                  | School  | 1,566,000                 | Transfers From Taxes                       |                   |
| Hospitals, Clinics, First Aid                 | 3,225.00                  | Self-liquidating                                  | 368,650                   | Redeemed in 1969                           |                   |
| Animal, Insect, & Rodent Control              |                           | Other   | 368,650                   | Cancelled, Abated or Adjusted (1969)       |                   |
| Other Welfare Services                        |                           | Total   | 1,934,650                 | Transfers to Foreclosed Property           |                   |
| <b>RECREATION and CONSERVATION</b>            |                           |   |                           | Balance December 31, 1969                  |                   |
| Beaches and Boardwalks                        |                           | <b>ISSUED AND OUTSTANDING</b>                     |                           | <b>PROPERTY ACQUIRED BY DEED OR</b>        |                   |
| Parks, Playgrounds, Shade Trees               | 16,740.00                 | School  | 593,000.00                | <b>FORECLOSURE</b>                         |                   |
| Land Reclamation & Conservation               |                           | Self-Liquidating                                  |                           | Balance January 1, 1969                    | 43,000.00         |
| Other Recreational Services                   | 3,650.00                  | Other   | 344,900.00                | Transfers From Taxes or Liens              |                   |
| <b>EDUCATION (excluding schools)</b>          |                           | Total   | 937,900.00                | Sale for Cash (1969)                       |                   |
| Libraries                                     | 33,685.00                 | <b>EQUALIZED VALUATION BASIS</b>                  |                           | Cancelled, Abated or Adjusted (1969)       |                   |
| Other Educational Services                    |                           | <b>FOR NET DEBT COMPUTATION</b>                   | 48,046,233.00             | Balance December 31, 1969                  | 43,000.00         |
| <b>STATUTORY EXPENDITURES</b>                 |                           | 1969 CAPITAL OUTLAY                               | 16,801.78                 | <b>CURRENT FINANCES DECEMBER 31, 1969</b>  |                   |
| Pensions & F.I.C.A.                           | 52,163.13                 | Beaches and Boardwalks                            |                           | <b>ASSETS</b>                              |                   |
| Employee Fringe Benefits                      | 17,550.00                 | Parks and Playgrounds                             | 429.24                    | Cash Dec. 31, 1969                         | 583,082.95        |
| Other Statutory Expenditures                  |                           | Public Buildings and Grounds                      | 3,639.40                  | Taxes Receivable                           | 8,661.06          |
| <b>MUNICIPAL FUNCTIONS</b>                    | <b>TOTAL</b> 554,438.13   | Vehicular Equipment                               | 10,831.34                 | Tax Title Liens                            |                   |
| <b>CAPITAL IMPROVEMENTS</b>                   | 16,000.00                 | Streets, Roads, Sidewalks, Storm Sewers           | 52.50                     | Foreclosed Property                        | 43,000.00         |
| <b>DEBT SERVICE</b>                           |                           | Sewer System                                      | 1,849.30                  | Emergencies & Other Deferred Charges       | 2,500.00          |
| Principal Payments                            | 28,300.00                 | Water Service                                     |                           | State Aid Receivable                       | 22,171.00         |
| Interest Payments                             | 13,575.50                 | Other Utilities                                   |                           | Other Receivables                          | 275.79            |
|   |                           | Hospitals and Clinics                             |                           | Total                                      | 659,690.80        |
| <b>DEFERRED CHARGES</b>                       | 2,227.00                  | Garbage and Trash Disposal Facilities             |                           | <b>LIABILITIES</b>                         |                   |
| <b>SCHOOL, COUNTY, SPECIAL DISTRICT TAXES</b> | 1,390,643.19              | Health Equipment                                  |                           | Cash Liabilities                           | 526,108.53        |
| <b>RESERVE FOR UNCOLLECTED TAXES</b>          | 34,691.53                 | Library and Education Facilities                  |                           | Reserves for Receivables                   | 51,936.85         |
|   |                           | Conservation and Recreation                       |                           | Surplus Dec. 31, 1969                      | 81,645.42         |
| <b>EXPENDITURES</b>                           | <b>TOTAL</b> 2,039,875.35 | Other Expenditures                                |                           | Total                                      | 659,690.80        |



|                 |                |                                     |                     |                             |                        |             |
|-----------------|----------------|-------------------------------------|---------------------|-----------------------------|------------------------|-------------|
| 0316            | HAINESPORT TWP |                                     | - BURLINGTON COUNTY |                             | PER CAPITA:            | PER CENT:   |
| Population 1960 | 3,271          | Net Valuation Taxable               | 13,316,630          |                             | Gross Debt             | 5.69        |
| Population 1969 | 3,600          | State Equalized Value               | 14,577,591          | General Tax Rate Per \$100. | Net Debt               | .28         |
|                 |                | Net Valuation on Which County Taxes |                     |                             | Tax Levy Collected     | 85.98       |
| Moody Rating    |                | are apportioned:                    | 15,125,003          | State Equalized             | Total Tax Levy         | 148.49      |
| Land Area       | 6.68 Sq. Miles | State Equalization Ratio            | .9135               | General Tax Rate:           | Municipal Expenditures | 65.10       |
|                 |                |                                     |                     |                             |                        | or Adjusted |

| 1969 EXPENDITURES                      |                   | 1969 REVENUES                         |                         | 1969 PROPERTY TAX                          |                   |
|--|-------------------|---------------------------------------|-------------------------|--|-------------------|
| <b>GENERAL GOVERNMENT</b>              |                   | 1969 — Property Taxes Collected       |                         | <b>STATE EQUALIZED TAX RATE</b>            |                   |
| Governing Body & Public Boards         |                   | 1969 Payments in Lieu of Taxes        | 460,846.06              | Local District School Taxes                | 1.55 225,870.00   |
| Municipal Clerk                        |                   | Delinquent Tax & Lien Collections     | 75,096.72               | Regional & Consolidated School Tax         | 1.34 194,853.58   |
| Financial Administration               | 6,450.00          | Business Personalty Replacement Taxes | 30,428.00               | School Taxes in Municipal Budget           |                   |
| Assessment of Taxes                    | 600.00            | Taxes from Public Utilities           | 34,931.80               | County Taxes                               | .60 86,907.44     |
| Collection of Taxes                    | 6,320.00          | Other Miscellaneous Tax Revenues      |                         | County Library Taxes                       | .03 3,852.74      |
| Planning, Housing & Development        | 800.00            | State Aid Revenues                    | 17,913.56               | Local Municipal Purpose Taxes              | .13 19,176.75     |
| Human Resources                        |                   | Federal Aid Revenues                  |                         | Veteran & Senior Citizen Taxes             | .14 20,810.00     |
| Elections                              | 1,000.00          | Sale of Acquired Property             |                         | Total Taxes for Rate Computation           | 3.79 551,470.51   |
| General Administration (other)         | 15,280.00         | Other Miscellaneous Revenues          | 23,591.43               | Special District Taxes                     |                   |
| <b>JUDICIARY</b>                       |                   | 1969 Revenues                         | Total 642,807.57        | Bank Stock Taxes                           |                   |
| Municipal Courts                       | 2,260.00          | Prior Years Surplus Appropriated      | 50,000.00               | Added and Omitted Taxes                    | 3,889.43          |
| <b>PUBLIC SAFETY</b>                   |                   | <b>REVENUES</b>                       | <b>TOTAL 692,807.57</b> | Total Taxes Levied - ABSTRACT              | 534,549.94        |
| Fire Protection                        | 10,200.00         |                                       |                         | <b>TOTAL TAXES BILLED</b>                  | 536,008.67        |
| Police Protection                      | 11,450.00         |                                       |                         | 1969 TAXES COLLECTED                       | 460,846.06        |
| Civil Defense & Disaster Control       | 1,240.00          |                                       |                         | 1969 Taxes Cancelled, Abated or Adjusted   |                   |
| Environmental Inspection & Control     | 1,150.00          |                                       |                         | Transfer to Tax Title Liens or Foreclosed  |                   |
| Other Public Safety                    |                   |                                       |                         | Balance Outstanding Dec. 31, 1969          | 75,162.61         |
| <b>PUBLIC WORKS</b>                    |                   |                                       |                         | <b>PRIOR YEARS TAXES OUTSTANDING</b>       |                   |
| Streets and Drainage                   | 33,415.49         |                                       |                         | Balance January 1, 1969                    | 83,771.97         |
| Sewers and Sewage Processing           | 937.61            |                                       |                         | Collected in 1969                          | 71,836.45         |
| Garbage and Trash Disposal             | 15,000.00         |                                       |                         | Cancelled, Abated or Adjusted (1969)       |                   |
| Public Buildings and Grounds           | 4,600.00          |                                       |                         | Transfers to Tax Title Liens or Foreclosed |                   |
| Other Public Works                     |                   |                                       |                         | Balance December 31, 1969                  | 11,935.52         |
| <b>HEALTH and WELFARE</b>              |                   |                                       |                         | <b>TAX TITLE LIENS OUTSTANDING</b>         |                   |
| Health Services Except Environmental   | 1,100.00          |                                       |                         | Balance January 1, 1969                    | 13,701.34         |
| Welfare-Public Assistance              | 1,128.00          |                                       |                         | Transfers From Taxes                       |                   |
| Hospitals, Clinics, First Aid          |                   |                                       |                         | Redeemed in 1969                           | 3,260.27          |
| Animal, Insect, & Rodent Control       |                   |                                       |                         | Cancelled, Abated or Adjusted (1969)       |                   |
| Other Welfare Services                 |                   |                                       |                         | Transfers to Foreclosed Property           |                   |
| <b>RECREATION and CONSERVATION</b>     |                   |                                       |                         | Balance December 31, 1969                  | 10,441.07         |
| Beaches and Boardwalks                 |                   |                                       |                         | <b>PROPERTY ACQUIRED BY DEED OR</b>        |                   |
| Parks, Playgrounds, Shade Trees        |                   |                                       |                         | <b>FORECLOSURE</b>                         |                   |
| Land Reclamation & Conservation        |                   |                                       |                         | Balance January 1, 1969                    | 1,312.00          |
| Other Recreational Services            |                   |                                       |                         | Transfers From Taxes or Liens              |                   |
| <b>EDUCATION (excluding schools)</b>   |                   |                                       |                         | Sale for Cash (1969)                       |                   |
| Libraries                              |                   |                                       |                         | Cancelled, Abated or Adjusted (1969)       |                   |
| Other Educational Services             |                   |                                       |                         | Balance December 31, 1969                  | 1,312.00          |
| <b>STATUTORY EXPENDITURES</b>          |                   |                                       |                         | <b>CURRENT FINANCES DECEMBER 31, 1969</b>  |                   |
| Pensions & F.I.C.A.                    | 2,350.00          |                                       |                         | <b>ASSETS</b>                              |                   |
| Employee Fringe Benefits               |                   |                                       |                         | Cash Dec. 31, 1969                         | 188,572.91        |
| Other Statutory Expenditures           |                   |                                       |                         | Taxes Receivable                           | 87,098.13         |
| <b>MUNICIPAL FUNCTIONS</b>             |                   |                                       |                         | Tax Title Liens                            | 10,441.07         |
| <b>CAPITAL IMPROVEMENTS</b>            |                   |                                       |                         | Foreclosed Property                        | 1,312.00          |
| <b>DEBT SERVICE</b>                    |                   |                                       |                         | Emergencies & Other Deferred Charges       | 210,108.13        |
| Principal Payments                     | 5,000.00          |                                       |                         | State Aid Receivable                       | 11,299.00         |
| Interest Payments                      | 1,068.75          |                                       |                         | Other Receivables                          | 4,630.36          |
| <b>DEFERRED CHARGES</b>                |                   |                                       |                         | Total                                      | 513,461.60        |
| SCHOOL, COUNTY, SPECIAL DISTRICT TAXES | 511,483.76        |                                       |                         | <b>LIABILITIES</b>                         |                   |
| RESERVE FOR UNCOLLECTED TAXES          | 108,000.00        |                                       |                         | Cash Liabilities                           | 52,037.78         |
| <b>EXPENDITURES</b>                    |                   |                                       |                         | Reserves for Receivables                   | 313,416.59        |
| <b>TOTAL</b>                           | <b>745,833.61</b> |                                       |                         | Surplus Dec. 31, 1969                      | 148,007.23        |
|  |                   |                                       |                         | <b>TOTAL</b>                               | <b>513,461.60</b> |

1603  
Population 1960 6,161  
Population 1969 7,210  
Moody Rating  
Land Area 1.30 Sq. Miles

HALEDON BORC  
Net Valuation Taxable 37,828,834  
State Equalized Value 45,298,567  
Net Valuation on Which County Taxes  
are apportioned: 46,207,952  
State Equalization Ratio .8351

- PASSAIC COUNTY  
General Tax Rate Per \$100. 3.08  
State Equalized  
General Tax Rate: 2.57

PER CAPITA:  
Gross Debt 265.66  
Net Debt 34.05  
Debt Service 1.32  
Total Tax Levy 157.03  
Municipal Expenditures 65.16

PER CENT:  
Gross Debt 4.41  
Net Debt .57  
Tax Levy Collected 98.43  
Tax Levy Cancelled, Abated  
or Adjusted .36

| 1969 EXPENDITURES                                 |  | 1969 REVENUES                                |            | 1969 PROPERTY TAX                          |              |
|---|--|--|------------|--|--------------|
| <b>GENERAL GOVERNMENT</b>                         |  | 1969 — Property Taxes Collected 1,118,443.72 |            | <b>STATE EQUALIZED TAX RATE</b>            |              |
| Governing Body & Public Boards                    |  | 1969 Payments in Lieu of Taxes               |            | Local District School Taxes .83            | 374,817.00   |
| Municipal Clerk                                   |  | Delinquent Tax & Lien Collections            | 13,969.09  | Regional & Consolidated School Tax .70     | 316,210.90   |
| Financial Administration 24,644.97                |  | Business Personalty Replacement Taxes        | 47,418.00  | School Taxes in Municipal Budget           |              |
| Assessment of Taxes 6,100.00                      |  | Taxes from Public Utilities                  | 104,798.12 | County Taxes .60                           | 273,310.43   |
| Collection of Taxes 10,000.00                     |  | Other Miscellaneous Tax Revenues             |            | County Library Taxes                       |              |
| Planning, Housing & Development 4,375.00          |  | State Aid Revenues                           | 27,509.18  | Local Municipal Purpose Taxes .35          | 159,761.83   |
| Human Resources                                   |  | Federal Aid Revenues                         |            | Veteran & Senior Citizen Taxes .09         | 38,680.00    |
| Elections   |  | Sale of Acquired Property                    |            | Total Taxes for Rate Computation 2.57      | 1,162,780.16 |
| General Administration (other) 23,900.00          |  | Other Miscellaneous Revenues                 | 70,731.95  | Special District Taxes                     |              |
| <b>JUDICIARY</b>                                  |  | 1969 Revenues Total 1,382,870.06             |            | Bank Stock Taxes                           | 3,372.39     |
| Municipal Courts 3,400.00                         |  | Prior Years Surplus Appropriated 51,110.49   |            | Added and Omitted Taxes                    | 4,720.42     |
| <b>PUBLIC SAFETY</b>                              |  | <b>REVENUES TOTAL 1,433,980.55</b>           |            | Total Taxes Levied - ABSTRACT              | 1,132,192.97 |
| Fire Protection 24,800.00                         |  |  |            | <b>TOTAL TAXES BILLED</b>                  | 1,136,240.90 |
| Police Protection 101,950.00                      |  |  |            | 1969 TAXES COLLECTED                       | 1,118,443.72 |
| Civil Defense & Disaster Control                  |  |  |            | 1969 Taxes Cancelled, Abated or Adjusted   | 4,090.44     |
| Environmental Inspection & Control 2,000.00       |  |  |            | Transfer to Tax Title Liens or Foreclosed  | 30.80        |
| Other Public Safety                               |  |  |            | Balance Outstanding Dec. 31, 1969          | 13,675.94    |
| <b>PUBLIC WORKS</b>                               |  |  |            | <b>PRIOR YEARS TAXES OUTSTANDING</b>       |              |
| Streets and Drainage 47,944.03                    |  |  |            | Balance January 1, 1969                    | 14,096.53    |
| Sewers and Sewage Processing 37,764.74            |  |  |            | Collected in 1969                          | 13,793.81    |
| Garbage and Trash Disposal 36,000.00              |  |  |            | Cancelled, Abated or Adjusted (1969)       | 302.72       |
| Public Buildings and Grounds 13,429.26            |  |  |            | Transfers to Tax Title Liens or Foreclosed |              |
| Other Public Works                                |  |  |            | Balance December 31, 1969                  |              |
| <b>HEALTH and WELFARE</b>                         |  |  |            | <b>TAX TITLE LIENS OUTSTANDING</b>         |              |
| Health Services Except Environmental 8,400.00     |  |  |            | Balance January 1, 1969                    | 266.06       |
| Welfare-Public Assistance 650.00                  |  |  |            | Transfers From Taxes                       | 30.80        |
| Hospitals, Clinics, First Aid 750.00              |  |  |            | Redeemed in 1969                           | 175.28       |
| Animal, Insect, & Rodent Control                  |  |  |            | Cancelled, Abated or Adjusted (1969)       |              |
| Other Welfare Services                            |  |  |            | Transfers to Foreclosed Property           |              |
| <b>RECREATION and CONSERVATION</b>                |  |  |            | Balance December 31, 1969                  | 121.58       |
| Beaches and Boardwalks                            |  |  |            | <b>PROPERTY ACQUIRED BY DEED OR</b>        |              |
| Parks, Playgrounds, Shade Trees                   |  |  |            | <b>FORECLOSURE</b>                         |              |
| Land Reclamation & Conservation                   |  |  |            | Balance January 1, 1969                    | 9,725.00     |
| Other Recreational Services 8,615.00              |  |  |            | Transfers From Taxes or Liens              |              |
| <b>EDUCATION (excluding schools)</b>              |  |  |            | Sale for Cash (1969)                       |              |
| Libraries   |  |  |            | Cancelled, Abated or Adjusted (1969)       |              |
| Other Educational Services 12,700.00              |  |  |            | Balance December 31, 1969                  | 9,725.00     |
| <b>STATUTORY EXPENDITURES</b>                     |  |  |            | <b>CURRENT FINANCES DECEMBER 31, 1969</b>  |              |
| Pensions & F.I.C.A. 18,022.97                     |  |  |            | <b>ASSETS</b>                              |              |
| Employee Fringe Benefits 11,050.00                |  |  |            | Cash Dec. 31, 1969                         | 95,252.30    |
| Other Statutory Expenditures                      |  |  |            | Taxes Receivable                           | 13,675.94    |
| <b>MUNICIPAL FUNCTIONS</b>                        |  |  |            | Tax Title Liens                            | 121.58       |
| <b>CAPITAL IMPROVEMENTS</b>                       |  |  |            | Foreclosed Property                        | 9,725.00     |
| <b>DEBT SERVICE</b>                               |  |  |            | Emergencies & Other Deferred Charges       | 10,041.47    |
| Principal Payments 5,000.00                       |  |  |            | State Aid Receivable                       | 20,522.28    |
| Interest Payments 4,512.50                        |  |  |            | Other Receivables                          | 10,023.53    |
| <b>DEFERRED CHARGES</b>                           |  |  |            | Total                                      | 159,362.10   |
| SCHOOL, COUNTY, SPECIAL DISTRICT TAXES 964,338.33 |  |  |            | <b>LIABILITIES</b>                         |              |
| <b>RESERVE FOR UNCOLLECTED TAXES</b>              |  |  |            | Cash Liabilities                           | 82,706.41    |
| 23,576.86   |  |  |            | Reserves for Receivables                   | 33,546.05    |
| <b>EXPENDITURES TOTAL 1,434,170.19</b>            |  |  |            | Surplus Dec. 31, 1969                      | 43,109.64    |
|   |  |  |            | Total                                      | 159,362.10   |

1909  
Population 1960 1,532  
Population 1969 2,000  
  
Moody Rating  
Land Area 1.20 Sq. Miles

HAMBURG BORO - SUSSEX COUNTY  
Net Valuation Taxable 8,759,140  
State Equalized Value 11,081,907 General Tax Rate Per \$100. 3.88  
Net Valuation on Which County Taxes are apportioned: 11,166,597  
State Equalization Ratio .7904 General Tax Rate: 3.06

PER CAPITA:  
Gross Debt 249.00  
Net Debt 102.29  
Debt Service  
Total Tax Levy 167.59  
Municipal Expenditures 58.22

PER CENT:  
Gross Debt 5.09  
Net Debt 2.09  
Tax Levy Collected 89.17  
Tax Levy Cancelled, Abated or Adjusted .13

| 1969 EXPENDITURES                      |                   | 1969 REVENUES                              |                   | 1969 PROPERTY TAX                               |                   |
|--|-------------------|--|-------------------|---|-------------------|
| <b>GENERAL GOVERNMENT</b>              |                   | 1969 — Property Taxes Collected 298,921.00 |                   | <b>STATE EQUALIZED TAX RATE</b>                 |                   |
| Governing Body & Public Boards         |                   | 1969 Payments in Lieu of Taxes             |                   | Local District School Taxes 2.20                | 243,689.50        |
| Municipal Clerk                        |                   | Delinquent Tax & Lien Collections          | 24,694.84         | Regional & Consolidated School Tax              |                   |
| Financial Administration               | 2,475.00          | Business Personalty Replacement Taxes      | 21,374.00         | School Taxes in Municipal Budget                |                   |
| Assessment of Taxes                    | 4,869.20          | Taxes from Public Utilities                | 22,499.81         | County Taxes .70                                | 77,957.85         |
| Collection of Taxes                    | 2,100.00          | Other Miscellaneous Tax Revenues           |                   | County Library Taxes .03                        | 3,555.29          |
| Planning, Housing & Development        | 1,847.94          | State Aid Revenues                         | 9,442.99          | Local Municipal Purpose Taxes .04               | 4,929.61          |
| Human Resources                        |                   | Federal Aid Revenues                       |                   | Veteran & Senior Citizen Taxes .09              | 9,570.00          |
| Elections                              | 598.11            | Sale of Acquired Property                  |                   | Total Taxes for Rate Computation 3.06           | 339,702.25        |
| General Administration (other)         | 9,296.52          | Other Miscellaneous Revenues               | 6,527.63          | Special District Taxes                          |                   |
| <b>JUDICIARY</b>                       |                   | 1969 Revenues Total                        | 383,460.27        | Bank Stock Taxes                                | 2,350.38          |
| Municipal Courts                       | 1,875.00          | Prior Years Surplus Appropriated           | 30,000.00         | Added and Omitted Taxes                         | 2,692.03          |
| <b>PUBLIC SAFETY</b>                   |                   | <b>REVENUES TOTAL</b>                      | <b>413,460.27</b> | Total Taxes Levied - ABSTRACT                   | 335,174.66        |
| Fire Protection                        | 7,570.00          |  |                   | <b>TOTAL TAXES BILLED</b>                       | <b>335,238.38</b> |
| Police Protection                      | 4,830.29          |  |                   | 1969 TAXES COLLECTED                            | 298,921.00        |
| Civil Defense & Disaster Control       | 50.00             |  |                   | 1969 Taxes Cancelled, Abated or Adjusted        | 424.12            |
| Environmental Inspection & Control     | 400.00            |  |                   | Transfer to Tax Title Liens or Foreclosed       | 5,213.49          |
| Other Public Safety                    |                   |  |                   | Balance Outstanding Dec. 31, 1969               | 30,679.77         |
| <b>PUBLIC WORKS</b>                    |                   |  |                   | <b>PRIOR YEARS TAXES OUTSTANDING</b>            |                   |
| Streets and Drainage                   | 19,006.86         |  |                   | Balance January 1, 1969                         | 30,582.71         |
| Sewers and Sewage Processing           |                   |  |                   | Collected in 1969                               | 22,777.34         |
| Garbage and Trash Disposal             | 12,383.40         |  |                   | Cancelled, Abated or Adjusted (1969)            | 2,652.03          |
| Public Buildings and Grounds           | 3,380.62          |  |                   | Transfers to Tax Title Liens or Foreclosed      | 1,173.44          |
| Other Public Works                     |                   |  |                   | Balance December 31, 1969                       | 3,979.90          |
| <b>HEALTH and WELFARE</b>              |                   |  |                   | <b>TAX TITLE LIENS OUTSTANDING</b>              |                   |
| Health Services Except Environmental   | 1,500.00          |  |                   | Balance January 1, 1969                         | 10,314.32         |
| Welfare-Public Assistance              | 2,425.00          |  |                   | Transfers From Taxes                            | 6,533.77          |
| Hospitals, Clinics, First Aid          | 100.00            |  |                   | Redeemed in 1969                                | 1,917.50          |
| Animal, Insect, & Rodent Control       | 150.00            |  |                   | Cancelled, Abated or Adjusted (1969)            |                   |
| Other Welfare Services                 |                   |  |                   | Transfers to Foreclosed Property:               |                   |
| <b>RECREATION and CONSERVATION</b>     |                   |  |                   | Balance December 31, 1969                       | 14,930.59         |
| Beaches and Boardwalks                 |                   |  |                   | <b>PROPERTY ACQUIRED BY DEED OR FORECLOSURE</b> |                   |
| Parks, Playgrounds, Shade Trees        | 545.00            |  |                   | Balance January 1, 1969                         |                   |
| Land Reclamation & Conservation        |                   |  |                   | Transfers From Taxes or Liens                   |                   |
| Other Recreational Services            | 15.00             |  |                   | Sale for Cash (1969)                            |                   |
| <b>EDUCATION (excluing schools)</b>    |                   |  |                   | Cancelled, Abated or Adjusted (1969)            |                   |
| Libraries                              |                   |  |                   | Balance December 31, 1969                       |                   |
| Other Educational Services             |                   |  |                   | <b>CURRENT FINANCES DECEMBER 31, 1969</b>       |                   |
| <b>STATUTORY EXPENDITURES</b>          |                   |  |                   | <b>ASSETS</b>                                   |                   |
| Pensions & F.I.C.A.                    | 550.00            |  |                   | Cash Dec. 31, 1969                              | 59,601.72         |
| Employee Fringe Benefits               | 200.00            |  |                   | Taxes Receivable                                | 34,659.67         |
| Other Statutory Expenditures           |                   |  |                   | Tax Title Liens                                 | 14,930.59         |
| <b>MUNICIPAL FUNCTIONS TOTAL</b>       | <b>76,167.94</b>  |  |                   | Foreclosed Property                             |                   |
| <b>CAPITAL IMPROVEMENTS</b>            | <b>1,000.00</b>   |  |                   | Emergencies & Other Deferred Charges            |                   |
| <b>DEBT SERVICE</b>                    |                   |  |                   | State Aid Receivable                            |                   |
| Principal Payments                     |                   |  |                   | Other Receivables                               | 1,568.74          |
| Interest Payments                      |                   |  |                   | Total   | 110,760.72        |
| <b>DEFERRED CHARGES</b>                |                   |  |                   | <b>LIABILITIES</b>                              |                   |
| SCHOOL, COUNTY, SPECIAL DISTRICT TAXES | 325,202.64        |  |                   | Cash Liabilities                                | 23,752.80         |
| RESERVE FOR UNCOLLECTED TAXES          | 39,266.40         |  |                   | Reserves for Receivables                        | 51,159.00         |
| <b>EXPENDITURES TOTAL</b>              | <b>441,636.98</b> |  |                   | Surplus Dec. 31, 1969                           | 35,848.92         |
|  |                   |  |                   | Total   | 110,760.72        |

0112  
Population 1960 6,017  
Population 1969 6,880  
Moody Rating  
Land Area 115.05 Sq. Miles

HAMILTON TWP  
Net Valuation Taxable 26,159,700  
State Equalized Value 53,180,931  
Net Valuation on Which County Taxes  
are apportioned: 53,631,589  
State Equalization Ratio .4919

- ATLANTIC COUNTY

General Tax Rate Per \$100. 6.97  
State Equalized  
General Tax Rate: 3.42

PER CAPITA:  
Gross Debt 172.55  
Net Debt 7.99  
Debt Service .97  
Total Tax Levy 260.58  
Municipal Expenditures 138.72

PER CENT:  
Gross Debt 2.43  
Net Debt .11  
Tax Levy Collected 87.06  
Tax Levy Cancelled, Abated  
or Adjusted .10

| 1969 EXPENDITURES                             |                           | 1969 REVENUES                                     |                           | 1969 PROPERTY TAX                          |                   |
|---|---------------------------|---|---------------------------|--|-------------------|
| <b>GENERAL GOVERNMENT</b>                     |                           | 1969 — Property Taxes Collected                   |                           | <b>STATE EQUALIZED TAX RATE</b>            |                   |
| Governing Body & Public Boards                |                           |   | 1,562,000.28              | Local District School Taxes                | 1.22 648,430.00   |
| Municipal Clerk                               |                           | 1969 Payments in Lieu of Taxes                    |                           | Regional & Consolidated School Tax         | .90 478,542.94    |
| Financial Administration                      | 29,500.00                 | Delinquent Tax & Lien Collections                 | 161,057.69                | School Taxes in Municipal Budget           |                   |
| Assessment of Taxes                           | 18,300.00                 | Business Personalty Replacement Taxes             | 78,803.00                 | County Taxes                               | .86 457,177.65    |
| Collection of Taxes                           | 28,750.00                 | Taxes from Public Utilities                       | 207,076.98                | County Library Taxes                       | .01 3,649.26      |
| Planning, Housing & Development               | 11,100.00                 | Other Miscellaneous Tax Revenues                  |                           | Local Municipal Purpose Taxes              | .34 179,684.34    |
| Human Resources                               |                           | State Aid Revenues                                | 35,430.22                 | Veteran & Senior Citizen Taxes             | .10 55,350.00     |
| Elections                                     |                           | Federal Aid Revenues                              |                           | Total Taxes for Rate Computation           | 3.43 1,822,834.19 |
| General Administration (other)                | 49,618.76                 | Sale of Acquired Property                         | 2,150.00                  | Special District Taxes                     |                   |
| <b>JUDICIARY</b>                              |                           | Other Miscellaneous Revenues                      | 106,690.88                | Bank Stock Taxes                           | 1,764.66          |
| Municipal Courts                              | 16,500.00                 | 1969 Revenues                                     | 2,153,209.05              | Added and Omitted Taxes                    | 23,564.36         |
| <b>PUBLIC SAFETY</b>                          |                           | Prior Years Surplus Appropriated                  | 260,000.00                | Total Taxes Levied - ABSTRACT              | 1,792,813.21      |
| Fire Protection                               | 32,400.00                 | <b>REVENUES</b>                                   | <b>TOTAL</b> 2,413,209.05 | <b>TOTAL TAXES BILLED</b>                  | 1,794,104.84      |
| Police Protection                             | 67,600.00                 |   |                           | 1969 TAXES COLLECTED                       | 1,562,000.28      |
| Civil Defense & Disaster Control              | 1,600.00                  | <b>1969 REAL PROPERTY VALUATIONS</b>              |                           | 1969 Taxes Cancelled, Abated or Adjusted   | 1,810.00          |
| Environmental Inspection & Control            | 1,000.00                  | Code Class # of Parcels %VAL'N                    | ASSESSED VALUATION        | Transfer to Tax Title Liens or Foreclosed  | 47,131.28         |
| Other Public Safety                           |                           | 1 Vacant Land 6233 16.97                          | 4,299,025.00              | Balance Outstanding Dec. 31, 1969          | 183,163.28        |
| <b>PUBLIC WORKS</b>                           |                           | 2 Residential 2294 41.96                          | 10,632,550.00             | <b>PRIOR YEARS TAXES OUTSTANDING</b>       |                   |
| Streets and Drainage                          | 183,300.00                | 3 Farm 146 4.12                                   | 1,045,100.00              | Balance January 1, 1969                    | 160,485.41        |
| Sewers and Sewage Processing                  |                           | 4a Commercial 201 30.94                           | 7,839,075.00              | Collected in 1969                          | 131,414.75        |
| Garbage and Trash Disposal                    | 31,800.00                 | 4b Industrial 9 5.59                              | 1,416,625.00              | Cancelled, Abated or Adjusted (1969)       | 3,621.20          |
| Public Buildings and Grounds                  | 14,800.00                 | 4c Apartments 5 .41                               | 104,850.00                | Transfers to Tax Title Liens or Foreclosed | 13,193.24         |
| Other Public Works                            |                           | Total 8888 99.99                                  | 25,337,225.00             | Balance December 31, 1969                  | 12,256.22         |
| <b>HEALTH and WELFARE</b>                     |                           | <b>CAPITAL DEBT AUTHORIZED, DECEMBER 31, 1969</b> |                           | <b>TAX TITLE LIENS OUTSTANDING</b>         |                   |
| Health Services Except Environmental          | 4,500.00                  | <b>ISSUED AND UNISSUED</b>                        |                           | Balance January 1, 1969                    | 219,744.48        |
| Welfare-Public Assistance                     | 5,200.00                  | School  | 1,132,143                 | Transfers From Taxes                       | 62,271.53         |
| Hospitals, Clinics, First Aid                 | 3,000.00                  | Self-liquidating                                  | 55,000                    | Redeemed in 1969                           | 29,642.94         |
| Animal, Insect, & Rodent Control              | 4,000.00                  | Other   | 55,000                    | Cancelled, Abated or Adjusted (1969)       | 2,225.42          |
| Other Welfare Services                        |                           | Total   | 1,187,143                 | Transfers to Foreclosed Property           | 2,081.64          |
| <b>RECREATION and CONSERVATION</b>            |                           | <b>ISSUED AND OUTSTANDING</b>                     |                           | Balance December 31, 1969                  | 248,066.01        |
| Beaches and Boardwalks                        |                           | School  | 281,000.00                | <b>PROPERTY ACQUIRED BY DEED OR</b>        |                   |
| Parks, Playgrounds, Shade Trees               | 18,900.00                 | Self-Liquidating                                  | 55,000.00                 | <b>FORECLOSURE</b>                         |                   |
| Land Reclamation & Conservation               |                           | Other   | 336,000.00                | Balance January 1, 1969                    | 138,943.36        |
| Other Recreational Services                   | 500.00                    | Total   | 336,000.00                | Transfers From Taxes or Liens              | 2,081.64          |
| <b>EDUCATION (excluding schools)</b>          |                           | <b>EQUALIZED VALUATION BASIS</b>                  |                           | Sale for Cash (1969)                       | 2,150.00          |
| Libraries                                     | 1,500.00                  | <b>FOR NET DEBT COMPUTATION</b>                   |                           | Cancelled, Abated or Adjusted (1969)       |                   |
| Other Educational Services                    |                           | 48,845,463.67                                     |                           | Balance December 31, 1969                  | 138,875.00        |
| <b>STATUTORY EXPENDITURES</b>                 |                           | <b>1969 CAPITAL OUTLAY</b>                        |                           | <b>CURRENT FINANCES DECEMBER 31, 1969</b>  |                   |
| Pensions & F.I.C.A.                           | 25,500.00                 | <b>TOTAL</b> 106,512.02                           |                           | <b>ASSETS</b>                              |                   |
| Employee Fringe Benefits                      | 9,000.00                  | Beaches and Boardwalks                            |                           | Cash Dec. 31, 1969                         | 917,749.35        |
| Other Statutory Expenditures                  |                           | Parks and Playgrounds                             |                           | Taxes Receivable                           | 195,419.50        |
| <b>MUNICIPAL FUNCTIONS</b>                    | <b>TOTAL</b> 558,368.76   | Public Buildings and Grounds                      | 32,919.45                 | Tax Title Liens                            | 248,066.01        |
| <b>CAPITAL IMPROVEMENTS</b>                   | <b>73,592.57</b>          | Vehicular Equipment                               |                           | Foreclosed Property                        | 138,875.00        |
| <b>DEBT SERVICE</b>                           |                           | Streets, Roads, Sidewalks, Storm Sewers           | 73,592.57                 | Emergencies & Other Deferred Charges       | 6,300.00          |
| Principal Payments                            | 5,000.00                  | Sewer System                                      |                           | State Aid Receivable                       | 46,078.00         |
| Interest Payments                             | 1,700.00                  | Water Service                                     |                           | Other Receivables                          | 1,178.30          |
|   |                           | Other Utilities                                   |                           | Total                                      | 1,553,666.16      |
|   |                           | Hospitals and Clinics                             |                           | <b>LIABILITIES</b>                         |                   |
| <b>DEFERRED CHARGES</b>                       | <b>51,100.00</b>          | Garbage and Trash Disposal Facilities             |                           | Cash Liabilities                           | 699,275.65        |
| <b>SCHOOL, COUNTY, SPECIAL DISTRICT TAXES</b> | <b>1,587,799.85</b>       | Health Equipment                                  |                           | Reserves for Receivables                   | 583,538.81        |
| <b>RESERVE FOR UNCOLLECTED TAXES</b>          | <b>264,634.05</b>         | Library and Education Facilities                  |                           | Surplus Dec. 31, 1969                      | 270,851.70        |
| <b>EXPENDITURES</b>                           | <b>TOTAL</b> 2,542,195.23 | Conservation and Recreation                       |                           | Total                                      | 1,553,666.16      |
|   |                           | Other Expenditures                                |                           |  |                   |

1103  
Population 1960 65,035  
Population 1969 83,130  
S & P Rating A  
Moody Rating A  
Land Area 39.38 Sq. Miles

HAMILTON TWP  
Net Valuation Taxable 172,942,304  
State Equalized Value 411,669,373  
Net Valuation on Which County Taxes are apportioned: 427,393,403  
State Equalization Ratio .4201

- MERCER COUNTY  
General Tax Rate Per \$100. 7.37  
State Equalized General Tax Rate: 3.09

PER CAPITA:  
Gross Debt 269.77  
Net Debt 45.31  
Debt Service 7.06  
Total Tax Levy 154.84  
Municipal Expenditures 86.69

PER CENT:  
Gross Debt 5.68  
Net Debt .95  
Tax Levy Collected 94.58  
Tax Levy Cancelled, Abated or Adjusted .21

| 1969 EXPENDITURES                             |                            | 1969 REVENUES                         |                            | 1969 PROPERTY TAX                          |                    |
|---|----------------------------|---------------------------------------|----------------------------|--|--------------------|
| <b>GENERAL GOVERNMENT</b>                     |                            | 1969 — Property Taxes Collected       |                            | <b>STATE EQUALIZED TAX RATE</b>            |                    |
| Governing Body & Public Boards                |                            | 1969 Payments in Lieu of Taxes        | 12,198,985.01              | Local District School Taxes                | 2.00 8,217,717.47  |
| Municipal Clerk                               |                            | Delinquent Tax & Lien Collections     | 610,700.24                 | Regional & Consolidated School Tax         |                    |
| Financial Administration                      | 86,926.24                  | Business Personalty Replacement Taxes | 663,671.00                 | School Taxes in Municipal Budget           |                    |
| Assessment of Taxes                           | 52,447.58                  | Taxes from Public Utilities           | 3,860,269.52               | County Taxes                               | .87 3,602,058.48   |
| Collection of Taxes                           | 108,579.01                 | Other Miscellaneous Tax Revenues      |                            | County Library Taxes                       |                    |
| Planning, Housing & Development               | 41,299.43                  | State Aid Revenues                    | 370,654.01                 | Local Municipal Purpose Taxes              | .09 374,640.27     |
| Human Resources                               |                            | Federal Aid Revenues                  |                            | Veteran & Senior Citizen Taxes             | .13 542,910.00     |
| Elections                                     | 6,988.57                   | Sale of Acquired Property             | 19,272.27                  | Total Taxes for Rate Computation           | 3.09 12,737,326.22 |
| General Administration (other)                | 432,378.93                 | Other Miscellaneous Revenues          | 662,343.95                 | Special District Taxes                     | 349,730.99         |
| <b>JUDICIARY</b>                              |                            | 1969 Revenues                         | 18,385,896.00              | Bank Stock Taxes                           | 8,108.26           |
| Municipal Courts                              | 32,300.26                  | Prior Years Surplus Appropriated      | 1,600,000.00               | Added and Omitted Taxes                    | 319,962.50         |
| <b>PUBLIC SAFETY</b>                          |                            | <b>REVENUES</b>                       | <b>TOTAL</b> 19,985,896.00 | Total Taxes Levied - ABSTRACT              | 12,872,217.97      |
| Fire Protection                               |                            |                                       |                            | <b>TOTAL TAXES BILLED</b>                  | 12,898,535.46      |
| Police Protection                             | 1,201,081.55               |                                       |                            | 1969 TAXES COLLECTED                       | 12,198,985.01      |
| Civil Defense & Disaster Control              | 450.00                     |                                       |                            | 1969 Taxes Cancelled, Abated or Adjusted   | 26,736.14          |
| Environmental Inspection & Control            | 38,976.48                  |                                       |                            | Transfer to Tax Title Liens or Foreclosed  | 35,468.01          |
| Other Public Safety                           |                            |                                       |                            | Balance Outstanding Dec. 31, 1969          | 637,346.30         |
| <b>PUBLIC WORKS</b>                           |                            |                                       |                            | <b>PRIOR YEARS TAXES OUTSTANDING</b>       |                    |
| Streets and Drainage                          | 1,027,920.22               |                                       |                            | Balance January 1, 1969                    | 622,711.23         |
| Sewers and Sewage Processing                  |                            |                                       |                            | Collected in 1969                          | 596,216.49         |
| Garbage and Trash Disposal                    | 405,231.85                 |                                       |                            | Cancelled, Abated or Adjusted (1969)       | 1,161.49           |
| Public Buildings and Grounds                  | 81,899.90                  |                                       |                            | Transfers to Tax Title Liens or Foreclosed | 21,435.47          |
| Other Public Works                            |                            |                                       |                            | Balance December 31, 1969                  | 3,897.78           |
| <b>HEALTH and WELFARE</b>                     |                            |                                       |                            | <b>TAX TITLE LIENS OUTSTANDING</b>         |                    |
| Health Services Except Environmental          | 204,849.36                 |                                       |                            | Balance January 1, 1969                    | 70,333.22          |
| Welfare-Public Assistance                     | 49,747.96                  |                                       |                            | Transfers From Taxes                       | 59,561.39          |
| Hospitals, Clinics, First Aid                 |                            |                                       |                            | Redeemed in 1969                           | 14,483.75          |
| Animal, Insect, & Rodent Control              | 27,249.43                  |                                       |                            | Cancelled, Abated or Adjusted (1969)       |                    |
| Other Welfare Services                        |                            |                                       |                            | Transfers to Foreclosed Property           |                    |
| <b>RECREATION and CONSERVATION</b>            |                            |                                       |                            | Balance December 31, 1969                  | 115,410.86         |
| Beaches and Boardwalks                        |                            |                                       |                            | <b>PROPERTY ACQUIRED BY DEED OR</b>        |                    |
| Parks, Playgrounds, Shade Trees               | 189,412.44                 |                                       |                            | <b>FORECLOSURE</b>                         |                    |
| Land Reclamation & Conservation               |                            |                                       |                            | Balance January 1, 1969                    | 61,545.00          |
| Other Recreational Services                   |                            |                                       |                            | Transfers From Taxes or Liens              |                    |
| <b>EDUCATION (excluding schools)</b>          |                            |                                       |                            | Sale for Cash (1969)                       | 9,360.00           |
| Libraries                                     | 137,072.76                 |                                       |                            | Cancelled, Abated or Adjusted (1969)       |                    |
| Other Educational Services                    |                            |                                       |                            | Balance December 31, 1969                  | 52,185.00          |
| <b>STATUTORY EXPENDITURES</b>                 |                            |                                       |                            | <b>CURRENT FINANCES DECEMBER 31, 1969</b>  |                    |
| Pensions & F.I.C.A.                           | 372,115.35                 |                                       |                            | <b>ASSETS</b>                              |                    |
| Employee Fringe Benefits                      | 145,620.00                 |                                       |                            | Cash Dec. 31, 1969                         | 7,229,659.37       |
| Other Statutory Expenditures                  |                            |                                       |                            | Taxes Receivable                           | 641,244.08         |
| <b>MUNICIPAL FUNCTIONS</b>                    | <b>TOTAL</b> 4,642,547.32  |                                       |                            | Tax Title Liens                            | 115,410.86         |
| <b>CAPITAL IMPROVEMENTS</b>                   | 961,443.92                 |                                       |                            | Foreclosed Property                        | 52,185.00          |
| <b>DEBT SERVICE</b>                           |                            |                                       |                            | Emergencies & Other Deferred Charges       |                    |
| Principal Payments                            | 440,000.00                 |                                       |                            | State Aid Receivable                       | 131,320.20         |
| Interest Payments                             | 147,016.50                 |                                       |                            | Other Receivables                          | 30,673.37          |
|   |                            |                                       |                            | <b>Total</b>                               | 8,200,492.88       |
| <b>DEFERRED CHARGES</b>                       | 6,500.00                   |                                       |                            | <b>LIABILITIES</b>                         |                    |
| <b>SCHOOL, COUNTY, SPECIAL DISTRICT TAXES</b> | 12,169,506.94              |                                       |                            | Cash Liabilities                           | 5,171,265.93       |
| <b>RESERVE FOR UNCOLLECTED TAXES</b>          | 1,009,397.30               |                                       |                            | Reserves for Receivables                   | 839,513.31         |
|   |                            |                                       |                            | Surplus Dec. 31, 1969                      | 2,189,713.64       |
| <b>EXPENDITURES</b>                           | <b>TOTAL</b> 19,376,411.98 |                                       |                            | <b>Total</b>                               | 8,200,492.88       |

0113  
Population 1960 9,854  
Population 1969 12,350  
  
Moody Rating BAA  
Land Area 40.48 Sq. Miles

HAMMONTON TOWN - ATLANTIC COUNTY  
Net Valuation Taxable 29,596,527  
State Equalized Value 59,086,697  
Net Valuation on Which County Taxes are apportioned: 60,509,539  
State Equalization Ratio .5009  
General Tax Rate Per \$100. 7.47  
State Equalized General Tax Rate: 3.74

PER CAPITA:  
Gross Debt 286.32  
Net Debt 88.85  
Debt Service 4.42  
Total Tax Levy 174.58  
Municipal Expenditures 82.76  
  
PER CENT:  
Gross Debt 6.48  
Net Debt 2.01  
Tax Levy Collected 93.85  
Tax Levy Cancelled, Abated or Adjusted .12

| 1969 EXPENDITURES                      |                     | 1969 REVENUES                                     |                     | 1969 PROPERTY TAX                                 |                   |
|--|---------------------|---|---------------------|---|-------------------|
| <b>GENERAL GOVERNMENT</b>              |                     | 1969 — Property Taxes Collected 2,025,860.78      |                     | <b>STATE EQUALIZED TAX RATE</b> 2.46 1,451,352.15 |                   |
| Governing Body & Public Boards         |                     | 1969 Payments in Lieu of Taxes                    |                     | Local District School Taxes                       |                   |
| Municipal Clerk                        |                     | Delinquent Tax & Lien Collections                 | 120,327.36          | Regional & Consolidated School Tax                |                   |
| Financial Administration               | 35,700.00           | Business Personalty Replacement Taxes             | 119,481.00          | School Taxes in Municipal Budget                  |                   |
| Assessment of Taxes                    | 11,500.00           | Taxes from Public Utilities                       | 139,227.21          | County Taxes                                      | .87 516,994.72    |
| Collection of Taxes                    | 10,900.00           | Other Miscellaneous Tax Revenues                  |                     | County Library Taxes                              | .01 4,117.25      |
| Planning, Housing & Development        | 2,450.00            | State Aid Revenues                                | 52,169.12           | Local Municipal Purpose Taxes                     | .28 168,318.32    |
| Human Resources                        |                     | Federal Aid Revenues                              |                     | Veteran & Senior Citizen Taxes                    | .11 67,410.00     |
| Elections                              | 3,750.00            | Sale of Acquired Property                         | 12,316.38           | Total Taxes for Rate Computation                  | 3.73 2,208,192.44 |
| General Administration (other)         | 34,833.19           | Other Miscellaneous Revenues                      | 92,520.67           | Special District Taxes                            |                   |
| <b>JUDICIARY</b>                       |                     | 1969 Revenues Total                               | 2,561,902.52        | Bank Stock Taxes                                  | 3,703.60          |
| Municipal Courts                       | 11,100.00           | Prior Years Surplus Appropriated                  | 410,000.00          | Added and Omitted Taxes                           | 11,518.67         |
| <b>PUBLIC SAFETY</b>                   |                     | <b>REVENUES TOTAL</b>                             | <b>2,971,902.52</b> | Total Taxes Levied - ABSTRACT                     | 2,156,004.71      |
| Fire Protection                        | 20,075.00           |   |                     | <b>TOTAL TAXES BILLED</b>                         | 2,158,672.78      |
| Police Protection                      | 163,575.00          |   |                     | 1969 TAXES COLLECTED                              | 2,025,860.78      |
| Civil Defense & Disaster Control       | 250.00              |   |                     | 1969 Taxes Cancelled, Abated or Adjusted          | 2,656.57          |
| Environmental Inspection & Control     | 2,300.00            |   |                     | Transfer to Tax Title Liens or Foreclosed         | 6,142.33          |
| Other Public Safety                    |                     |   |                     | Balance Outstanding Dec. 31, 1969                 | 124,013.10        |
| <b>PUBLIC WORKS</b>                    |                     | <b>1969 REAL PROPERTY VALUATIONS</b>              |                     | <b>PRIOR YEARS TAXES OUTSTANDING</b>              |                   |
| Streets and Drainage                   | 175,556.81          | Code Class # of Parcels %VAL'N ASSESSED VALUATION |                     | Balance January 1, 1969                           | 190,939.37        |
| Sewers and Sewage Processing           |                     | 1 Vacant Land 1073 3.91 1,112,375.00              |                     | Collected in 1969                                 | 118,857.50        |
| Garbage and Trash Disposal             | 8,000.00            | 2 Residential 2480 56.25 15,997,785.00            |                     | Cancelled, Abated or Adjusted (1969)              | 436.00            |
| Public Buildings and Grounds           | 15,100.00           | 3 Farm 798 10.38 2,952,720.00                     |                     | Transfers to Tax Title Liens or Foreclosed        | 455.67            |
| Other Public Works                     |                     | 4a Commercial 348 18.22 5,182,250.00              |                     | Balance December 31, 1969                         | 71,190.20         |
| <b>HEALTH and WELFARE</b>              |                     | 4b Industrial 51 7.35 2,005,500.00                |                     | <b>TAX TITLE LIENS OUTSTANDING</b>                |                   |
| Health Services Except Environmental   | 13,860.00           | 4c Apartments 10 4.18 1,190,125.00                |                     | Balance January 1, 1969                           | 19,076.46         |
| Welfare-Public Assistance              | 5,400.00            | Total 4760 99.99 28,440,755.00                    |                     | Transfers From Taxes                              | 6,665.83          |
| Hospitals, Clinics, First Aid          | 8,750.00            |   |                     | Redeemed in 1969                                  | 1,469.86          |
| Animal, Insect, & Rodent Control       | 2,150.00            |   |                     | Cancelled, Abated or Adjusted (1969)              |                   |
| Other Welfare Services                 |                     |   |                     | Transfers to Foreclosed Property                  |                   |
| <b>RECREATION and CONSERVATION</b>     |                     | <b>CAPITAL DEBT AUTHORIZED, DECEMBER 31, 1969</b> |                     | Balance December 31, 1969                         | 24,272.43         |
| Beaches and Boardwalks                 | 1,860.00            | ISSUED AND UNISSUED GROSS DEBT NET DEBT           |                     | <b>PROPERTY ACQUIRED BY DEED OR FORECLOSURE</b>   |                   |
| Parks, Playgrounds, Shade Trees        | 9,900.00            | School 1,559,000                                  | 1,559,000.00        | Balance January 1, 1969                           | 28,164.38         |
| Land Reclamation & Conservation        |                     | Self-liquidating 1,172,370                        | 1,028,000.00        | Transfers From Taxes or Liens                     |                   |
| Other Recreational Services            | 900.00              | Other 804,706                                     | 458,000.00          | Sale for Cash (1969)                              | 12,316.38         |
| <b>EDUCATION (excluding schools)</b>   |                     | Total 3,536,077                                   | 3,045,000.00        | Cancelled, Abated or Adjusted (1969)              |                   |
| Libraries                              | 9,900.00            |   |                     | Balance December 31, 1969                         | 15,848.00         |
| Other Educational Services             |                     |   |                     | <b>CURRENT FINANCES DECEMBER 31, 1969</b>         |                   |
| <b>STATUTORY EXPENDITURES</b>          |                     | <b>ISSUED AND OUTSTANDING</b>                     |                     | <b>ASSETS</b>                                     |                   |
| Pensions & F.I.C.A.                    | 53,400.00           | School 1,559,000.00                               |                     | Cash Dec. 31, 1969                                | 621,644.64        |
| Employee Fringe Benefits               | 7,125.00            | Self-Liquidating 1,028,000.00                     |                     | Taxes Receivable                                  | 195,203.30        |
| Other Statutory Expenditures           |                     | Other 458,000.00                                  |                     | Tax Title Liens                                   | 24,272.43         |
| <b>MUNICIPAL FUNCTIONS</b>             |                     | Total 3,045,000.00                                |                     | Foreclosed Property                               | 15,848.00         |
| <b>CAPITAL IMPROVEMENTS</b>            |                     | <b>EQUALIZED VALUATION BASIS</b>                  |                     | Emergencies & Other Deferred Charges              | 9,000.00          |
| <b>DEBT SERVICE</b>                    |                     | <b>FOR NET DEBT COMPUTATION</b>                   |                     | State Aid Receivable                              | 33,899.00         |
| Principal Payments                     | 39,000.00           | 1969 CAPITAL OUTLAY TOTAL                         | 247,064.01          | Other Receivables                                 | 305.06            |
| Interest Payments                      | 15,642.38           | Beaches and Boardwalks                            |                     | Total   | 900,172.43        |
| <b>DEFERRED CHARGES</b>                |                     | Parks and Playgrounds                             |                     | <b>LIABILITIES</b>                                |                   |
| SCHOOL, COUNTY, SPECIAL DISTRICT TAXES | 3,100.00            | Public Buildings and Grounds                      |                     | Cash Liabilities                                  | 293,626.42        |
| <b>RESERVE FOR UNCOLLECTED TAXES</b>   |                     | Vehicular Equipment                               | 3,034.82            | Reserves for Receivables                          | 235,628.79        |
|  |                     | Streets, Roads, Sidewalks, Storm Sewers           | 173,211.55          | Surplus Dec. 31, 1969                             | 370,917.22        |
|  |                     | Sewer System                                      | 50,733.46           | Total   | 900,172.43        |
|  |                     | Water Service                                     | 6,887.39            |   |                   |
|  |                     | Other Utilities                                   |                     |   |                   |
|  |                     | Hospitals and Clinics                             |                     |   |                   |
|  |                     | Garbage and Trash Disposal Facilities             |                     |   |                   |
|  |                     | Health Equipment                                  |                     |   |                   |
|  |                     | Library and Education Facilities                  |                     |   |                   |
|  |                     | Conservation and Recreation                       |                     |   |                   |
| <b>EXPENDITURES TOTAL</b>              | <b>2,994,536.16</b> | Other Expenditures                                | 13,196.79           |   |                   |

|   |       |
|---|-------|
| PER CENT:                                 |       |
| Gross Debt                                | 9.28  |
| Net Debt                                  | 3.71  |
| Tax Levy Collected                        | 93.54 |
| Tax Levy Cancelled, Abated<br>or Adjusted | .59   |

| 1969 EXPENDITURES                      |              | 1969 REVENUES                                     |                    | 1969 PROPERTY TAX                          |            |
|--|--------------|---|--------------------|--|------------|
| <b>GENERAL GOVERNMENT</b>              |              | 1969 — Property Taxes Collected                   |                    | STATE EQUALIZED TAX RATE                   |            |
| Governing Body & Public Boards         |              |   | 185,750.43         | Local District School Taxes                | 1.94       |
| Municipal Clerk                        |              | 1969 Payments in Lieu of Taxes                    | 3,561.20           | Regional & Consolidated School Tax         | .83        |
| Financial Administration               | 750.00       | Delinquent Tax & Lien Collections                 | 8,857.39           | School Taxes in Municipal Budget           |            |
| Assessment of Taxes                    | 1,250.00     | Business Personalty Replacement Taxes             | 4,223.00           | County Taxes                               | .45        |
| Collection of Taxes                    | 1,800.00     | Taxes from Public Utilities                       | 8,384.98           | County Library Taxes                       | .02        |
| Planning, Housing & Development        | 800.00       | Other Miscellaneous Tax Revenues                  |                    | Local Municipal Purpose Taxes              | .53        |
| Human Resources                        |              | State Aid Revenues                                | 10,392.19          | Veteran & Senior Citizen Taxes             | .13        |
| Elections                              |              | Federal Aid Revenues                              |                    | Total Taxes for Rate Computation           | 3.90       |
| General Administration (other)         | 7,425.00     | Sale of Acquired Property                         |                    | Special District Taxes                     |            |
| <b>JUDICIARY</b>                       |              | Other Miscellaneous Revenues                      | 10,183.69          | Bank Stock Taxes                           |            |
| Municipal Courts                       | 910.00       | 1969 Revenues                                     | 231,352.88         | Added and Omitted Taxes                    |            |
| <b>PUBLIC SAFETY</b>                   |              | Prior Years Surplus Appropriated                  | 11,845.50          | Total Taxes Levied - ABSTRACT              | 198,233.54 |
| Fire Protection                        | 5,958.69     | <b>REVENUES</b>                                   | <b>TOTAL</b>       | <b>TOTAL TAXES BILLED</b>                  | 198,573.98 |
| Police Protection                      | 5,575.00     |   | 243,198.38         | 1969 TAXES COLLECTED                       | 185,750.43 |
| Civil Defense & Disaster Control       | 5.00         | <b>1969 REAL PROPERTY VALUATIONS</b>              |                    | 1969 Taxes Cancelled, Abated or Adjusted   | 1,174.86   |
| Environmental Inspection & Control     | 250.00       | Code Class # of Parcels %VAL'N                    | ASSESSED VALUATION | Transfer to Tax Title Liens or Foreclosed  |            |
| Other Public Safety                    |              | 1 Vacant Land 76 2.53                             | 111,050.00         | Balance Outstanding Dec. 31, 1969          | 11,648.69  |
| <b>PUBLIC WORKS</b>                    |              | 2 Residential 331 82.94                           | 3,633,500.00       | <b>PRIOR YEARS TAXES OUTSTANDING</b>       |            |
| Streets and Drainage                   | 15,760.00    | 3 Farm 5 4.33                                     | 190,006.00         | Balance January 1, 1969                    | 11,233.07  |
| Sewers and Sewage Processing           |              | 4a Commercial 16 6.33                             | 277,500.00         | Collected in 1969                          | 8,857.39   |
| Garbage and Trash Disposal             | 4,000.00     | 4b Industrial 1 2.13                              | 93,125.00          | Cancelled, Abated or Adjusted (1969)       |            |
| Public Buildings and Grounds           | 4,275.00     | 4c Apartments 3 1.73                              | 75,600.00          | Transfers to Tax Title Liens or Foreclosed |            |
| Other Public Works                     |              | Total 432 99.99                                   | 4,380,781.00       | Balance December 31, 1969                  | 2,375.68   |
| <b>HEALTH and WELFARE</b>              |              | <b>CAPITAL DEBT AUTHORIZED, DECEMBER 31, 1969</b> |                    | <b>TAX TITLE LIENS OUTSTANDING</b>         |            |
| Health Services Except Environmental   | 1,100.00     | ISSUED AND UNISSUED                               | GROSS DEBT         | Balance January 1, 1969                    |            |
| Welfare-Public Assistance              | 100.00       | School  | 435,599            | Transfers From Taxes                       |            |
| Hospitals, Clinics, First Aid          |              | Self-liquidating                                  |                    | Redeemed in 1969                           |            |
| Animal, Insect, & Rodent Control       |              | Other   |                    | Cancelled, Abated or Adjusted (1969)       |            |
| Other Welfare Services                 |              | Total   | 435,599            | Transfers to Foreclosed Property           |            |
| <b>RECREATION and CONSERVATION</b>     |              | ISSUED AND OUTSTANDING                            |                    | Balance December 31, 1969                  |            |
| Beaches and Boardwalks                 |              | School  | 41,936.17          | <b>PROPERTY ACQUIRED BY DEED OR</b>        |            |
| Parks, Playgrounds, Shade Trees        | 400.00       | Self-Liquidating                                  |                    | <b>FORECLOSURE</b>                         |            |
| Land Reclamation & Conservation        |              | Other   |                    | Balance January 1, 1969                    |            |
| Other Recreational Services            |              | Total   | 41,936.17          | Transfers From Taxes or Liens              |            |
| <b>EDUCATION (excluding schools)</b>   |              | <b>EQUALIZED VALUATION BASIS</b>                  |                    | Sale for Cash (1969)                       |            |
| Libraries                              |              | <b>FOR NET DEBT COMPUTATION</b>                   | 4,695,283.67       | Cancelled, Abated or Adjusted (1969)       |            |
| Other Educational Services             |              | <b>1969 CAPITAL OUTLAY</b>                        | <b>TOTAL</b>       | Balance December 31, 1969                  |            |
| <b>STATUTORY EXPENDITURES</b>          |              | Beaches and Boardwalks                            | 7,583.01           | <b>CURRENT FINANCES DECEMBER 31, 1969</b>  |            |
| Pensions & F.I.C.A.                    | 1,582.00     | Parks and Playgrounds                             |                    | <b>ASSETS</b>                              |            |
| Employee Fringe Benefits               |              | Public Buildings and Grounds                      | 83.01              | Cash Dec. 31, 1969                         | 116,706.35 |
| Other Statutory Expenditures           |              | Vehicular Equipment                               |                    | Taxes Receivable                           | 14,024.37  |
| <b>MUNICIPAL FUNCTIONS</b>             | <b>TOTAL</b> | Streets, Roads, Sidewalks, Storm Sewers           | 6,500.00           | Tax Title Liens                            |            |
| <b>CAPITAL IMPROVEMENTS</b>            | 51,940.69    | Sewer System                                      |                    | Foreclosed Property                        |            |
| <b>DEBT SERVICE</b>                    | 8,500.00     | Water Service                                     |                    | Emergencies & Other Deferred Charges       |            |
| Principal Payments                     |              | Other Utilities                                   |                    | State Aid Receivable                       | 15,000.00  |
| Interest Payments                      |              | Hospitals and Clinics                             |                    | Other Receivables                          | 131.00     |
| <b>DEFERRED CHARGES</b>                |              | Garbage and Trash Disposal Facilities             |                    | Total                                      | 145,861.72 |
| SCHOOL, COUNTY, SPECIAL DISTRICT TAXES | 169,922.35   | Health Equipment                                  |                    | <b>LIABILITIES</b>                         |            |
| RESERVE FOR UNCOLLECTED TAXES          | 20,200.00    | Library and Education Facilities                  |                    | Cash Liabilities                           | 95,247.09  |
| <b>EXPENDITURES</b>                    | <b>TOTAL</b> | Conservation and Recreation                       |                    | Reserves for Receivables                   | 14,155.37  |
|  | 250,563.04   | Other Expenditures                                | 1,000.00           | Surplus Dec. 31, 1969                      | 36,459.26  |
|  |              |   |                    | Total                                      | 145,861.72 |

1910  
Population 1960 1,174  
Population 1969 1,920  
Moody Rating  
Land Area 24.70 Sq. Miles

HAMPTON TWP  
Net Valuation Taxable 16,473,178  
State Equalized Value 23,439,354  
Net Valuation on Which County Taxes  
are apportioned: 23,257,841  
State Equalization Ratio .7028

- SUSSEX COUNTY  
General Tax Rate Per \$100. 3.67  
State Equalized  
General Tax Rate: 2.57

PER CAPITA:  
Gross Debt 8.33  
Net Debt 8.33  
Debt Service  
Total Tax Levy 310.14  
Municipal Expenditures 116.47

PER CENT:  
Gross Debt .08  
Net Debt .08  
Tax Levy Collected 87.95  
Tax Levy Cancelled, Abated  
or Adjusted

| 1969 EXPENDITURES                      |            | 1969 REVENUES                         |            | 1969 PROPERTY TAX                          |                 |
|--|------------|---------------------------------------|------------|--|-----------------|
| GENERAL GOVERNMENT                     |            | 1969 — Property Taxes Collected       |            | STATE EQUALIZED TAX RATE                   |                 |
| Governing Body & Public Boards         |            | 1969 Payments in Lieu of Taxes        | 523,720.06 | Local District School Taxes                | 1.80 421,447.00 |
| Municipal Clerk                        |            | Delinquent Tax & Lien Collections     | 58,082.76  | Regional & Consolidated School Tax         |                 |
| Financial Administration               | 6,048.45   | Business Personalty Replacement Taxes | 18,964.00  | School Taxes in Municipal Budget           |                 |
| Assessment of Taxes                    | 4,345.00   | Taxes from Public Utilities           | 46,580.93  | County Taxes                               | .69 162,303.35  |
| Collection of Taxes                    | 7,151.55   | Other Miscellaneous Tax Revenues      |            | County Library Taxes                       | .03 7,401.64    |
| Planning, Housing & Development        | 4,450.00   | State Aid Revenues                    | 11,862.44  | Local Municipal Purpose Taxes              |                 |
| Human Resources                        |            | Federal Aid Revenues                  |            | Veteran & Senior Citizen Taxes             | .05 12,510.00   |
| Elections                              |            | Sale of Acquired Property             |            | Total Taxes for Rate Computation           | 2.57 603,661.99 |
| General Administration (other)         | 16,218.06  | Other Miscellaneous Revenues          | 40,997.24  | Special District Taxes                     |                 |
| JUDICIARY                              |            | 1969 Revenues                         | 700,207.43 | Bank Stock Taxes                           | 87.69           |
| Municipal Courts                       | 1,415.00   | Prior Years Surplus Appropriated      | 108,200.00 | Added and Omitted Taxes                    | 4,227.07        |
| PUBLIC SAFETY                          |            | REVENUES                              | 808,407.43 | Total Taxes Levied - ABSTRACT              | 595,466.75      |
| Fire Protection                        | 600.00     |                                       |            | TOTAL TAXES BILLED                         | 595,466.75      |
| Police Protection                      | 200.00     |                                       |            | 1969 TAXES COLLECTED                       | 523,720.06      |
| Civil Defense & Disaster Control       | 500.00     |                                       |            | 1969 Taxes Cancelled, Abated or Adjusted   |                 |
| Environmental Inspection & Control     | 1,540.00   |                                       |            | Transfer to Tax Title Liens or Foreclosed  |                 |
| Other Public Safety                    |            |                                       |            | Balance Outstanding Dec. 31, 1969          | 71,746.69       |
| PUBLIC WORKS                           |            |                                       |            | PRIOR YEARS TAXES OUTSTANDING              |                 |
| Streets and Drainage                   | 50,850.00  |                                       |            | Balance January 1, 1969                    | 70,597.10       |
| Sewers and Sewage Processing           |            |                                       |            | Collected in 1969                          | 57,392.65       |
| Garbage and Trash Disposal             | 14,072.00  |                                       |            | Cancelled, Abated or Adjusted (1969)       |                 |
| Public Buildings and Grounds           | 4,000.00   |                                       |            | Transfers to Tax Title Liens or Foreclosed |                 |
| Other Public Works                     |            |                                       |            | Balance December 31, 1969                  | 13,204.45       |
| HEALTH and WELFARE                     |            |                                       |            | TAX TITLE LIENS OUTSTANDING                |                 |
| Health Services Except Environmental   | 818.00     |                                       |            | Balance January 1, 1969                    | 2,777.39        |
| Welfare-Public Assistance              | 150.00     |                                       |            | Transfers From Taxes                       |                 |
| Hospitals, Clinics, First Aid          | 700.00     |                                       |            | Redeemed in 1969                           | 690.11          |
| Animal, Insect, & Rodent Control       |            |                                       |            | Cancelled, Abated or Adjusted (1969)       |                 |
| Other Welfare Services                 |            |                                       |            | Transfers to Foreclosed Property           |                 |
| RECREATION and CONSERVATION            |            |                                       |            | Balance December 31, 1969                  | 2,087.28        |
| Beaches and Boardwalks                 |            |                                       |            | PROPERTY ACQUIRED BY DEED OR               |                 |
| Parks, Playgrounds, Shade Trees        |            |                                       |            | FORECLOSURE                                |                 |
| Land Reclamation & Conservation        |            |                                       |            | Balance January 1, 1969                    |                 |
| Other Recreational Services            |            |                                       |            | Transfers From Taxes or Liens              |                 |
| EDUCATION (excluding schools)          |            |                                       |            | Sale for Cash (1969)                       |                 |
| Libraries                              |            |                                       |            | Cancelled, Abated or Adjusted (1969)       |                 |
| Other Educational Services             |            |                                       |            | Balance December 31, 1969                  |                 |
| STATUTORY EXPENDITURES                 |            |                                       |            | CURRENT FINANCES DECEMBER 31, 1969         |                 |
| Pensions & F.I.C.A.                    | 3,267.00   |                                       |            | ASSETS                                     |                 |
| Employee Fringe Benefits               | 3,000.00   |                                       |            | Cash Dec. 31, 1969                         | 191,558.11      |
| Other Statutory Expenditures           |            |                                       |            | Taxes Receivable                           | 84,951.14       |
| MUNICIPAL FUNCTIONS                    |            |                                       |            | Tax Title Liens                            | 2,087.28        |
| CAPITAL IMPROVEMENTS                   | 5,269.00   |                                       |            | Foreclosed Property                        |                 |
| DEBT SERVICE                           |            |                                       |            | Emergencies & Other Deferred Charges       | 4,714.65        |
| Principal Payments                     |            |                                       |            | State Aid Receivable                       |                 |
| Interest Payments                      |            |                                       |            | Other Receivables                          | 8,998.39        |
| DEFERRED CHARGES                       | 11,524.36  |                                       |            | Total                                      | 292,309.57      |
| SCHOOL, COUNTY, SPECIAL DISTRICT TAXES | 591,151.99 |                                       |            | LIABILITIES                                |                 |
| RESERVE FOR UNCOLLECTED TAXES          | 87,500.08  |                                       |            | Cash Liabilities                           | 21,648.33       |
| EXPENDITURES                           | 814,770.49 |                                       |            | Reserves for Receivables                   | 96,036.81       |
|  |            |                                       |            | Surplus Dec. 31, 1969                      | 174,624.43      |
|  |            |                                       |            | Total                                      | 292,309.57      |



1412  
Population 1960 9,329  
Population 1969 11,320  
  
Moody Rating  
Land Area 10.80 Sq Miles

HANOVER TWP  
Net Valuation Taxable 58,994,031  
State Equalized Value 171,994,259  
Net Valuation on Which County Taxes  
are apportioned: 190,099,712  
State Equalization Ratio .3430  
  
- MORRIS COUNTY  
General Tax Rate Per \$100. 7.37  
State Equalized  
General Tax Rate: 2.52

PER CAPITA:  
Gross Debt 342.63  
Net Debt .71  
Debt Service  
Total Tax Levy 401.97  
Municipal Expenditures 183.50  
  
PER CENT:  
Gross Debt 2.59  
Net Debt .01  
Tax Levy Collected 96.65  
Tax Levy Cancelled, Abated  
or Adjusted .16

| 1969 EXPENDITURES                      |              | 1969 REVENUES                                     |                | 1969 PROPERTY TAX                          |              |
|--|--------------|---|----------------|--|--------------|
| GENERAL GOVERNMENT                     |              | 1969 — Property Taxes Collected 4,398,951.71      |                | STATE EQUALIZED TAX RATE                   |              |
| Governing Body & Public Boards         |              | 1969 Payments in Lieu of Taxes                    |                | Local District School Taxes 1.08           | 1,863,224.00 |
| Municipal Clerk                        |              | Delinquent Tax & Lien Collections                 | 77,729.49      | Regional & Consolidated School Tax .67     | 1,160,195.14 |
| Financial Administration               | 9,000.00     | Business Personalty Replacement Taxes             | 634,283.00     | School Taxes in Municipal Budget           |              |
| Assessment of Taxes                    | 11,650.00    | Taxes from Public Utilities                       | 221,348.51     | County Taxes .45                           | 765,513.60   |
| Collection of Taxes                    | 10,000.00    | Other Miscellaneous Tax Revenues                  | 156,939.35     | County Library Taxes .03                   | 57,190.38    |
| Planning, Housing & Development        | 18,730.00    | State Aid Revenues                                |                | Local Municipal Purpose Taxes .25          | 433,158.42   |
| Human Resources                        |              | Federal Aid Revenues                              |                | Veteran & Senior Citizen Taxes .04         | 67,480.00    |
| Elections                              |              | Sale of Acquired Property                         | 221,419.97     | Total Taxes for Rate Computation 2.52      | 4,346,761.54 |
| General Administration (other)         | 158,250.00   | Other Miscellaneous Revenues                      | 221,419.97     | Special District Taxes                     | 77,824.25    |
| JUDICIARY                              |              | 1969 Revenues Total                               | 5,710,672.03   | Bank Stock Taxes                           | 3,983.18     |
| Municipal Courts                       | 8,900.00     | Prior Years Surplus Appropriated                  | 510,000.00     | Added and Omitted Taxes                    | 189,266.72   |
| PUBLIC SAFETY                          |              | REVENUES TOTAL                                    | 6,220,672.03   | Total Taxes Levied - ABSTRACT              | 4,550,355.69 |
| Fire Protection                        |              |   |                | TOTAL TAXES BILLED                         | 4,551,454.23 |
| Police Protection                      | 307,080.00   |   |                | 1969 TAXES COLLECTED                       | 4,398,951.71 |
| Civil Defense & Disaster Control       | 2,850.00     | 1969 REAL PROPERTY VALUATIONS                     |                | 1969 Taxes Cancelled, Abated or Adjusted   | 7,193.00     |
| Environmental Inspection & Control     | 12,300.00    | Code Class # of Parcels %VAL'N ASSESSED VALUATION |                | Transfer to Tax Title Liens or Foreclosed  | 3,379.63     |
| Other Public Safety                    |              | 1 Vacant Land 566 4.40                            | 2,530,600.00   | Balance Outstanding Dec. 31, 1969          | 141,929.89   |
| PUBLIC WORKS                           |              | 2 Residential 2648 45.89                          | 26,409,500.00  | PRIOR YEARS TAXES OUTSTANDING              |              |
| Streets and Drainage                   | 190,701.11   | 3 Farm 11 .33                                     | 187,000.00     | Balance January 1, 1969                    | 73,420.55    |
| Sewers and Sewage Processing           | 50,000.00    | 4a Commercial 112 7.97                            | 4,587,100.00   | Collected in 1969                          | 68,264.27    |
| Garbage and Trash Disposal             | 76,800.00    | 4b Industrial 70 41.41                            | 23,829,800.00  | Cancelled, Abated or Adjusted (1969)       | 911.78       |
| Public Buildings and Grounds           | 10,250.00    | 4c Apartments                                     |                | Transfers to Tax Title Liens or Foreclosed | 963.79       |
| Other Public Works                     |              | Total 3407 100.00                                 | 57,544,000.00  | Balance December 31, 1969                  | 3,280.71     |
| HEALTH and WELFARE                     |              | CAPITAL DEBT AUTHORIZED, DECEMBER 31, 1969        |                | TAX TITLE LIENS OUTSTANDING                |              |
| Health Services Except Environmental   | 20,650.00    | ISSUED AND UNISSUED                               |                | Balance January 1, 1969                    | 13,214.78    |
| Welfare-Public Assistance              | 3,750.00     | School  | 3,678,565      | Transfers From Taxes                       | 4,484.55     |
| Hospitals, Clinics, First Aid          |              | Self-liquidating                                  | 200,000        | Redeemed in 1969                           | 9,465.22     |
| Animal, Insect, & Rodent Control       | 4,000.00     | Other   |                | Cancelled, Abated or Adjusted (1969)       |              |
| Other Welfare Services                 |              | Total 3,678,565                                   | 8,081          | Transfers to Foreclosed Property           |              |
| RECREATION and CONSERVATION            |              | ISSUED AND OUTSTANDING                            |                | Balance December 31, 1969                  | 8,234.11     |
| Beaches and Boardwalks                 |              | School  | 3,678,565.81   | PROPERTY ACQUIRED BY DEED OR               |              |
| Parks, Playgrounds, Shade Trees        | 30,950.00    | Self-Liquidating                                  | 200,000.00     | FORECLOSURE                                |              |
| Land Reclamation & Conservation        | 1,500.00     | Other   |                | Balance January 1, 1969                    | 13,405.00    |
| Other Recreational Services            | 22,930.00    | Total 3,878,565.81                                |                | Transfers From Taxes or Liens              |              |
| EDUCATION (excluding schools)          |              | EQUALIZED VALUATION BASIS                         |                | Sale for Cash (1969)                       |              |
| Libraries                              | 13,000.00    | FOR NET DEBT COMPUTATION                          | 149,701,494.33 | Cancelled, Abated or Adjusted (1969)       |              |
| Other Educational Services             | 300.00       | 1969 CAPITAL OUTLAY                               |                | Balance December 31, 1969                  | 13,405.00    |
| STATUTORY EXPENDITURES                 |              | TOTAL   | 577,499.57     | CURRENT FINANCES DECEMBER 31, 1969         |              |
| Pensions & F.I.C.A.                    | 66,122.26    | Beaches and Boardwalks                            |                | ASSETS                                     |              |
| Employee Fringe Benefits               | 30,875.00    | Parks and Playgrounds                             | 39,500.00      | Cash Dec. 31, 1969                         | 1,604,767.45 |
| Other Statutory Expenditures           |              | Public Buildings and Grounds                      | 32,635.25      | Taxes Receivable                           | 145,210.60   |
| MUNICIPAL FUNCTIONS                    |              | Vehicular Equipment                               | 9,800.00       | Tax Title Liens                            | 8,234.11     |
| CAPITAL IMPROVEMENTS                   | 711,700.00   | Streets, Roads, Sidewalks, Storm Sewers           | 495,564.32     | Foreclosed Property                        | 13,405.00    |
| DEBT SERVICE                           |              | Sewer System                                      |                | Emergencies & Other Deferred Charges       |              |
| Principal Payments                     |              | Water Service                                     |                | State Aid Receivable                       | 230,363.62   |
| Interest Payments                      |              | Other Utilities                                   |                | Other Receivables                          | 197.00       |
| DEFERRED CHARGES                       |              | Hospitals and Clinics                             |                | Total                                      | 2,002,177.78 |
| SCHOOL, COUNTY, SPECIAL DISTRICT TAXES | 3,923,947.37 | Garbage and Trash Disposal Facilities             |                | LIABILITIES                                |              |
| RESERVE FOR UNCOLLECTED TAXES          | 304,875.58   | Health Equipment                                  |                | Cash Liabilities                           | 1,093,251.22 |
|  |              | Library and Education Facilities                  |                | Reserves for Receivables                   | 167,046.71   |
|  |              | Conservation and Recreation                       |                | Surplus Dec. 31, 1969                      | 741,879.85   |
| EXPENDITURES                           |              | Other Expenditures                                |                | Total                                      | 2,002,177.78 |
| TOTAL                                  | 6,001,111.32 |   |                |  |              |

1413  
Population 1960 2,683  
Population 1969 3,530  
Moody Rating  
Land Area 16.70 Sq. Miles

# HARDING TWP

Net Valuation Taxable 21,397,284  
State Equalized Value 48,062,183  
Net Valuation on Which County Taxes  
are apportioned: 62,449,180  
State Equalization Ratio .4452

# - MORRIS

# COUNTY

General Tax Rate Per \$100. 5.09  
State Equalized  
General Tax Rate: 2.26

# PER CAPITA:

Gross Debt 153.82  
Net Debt 6.52  
Debt Service 3.75  
Total Tax Levy 308.96  
Municipal Expenditures 114.16

# PER CENT:

Gross Debt .91  
Net Debt .04  
Tax Levy Collected 97.12  
Tax Levy Cancelled, Abated  
or Adjusted .14

| 1969 EXPENDITURES                             |                           | 1969 REVENUES                                     |                           | 1969 PROPERTY TAX                          |                     |
|---|---------------------------|---|---------------------------|--|---------------------|
| <b>GENERAL GOVERNMENT</b>                     |                           | <b>1969 — Property Taxes Collected</b>            |                           | <b>STATE EQUALIZED TAX RATE</b>            |                     |
| Governing Body & Public Boards                |                           |   | 1,054,189.63              | Local District School Taxes                | 1.28 616,517.00     |
| Municipal Clerk                               |                           | 1969 Payments in Lieu of Taxes                    | 203.87                    | Regional & Consolidated School Tax         |                     |
| Financial Administration                      | 12,800.00                 | Delinquent Tax & Lien Collections                 | 21,818.59                 | School Taxes in Municipal Budget           |                     |
| Assessment of Taxes                           | 7,500.00                  | Business Personalty Replacement Taxes             | 9,218.00                  | County Taxes                               | .53 253,348.14      |
| Collection of Taxes                           | 3,700.00                  | Taxes from Public Utilities                       | 62,728.78                 | County Library Taxes                       | .04 18,905.91       |
| Planning, Housing & Development               | 5,250.00                  | Other Miscellaneous Tax Revenues                  |                           | Local Municipal Purpose Taxes              | .38 183,919.49      |
| Human Resources                               |                           | State Aid Revenues                                | 15,546.88                 | Veteran & Senior Citizen Taxes             | .03 15,450.00       |
| Elections                                     |                           | Federal Aid Revenues                              |                           | Total Taxes for Rate Computation           | 2.26 1,088,140.54   |
| General Administration (other)                | 47,482.98                 | Sale of Acquired Property                         |                           | Special District Taxes                     | 1,159.07            |
| <b>JUDICIARY</b>                              |                           | Other Miscellaneous Revenues                      | 44,929.98                 | Bank Stock Taxes                           | 313.61              |
| Municipal Courts                              | 3,800.00                  | 1969 Revenues                                     | 1,208,635.73              | Added and Omitted Taxes                    | 16,459.67           |
| <b>PUBLIC SAFETY</b>                          |                           | Prior Years Surplus Appropriated                  | 97,000.00                 | Total Taxes Levied - ABSTRACT              | 1,090,622.89        |
| Fire Protection                               | 3,500.00                  | <b>REVENUES</b>                                   | <b>TOTAL</b> 1,305,635.73 | <b>TOTAL TAXES BILLED</b>                  | <b>1,085,413.94</b> |
| Police Protection                             | 93,300.00                 |   |                           | 1969 TAXES COLLECTED                       | 1,054,189.63        |
| Civil Defense & Disaster Control              | 2,000.00                  | <b>1969 REAL PROPERTY VALUATIONS</b>              |                           | 1969 Taxes Cancelled, Abated or Adjusted   | 1,492.62            |
| Environmental Inspection & Control            | 3,300.00                  | Code Class # of Parcels %VAL'N                    | ASSESSED VALUATION        | Transfer to Tax Title Liens or Foreclosed  | 3,325.58            |
| Other Public Safety                           |                           | 1 Vacant Land 370 7.56                            | 1,607,400.00              | Balance Outstanding Dec. 31, 1969          | 26,406.11           |
| <b>PUBLIC WORKS</b>                           |                           | 2 Residential 831 84.19                           | 17,908,050.00             | <b>PRIOR YEARS TAXES OUTSTANDING</b>       |                     |
| Streets and Drainage                          | 73,084.00                 | 3 Farm 32 4.38                                    | 931,800.00                | Balance January 1, 1969                    | 22,460.00           |
| Sewers and Sewage Processing                  |                           | 4a Commercial 20 2.19                             | 466,100.00                | Collected in 1969                          | 21,818.59           |
| Garbage and Trash Disposal                    |                           | 4b Industrial 3 1.68                              | 356,760.00                | Cancelled, Abated or Adjusted (1969)       | 641.41              |
| Public Buildings and Grounds                  | 5,550.00                  | 4c Apartments                                     |                           | Transfers to Tax Title Liens or Foreclosed |                     |
| Other Public Works                            |                           | Total 1256 100.00                                 | 21,270,110.00             | Balance December 31, 1969                  |                     |
| <b>HEALTH and WELFARE</b>                     |                           | <b>CAPITAL DEBT AUTHORIZED, DECEMBER 31, 1969</b> |                           | <b>TAX TITLE LIENS OUTSTANDING</b>         |                     |
| Health Services Except Environmental          | 6,000.00                  | <b>ISSUED AND UNISSUED</b>                        |                           | Balance January 1, 1969                    | 9,099.41            |
| Welfare-Public Assistance                     | 300.00                    | School  | 520,000                   | Transfers From Taxes                       | 3,325.58            |
| Hospitals, Clinics, First Aid                 |                           | Self-liquidating                                  |                           | Redeemed in 1969                           |                     |
| Animal, Insect, & Rodent Control              | 600.00                    | Other   | 23,000                    | Cancelled, Abated or Adjusted (1969)       |                     |
| Other Welfare Services                        |                           | Total   | 543,000                   | Transfers to Foreclosed Property           |                     |
| <b>RECREATION and CONSERVATION</b>            |                           | <b>ISSUED AND OUTSTANDING</b>                     |                           | Balance December 31, 1969                  | 12,424.99           |
| Beaches and Boardwalks                        |                           | School  | 520,000.00                | <b>PROPERTY ACQUIRED BY DEED OR</b>        |                     |
| Parks, Playgrounds, Shade Trees               |                           | Self-Liquidating                                  |                           | <b>FORECLOSURE</b>                         |                     |
| Land Reclamation & Conservation               |                           | Other   | 23,000.00                 | Balance January 1, 1969                    |                     |
| Other Recreational Services                   | 500.00                    | Total   | 543,000.00                | Transfers From Taxes or Liens              |                     |
| <b>EDUCATION (excluding schools)</b>          |                           | <b>EQUALIZED VALUATION BASIS</b>                  |                           | Sale for Cash (1969)                       |                     |
| Libraries                                     |                           | <b>FOR NET DEBT COMPUTATION</b>                   |                           | Cancelled, Abated or Adjusted (1969)       |                     |
| Other Educational Services                    |                           |   |                           | Balance December 31, 1969                  |                     |
| <b>STATUTORY EXPENDITURES</b>                 |                           | <b>1969 CAPITAL OUTLAY</b>                        |                           | <b>CURRENT FINANCES DECEMBER 31, 1969</b>  |                     |
| Pensions & F.I.C.A.                           | 13,800.00                 | <b>TOTAL</b>                                      |                           | <b>ASSETS</b>                              |                     |
| Employee Fringe Benefits                      | 6,000.00                  | Beaches and Boardwalks                            |                           | Cash Dec. 31, 1969                         | 289,265.98          |
| Other Statutory Expenditures                  |                           | Parks and Playgrounds                             |                           | Taxes Receivable                           | 26,406.11           |
| <b>MUNICIPAL FUNCTIONS</b>                    | <b>TOTAL</b> 288,466.98   | Public Buildings and Grounds                      |                           | Tax Title Liens                            | 12,424.99           |
| <b>CAPITAL IMPROVEMENTS</b>                   |                           | Vehicular Equipment                               |                           | Foreclosed Property                        |                     |
| <b>DEBT SERVICE</b>                           |                           | Streets, Roads, Sidewalks, Storm Sewers           |                           | Emergencies & Other Deferred Charges       | 2,500.00            |
| Principal Payments                            | 12,000.00                 | Sewer System                                      |                           | State Aid Receivable                       |                     |
| Interest Payments                             | 1,242.02                  | Water Service                                     |                           | Other Receivables                          | 2,041.19            |
|   |                           | Other Utilities                                   |                           | Total                                      | 332,638.27          |
|   |                           | Hospitals and Clinics                             |                           | <b>LIABILITIES</b>                         |                     |
| <b>DEFERRED CHARGES</b>                       | 15,000.18                 | Garbage and Trash Disposal Facilities             |                           | Cash Liabilities                           | 76,060.24           |
| <b>SCHOOL, COUNTY, SPECIAL DISTRICT TAXES</b> | 889,930.12                | Health Equipment                                  |                           | Reserves for Receivables                   | 40,872.29           |
| <b>RESERVE FOR UNCOLLECTED TAXES</b>          | 86,288.80                 | Library and Education Facilities                  |                           | Surplus Dec. 31, 1969                      | 215,705.74          |
|   |                           | Conservation and Recreation                       |                           | Total                                      | 332,638.27          |
| <b>EXPENDITURES</b>                           | <b>TOTAL</b> 1,292,928.10 | Other Expenditures                                |                           |  |                     |

|                 |                 |  |           |                             |      |                        |        |  |       |
|-----------------|-----------------|--|-----------|-----------------------------|------|------------------------|--------|--|-------|
| 2109            |                 | HARDWICK TWP   | - WARREN  | COUNTY                      |      | PER CAPITA:            |        | PER CENT:                              |       |
| Population 1960 | 370             | Net Valuation Taxable                                | 4,084,993 |                             |      | Gross Debt             | 787.92 | Gross Debt                             | 5.24  |
| Population 1969 | 420             | State Equalized Value                                | 7,416,472 | General Tax Rate Per \$100. | 4.00 | Net Debt               |        | Net Debt                               |       |
|                 |                 | Net Valuation on Which County Taxes are apportioned: | 5,859,174 | State Equalized             |      | Debt Service           |        | Tax Levy Collected                     | 89.04 |
| Moody Rating    |                 | State Equalization Ratio                             | .5508     | General Tax Rate:           | 2.20 | Total Tax Levy         | 382.00 | Tax Levy Cancelled, Abated or Adjusted | .13   |
| Land Area       | 17.80 Sq. Miles |  |           |                             |      | Municipal Expenditures | 264.48 |  |       |

| 1969 EXPENDITURES                      |            | 1969 REVENUES                                     |  | 1969 PROPERTY TAX                          |  |
|--|------------|---|--|--|--|
| GENERAL GOVERNMENT                     |            | 1969 — Property Taxes Collected                   |  | STATE EQUALIZED TAX RATE                   |  |
| Governing Body & Public Boards         |            | 143,197.12  |  | Local District School Taxes 1.05           |  |
| Municipal Clerk                        |            | 1969 Payments in Lieu of Taxes                    |  | Regional & Consolidated School Tax .13     |  |
| Financial Administration               | 1,600.00   | Delinquent Tax & Lien Collections                 |  | School Taxes in Municipal Budget           |  |
| Assessment of Taxes                    | 1,700.00   | Business Personalty Replacement Taxes             |  | County Taxes .57                           |  |
| Collection of Taxes                    | 1,550.00   | Taxes from Public Utilities                       |  | County Library Taxes .02                   |  |
| Planning, Housing & Development        | 700.00     | Other Miscellaneous Tax Revenues                  |  | Local Municipal Purpose Taxes .39          |  |
| Human Resources                        |            | State Aid Revenues                                |  | Veteran & Senior Citizen Taxes .04         |  |
| Elections                              |            | Federal Aid Revenues                              |  | Total Taxes for Rate Computation 2.20      |  |
| General Administration (other)         | 5,650.00   | Sale of Acquired Property                         |  | Special District Taxes                     |  |
| JUDICIARY                              |            | Other Miscellaneous Revenues                      |  | Bank Stock Taxes                           |  |
| Municipal Courts                       | 600.00     | 1969 Revenues                                     |  | Added and Omitted Taxes                    |  |
| PUBLIC SAFETY                          |            | Prior Years Surplus Appropriated                  |  | Total Taxes Levied - ABSTRACT              |  |
| Fire Protection                        | 250.00     | REVENUES  |  | TOTAL TAXES BILLED                         |  |
| Police Protection                      | 500.00     | TOTAL   |  | 1969 TAXES COLLECTED                       |  |
| Civil Defense & Disaster Control       | 300.00     | 1969 REAL PROPERTY VALUATIONS                     |  | 1969 Taxes Cancelled, Abated or Adjusted   |  |
| Environmental Inspection & Control     | 750.00     | Code Class # of Parcels %VAL'N ASSESSED VALUATION |  | Transfer to Tax Title Liens or Foreclosed  |  |
| Other Public Safety                    |            | 1 Vacant Land 100 6.63                            |  | Balance Outstanding Dec. 31, 1969          |  |
| PUBLIC WORKS                           |            | 2 Residential 115 34.52                           |  | PRIOR YEARS TAXES OUTSTANDING              |  |
| Streets and Drainage                   | 49,650.00  | 3 Farm 86 55.48                                   |  | Balance January 1, 1969                    |  |
| Sewers and Sewage Processing           |            | 4a Commercial 4 3.38                              |  | Collected in 1969                          |  |
| Garbage and Trash Disposal             |            | 4b Industrial                                     |  | Cancelled, Abated or Adjusted (1969)       |  |
| Public Buildings and Grounds           |            | 4c Apartments                                     |  | Transfers to Tax Title Liens or Foreclosed |  |
| Other Public Works                     |            | Total 305 100.01                                  |  | Balance December 31, 1969                  |  |
| HEALTH and WELFARE                     |            | CAPITAL DEBT AUTHORIZED, DECEMBER 31, 1969        |  | TAX TITLE LIENS OUTSTANDING                |  |
| Health Services Except Environmental   | 550.00     | ISSUED AND UNISSUED                               |  | Balance January 1, 1969                    |  |
| Welfare-Public Assistance              | 250.00     | GROSS DEBT  |  | Transfers From Taxes                       |  |
| Hospitals, Clinics, First Aid          | 150.00     | School  |  | Redeemed in 1969                           |  |
| Animal, Insect, & Rodent Control       |            | Self-liquidating                                  |  | Cancelled, Abated or Adjusted (1969)       |  |
| Other Welfare Services                 |            | Other   |  | Transfers to Foreclosed Property           |  |
| RECREATION and CONSERVATION            |            | Total   |  | Balance December 31, 1969                  |  |
| Beaches and Boardwalks                 |            | ISSUED AND OUTSTANDING                            |  | PROPERTY ACQUIRED BY DEED OR               |  |
| Parks, Playgrounds, Shade Trees        |            | School  |  | FORECLOSURE                                |  |
| Land Reclamation & Conservation        |            | Self-liquidating                                  |  | Balance January 1, 1969                    |  |
| Other Recreational Services            |            | Other   |  | Transfers From Taxes or Liens              |  |
| EDUCATION (exclusing schools)          |            | Total   |  | Sale for Cash (1969)                       |  |
| Libraries                              |            | EQUALIZED VALUATION BASIS                         |  | Cancelled, Abated or Adjusted (1969)       |  |
| Other Educational Services             |            | FOR NET DEBT COMPUTATION                          |  | Balance December 31, 1969                  |  |
| STATUTORY EXPENDITURES                 |            | 1969 CAPITAL OUTLAY                               |  | CURRENT FINANCES DECEMBER 31, 1969         |  |
| Pensions & F.I.C.A.                    | 2,100.00   | TOTAL   |  | ASSETS                                     |  |
| Employee Fringe Benefits               |            | Beaches and Boardwalks                            |  | Cash Dec. 31, 1969                         |  |
| Other Statutory Expenditures           |            | Parks and Playgrounds                             |  | Taxes Receivable                           |  |
| MUNICIPAL FUNCTIONS                    |            | Public Buildings and Grounds                      |  | Tax Title Liens                            |  |
| CAPITAL IMPROVEMENTS                   |            | Vehicular Equipment                               |  | Foreclosed Property                        |  |
| DEBT SERVICE                           |            | Streets, Roads, Sidewalks, Storm Sewers           |  | Emergencies & Other Deferred Charges       |  |
| Principal Payments                     |            | Sewer System                                      |  | State Aid Receivable                       |  |
| Interest Payments                      |            | Water Service                                     |  | Other Receivables                          |  |
| DEFERRED CHARGES                       |            | Other Utilities                                   |  | Total                                      |  |
| SCHOOL, COUNTY, SPECIAL DISTRICT TAXES |            | Hospitals and Clinics                             |  | LIABILITIES                                |  |
| RESERVE FOR UNCOLLECTED TAXES          |            | Garbage and Trash Disposal Facilities             |  | Cash Liabilities                           |  |
|  |            | Health Equipment                                  |  | Reserves for Receivables                   |  |
|  |            | Library and Education Facilities                  |  | Surplus Dec. 31, 1969                      |  |
|  |            | Conservation and Recreation                       |  | Total                                      |  |
| EXPENDITURES                           |            | Other Expenditures                                |  |  |  |
| TOTAL                                  | 241,801.58 |   |  |  |  |

1911  
Population 1960 2,206  
Population 1969 3,060  
  
Moody Rating  
Land Area 32.60 Sq. Miles

HARDYSTON TWP  
Net Valuation Taxable 18,528,429  
State Equalized Value 26,461,623  
Net Valuation on Which County Taxes  
are apportioned: 25,415,504  
State Equalization Ratio .7002

- SUSSEX COUNTY  
General Tax Rate Per \$100. 4.28  
State Equalized  
General Tax Rate: 2.99

PER CAPITA:  
Gross Debt 174.21  
Net Debt 1.34  
Debt Service .13  
Total Tax Levy 254.01  
Municipal Expenditures 97.87

PER CENT:  
Gross Debt 2.24  
Net Debt .02  
Tax Levy Collected 87.31  
Tax Levy Cancelled, Abated  
or Adjusted

| 1969 EXPENDITURES                      |            | 1969 REVENUES                              |            | 1969 PROPERTY TAX                          |                 |
|--|------------|--|------------|--|-----------------|
| <b>GENERAL GOVERNMENT</b>              |            | 1969 — Property Taxes Collected 678,587.48 |            | <b>STATE EQUALIZED TAX RATE</b>            |                 |
| Governing Body & Public Boards         |            | 1969 Payments in Lieu of Taxes             |            | Local District School Taxes 1.87           | 496,152.39      |
| Municipal Clerk                        |            | Delinquent Tax & Lien Collections          | 81,971.25  | Regional & Consolidated School Tax         |                 |
| Financial Administration               | 6,385.00   | Business Personalty Replacement Taxes      | 22,578.00  | School Taxes in Municipal Budget           |                 |
| Assessment of Taxes                    | 7,396.00   | Taxes from Public Utilities                | 41,613.62  | County Taxes                               | .67 177,420.89  |
| Collection of Taxes                    | 6,760.00   | Other Miscellaneous Tax Revenues           |            | County Library Taxes                       | .03 8,091.27    |
| Planning, Housing & Development        | 3,296.00   | State Aid Revenues                         | 12,329.24  | Local Municipal Purpose Taxes              | .35 92,577.64   |
| Human Resources                        |            | Federal Aid Revenues                       |            | Veteran & Senior Citizen Taxes             | .07 17,970.00   |
| Elections                              | 1,336.90   | Sale of Acquired Property                  | 4,761.78   | Total Taxes for Rate Computation           | 2.99 792,212.19 |
| General Administration (other)         | 16,203.10  | Other Miscellaneous Revenues               | 37,430.19  | Special District Taxes                     |                 |
| <b>JUDICIARY</b>                       |            | 1969 Revenues Total                        | 879,271.56 | Bank Stock Taxes                           | 217.23          |
| Municipal Courts                       | 2,026.00   | Prior Years Surplus Appropriated           | 70,000.00  | Added and Omitted Taxes                    | 2,800.78        |
| <b>PUBLIC SAFETY</b>                   |            | REVENUES TOTAL                             | 949,271.56 | Total Taxes Levied - ABSTRACT              | 777,260.20      |
| Fire Protection                        | 5,800.00   |  |            | <b>TOTAL TAXES BILLED</b>                  | 777,260.20      |
| Police Protection                      | 31,137.11  |  |            | 1969 TAXES COLLECTED                       | 678,587.48      |
| Civil Defense & Disaster Control       | 1,340.00   |  |            | 1969 Taxes Cancelled, Abated or Adjusted   |                 |
| Environmental Inspection & Control     | 966.50     |  |            | Transfer to Tax Title Liens or Foreclosed  |                 |
| Other Public Safety                    |            |  |            | Balance Outstanding Dec. 31, 1969          | 98,672.72       |
| <b>PUBLIC WORKS</b>                    |            |  |            | <b>PRIOR YEARS TAXES OUTSTANDING</b>       |                 |
| Streets and Drainage                   | 64,169.29  |  |            | Balance January 1, 1969                    | 96,491.89       |
| Sewers and Sewage Processing           |            |  |            | Collected in 1969                          | 81,971.25       |
| Garbage and Trash Disposal             | 9,768.00   |  |            | Cancelled, Abated or Adjusted (1969)       |                 |
| Public Buildings and Grounds           | 3,040.62   |  |            | Transfers to Tax Title Liens or Foreclosed |                 |
| Other Public Works                     |            |  |            | Balance December 31, 1969                  | 14,520.64       |
| <b>HEALTH and WELFARE</b>              |            |  |            | <b>TAX TITLE LIENS OUTSTANDING</b>         |                 |
| Health Services Except Environmental   | 3,206.77   |  |            | Balance January 1, 1969                    | 8,855.32        |
| Welfare-Public Assistance              | 1,065.00   |  |            | Transfers From Taxes                       |                 |
| Hospitals, Clinics, First Aid          |            |  |            | Redeemed in 1969                           |                 |
| Animal, Insect, & Rodent Control       | 1,329.65   |  |            | Cancelled, Abated or Adjusted (1969)       |                 |
| Other Welfare Services                 |            |  |            | Transfers to Foreclosed Property           |                 |
| <b>RECREATION and CONSERVATION</b>     |            |  |            | Balance December 31, 1969                  | 8,855.32        |
| Beaches and Boardwalks                 |            |  |            | <b>PROPERTY ACQUIRED BY DEED OR</b>        |                 |
| Parks, Playgrounds, Shade Trees        |            |  |            | <b>FORECLOSURE</b>                         |                 |
| Land Reclamation & Conservation        |            |  |            | Balance January 1, 1969                    | 20,000.00       |
| Other Recreational Services            | 400.00     |  |            | Transfers From Taxes or Liens              |                 |
| <b>EDUCATION (excluding schools)</b>   |            |  |            | Sale for Cash (1969)                       | 4,761.78        |
| Libraries                              |            |  |            | Cancelled, Abated or Adjusted (1969)       |                 |
| Other Educational Services             |            |  |            | Balance December 31, 1969                  | 15,238.22       |
| <b>STATUTORY EXPENDITURES</b>          |            |  |            | <b>CURRENT FINANCES DECEMBER 31, 1969</b>  |                 |
| Pensions & F.I.C.A.                    | 6,100.00   |  |            | <b>ASSETS</b>                              |                 |
| Employee Fringe Benefits               | 7,087.00   |  |            | Cash Dec. 31, 1969                         | 148,890.17      |
| Other Statutory Expenditures           |            |  |            | Taxes Receivable                           | 113,193.36      |
| <b>MUNICIPAL FUNCTIONS</b>             |            |  |            | Tax Title Liens                            | 8,855.32        |
| CAPITAL IMPROVEMENTS                   | 10,000.00  |  |            | Foreclosed Property                        | 15,238.22       |
| <b>DEBT SERVICE</b>                    |            |  |            | Emergencies & Other Deferred Charges       | 5,097.53        |
| Principal Payments                     |            |  |            | State Aid Receivable                       |                 |
| Interest Payments                      | 400.00     |  |            | Other Receivables                          | 791.80          |
| <b>DEFERRED CHARGES</b>                |            |  |            | Total                                      | 292,066.40      |
| SCHOOL, COUNTY, SPECIAL DISTRICT TAXES | 681,664.55 |  |            | <b>LIABILITIES</b>                         |                 |
| RESERVE FOR UNCOLLECTED TAXES          | 104,000.00 |  |            | Cash Liabilities                           | 24,085.61       |
| <b>EXPENDITURES</b>                    |            |  |            | Reserves for Receivables                   | 138,078.70      |
| TOTAL                                  | 981,134.60 |  |            | Surplus Dec. 31, 1969                      | 129,902.09      |
|  |            |  |            | Total                                      | 292,066.40      |

|                           |   |                                  |               |                              |  |
|---------------------------|---|----------------------------------|---------------|------------------------------|--|
| <b>2110</b>               | <b>HARMONY TWP</b>  | <b>- WARREN</b>                  | <b>COUNTY</b> | <b>PER CAPITA:</b>           | <b>PER CENT:</b>                           |
| Population 1960 2,039     | Net Valuation Taxable 10,857,750                                |                                  |               | Gross Debt 175.21            | Gross Debt 2.32                            |
| Population 1969 2,340     | State Equalized Value 17,495,568                                | General Tax Rate Per \$100. 4.93 |               | Net Debt                     | Net Debt                                   |
|                           | Net Valuation on Which County Taxes are apportioned: 19,924,472 | State Equalized                  |               | Debt Service                 | Tax Levy Collected 91.93                   |
| Moody Rating              | State Equalization Ratio .6206                                  | General Tax Rate: 3.05           |               | Total Tax Levy 223.55        | Tax Levy Cancelled, Abated or Adjusted .20 |
| Land Area 24.30 Sq. Miles |   |                                  |               | Municipal Expenditures 69.08 |  |

| 1969 EXPENDITURES                             |                   | 1969 REVENUES                                     |  | 1969 PROPERTY TAX                               |                 |
|---|-------------------|---|--|---|-----------------|
| <b>GENERAL GOVERNMENT</b>                     |                   | 1969 — Property Taxes Collected                   |  | <b>STATE EQUALIZED TAX RATE</b>                 |                 |
| Governing Body & Public Boards                |                   | 481,439.85  |  | Local District School Taxes                     | 2.06 360,202.00 |
| Municipal Clerk                               |                   | 1969 Payments in Lieu of Taxes                    |  | Regional & Consolidated School Tax              |                 |
| Financial Administration                      | 3,400.00          | Delinquent Tax & Lien Collections                 |  | School Taxes in Municipal Budget                |                 |
| Assessment of Taxes                           | 2,800.00          | Business Personalty Replacement Taxes             |  | County Taxes                                    | .82 143,203.55  |
| Collection of Taxes                           | 2,800.00          | Taxes from Public Utilities                       |  | County Library Taxes                            | .02 4,042.09    |
| Planning, Housing & Development               | 1,650.00          | Other Miscellaneous Tax Revenues                  |  | Local Municipal Purpose Taxes                   | .07 13,000.00   |
| Human Resources                               |                   | State Aid Revenues                                |  | Veteran & Senior Citizen Taxes                  | .08 14,250.00   |
| Elections                                     |                   | Federal Aid Revenues                              |  | Total Taxes for Rate Computation                | 3.05 534,697.64 |
| General Administration (other)                | 9,000.00          | Sale of Acquired Property                         |  | Special District Taxes                          |                 |
| <b>JUDICIARY</b>                              |                   | Other Miscellaneous Revenues                      |  | Bank Stock Taxes                                |                 |
| Municipal Courts                              |                   | 1969 Revenues                                     |  | Added and Omitted Taxes                         | 2,655.31        |
| <b>PUBLIC SAFETY</b>                          |                   | Prior Years Surplus Appropriated                  |  | Total Taxes Levied - ABSTRACT                   | 523,102.95      |
| Fire Protection                               | 2,250.00          | REVENUES  |  | <b>TOTAL TAXES BILLED</b>                       | 523,701.31      |
| Police Protection                             | 750.00            | TOTAL   |  | 1969 TAXES COLLECTED                            | 481,439.85      |
| Civil Defense & Disaster Control              | 1,000.00          | 1969 REAL PROPERTY VALUATIONS                     |  | 1969 Taxes Cancelled, Abated or Adjusted        | 1,031.63        |
| Environmental Inspection & Control            |                   | Code Class # of Parcels %VAL'N ASSESSED VALUATION |  | Transfer to Tax Title Liens or Foreclosed       | 167.62          |
| Other Public Safety                           |                   | 1 Vacant Land 436 3.31 355,600.00                 |  | Balance Outstanding Dec. 31, 1969               | 41,062.21       |
| <b>PUBLIC WORKS</b>                           |                   | 2 Residential 646 52.75 5,659,800.00              |  | <b>PRIOR YEARS TAXES OUTSTANDING</b>            |                 |
| Streets and Drainage                          | 54,846.57         | 3 Farm 146 23.38 2,507,725.00                     |  | Balance January 1, 1969                         | 36,745.12       |
| Sewers and Sewage Processing                  |                   | 4a Commercial 42 16.83 1,805,800.00               |  | Collected in 1969                               | 35,769.92       |
| Garbage and Trash Disposal                    |                   | 4b Industrial 7 3.54 379,400.00                   |  | Cancelled, Abated or Adjusted (1969)            | 749.11          |
| Public Buildings and Grounds                  |                   | 4c Apartments 1 .20 21,400.00                     |  | Transfers to Tax Title Liens or Foreclosed      |                 |
| Other Public Works                            |                   | Total 1278 100.01 10,729,725.00                   |  | Balance December 31, 1969                       | 226.09          |
| <b>HEALTH and WELFARE</b>                     |                   | CAPITAL DEBT AUTHORIZED, DECEMBER 31, 1969        |  | <b>TAX TITLE LIENS OUTSTANDING</b>              |                 |
| Health Services Except Environmental          | 600.00            | ISSUED AND UNISSUED                               |  | Balance January 1, 1969                         | 922.13          |
| Welfare-Public Assistance                     | 900.00            | SCHOOL GROSS DEBT                                 |  | Transfers From Taxes                            | 167.62          |
| Hospitals, Clinics, First Aid                 | 200.00            | Self-liquidating                                  |  | Redeemed in 1969                                | 753.23          |
| Animal, Insect, & Rodent Control              |                   | Other   |  | Cancelled, Abated or Adjusted (1969)            |                 |
| Other Welfare Services                        |                   | Total 410,000                                     |  | Transfers to Foreclosed Property                |                 |
| <b>RECREATION and CONSERVATION</b>            |                   | ISSUED AND OUTSTANDING                            |  | Balance December 31, 1969                       | 336.52          |
| Beaches and Boardwalks                        |                   | SCHOOL  |  | <b>PROPERTY ACQUIRED BY DEED OR FORECLOSURE</b> |                 |
| Parks, Playgrounds, Shade Trees               | 800.00            | Self-liquidating                                  |  | Balance January 1, 1969                         |                 |
| Land Reclamation & Conservation               |                   | Other   |  | Transfers From Taxes or Liens                   |                 |
| Other Recreational Services                   |                   | Total   |  | Sale for Cash (1969)                            |                 |
| <b>EDUCATION (excluding schools)</b>          |                   | EQUALIZED VALUATION BASIS                         |  | Cancelled, Abated or Adjusted (1969)            |                 |
| Libraries                                     |                   | FOR NET DEBT COMPUTATION                          |  | Balance December 31, 1969                       |                 |
| Other Educational Services                    |                   | 17,703,077.00                                     |  | <b>CURRENT FINANCES DECEMBER 31, 1969</b>       |                 |
| <b>STATUTORY EXPENDITURES</b>                 |                   | 1969 CAPITAL OUTLAY                               |  | <b>ASSETS</b>                                   |                 |
| Pensions & F.I.C.A.                           | 2,242.00          | TOTAL   |  | Cash Dec. 31, 1969                              | 115,221.95      |
| Employee Fringe Benefits                      | 800.00            | Beaches and Boardwalks                            |  | Taxes Receivable                                | 41,288.30       |
| Other Statutory Expenditures                  |                   | Parks and Playgrounds                             |  | Tax Title Liens                                 | 336.52          |
| <b>MUNICIPAL FUNCTIONS</b>                    |                   | Public Buildings and Grounds                      |  | Foreclosed Property                             |                 |
| <b>CAPITAL IMPROVEMENTS</b>                   |                   | Vehicular Equipment                               |  | Emergencies & Other Deferred Charges            |                 |
| <b>DEBT SERVICE</b>                           |                   | Streets, Roads, Sidewalks, Storm Sewers           |  | State Aid Receivable                            | 19,500.00       |
| Principal Payments                            |                   | Sewer System                                      |  | Other Receivables                               | 1,733.83        |
| Interest Payments                             |                   | Water Service                                     |  | Total   | 178,080.60      |
|   |                   | Other Utilities                                   |  | <b>LIABILITIES</b>                              |                 |
| <b>DEFERRED CHARGES</b>                       |                   | Hospitals and Clinics                             |  | Cash Liabilities                                | 58,633.77       |
|   |                   | Garbage and Trash Disposal Facilities             |  | Reserves for Receivables                        | 43,358.65       |
| <b>SCHOOL, COUNTY, SPECIAL DISTRICT TAXES</b> |                   | Health Equipment                                  |  | Surplus Dec. 31, 1969                           | 76,088.18       |
| <b>RESERVE FOR UNCOLLECTED TAXES</b>          |                   | Library and Education Facilities                  |  | Total   | 178,080.60      |
|   |                   | Conservation and Recreation                       |  |   |                 |
| <b>EXPENDITURES</b>                           |                   | Other Expenditures                                |  |   |                 |
| <b>TOTAL</b>                                  | <b>669,089.64</b> |   |  |   |                 |

0224  
Population 1960 3,581  
Population 1969 4,450  
Moody Rating  
Land Area 2.04 Sq. Miles

HARRINGTON PARK BORO - BERGEN COUNTY  
Net Valuation Taxable 42,112,284  
State Equalized Value 44,244,887  
Net Valuation on Which County Taxes are apportioned: 42,288,526  
State Equalization Ratio .9518  
General Tax Rate Per \$100. 3.29  
State Equalized General Tax Rate: 3.13

PER CAPITA:  
Gross Debt 256.13  
Net Debt  
Debt Service  
Total Tax Levy 306.49  
Municipal Expenditures 90.22  
PER CENT:  
Gross Debt 2.72  
Net Debt  
Tax Levy Collected 97.36  
Tax Levy Cancelled, Abated or Adjusted .82

| 1969 EXPENDITURES                      |              | 1969 REVENUES                              |                    | 1969 PROPERTY TAX                          |                   |
|--|--------------|--|--------------------|--|-------------------|
| GENERAL GOVERNMENT                     |              | 1969 — Property Taxes Collected            |                    | STATE EQUALIZED TAX RATE                   |                   |
| Governing Body & Public Boards         |              | 1969 Payments in Lieu of Taxes             | 1,330,276.91       | Local District School Taxes                | 1.29 571,880.26   |
| Municipal Clerk                        |              | Delinquent Tax & Lien Collections          | 6,407.40           | Regional & Consolidated School Tax         | .93 410,024.78    |
| Financial Administration               | 9,939.00     | Business Personalty Replacement Taxes      | 17,134.19          | School Taxes in Municipal Budget           |                   |
| Assessment of Taxes                    | 5,475.00     | Taxes from Public Utilities                | 3,974.00           | County Taxes                               | .36 159,335.37    |
| Collection of Taxes                    | 7,090.00     | Other Miscellaneous Tax Revenues           | 89,843.22          | County Library Taxes                       |                   |
| Planning, Housing & Development        | 4,450.00     | State Aid Revenues                         | 16,671.68          | Local Municipal Purpose Taxes              | .49 214,716.43    |
| Human Resources                        |              | Federal Aid Revenues                       |                    | Veteran & Senior Citizen Taxes             | .06 27,510.00     |
| Elections                              |              | Sale of Acquired Property                  |                    | Total Taxes for Rate Computation           | 3.13 1,383,466.84 |
| General Administration (other)         | 29,640.00    | Other Miscellaneous Revenues               | 26,175.90          | Special District Taxes                     |                   |
| JUDICIARY                              |              | 1969 Revenues                              | 1,490,483.30       | Bank Stock Taxes                           | 615.86            |
| Municipal Courts                       | 4,100.00     | Prior Years Surplus Appropriated           | 60,000.00          | Added and Omitted Taxes                    | 7,303.80          |
| PUBLIC SAFETY                          |              | REVENUES                                   | 1,550,483.30       | Total Taxes Levied - ABSTRACT              | 1,363,876.50      |
| Fire Protection                        | 27,691.00    |  |                    | TOTAL TAXES BILLED                         | 1,330,276.91      |
| Police Protection                      | 101,437.25   | 1969 REAL PROPERTY VALUATIONS              |                    | 1969 TAXES COLLECTED                       | 1,330,276.91      |
| Civil Defense & Disaster Control       | 200.00       | Code Class # of Parcels %VAL'N             | ASSESSED VALUATION | 1969 Taxes Cancelled, Abated or Adjusted   | 11,199.04         |
| Environmental Inspection & Control     | 1,300.00     | 1 Vacant Land 207 6.13                     | 2,566,600.00       | Transfer to Tax Title Liens or Foreclosed  | 3,609.13          |
| Other Public Safety                    |              | 2 Residential 1162 91.50                   | 38,334,500.00      | Balance Outstanding Dec. 31, 1969          | 21,298.72         |
| PUBLIC WORKS                           |              | 3 Farm 3 .03                               | 13,500.00          | PRIOR YEARS TAXES OUTSTANDING              |                   |
| Streets and Drainage                   | 61,965.90    | 4a Commercial 22 2.34                      | 980,100.00         | Balance January 1, 1969                    | 21,026.12         |
| Sewers and Sewage Processing           | 6,000.00     | 4b Industrial                              |                    | Collected in 1969                          | 12,308.97         |
| Garbage and Trash Disposal             | 4,500.00     | 4c Apartments                              |                    | Cancelled, Abated or Adjusted (1969)       | 3,913.11          |
| Public Buildings and Grounds           | 2,470.00     | Total 1394 100.00                          | 41,894,700.00      | Transfers to Tax Title Liens or Foreclosed | 4,804.04          |
| Other Public Works                     |              |  |                    | Balance December 31, 1969                  |                   |
| HEALTH and WELFARE                     |              | CAPITAL DEBT AUTHORIZED, DECEMBER 31, 1969 |                    | TAX TITLE LIENS OUTSTANDING                |                   |
| Health Services Except Environmental   | 8,009.82     | ISSUED AND UNISSUED                        |                    | Balance January 1, 1969                    | 2,979.54          |
| Welfare-Public Assistance              | 150.00       | GROSS DEBT                                 |                    | Transfers From Taxes                       | 8,413.17          |
| Hospitals, Clinics, First Aid          |              | School 1,139,766                           |                    | Redeemed in 1969                           | 4,825.22          |
| Animal, Insect, & Rodent Control       |              | Self-liquidating                           |                    | Cancelled, Abated or Adjusted (1969)       | 158.44            |
| Other Welfare Services                 |              | Other                                      |                    | Transfers to Foreclosed Property           |                   |
| RECREATION and CONSERVATION            |              | Total 1,139,766                            |                    | Balance December 31, 1969                  | 6,409.05          |
| Beaches and Boardwalks                 |              | ISSUED AND OUTSTANDING                     |                    | PROPERTY ACQUIRED BY DEED OR               |                   |
| Parks, Playgrounds, Shade Trees        | 7,880.00     | School                                     |                    | FORECLOSURE                                |                   |
| Land Reclamation & Conservation        |              | Self-Liquidating                           |                    | Balance January 1, 1969                    | 55,175.00         |
| Other Recreational Services            | 2,675.00     | Other                                      |                    | Transfers From Taxes or Liens              |                   |
| EDUCATION (excluding schools)          |              | Total 1,139,766.46                         |                    | Sale for Cash (1969)                       |                   |
| Libraries                              | 8,000.00     | EQUALIZED VALUATION BASIS                  |                    | Cancelled, Abated or Adjusted (1969)       |                   |
| Other Educational Services             |              | FOR NET DEBT COMPUTATION                   |                    | Balance December 31, 1969                  | 55,175.00         |
| STATUTORY EXPENDITURES                 |              | 1969 CAPITAL OUTLAY                        |                    | CURRENT FINANCES DECEMBER 31, 1969         |                   |
| Pensions & F.I.C.A.                    | 16,390.00    | TOTAL                                      |                    | ASSETS                                     |                   |
| Employee Fringe Benefits               | 2,800.00     | Beaches and Boardwalks                     |                    | Cash Dec. 31, 1969                         | 332,002.53        |
| Other Statutory Expenditures           |              | Parks and Playgrounds                      |                    | Taxes Receivable                           | 21,298.72         |
| MUNICIPAL FUNCTIONS                    |              | Public Buildings and Grounds               |                    | Tax Title Liens                            | 6,409.05          |
| CAPITAL IMPROVEMENTS                   | 21,685.00    | Vehicular Equipment                        |                    | Foreclosed Property                        | 55,175.00         |
| DEBT SERVICE                           |              | Streets, Roads, Sidewalks, Storm Sewers    |                    | Emergencies & Other Deferred Charges       | 18,100.00         |
| Principal Payments                     |              | Sewer System                               |                    | State Aid Receivable                       | 11,599.37         |
| Interest Payments                      |              | Water Service                              |                    | Other Receivables                          | 339.40            |
| DEFERRED CHARGES                       | 3,800.00     | Other Utilities                            |                    | Total                                      | 444,924.07        |
| SCHOOL, COUNTY, SPECIAL DISTRICT TAXES | 1,141,240.41 | Hospitals and Clinics                      |                    | LIABILITIES                                |                   |
| RESERVE FOR UNCOLLECTED TAXES          | 63,820.00    | Garbage and Trash Disposal Facilities      |                    | Cash Liabilities                           | 35,532.31         |
|  |              | Health Equipment                           |                    | Reserves for Receivables                   | 83,222.17         |
|  |              | Library and Education Facilities           |                    | Surplus Dec. 31, 1969                      | 326,169.59        |
|  |              | Conservation and Recreation                |                    | Total                                      | 444,924.07        |
| EXPENDITURES                           |              | Other Expenditures                         |                    |  |                   |
| TOTAL                                  | 1,542,708.38 | 4,000.00                                   |                    |  |                   |

0904  
 Population 1960 11,743  
 Population 1969 11,750  
 S & P Rating A  
 Moody Rating BAA-1  
 Land Area 1.20 Sq. Miles

HARRISON TOWN - HUDSON COUNTY  
 Net Valuation Taxable 30,541,352  
 State Equalized Value 104,450,588  
 Net Valuation on Which County Taxes are apportioned: 131,057,070  
 State Equalization Ratio .2924  
 General Tax Rate Per \$100. 9.48  
 State Equalized General Tax Rate: 2.77

PER CAPITA:  
 Gross Debt 309.81  
 Net Debt 77.22  
 Debt Service 22.78  
 Total Tax Levy 244.49  
 Municipal Expenditures 309.08

PER CENT:  
 Gross Debt 3.76  
 Net Debt .94  
 Tax Levy Collected 96.51  
 Tax Levy Cancelled, Abated or Adjusted 1.60

| 1969 EXPENDITURES                             |                           | 1969 REVENUES                                     |                           | 1969 PROPERTY TAX                          |                   |
|---|---------------------------|---|---------------------------|--|-------------------|
| <b>GENERAL GOVERNMENT</b>                     |                           |   |                           | <b>STATE EQUALIZED TAX RATE</b>            |                   |
| Governing Body & Public Boards                | 3,400.00                  | 1969 — Property Taxes Collected                   | 2,772,667.62              | Local District School Taxes                | 1.13 1,175,892.50 |
| Municipal Clerk                               | 45,370.00                 | 1969 Payments in Lieu of Taxes                    | 14,067.27                 | Regional & Consolidated School Tax         |                   |
| Financial Administration                      | 68,300.00                 | Delinquent Tax & Lien Collections                 | 32,493.55                 | School Taxes in Municipal Budget           | .16 171,360.25    |
| Assessment of Taxes                           | 18,000.00                 | Business Personalty Replacement Taxes             | 946,969.00                | County Taxes                               | 1.45 1,509,331.87 |
| Collection of Taxes                           | 38,700.00                 | Taxes from Public Utilities                       | 2,005,307.15              | County Library Taxes                       |                   |
| Planning, Housing & Development               |                           | Other Miscellaneous Tax Revenues                  | 2,352.31                  | Local Municipal Purpose Taxes              | 1,004.75          |
| Human Resources                               |                           | State Aid Revenues                                | 95,811.76                 | Veteran & Senior Citizen Taxes             | .03 35,940.00     |
| Elections                                     | 3,200.00                  | Federal Aid Revenues                              |                           | Total Taxes for Rate Computation           | 2.77 2,893,529.37 |
| General Administration (other)                | 81,500.00                 | Sale of Acquired Property                         |                           | Special District Taxes                     |                   |
| <b>JUDICIARY</b>                              |                           | Other Miscellaneous Revenues                      | 100,005.17                | Bank Stock Taxes                           | 5,934.80          |
| Municipal Courts                              | 21,750.00                 | 1969 Revenues                                     | 5,969,673.83              | Added and Omitted Taxes                    | 9,226.29          |
| <b>PUBLIC SAFETY</b>                          |                           | Prior Years Surplus Appropriated                  | 320,000.00                | Total Taxes Levied - ABSTRACT              | 2,872,750.46      |
| Fire Protection                               | 643,600.00                | <b>REVENUES</b>                                   | <b>TOTAL</b> 6,289,673.83 | <b>TOTAL TAXES BILLED</b>                  | 2,873,018.95      |
| Police Protection                             | 712,000.00                |   |                           | 1969 TAXES COLLECTED                       | 2,772,667.62      |
| Civil Defense & Disaster Control              | 3,150.00                  | <b>1969 REAL PROPERTY VALUATIONS</b>              |                           | 1969 Taxes Cancelled, Abated or Adjusted   | 45,896.91         |
| Environmental Inspection & Control            | 4,530.00                  | Code Class # of Parcels %VAL'N                    | ASSESSED VALUATION        | Transfer to Tax Title Liens or Foreclosed  | 975.93            |
| Other Public Safety                           | 5,500.00                  | 1 Vacant Land 161 2.12                            | 635,580.00                | Balance Outstanding Dec. 31, 1969          | 53,478.49         |
| <b>PUBLIC WORKS</b>                           |                           | 2 Residential 1429 20.94                          | 6,288,570.00              | <b>PRIOR YEARS TAXES OUTSTANDING</b>       |                   |
| Streets and Drainage                          | 322,300.00                | 3 Farm  |                           | Balance January 1, 1969                    | 169,108.89        |
| Sewers and Sewage Processing                  | 162,750.00                | 4a Commercial 348 12.53                           | 3,762,550.00              | Collected in 1969                          | 32,493.55         |
| Garbage and Trash Disposal                    | 73,000.00                 | 4b Industrial 97 63.01                            | 18,921,420.00             | Cancelled, Abated or Adjusted (1969)       | 11,419.02         |
| Public Buildings and Grounds                  | 103,000.00                | 4c Apartments 39 1.41                             | 423,400.00                | Transfers to Tax Title Liens or Foreclosed |                   |
| Other Public Works                            |                           | Total 2074 100.01                                 | 30,031,520.00             | Balance December 31, 1969                  | 125,196.32        |
| <b>HEALTH and WELFARE</b>                     |                           | <b>CAPITAL DEBT AUTHORIZED, DECEMBER 31, 1969</b> |                           | <b>TAX TITLE LIENS OUTSTANDING</b>         |                   |
| Health Services Except Environmental          | 74,500.00                 | ISSUED AND UNISSUED                               | GROSS DEBT                | Balance January 1, 1969                    | 8,195.77          |
| Welfare-Public Assistance                     | 60,500.00                 | School  | 2,733,000                 | Transfers From Taxes                       | 975.93            |
| Hospitals, Clinics, First Aid                 |                           | Self-liquidating                                  |                           | Redeemed in 1969                           |                   |
| Animal, Insect, & Rodent Control              | 2,600.00                  | Other   | 907,300                   | Cancelled, Abated or Adjusted (1969)       |                   |
| Other Welfare Services                        |                           | Total   | 3,640,300                 | Transfers to Foreclosed Property:          |                   |
| <b>RECREATION and CONSERVATION</b>            |                           |   |                           | Balance December 31, 1969                  | 9,171.70          |
| Beaches and Boardwalks                        |                           | <b>ISSUED AND OUTSTANDING</b>                     |                           | <b>PROPERTY ACQUIRED BY DEED OR</b>        |                   |
| Parks, Playgrounds, Shade Trees               | 82,100.00                 | School  | 2,733,000.00              | <b>FORECLOSURE</b>                         |                   |
| Land Reclamation & Conservation               |                           | Self-Liquidating                                  |                           | Balance January 1, 1969                    | 66,400.00         |
| Other Recreational Services                   | 31,602.00                 | Other   | 708,800.00                | Transfers From Taxes or Liens              |                   |
| <b>EDUCATION (excloding schools)</b>          |                           | Total   | 3,441,800.00              | Sale for Cash (1969)                       |                   |
| Libraries                                     | 74,700.00                 | <b>EQUALIZED VALUATION BASIS</b>                  |                           | Cancelled, Abated or Adjusted (1969)       |                   |
| Other Educational Services                    | 100,000.00                | <b>FOR NET DEBT COMPUTATION</b>                   | 96,714,972.33             | Balance December 31, 1969                  | 66,400.00         |
| <b>STATUTORY EXPENDITURES</b>                 |                           | 1969 CAPITAL OUTLAY                               | TOTAL 121,150.00          | <b>CURRENT FINANCES DECEMBER 31, 1969</b>  |                   |
| Pensions & F.I.C.A.                           | 315,500.00                | Beaches and Boardwalks                            |                           | <b>ASSETS</b>                              |                   |
| Employee Fringe Benefits                      | 55,000.00                 | Parks and Playgrounds                             |                           | Cash Dec. 31, 1969                         | 761,155.66        |
| Other Statutory Expenditures                  |                           | Public Buildings and Grounds                      | 76,700.00                 | Taxes Receivable                           | 178,674.81        |
| <b>MUNICIPAL FUNCTIONS</b>                    | <b>TOTAL</b> 3,106,552.00 | Vehicular Equipment                               | 19,450.00                 | Tax Title Liens                            | 9,171.70          |
| <b>CAPITAL IMPROVEMENTS</b>                   | 45,000.00                 | Streets, Roads, Sidewalks, Storm Sewers           | 25,000.00                 | Foreclosed Property                        | 66,400.00         |
| <b>DEBT SERVICE</b>                           |                           | Sewer System                                      |                           | Emergencies & Other Deferred Charges       |                   |
| Principal Payments                            | 130,000.00                | Water Service                                     |                           | State Aid Receivable                       | 63,655.79         |
| Interest Payments                             | 137,675.75                | Other Utilities                                   |                           | Other Receivables                          | 3,784.34          |
| <b>TYPE I SCHL DEBT *MEMO</b>                 | 171,811.25                | Hospitals and Clinics                             |                           | Total                                      | 1,082,842.30      |
| <b>DEFERRED CHARGES</b>                       | 53,100.00                 | Garbage and Trash Disposal Facilities             |                           | <b>LIABILITIES</b>                         |                   |
| <b>SCHOOL, COUNTY, SPECIAL DISTRICT TAXES</b> | 2,856,584.62              | Health Equipment                                  |                           | Cash Liabilities                           | 327,739.29        |
| <b>RESERVE FOR UNCOLLECTED TAXES</b>          | 159,400.31                | Library and Education Facilities                  |                           | Reserves for Receivables                   | 258,030.85        |
|   |                           | Conservation and Recreation                       |                           | Surplus Dec. 31, 1969                      | 497,072.16        |
| <b>EXPENDITURES</b>                           | <b>TOTAL</b> 6,488,312.68 | Other Expenditures                                |                           | Total                                      | 1,082,842.30      |

\* ABOVE DEBT SERVICE INCLUDES TYPE I SCHOOL DEBT

0808  
Population 1960 2,410  
Population 1969 2,760  
  
Moody Rating  
Land Area 19.64 Sq Miles

HARRISON TWP  
Net Valuation Taxable 3,580,284  
State Equalized Value 16,047,888  
Net Valuation on Which County Taxes  
are apportioned: 15,283,679  
State Equalization Ratio .2231  
  
General Tax Rate Per \$100. 14.95  
  
State Equalized  
General Tax Rate: 3.33

PER CAPITA:  
Gross Debt 610.88  
Net Debt 268.14  
Debt Service  
Total Tax Levy 192.94  
Municipal Expenditures 65.54

PER CENT:  
Gross Debt 10.65  
Net Debt 4.68  
Tax Levy Collected 87.34  
Tax Levy Cancelled, Abated  
or Adjusted .07

| 1969 EXPENDITURES                                 |  | 1969 REVENUES                                   |  | 1969 PROPERTY TAX                          |            |
|---|--|---|--|--|------------|
| <b>GENERAL GOVERNMENT</b>                         |  | 1969 — Property Taxes Collected 464,385.68      |  | <b>STATE EQUALIZED TAX RATE</b>            |            |
| Governing Body & Public Boards                    |  | 1969 Payments in Lieu of Taxes                  |  | Local District School Taxes 1.36           | 218,706.00 |
| Municipal Clerk                                   |  | Delinquent Tax & Lien Collections 53,240.05     |  | Regional & Consolidated School Tax 1.31    | 211,008.59 |
| Financial Administration 4,575.00                 |  | Business Personalty Replacement Taxes 11,360.00 |  | School Taxes in Municipal Budget           |            |
| Assessment of Taxes 2,810.00                      |  | Taxes from Public Utilities 56,180.62           |  | County Taxes .57                           | 91,724.47  |
| Collection of Taxes 2,550.00                      |  | Other Miscellaneous Tax Revenues                |  | County Library Taxes                       |            |
| Planning, Housing & Development 2,600.00          |  | State Aid Revenues 27,535.31                    |  | Local Municipal Purpose Taxes              |            |
| Human Resources                                   |  | Federal Aid Revenues                            |  | Veteran & Senior Citizen Taxes .10         | 15,350.00  |
| Elections 675.00                                  |  | Sale of Acquired Property                       |  | Total Taxes for Rate Computation 3.34      | 536,789.06 |
| General Administration (other) 7,105.00           |  | Other Miscellaneous Revenues 15,246.89          |  | Special District Taxes                     | 6,488.75   |
| <b>JUDICIARY</b>                                  |  | 1969 Revenues Total 627,948.55                  |  | Bank Stock Taxes                           | 1,818.67   |
| Municipal Courts 2,850.00                         |  | Prior Years Surplus Appropriated 28,449.52      |  | Added and Omitted Taxes                    | 2,762.02   |
| <b>PUBLIC SAFETY</b>                              |  | <b>REVENUES TOTAL 656,398.07</b>                |  | Total Taxes Levied - ABSTRACT              | 532,508.50 |
| Fire Protection 8,000.00                          |  |   |  | <b>TOTAL TAXES BILLED</b>                  | 531,721.69 |
| Police Protection 10,545.00                       |  |   |  | 1969 TAXES COLLECTED                       | 464,385.68 |
| Civil Defense & Disaster Control 2,500.00         |  |   |  | 1969 Taxes Cancelled, Abated or Adjusted   | 375.79     |
| Environmental Inspection & Control 390.00         |  |   |  | Transfer to Tax Title Liens or Foreclosed  | 1,744.41   |
| Other Public Safety                               |  |   |  | Balance Outstanding Dec. 31, 1969          | 65,215.81  |
| <b>PUBLIC WORKS</b>                               |  |   |  | <b>PRIOR YEARS TAXES OUTSTANDING</b>       |            |
| Streets and Drainage 32,675.00                    |  |   |  | Balance January 1, 1969                    | 75,003.35  |
| Sewers and Sewage Processing 1,500.00             |  |   |  | Collected in 1969                          | 53,240.05  |
| Garbage and Trash Disposal 2,500.00               |  |   |  | Cancelled, Abated or Adjusted (1969)       | 188.24     |
| Public Buildings and Grounds 2,525.00             |  |   |  | Transfers to Tax Title Liens or Foreclosed |            |
| Other Public Works                                |  |   |  | Balance December 31, 1969                  | 21,575.06  |
| <b>HEALTH and WELFARE</b>                         |  |   |  | <b>TAX TITLE LIENS OUTSTANDING</b>         |            |
| Health Services Except Environmental 4,335.00     |  |   |  | Balance January 1, 1969                    | 11,503.57  |
| Welfare-Public Assistance 3,100.00                |  |   |  | Transfers From Taxes                       | 1,744.41   |
| Hospitals, Clinics, First Aid 50.00               |  |   |  | Redeemed in 1969                           |            |
| Animal, Insect, & Rodent Control                  |  |   |  | Cancelled, Abated or Adjusted (1969)       |            |
| Other Welfare Services                            |  |   |  | Transfers to Foreclosed Property           |            |
| <b>RECREATION and CONSERVATION</b>                |  |   |  | Balance December 31, 1969                  | 13,247.98  |
| Beaches and Boardwalks                            |  |   |  | <b>PROPERTY ACQUIRED BY DEED OR</b>        |            |
| Parks, Playgrounds, Shade Trees                   |  |   |  | <b>FORECLOSURE</b>                         |            |
| Land Reclamation & Conservation                   |  |   |  | Balance January 1, 1969                    |            |
| Other Recreational Services                       |  |   |  | Transfers From Taxes or Liens              |            |
| <b>EDUCATION (excluding schools)</b>              |  |   |  | Sale for Cash (1969)                       |            |
| Libraries   |  |   |  | Cancelled, Abated or Adjusted (1969)       |            |
| Other Educational Services                        |  |   |  | Balance December 31, 1969                  |            |
| <b>STATUTORY EXPENDITURES</b>                     |  |   |  | <b>CURRENT FINANCES DECEMBER 31, 1969</b>  |            |
| Pensions & F.I.C.A. 2,615.00                      |  |   |  | <b>ASSETS</b>                              |            |
| Employee Fringe Benefits                          |  |   |  | Cash Dec. 31, 1969                         | 359,411.41 |
| Other Statutory Expenditures                      |  |   |  | Taxes Receivable                           | 86,790.87  |
| <b>MUNICIPAL FUNCTIONS</b>                        |  |   |  | Tax Title Liens                            | 13,247.98  |
| <b>CAPITAL IMPROVEMENTS</b>                       |  |   |  | Foreclosed Property                        |            |
| <b>DEBT SERVICE</b>                               |  |   |  | Emergencies & Other Deferred Charges       | 650.00     |
| Principal Payments                                |  |   |  | State Aid Receivable                       | 18,246.32  |
| Interest Payments                                 |  |   |  | Other Receivables                          | 4,980.55   |
| <b>DEFERRED CHARGES</b>                           |  |   |  | Total                                      | 483,327.13 |
| SCHOOL, COUNTY, SPECIAL DISTRICT TAXES 527,927.81 |  |   |  | <b>LIABILITIES</b>                         |            |
| RESERVE FOR UNCOLLECTED TAXES 73,667.30           |  |   |  | Cash Liabilities                           | 20,948.48  |
| <b>EXPENDITURES TOTAL 708,828.44</b>              |  |   |  | Reserves for Receivables                   | 105,019.40 |
|   |  |   |  | Surplus Dec. 31, 1969                      | 357,359.25 |
|   |  |   |  | Total                                      | 483,327.13 |



|                 |               |  |            |                             |                        |          |  |       |
|-----------------|---------------|--|------------|-----------------------------|------------------------|----------|--|-------|
| 1509            |               | HARVEY CEDARS BORO - OCEAN COUNTY                    |            |                             | PER CAPITA:            |          | PER CENT:                              |       |
| Population 1960 | 134           | Net Valuation Taxable                                | 13,494,726 |                             | Gross Debt             | 4,559.59 | Gross Debt                             | 6.38  |
| Population 1969 | 180           | State Equalized Value                                | 15,359,351 | General Tax Rate Per \$100. | Net Debt               | 1,239.10 | Net Debt                               | 1.73  |
|                 |               | Net Valuation on Which County Taxes are apportioned: | 13,097,035 | State Equalized             | Debt Service           | 138.44   | Tax Levy Collected                     | 97.70 |
| Moody Rating    |               | State Equalization Ratio                             | .8786      | General Tax Rate:           | Total Tax Levy         | 1,721.95 | Tax Levy Cancelled, Abated or Adjusted |       |
| Land Area       | .79 Sq. Miles |  |            |                             | Municipal Expenditures | 1,467.06 |  |       |

| 1969 EXPENDITURES                             |                   | 1969 REVENUES                         |                   | 1969 PROPERTY TAX                          |                 |
|---|-------------------|---------------------------------------|-------------------|--|-----------------|
| <b>GENERAL GOVERNMENT</b>                     |                   | 1969 — Property Taxes Collected       |                   | <b>STATE EQUALIZED TAX RATE</b>            |                 |
| Governing Body & Public Boards                |                   | 1969 Payments in Lieu of Taxes        | 302,832.42        | Local District School Taxes                | .25 37,636.37   |
| Municipal Clerk                               |                   | Delinquent Tax & Lien Collections     | 7,706.58          | Regional & Consolidated School Tax         | .35 54,342.86   |
| Financial Administration                      | 5,000.00          | Business Personalty Replacement Taxes | 1,320.00          | School Taxes in Municipal Budget           |                 |
| Assessment of Taxes                           | 10,600.00         | Taxes from Public Utilities           | 17,645.27         | County Taxes                               | .45 68,433.57   |
| Collection of Taxes                           | 4,050.00          | Other Miscellaneous Tax Revenues      |                   | County Library Taxes                       | .02 2,810.30    |
| Planning, Housing & Development               | 300.00            | State Aid Revenues                    | 3,689.00          | Local Municipal Purpose Taxes              | .90 137,866.14  |
| Human Resources                               |                   | Federal Aid Revenues                  |                   | Veteran & Senior Citizen Taxes             | .02 3,020.00    |
| Elections                                     | 500.00            | Sale of Acquired Property             |                   | Total Taxes for Rate Computation           | 1.99 304,109.24 |
| General Administration (other)                | 14,450.00         | Other Miscellaneous Revenues          | 56,144.36         | Special District Taxes                     |                 |
| <b>JUDICIARY</b>                              |                   | 1969 Revenues                         | 389,337.63        | Bank Stock Taxes                           | 283.86          |
| Municipal Courts                              | 1,650.00          | Prior Years Surplus Appropriated      | 72,000.00         | Added and Omitted Taxes                    | 8,577.24        |
| <b>PUBLIC SAFETY</b>                          |                   | <b>REVENUES</b>                       | <b>461,337.63</b> | Total Taxes Levied - ABSTRACT              | 309,950.34      |
| Fire Protection                               | 3,500.00          |                                       |                   | <b>TOTAL TAXES BILLED</b>                  | 309,950.34      |
| Police Protection                             | 32,234.63         |                                       |                   | 1969 TAXES COLLECTED                       | 302,832.42      |
| Civil Defense & Disaster Control              | 1,300.00          |                                       |                   | 1969 Taxes Cancelled, Abated or Adjusted   |                 |
| Environmental Inspection & Control            | 2,050.00          |                                       |                   | Transfer to Tax Title Liens or Foreclosed  |                 |
| Other Public Safety                           |                   |                                       |                   | Balance Outstanding Dec. 31, 1969          | 7,117.92        |
| <b>PUBLIC WORKS</b>                           |                   |                                       |                   | <b>PRIOR YEARS TAXES OUTSTANDING</b>       |                 |
| Streets and Drainage                          | 35,250.00         |                                       |                   | Balance January 1, 1969                    | 7,738.76        |
| Sewers and Sewage Processing                  |                   |                                       |                   | Collected in 1969                          | 7,706.58        |
| Garbage and Trash Disposal                    | 18,900.00         |                                       |                   | Cancelled, Abated or Adjusted (1969)       |                 |
| Public Buildings and Grounds                  | 3,550.00          |                                       |                   | Transfers to Tax Title Liens or Foreclosed |                 |
| Other Public Works                            |                   |                                       |                   | Balance December 31, 1969                  | 32.18           |
| <b>HEALTH and WELFARE</b>                     |                   |                                       |                   | <b>TAX TITLE LIENS OUTSTANDING</b>         |                 |
| Health Services Except Environmental          |                   |                                       |                   | Balance January 1, 1969                    | 610.15          |
| Welfare-Public Assistance                     |                   |                                       |                   | Transfers From Taxes                       |                 |
| Hospitals, Clinics, First Aid                 |                   |                                       |                   | Redeemed in 1969                           |                 |
| Animal, Insect, & Rodent Control              | 2,650.00          |                                       |                   | Cancelled, Abated or Adjusted (1969)       |                 |
| Other Welfare Services                        |                   |                                       |                   | Transfers to Foreclosed Property           |                 |
| <b>RECREATION and CONSERVATION</b>            |                   |                                       |                   | Balance December 31, 1969                  | 610.15          |
| Beaches and Boardwalks                        | 39,676.47         |                                       |                   | <b>PROPERTY ACQUIRED BY DEED OR</b>        |                 |
| Parks, Playgrounds, Shade Trees               |                   |                                       |                   | <b>FORECLOSURE</b>                         |                 |
| Land Reclamation & Conservation               |                   |                                       |                   | Balance January 1, 1969                    | 460.00          |
| Other Recreational Services                   | 200.00            |                                       |                   | Transfers From Taxes or Liens              |                 |
| <b>EDUCATION (excluding schools)</b>          |                   |                                       |                   | Sale for Cash (1969)                       |                 |
| Libraries                                     | 100.00            |                                       |                   | Cancelled, Abated or Adjusted (1969)       |                 |
| Other Educational Services                    |                   |                                       |                   | Balance December 31, 1969                  | 460.00          |
| <b>STATUTORY EXPENDITURES</b>                 |                   |                                       |                   | <b>CURRENT FINANCES DECEMBER 31, 1969</b>  |                 |
| Pensions & F.I.C.A.                           | 7,265.37          |                                       |                   | <b>ASSETS</b>                              |                 |
| Employee Fringe Benefits                      | 6,900.00          |                                       |                   | Cash Dec. 31, 1969                         | 179,737.51      |
| Other Statutory Expenditures                  |                   |                                       |                   | Taxes Receivable                           | 7,150.10        |
| <b>MUNICIPAL FUNCTIONS</b>                    | <b>TOTAL</b>      |                                       |                   | Tax Title Liens                            | 610.15          |
| <b>CAPITAL IMPROVEMENTS</b>                   | <b>23,900.00</b>  |                                       |                   | Foreclosed Property                        | 460.00          |
| <b>DEBT SERVICE</b>                           |                   |                                       |                   | Emergencies & Other Deferred Charges       | 32,076.47       |
| Principal Payments                            | 15,000.00         |                                       |                   | State Aid Receivable                       | 15,674.00       |
| Interest Payments                             | 9,920.00          |                                       |                   | Other Receivables                          | 2,658.42        |
|   |                   |                                       |                   | Total                                      | 238,366.65      |
| <b>DEFERRED CHARGES</b>                       | <b>4,000.00</b>   |                                       |                   | <b>LIABILITIES</b>                         |                 |
| <b>SCHOOL, COUNTY, SPECIAL DISTRICT TAXES</b> | <b>163,223.10</b> |                                       |                   | Cash Liabilities                           | 117,996.00      |
| <b>RESERVE FOR UNCOLLECTED TAXES</b>          | <b>21,125.00</b>  |                                       |                   | Reserves for Receivables                   | 10,878.67       |
|   |                   |                                       |                   | Surplus Dec. 31, 1969                      | 109,491.98      |
| <b>EXPENDITURES</b>                           | <b>TOTAL</b>      |                                       |                   | Total                                      | 238,366.65      |
|   | <b>427,294.57</b> |                                       |                   |  |                 |

0225  
Population 1960 13,046  
Population 1969 14,280  
  
Moody Rating  
Land Area 1.50 Sq. Miles

HASBROUCK HEIGHTS BOR - BERGEN COUNTY  
Net Valuation Taxable 89,239,625  
State Equalized Value 111,605,333  
Net Valuation on Which County Taxes  
are apportioned: 110,126,944  
State Equalization Ratio .7996

General Tax Rate Per \$100. 3.25  
  
State Equalized  
General Tax Rate: 2.50

PER CAPITA:  
Gross Debt 88.90  
Net Debt 42.96  
Debt Service 6.17  
Total Tax Levy 200.53  
Municipal Expenditures 86.31

PER CENT:  
Gross Debt 1.20  
Net Debt .58  
Tax Levy Collected 97.87  
Tax Levy Cancelled, Abated  
or Adjusted .75

| 1969 EXPENDITURES                      |                     | 1969 REVENUES                                     |                     | 1969 PROPERTY TAX                          |                     |
|--|---------------------|---|---------------------|--|---------------------|
| <b>GENERAL GOVERNMENT</b>              |                     |   |                     | <b>STATE EQUALIZED TAX RATE</b>            |                     |
| Governing Body & Public Boards         | 3,687.49            | 1969 — Property Taxes Collected                   | 2,805,254.14        | Local District School Taxes                | 1.48 1,655,082.47   |
| Municipal Clerk                        | 21,874.00           | 1969 Payments in Lieu of Taxes                    | 10,731.27           | Regional & Consolidated School Tax         |                     |
| Financial Administration               | 51,572.48           | Delinquent Tax & Lien Collections                 | 42,827.82           | School Taxes in Municipal Budget           |                     |
| Assessment of Taxes                    | 8,916.18            | Business Personalty Replacement Taxes             | 56,038.00           | County Taxes                               | .40 450,269.74      |
| Collection of Taxes                    | 23,463.32           | Taxes from Public Utilities                       | 198,431.48          | County Library Taxes                       |                     |
| Planning, Housing & Development        |                     | Other Miscellaneous Tax Revenues                  |                     | Local Municipal Purpose Taxes              | .64 708,984.74      |
| Human Resources                        |                     | State Aid Revenues                                | 59,532.39           | Veteran & Senior Citizen Taxes             | .07 83,520.00       |
| Elections                              | 1,608.69            | Federal Aid Revenues                              |                     | Total Taxes for Rate Computation           | 2.59 2,897,856.95   |
| General Administration (other)         | 34,620.37           | Sale of Acquired Property                         |                     | Special District Taxes                     |                     |
| <b>JUDICIARY</b>                       |                     | Other Miscellaneous Revenues                      | 88,713.47           | Bank Stock Taxes                           | 4,484.60            |
| Municipal Courts                       | 12,409.93           | 1969 Revenues                                     | 3,261,528.57        | Added and Omitted Taxes                    | 44,761.03           |
| <b>PUBLIC SAFETY</b>                   |                     | Prior Years Surplus Appropriated                  | 105,000.00          | Total Taxes Levied - ABSTRACT              | 2,863,582.58        |
| Fire Protection                        | 40,218.48           | <b>REVENUES</b>                                   | <b>3,366,528.57</b> | <b>TOTAL TAXES BILLED</b>                  | <b>2,866,413.44</b> |
| Police Protection                      | 305,434.97          |   |                     | 1969 TAXES COLLECTED                       | 2,805,254.14        |
| Civil Defense & Disaster Control       | 44.18               |   |                     | 1969 Taxes Cancelled, Abated or Adjusted   | 21,501.38           |
| Environmental Inspection & Control     | 3,982.00            |   |                     | Transfer to Tax Title Liens or Foreclosed  | 403.00              |
| Other Public Safety                    |                     |   |                     | Balance Outstanding Dec. 31, 1969          | 39,254.92           |
| <b>PUBLIC WORKS</b>                    |                     | <b>1969 REAL PROPERTY VALUATIONS</b>              |                     | <b>PRIOR YEARS TAXES OUTSTANDING</b>       |                     |
| Streets and Drainage                   | 107,661.21          | Code Class # of Parcels %VAL'N                    | ASSESSED VALUATION  | Balance January 1, 1969                    | 56,381.75           |
| Sewers and Sewage Processing           | 92,424.84           | 1 Vacant Land 273 1.91                            | 1,695,250.00        | Collected in 1969                          | 42,827.82           |
| Garbage and Trash Disposal             | 97,069.68           | 2 Residential 3205 83.26                          | 73,790,490.00       | Cancelled, Abated or Adjusted (1969)       | 1,258.37            |
| Public Buildings and Grounds           | 29,518.04           | 3 Farm  |                     | Transfers to Tax Title Liens or Foreclosed |                     |
| Other Public Works                     |                     | 4a Commercial 125 5.80                            | 5,142,300.00        | Balance December 31, 1969                  | 12,295.56           |
| <b>HEALTH and WELFARE</b>              |                     | 4b Industrial 18 2.59                             | 2,292,200.00        | <b>TAX TITLE LIENS OUTSTANDING</b>         |                     |
| Health Services Except Environmental   | 19,051.46           | 4c Apartments 21 6.44                             | 5,708,550.00        | Balance January 1, 1969                    | 3,164.88            |
| Welfare-Public Assistance              | 7,253.31            | Total 3642 100.00                                 | 88,628,790.00       | Transfers From Taxes                       | 351.00              |
| Hospitals, Clinics, First Aid          |                     | <b>CAPITAL DEBT AUTHORIZED, DECEMBER 31, 1969</b> |                     | Redeemed in 1969                           |                     |
| Animal, Insect, & Rodent Control       | 1,621.85            | ISSUED AND UNISSUED                               | GROSS DEBT NET DEBT | Cancelled, Abated or Adjusted (1969)       |                     |
| Other Welfare Services                 |                     | School 656,000                                    |                     | Transfers to Foreclosed Property           |                     |
| <b>RECREATION and CONSERVATION</b>     |                     | Self-liquidating 613,500                          | 613,500             | Balance December 31, 1969                  | 3,515.88            |
| Beaches and Boardwalks                 |                     | Other 1,269,500                                   | 613,500             | <b>PROPERTY ACQUIRED BY DEED OR</b>        |                     |
| Parks, Playgrounds, Shade Trees        | 31,153.46           |   |                     | <b>FORECLOSURE</b>                         |                     |
| Land Reclamation & Conservation        |                     | ISSUED AND OUTSTANDING                            |                     | Balance January 1, 1969                    | 313,430.00          |
| Other Recreational Services            | 9,064.23            | School 656,000.00                                 |                     | Transfers From Taxes or Liens              |                     |
| <b>EDUCATION (excluding schools)</b>   |                     | Self-liquidating 567,000.00                       |                     | Sale for Cash (1969)                       |                     |
| Libraries                              | 43,229.91           | Other 1,223,000.00                                |                     | Cancelled, Abated or Adjusted (1969)       |                     |
| Other Educational Services             |                     | Total   | 106,163,572.00      | Balance December 31, 1969                  | 313,430.00          |
| <b>STATUTORY EXPENDITURES</b>          |                     | <b>EQUALIZED VALUATION BASIS</b>                  |                     | <b>CURRENT FINANCES DECEMBER 31, 1969</b>  |                     |
| Pensions & F.I.C.A.                    | 77,015.98           | <b>FOR NET DEBT COMPUTATION</b>                   |                     | <b>ASSETS</b>                              |                     |
| Employee Fringe Benefits               | 11,598.08           | 1969 CAPITAL OUTLAY                               | TOTAL 160,217.00    | Cash Dec. 31, 1969                         | 282,635.84          |
| Other Statutory Expenditures           |                     | Beaches and Boardwalks                            |                     | Taxes Receivable                           | 51,550.48           |
| <b>MUNICIPAL FUNCTIONS</b>             |                     | Parks and Playgrounds                             |                     | Tax Title Liens                            | 3,515.88            |
| <b>CAPITAL IMPROVEMENTS</b>            |                     | Public Buildings and Grounds                      | 6,000.00            | Foreclosed Property                        | 313,430.00          |
| <b>DEBT SERVICE</b>                    |                     | Vehicular Equipment                               | 55,531.28           | Emergencies & Other Deferred Charges       |                     |
| Principal Payments                     | 75,000.00           | Streets, Roads, Sidewalks, Storm Sewers           | 94,817.46           | State Aid Receivable                       | 3,866.31            |
| Interest Payments                      | 13,160.11           | Sewer System                                      | 3,868.26            | Other Receivables                          | 2,788.90            |
|  |                     | Water Service                                     |                     | Total                                      | 657,787.41          |
|  |                     | Other Utilities                                   |                     | <b>LIABILITIES</b>                         |                     |
| <b>DEFERRED CHARGES</b>                |                     | Hospitals and Clinics                             |                     | Cash Liabilities                           | 65,597.83           |
| SCHOOL, COUNTY, SPECIAL DISTRICT TAXES | 2,343.92            | Garbage and Trash Disposal Facilities             |                     | Reserves for Receivables                   | 371,285.26          |
| RESERVE FOR UNCOLLECTED TAXES          | 2,105,352.21        | Health Equipment                                  |                     | Surplus Dec. 31, 1969                      | 220,904.32          |
|  | 88,709.34           | Library and Education Facilities                  |                     | Total                                      | 657,787.41          |
| <b>EXPENDITURES</b>                    |                     | Conservation and Recreation                       |                     |  |                     |
| <b>TOTAL</b>                           | <b>3,337,927.42</b> | Other Expenditures                                |                     |  |                     |

|                 |                |                                     |            |                             |      |                        |        |                            |       |
|-----------------|----------------|-------------------------------------|------------|-----------------------------|------|------------------------|--------|----------------------------|-------|
| 0226            |                | HAWORTH BORO                        | - BERGEN   | COUNTY                      |      | PER CAPITA:            |        | PER CENT:                  |       |
| Population 1960 | 3,215          | Net Valuation Taxable               | 42,819,850 |                             |      | Gross Debt             | 296.54 | Gross Debt                 | 2.82  |
| Population 1969 | 3,770          | State Equalized Value               | 42,755,716 | General Tax Rate Per \$100. | 2.91 | Net Debt               | 76.27  | Net Debt                   | .73   |
|                 |                | Net Valuation on Which County Taxes |            |                             |      | Debt Service           | 6.99   | Tax Levy Collected         | 94.48 |
| Moody Rating    |                | are apportioned:                    | 39,621,769 | State Equalized             |      | Total Tax Levy         | 326.32 | Tax Levy Cancelled, Abated |       |
| Land Area       | 1.97 Sq. Miles | State Equalization Ratio            | 1.0015     | General Tax Rate:           | 2.91 | Municipal Expenditures | 135.29 | or Adjusted                | 1.40  |

| 1969 EXPENDITURES                             |                           | 1969 REVENUES                                     |                           | 1969 PROPERTY TAX                          |                   |
|---|---------------------------|---|---------------------------|--|-------------------|
| <b>GENERAL GOVERNMENT</b>                     |                           |   |                           | <b>STATE EQUALIZED TAX RATE</b>            |                   |
| Governing Body & Public Boards                |                           | 1969 — Property Taxes Collected                   | 1,164,618.35              | Local District School Taxes                | 1.07 459,518.50   |
| Municipal Clerk                               |                           | 1969 Payments in Lieu of Taxes                    |                           | Regional & Consolidated School Tax         | .94 402,182.35    |
| Financial Administration                      | 11,600.00                 | Delinquent Tax & Lien Collections                 | 11,600.86                 | School Taxes in Municipal Budget           |                   |
| Assessment of Taxes                           | 4,100.00                  | Business Personalty Replacement Taxes             | 2,984.00                  | County Taxes                               | .37 156,067.32    |
| Collection of Taxes                           | 4,824.00                  | Taxes from Public Utilities                       | 133,169.67                | County Library Taxes                       |                   |
| Planning, Housing & Development               | 8,670.00                  | Other Miscellaneous Tax Revenues                  |                           | Local Municipal Purpose Taxes              | .48 204,634.52    |
| Human Resources                               |                           | State Aid Revenues                                | 42,042.07                 | Veteran & Senior Citizen Taxes             | .05 20,680.00     |
| Elections                                     | 575.00                    | Federal Aid Revenues                              |                           | Total Taxes for Rate Computation           | 2.91 1,243,082.69 |
| General Administration (other)                | 58,742.34                 | Sale of Acquired Property                         |                           | Special District Taxes                     |                   |
| <b>JUDICIARY</b>                              |                           | Other Miscellaneous Revenues                      | 19,822.23                 | Bank Stock Taxes                           | 900.48            |
| Municipal Courts                              | 3,380.00                  | 1969 Revenues                                     | 1,374,237.18              | Added and Omitted Taxes                    | 6,919.98          |
| <b>PUBLIC SAFETY</b>                          |                           | Prior Years Surplus Appropriated                  | 100,000.00                | Total Taxes Levied - ABSTRACT              | 1,230,223.15      |
| Fire Protection                               | 24,930.00                 | <b>REVENUES</b>                                   | <b>TOTAL</b> 1,474,237.18 | <b>TOTAL TAXES BILLED</b>                  | 1,232,677.62      |
| Police Protection                             | 108,808.00                |   |                           | 1969 TAXES COLLECTED                       | 1,164,618.35      |
| Civil Defense & Disaster Control              | 450.00                    | <b>1969 REAL PROPERTY VALUATIONS</b>              |                           | 1969 Taxes Cancelled, Abated or Adjusted   | 17,262.82         |
| Environmental Inspection & Control            | 2,900.00                  | Code Class # of Parcels %VAL'N                    | ASSESSED VALUATION        | Transfer to Tax Title Liens or Foreclosed  | 1,262.94          |
| Other Public Safety                           |                           | 1 Vacant Land 104 1.65                            | 705,800.00                | Balance Outstanding Dec. 31, 1969          | 49,533.51         |
| <b>PUBLIC WORKS</b>                           |                           | 2 Residential 1010 85.75                          | 36,595,400.00             | <b>PRIOR YEARS TAXES OUTSTANDING</b>       |                   |
| Streets and Drainage                          | 61,734.00                 | 3 Farm 1 .14                                      | 61,400.00                 | Balance January 1, 1969                    | 10,897.22         |
| Sewers and Sewage Processing                  |                           | 4a Commercial 41 12.46                            | 5,315,900.00              | Collected in 1969                          | 10,825.02         |
| Garbage and Trash Disposal                    | 44,200.00                 | 4b Industrial                                     |                           | Cancelled, Abated or Adjusted (1969)       | 8.09              |
| Public Buildings and Grounds                  | 7,800.00                  | 4c Apartments                                     |                           | Transfers to Tax Title Liens or Foreclosed |                   |
| Other Public Works                            |                           | Total 1156 100.00                                 | 42,678,500.00             | Balance December 31, 1969                  | 64.11             |
| <b>HEALTH and WELFARE</b>                     |                           | <b>CAPITAL DEBT AUTHORIZED, DECEMBER 31, 1969</b> |                           | <b>TAX TITLE LIENS OUTSTANDING</b>         |                   |
| Health Services Except Environmental          | 5,960.00                  | ISSUED AND UNISSUED                               | GROSS DEBT                | Balance January 1, 1969                    | 3,998.42          |
| Welfare-Public Assistance                     | 160.00                    | School  | 830,072                   | Transfers From Taxes                       | 1,262.94          |
| Hospitals, Clinics, First Aid                 |                           | Self-liquidating                                  |                           | Redeemed in 1969                           | 775.84            |
| Animal, Insect, & Rodent Control              |                           | Other   | 287,888                   | Cancelled, Abated or Adjusted (1969)       |                   |
| Other Welfare Services                        |                           | Total   | 1,117,961                 | Transfers to Foreclosed Property           |                   |
| <b>RECREATION and CONSERVATION</b>            |                           | <b>ISSUED AND OUTSTANDING</b>                     |                           | Balance December 31, 1969                  | 4,485.52          |
| Beaches and Boardwalks                        |                           | School  | 830,072.61                | <b>PROPERTY ACQUIRED BY DEED OR</b>        |                   |
| Parks, Playgrounds, Shade Trees               | 33,089.00                 | Self-Liquidating                                  |                           | <b>FORECLOSURE</b>                         |                   |
| Land Reclamation & Conservation               |                           | Other   | 211,862.02                | Balance January 1, 1969                    | 99,931.00         |
| Other Recreational Services                   | 6,610.00                  | Total   | 1,041,934.63              | Transfers From Taxes or Liens              |                   |
| <b>EDUCATION (excluding schools)</b>          |                           | <b>EQUALIZED VALUATION BASIS</b>                  |                           | Sale for Cash (1969)                       |                   |
| Libraries                                     | 13,970.00                 | <b>FOR NET DEBT COMPUTATION</b>                   | 39,598,287.00             | Cancelled, Abated or Adjusted (1969)       |                   |
| Other Educational Services                    | 165.00                    |   |                           | Balance December 31, 1969                  | 99,931.00         |
| <b>STATUTORY EXPENDITURES</b>                 |                           | 1969 CAPITAL OUTLAY                               | TOTAL 112,383.20          | <b>CURRENT FINANCES DECEMBER 31, 1969</b>  |                   |
| Pensions & F.I.C.A.                           | 20,539.00                 | Beaches and Boardwalks                            |                           | <b>ASSETS</b>                              |                   |
| Employee Fringe Benefits                      | 6,815.00                  | Parks and Playgrounds                             | 12,400.70                 | Cash Dec. 31, 1969                         | 175,881.08        |
| Other Statutory Expenditures                  |                           | Public Buildings and Grounds                      | 54,931.82                 | Taxes Receivable                           | 49,597.62         |
| <b>MUNICIPAL FUNCTIONS</b>                    | <b>TOTAL</b> 430,021.34   | Vehicular Equipment                               | 11,159.92                 | Tax Title Liens                            | 4,485.52          |
| <b>CAPITAL IMPROVEMENTS</b>                   | 27,100.00                 | Streets, Roads, Sidewalks, Storm Sewers           | 33,890.76                 | Foreclosed Property                        | 99,931.00         |
| <b>DEBT SERVICE</b>                           |                           | Sewer System                                      |                           | Emergencies & Other Deferred Charges       | 28,540.52         |
| Principal Payments                            | 20,000.00                 | Water Service                                     |                           | State Aid Receivable                       |                   |
| Interest Payments                             | 6,365.00                  | Other Utilities                                   |                           | Other Receivables                          | 846.41            |
|   |                           | Hospitals and Clinics                             |                           | Total                                      | 359,282.15        |
| <b>DEFERRED CHARGES</b>                       | 1,670.00                  | Garbage and Trash Disposal Facilities             |                           | <b>LIABILITIES</b>                         |                   |
| <b>SCHOOL, COUNTY, SPECIAL DISTRICT TAXES</b> | 1,017,768.17              | Health Equipment                                  |                           | Cash Liabilities                           | 61,326.45         |
| <b>RESERVE FOR UNCOLLECTED TAXES</b>          | 24,881.07                 | Library and Education Facilities                  |                           | Reserves for Receivables                   | 154,860.55        |
|   |                           | Conservation and Recreation                       |                           | Surplus Dec. 31, 1969                      | 143,095.15        |
| <b>EXPENDITURES</b>                           | <b>TOTAL</b> 1,527,805.58 | Other Expenditures                                |                           | Total                                      | 359,282.15        |

1604  
Population 1960 17,735  
Population 1969 19,860  
Moody Rating  
Land Area 3.60 Sq. Miles

# HAWTHORNE BORO

Net Valuation Taxable 148,806,665  
State Equalized Value 176,478,492  
Net Valuation on Which County Taxes  
are apportioned: 170,253,383  
State Equalization Ratio .8432

# - PASSAIC COUNTY

General Tax Rate Per \$100. 2.74  
State Equalized  
General Tax Rate: 2.31

PER CAPITA:  
Gross Debt 190.03  
Net Debt  
Debt Service  
Total Tax Levy 202.08  
Municipal Expenditures 77.11

PER CENT:  
Gross Debt 2.36  
Net Debt  
Tax Levy Collected 97.79  
Tax Levy Cancelled, Abated  
or Adjusted .31

| 1969 EXPENDITURES                      |                     | 1969 REVENUES                                     |                      | 1969 PROPERTY TAX                          |                     |
|--|---------------------|---|----------------------|--|---------------------|
| <b>GENERAL GOVERNMENT</b>              |                     | 1969 — Property Taxes Collected 3,932,085.54      |                      | <b>STATE EQUALIZED TAX RATE 1.36</b>       |                     |
| Governing Body & Public Boards         |                     | 1969 Payments in Lieu of Taxes                    |                      | Local District School Taxes                | 2,407,706.25        |
| Municipal Clerk                        | 22,600.00           | Delinquent Tax & Lien Collections                 | 82,060.34            | Regional & Consolidated School Tax         |                     |
| Financial Administration               | 31,400.00           | Business Personalty Replacement Taxes             | 180,423.00           | School Taxes in Municipal Budget           |                     |
| Assessment of Taxes                    | 19,050.00           | Taxes from Public Utilities                       | 226,908.17           | County Taxes                               | .57 1,004,226.24    |
| Collection of Taxes                    | 31,525.00           | Other Miscellaneous Tax Revenues                  |                      | County Library Taxes                       |                     |
| Planning, Housing & Development        | 8,830.00            | State Aid Revenues                                | 83,178.02            | Local Municipal Purpose Taxes              | .31 545,444.98      |
| Human Resources                        |                     | Federal Aid Revenues                              |                      | Veteran & Senior Citizen Taxes             | .06 113,310.00      |
| Elections                              | 6,000.00            | Sale of Acquired Property                         |                      | Total Taxes for Rate Computation           | 2.30 4,070,687.47   |
| General Administration (other)         | 35,465.00           | Other Miscellaneous Revenues                      | 128,858.46           | Special District Taxes                     |                     |
| <b>JUDICIARY</b>                       |                     | 1969 Revenues Total                               | 4,633,513.53         | Bank Stock Taxes                           | 6,972.39            |
| Municipal Courts                       | 11,415.00           | Prior Years Surplus Appropriated                  | 345,000.00           | Added and Omitted Taxes                    | 49,006.62           |
| <b>PUBLIC SAFETY</b>                   |                     | <b>REVENUES TOTAL</b>                             | <b>4,978,513.53</b>  | Total Taxes Levied - ABSTRACT              | 4,013,356.48        |
| Fire Protection                        | 50,360.00           | <b>1969 REAL PROPERTY VALUATIONS</b>              |                      | <b>TOTAL TAXES BILLED</b>                  | <b>4,020,771.63</b> |
| Police Protection                      | 232,000.00          | Code Class # of Parcels %VAL'N ASSESSED VALUATION |                      | 1969 TAXES COLLECTED                       | 3,932,085.54        |
| Civil Defense & Disaster Control       | 3,400.00            | 1 Vacant Land 276 1.92                            | 2,833,100.00         | 1969 Taxes Cancelled, Abated or Adjusted   | 12,503.72           |
| Environmental Inspection & Control     | 12,250.00           | 2 Residential 4708 77.00                          | 113,888,400.00       | Transfer to Tax Title Liens or Foreclosed  | 4,471.14            |
| Other Public Safety                    |                     | 3 Farm 3 .01                                      | 21,400.00            | Balance Outstanding Dec. 31, 1969          | 71,711.23           |
| <b>PUBLIC WORKS</b>                    |                     | 4a Commercial 234 6.85                            | 10,137,100.00        | <b>PRIOR YEARS TAXES OUTSTANDING</b>       |                     |
| Streets and Drainage                   | 147,325.00          | 4b Industrial 110 11.41                           | 16,873,500.00        | Balance January 1, 1969                    | 82,579.65           |
| Sewers and Sewage Processing           | 101,300.00          | 4c Apartments 9 2.81                              | 4,153,100.00         | Collected in 1969                          | 79,668.58           |
| Garbage and Trash Disposal             | 90,000.00           | Total 5340 100.00                                 | 147,906,600.00       | Cancelled, Abated or Adjusted (1969)       | 994.15              |
| Public Buildings and Grounds           | 18,460.00           | <b>CAPITAL DEBT AUTHORIZED, DECEMBER 31, 1969</b> |                      | Transfers to Tax Title Liens or Foreclosed | 1,230.84            |
| Other Public Works                     |                     | ISSUED AND UNISSUED                               |                      | Balance December 31, 1969                  | 686.08              |
| <b>HEALTH and WELFARE</b>              |                     | School  | GROSS DEBT 3,774,000 | <b>TAX TITLE LIENS OUTSTANDING</b>         |                     |
| Health Services Except Environmental   | 39,325.00           | Self-liquidating                                  |                      | Balance January 1, 1969                    | 11,621.84           |
| Welfare-Public Assistance              | 3,685.00            | Other   |                      | Transfers From Taxes                       | 5,855.57            |
| Hospitals, Clinics, First Aid          |                     | Total   | 3,774,000            | Redeemed in 1969                           | 2,391.76            |
| Animal, Insect, & Rodent Control       |                     | <b>ISSUED AND OUTSTANDING</b>                     |                      | Cancelled, Abated or Adjusted (1969)       |                     |
| Other Welfare Services                 | 1,785.00            | School  | 3,774,000.00         | Transfers to Foreclosed Property           |                     |
| <b>RECREATION and CONSERVATION</b>     |                     | Self-Liquidating                                  |                      | Balance December 31, 1969                  | 15,085.65           |
| Beaches and Boardwalks                 |                     | Other   |                      | <b>PROPERTY ACQUIRED BY DEED OR</b>        |                     |
| Parks, Playgrounds, Shade Trees        | 7,700.00            | Total   | 3,774,000.00         | <b>FORECLOSURE</b>                         |                     |
| Land Reclamation & Conservation        |                     | <b>EQUALIZED VALUATION BASIS</b>                  |                      | Balance January 1, 1969                    | 28,055.00           |
| Other Recreational Services            | 65,076.00           | FOR NET DEBT COMPUTATION                          | 160,225,282.33       | Transfers From Taxes or Liens              |                     |
| <b>EDUCATION (excluding schools)</b>   |                     | 1969 CAPITAL OUTLAY TOTAL                         | 115,959.09           | Sale for Cash (1969)                       |                     |
| Libraries                              | 50,750.00           | Beaches and Boardwalks                            |                      | Cancelled, Abated or Adjusted (1969)       |                     |
| Other Educational Services             |                     | Parks and Playgrounds                             | 480.20               | Balance December 31, 1969                  | 28,055.00           |
| <b>STATUTORY EXPENDITURES</b>          |                     | Public Buildings and Grounds                      |                      | <b>CURRENT FINANCES DECEMBER 31, 1969</b>  |                     |
| Pensions & F.I.C.A.                    | 77,321.00           | Vehicular Equipment                               | 22,211.93            | <b>ASSETS</b>                              |                     |
| Employee Fringe Benefits               | 17,703.00           | Streets, Roads, Sidewalks, Storm Sewers           | 46,549.82            | Cash Dec. 31, 1969                         | 919,081.87          |
| Other Statutory Expenditures           |                     | Sewer System                                      | 58.30                | Taxes Receivable                           | 72,397.31           |
| <b>MUNICIPAL FUNCTIONS</b>             |                     | Water Service                                     | 40,787.19            | Tax Title Liens                            | 15,085.65           |
| <b>CAPITAL IMPROVEMENTS</b>            |                     | Other Utilities                                   |                      | Foreclosed Property                        | 28,055.00           |
| <b>DEBT SERVICE</b>                    |                     | Hospitals and Clinics                             |                      | Emergencies & Other Deferred Charges       |                     |
| Principal Payments                     |                     | Garbage and Trash Disposal Facilities             |                      | State Aid Receivable                       | 89,111.12           |
| Interest Payments                      |                     | Health Equipment                                  |                      | Other Receivables                          | 984.69              |
| <b>DEFERRED CHARGES</b>                |                     | Library and Education Facilities                  | 5,871.65             | Total                                      | 1,124,715.64        |
| SCHOOL, COUNTY, SPECIAL DISTRICT TAXES | 3,411,932.49        | Conservation and Recreation                       |                      | <b>LIABILITIES</b>                         |                     |
| RESERVE FOR UNCOLLECTED TAXES          | 322,193.39          | Other Expenditures                                |                      | Cash Liabilities                           | 272,317.26          |
| <b>EXPENDITURES TOTAL</b>              | <b>4,943,250.88</b> |   |                      | Reserves for Receivables                   | 116,522.65          |
|  |                     |   |                      | Surplus Dec. 31, 1969                      | 735,875.73          |
|  |                     |   |                      | Total                                      | 1,124,715.64        |

1339  
Population 1960 15,334  
Population 1969 20,540  
Moody Rating  
Land Area 5.58 Sq. Miles

HAZLET TWP  
Net Valuation Taxable 107,299,350  
State Equalized Value 101,753,769  
Net Valuation on Which County Taxes are apportioned: 99,915,532  
State Equalization Ratio 1.0545  
General Tax Rate Per \$100. 3.49  
State Equalized General Tax Rate: 3.68

PER CAPITA:  
Gross Debt 402.49  
Net Debt 129.75  
Debt Service 1.14  
Total Tax Levy 196.20  
Municipal Expenditures 61.14

PER CENT:  
Gross Debt 8.92  
Net Debt 2.88  
Tax Levy Collected 96.88  
Tax Levy Cancelled, Abated or Adjusted

| 1969 EXPENDITURES                             |                     | 1969 REVENUES                                |                     | 1969 PROPERTY TAX                          |                     |
|---|---------------------|--|---------------------|--|---------------------|
| <b>GENERAL GOVERNMENT</b>                     |                     | 1969 — Property Taxes Collected 3,560,033.73 |                     | STATE EQUALIZED TAX RATE 2.52 2,568,742.50 |                     |
| Governing Body & Public Boards                |                     | 1969 Payments in Lieu of Taxes               |                     | Local District School Taxes                |                     |
| Municipal Clerk                               |                     | Delinquent Tax & Lien Collections            | 92,673.35           | Regional & Consolidated School Tax         |                     |
| Financial Administration                      | 29,032.23           | Business Personalty Replacement Taxes        | 100,169.00          | School Taxes in Municipal Budget           |                     |
| Assessment of Taxes                           | 17,685.06           | Taxes from Public Utilities                  | 224,883.32          | County Taxes                               | .59 599,322.49      |
| Collection of Taxes                           | 20,172.50           | Other Miscellaneous Tax Revenues             |                     | County Library Taxes                       | .02 22,416.86       |
| Planning, Housing & Development               | 11,009.22           | State Aid Revenues                           | 93,894.51           | Local Municipal Purpose Taxes              | .44 442,911.05      |
| Human Resources                               |                     | Federal Aid Revenues                         |                     | Veteran & Senior Citizen Taxes             | .11 114,000.00      |
| Elections                                     |                     | Sale of Acquired Property                    | 1,280.00            | Total Taxes for Rate Computation 3.68      | 3,747,392.90        |
| General Administration (other)                | 119,313.53          | Other Miscellaneous Revenues                 | 102,574.08          | Special District Taxes                     |                     |
| <b>JUDICIARY</b>                              |                     | 1969 Revenues Total                          | 4,175,507.99        | Bank Stock Taxes                           | 1,811.95            |
| Municipal Courts                              | 14,765.32           | Prior Years Surplus Appropriated             | 240,000.00          | Added and Omitted Taxes                    | 39,548.68           |
| <b>PUBLIC SAFETY</b>                          |                     | <b>REVENUES TOTAL</b>                        | <b>4,415,507.99</b> | Total Taxes Levied - ABSTRACT              | 3,788,753.53        |
| Fire Protection                               | 103,061.04          |  |                     | <b>TOTAL TAXES BILLED</b>                  | <b>3,674,753.53</b> |
| Police Protection                             | 264,636.58          |  |                     | 1969 TAXES COLLECTED                       | 3,560,033.73        |
| Civil Defense & Disaster Control              | 4,257.51            |  |                     | 1969 Taxes Cancelled, Abated or Adjusted   |                     |
| Environmental Inspection & Control            | 4,753.00            |  |                     | Transfer to Tax Title Liens or Foreclosed  |                     |
| Other Public Safety                           |                     |  |                     | Balance Outstanding Dec. 31, 1969          | 114,719.80          |
| <b>PUBLIC WORKS</b>                           |                     |  |                     | <b>PRIOR YEARS TAXES OUTSTANDING</b>       |                     |
| Streets and Drainage                          | 235,339.86          |  |                     | Balance January 1, 1969                    | 90,799.42           |
| Sewers and Sewage Processing                  | 4,400.00            |  |                     | Collected in 1969                          | 90,172.24           |
| Garbage and Trash Disposal                    |                     |  |                     | Cancelled, Abated or Adjusted (1969)       |                     |
| Public Buildings and Grounds                  | 20,824.52           |  |                     | Transfers to Tax Title Liens or Foreclosed |                     |
| Other Public Works                            |                     |  |                     | Balance December 31, 1969                  | 627.18              |
| <b>HEALTH and WELFARE</b>                     |                     |  |                     | <b>TAX TITLE LIENS OUTSTANDING</b>         |                     |
| Health Services Except Environmental          | 22,169.41           |  |                     | Balance January 1, 1969                    | 44,191.93           |
| Welfare-Public Assistance                     | 7,337.20            |  |                     | Transfers From Taxes                       |                     |
| Hospitals, Clinics, First Aid                 | 2,000.00            |  |                     | Redeemed in 1969                           | 2,501.11            |
| Animal, Insect, & Rodent Control              |                     |  |                     | Cancelled, Abated or Adjusted (1969)       |                     |
| Other Welfare Services                        |                     |  |                     | Transfers to Foreclosed Property:          |                     |
| <b>RECREATION and CONSERVATION</b>            |                     |  |                     | Balance December 31, 1969                  | 41,690.82           |
| Beaches and Boardwalks                        |                     |  |                     | <b>PROPERTY ACQUIRED BY DEED OR</b>        |                     |
| Parks, Playgrounds, Shade Trees               | 1,003.23            |  |                     | <b>FORECLOSURE</b>                         |                     |
| Land Reclamation & Conservation               |                     |  |                     | Balance January 1, 1969                    | 49,746.00           |
| Other Recreational Services                   | 50,000.00           |  |                     | Transfers From Taxes or Liens              |                     |
| <b>EDUCATION (exclusing schools)</b>          |                     |  |                     | Sale for Cash (1969)                       |                     |
| Libraries                                     |                     |  |                     | Cancelled, Abated or Adjusted (1969)       |                     |
| Other Educational Services                    | 11,410.79           |  |                     | Balance December 31, 1969                  | 49,746.00           |
| <b>STATUTORY EXPENDITURES</b>                 |                     |  |                     | <b>CURRENT FINANCES DECEMBER 31, 1969</b>  |                     |
| Pensions & F.I.C.A.                           | 26,874.00           |  |                     | <b>ASSETS</b>                              |                     |
| Employee Fringe Benefits                      | 11,500.00           |  |                     | Cash Dec. 31, 1969                         | 427,214.82          |
| Other Statutory Expenditures                  |                     |  |                     | Taxes Receivable                           | 115,346.98          |
| <b>MUNICIPAL FUNCTIONS TOTAL</b>              | <b>981,545.00</b>   |  |                     | Tax Title Liens                            | 41,690.82           |
| <b>CAPITAL IMPROVEMENTS</b>                   | <b>55,000.00</b>    |  |                     | Foreclosed Property                        | 49,746.00           |
| <b>DEBT SERVICE</b>                           |                     |  |                     | Emergencies & Other Deferred Charges       | 21,000.00           |
| Principal Payments                            | 10,000.00           |  |                     | State Aid Receivable                       | 83,510.56           |
| Interest Payments                             | 13,350.00           |  |                     | Other Receivables                          | 6,024.70            |
|   |                     |  |                     | Total                                      | 744,533.88          |
| <b>DEFERRED CHARGES</b>                       | <b>7,000.00</b>     |  |                     | <b>LIABILITIES</b>                         |                     |
| <b>SCHOOL, COUNTY, SPECIAL DISTRICT TAXES</b> | <b>3,545,675.68</b> |  |                     | Cash Liabilities                           | 323,451.34          |
| <b>RESERVE FOR UNCOLLECTED TAXES</b>          | <b>188,992.00</b>   |  |                     | Reserves for Receivables                   | 212,808.50          |
|   |                     |  |                     | Surplus Dec. 31, 1969                      | 208,274.04          |
| <b>EXPENDITURES TOTAL</b>                     | <b>4,801,562.68</b> |  |                     | Total                                      | <b>744,533.88</b>   |

1206  
Population 1960 779  
Population 1969 1,000  
Moody Rating  
Land Area .80 Sq. Miles

# HELMETTA BORO

Net Valuation Taxable 3,211,095  
State Equalized Value 7,258,352  
Net Valuation on Which County Taxes are apportioned: 9,942,059  
State Equalization Ratio .4424

# - MIDDLESEX COUNTY

General Tax Rate Per \$100. 7.23  
State Equalized General Tax Rate: 3.19

PER CAPITA:  
Gross Debt  
Net Debt  
Debt Service  
Total Tax Levy 230.64  
Municipal Expenditures 98.95

PER CENT:  
Gross Debt  
Net Debt  
Tax Levy Collected 95.89  
Tax Levy Cancelled, Abated or Adjusted .01

| 1969 EXPENDITURES                      |            | 1969 REVENUES                              |            | 1969 PROPERTY TAX                               |            |
|--|------------|--|------------|---|------------|
| <b>GENERAL GOVERNMENT</b>              |            | 1969 — Property Taxes Collected 221,309.18 |            | <b>STATE EQUALIZED TAX RATE</b> 2.43            |            |
| Governing Body & Public Boards         |            | 1969 Payments in Lieu of Taxes             | 4,878.34   | Local District School Taxes                     | 176,588.00 |
| Municipal Clerk                        | 5,921.69   | Delinquent Tax & Lien Collections          | 60,609.00  | Regional & Consolidated School Tax              |            |
| Financial Administration               | 1,600.00   | Business Personalty Replacement Taxes      | 16,350.55  | School Taxes in Municipal Budget                |            |
| Assessment of Taxes                    | 2,200.00   | Taxes from Public Utilities                | 3,832.12   | County Taxes                                    | 51,506.72  |
| Collection of Taxes                    | 1,750.00   | Other Miscellaneous Tax Revenues           |            | County Library Taxes                            |            |
| Planning, Housing & Development        | 400.00     | State Aid Revenues                         |            | Local Municipal Purpose Taxes                   |            |
| Human Resources                        | 8,600.00   | Federal Aid Revenues                       |            | Veteran & Senior Citizen Taxes                  | 3,920.00   |
| Elections                              | 1,650.00   | Sale of Acquired Property                  | 4,541.10   | Total Taxes for Rate Computation                | 232,014.72 |
| General Administration (other)         | 3,500.00   | Other Miscellaneous Revenues               | 13,382.88  | Special District Taxes                          |            |
| <b>JUDICIARY</b>                       | 24,230.00  | 1969 Revenues Total                        | 311,520.29 | Bank Stock Taxes                                |            |
| Municipal Courts                       | 900.00     | Prior Years Surplus Appropriated           | 324,903.17 | Added and Omitted Taxes                         | 2,543.55   |
| <b>PUBLIC SAFETY</b>                   | 350.00     | <b>REVENUES TOTAL</b>                      |            | Total Taxes Levied - ABSTRACT                   | 230,638.27 |
| Fire Protection                        |            |  |            | <b>TOTAL TAXES BILLED</b>                       | 230,786.12 |
| Police Protection                      |            |  |            | 1969 TAXES COLLECTED                            | 221,309.18 |
| Civil Defense & Disaster Control       |            |  |            | 1969 Taxes Cancelled, Abated or Adjusted        | 22.05      |
| Environmental Inspection & Control     |            |  |            | Transfer to Tax Title Liens or Foreclosed       |            |
| Other Public Safety                    |            |  |            | Balance Outstanding Dec. 31, 1969               | 9,454.89   |
| <b>PUBLIC WORKS</b>                    |            |  |            | <b>PRIOR YEARS TAXES OUTSTANDING</b>            |            |
| Streets and Drainage                   | 15,975.00  |  |            | Balance January 1, 1969                         | 4,974.86   |
| Sewers and Sewage Processing           | 8,800.00   |  |            | Collected in 1969                               | 4,878.34   |
| Garbage and Trash Disposal             | 1,303.31   |  |            | Cancelled, Abated or Adjusted (1969)            |            |
| Public Buildings and Grounds           |            |  |            | Transfers to Tax Title Liens or Foreclosed      |            |
| Other Public Works                     |            |  |            | Balance December 31, 1969                       | 96.52      |
| <b>HEALTH and WELFARE</b>              |            |  |            | <b>TAX TITLE LIENS OUTSTANDING</b>              |            |
| Health Services Except Environmental   | 1,410.00   |  |            | Balance January 1, 1969                         | 1,644.78   |
| Welfare-Public Assistance              | 700.00     |  |            | Transfers From Taxes                            |            |
| Hospitals, Clinics, First Aid          |            |  |            | Redeemed in 1969                                |            |
| Animal, Insect, & Rodent Control       |            |  |            | Cancelled, Abated or Adjusted (1969)            |            |
| Other Welfare Services                 |            |  |            | Transfers to Foreclosed Property                |            |
| <b>RECREATION and CONSERVATION</b>     |            |  |            | Balance December 31, 1969                       | 1,644.78   |
| Beaches and Boardwalks                 | 300.00     |  |            | <b>PROPERTY ACQUIRED BY DEED OR FORECLOSURE</b> |            |
| Parks, Playgrounds, Shade Trees        | 1,500.00   |  |            | Balance January 1, 1969                         |            |
| Land Reclamation & Conservation        |            |  |            | Transfers From Taxes or Liens                   |            |
| Other Recreational Services            |            |  |            | Sale for Cash (1969)                            |            |
| <b>EDUCATION (excluding schools)</b>   |            |  |            | Cancelled, Abated or Adjusted (1969)            |            |
| Libraries                              |            |  |            | Balance December 31, 1969                       |            |
| Other Educational Services             |            |  |            | <b>CURRENT FINANCES DECEMBER 31, 1969</b>       |            |
| <b>STATUTORY EXPENDITURES</b>          |            |  |            | <b>ASSETS</b>                                   |            |
| Pensions & F.I.C.A.                    | 2,400.00   |  |            | Cash Dec. 31, 1969                              | 82,212.03  |
| Employee Fringe Benefits               |            |  |            | Taxes Receivable                                | 9,551.41   |
| Other Statutory Expenditures           |            |  |            | Tax Title Liens                                 | 1,644.78   |
| <b>MUNICIPAL FUNCTIONS</b>             |            |  |            | Foreclosed Property                             |            |
| <b>CAPITAL IMPROVEMENTS</b>            |            |  |            | Emergencies & Other Deferred Charges            |            |
| <b>DEBT SERVICE</b>                    |            |  |            | State Aid Receivable                            | 2,650.00   |
| Principal Payments                     |            |  |            | Other Receivables                               | 205.18     |
| Interest Payments                      |            |  |            | Total   | 96,263.40  |
| <b>DEFERRED CHARGES</b>                |            |  |            | <b>LIABILITIES</b>                              |            |
| SCHOOL, COUNTY, SPECIAL DISTRICT TAXES | 1,600.00   |  |            | Cash Liabilities                                | 57,569.99  |
| RESERVE FOR UNCOLLECTED TAXES          | 228,094.72 |  |            | Reserves for Receivables                        | 11,401.37  |
|  | 9,064.00   |  |            | Surplus Dec. 31, 1969                           | 27,292.04  |
| <b>EXPENDITURES TOTAL</b>              | 327,048.72 |  |            | Total   | 96,263.40  |

1014  
Population 1960 2,148  
Population 1969 2,510  
  
Moody Rating  
Land Area 2.40 Sq. Miles

HIGH BRIDGE BORO - HUNTERDON COUNTY  
Net Valuation Taxable 12,434,027  
State Equalized Value 14,869,680 General Tax Rate Per \$100. 4.71  
Net Valuation on Which County Taxes  
are apportioned: 16,402,860 State Equalized  
State Equalization Ratio .8362 General Tax Rate: 3.93

PER CAPITA:  
Gross Debt 650.12  
Net Debt 18.09  
Debt Service  
Total Tax Levy 228.24  
Municipal Expenditures 95.39

PER CENT:  
Gross Debt 12.06  
Net Debt .34  
Tax Levy Collected 92.14  
Tax Levy Cancelled, Abated  
or Adjusted .20

| 1969 EXPENDITURES                      |            | 1969 REVENUES                              |                    | 1969 PROPERTY TAX                          |                 |
|--|------------|--|--------------------|--|-----------------|
| GENERAL GOVERNMENT                     |            | 1969 — Property Taxes Collected            |                    | STATE EQUALIZED TAX RATE                   |                 |
| Governing Body & Public Boards         |            | 1969 Payments in Lieu of Taxes             | 528,144.93         | Local District School Taxes                | 2.85 423,983.00 |
| Municipal Clerk                        |            | Delinquent Tax & Lien Collections          | 32,630.65          | Regional & Consolidated School Tax         |                 |
| Financial Administration               | 1,372.15   | Business Personalty Replacement Taxes      | 75,935.00          | School Taxes in Municipal Budget           |                 |
| Assessment of Taxes                    | 1,345.00   | Taxes from Public Utilities                | 15,968.00          | County Taxes                               | .52 77,337.95   |
| Collection of Taxes                    | 2,633.43   | Other Miscellaneous Tax Revenues           | 35,565.84          | County Library Taxes                       | .02 2,784.87    |
| Planning, Housing & Development        | 9,350.00   | State Aid Revenues                         |                    | Local Municipal Purpose Taxes              | .44 66,011.20   |
| Human Resources                        |            | Federal Aid Revenues                       |                    | Veteran & Senior Citizen Taxes             | .10 15,090.00   |
| Elections                              |            | Sale of Acquired Property                  | 12,820.32          | Total Taxes for Rate Computation           | 3.93 585,207.02 |
| General Administration (other)         | 17,120.46  | Other Miscellaneous Revenues               | 701,064.74         | Special District Taxes                     |                 |
| JUDICIARY                              |            | 1969 Revenues                              | 701,064.74         | Bank Stock Taxes                           | 1,027.50        |
| Municipal Courts                       | 2,120.00   | Prior Years Surplus Appropriated           | 55,000.00          | Added and Omitted Taxes                    | 1,750.35        |
| PUBLIC SAFETY                          |            | REVENUES                                   | 756,064.74         | Total Taxes Levied - ABSTRACT              | 572,894.87      |
| Fire Protection                        | 14,550.00  | 1969 REAL PROPERTY VALUATIONS              |                    | TOTAL TAXES BILLED                         | 573,178.40      |
| Police Protection                      | 19,570.00  | Code Class # of Parcels %VAL'N             | ASSESSED VALUATION | 1969 TAXES COLLECTED                       | 528,144.93      |
| Civil Defense & Disaster Control       | 300.00     | 1 Vacant Land 147 3.00                     | 365,500.00         | 1969 Taxes Cancelled, Abated or Adjusted   | 1,146.72        |
| Environmental Inspection & Control     | 1,222.60   | 2 Residential 658 65.02                    | 7,915,900.00       | Transfer to Tax Title Liens or Foreclosed  | 514.57          |
| Other Public Safety                    |            | 3 Farm 7 .69                               | 84,520.00          | Balance Outstanding Dec. 31, 1969          | 43,372.18       |
| PUBLIC WORKS                           |            | 4a Commercial 31 5.74                      | 699,250.00         | PRIOR YEARS TAXES OUTSTANDING              |                 |
| Streets and Drainage                   | 40,540.00  | 4b Industrial 7 24.76                      | 3,014,575.00       | Balance January 1, 1969                    | 36,306.07       |
| Sewers and Sewage Processing           |            | 4c Apartments 2 .78                        | 94,825.00          | Collected in 1969                          | 31,998.66       |
| Garbage and Trash Disposal             | 14,300.00  | Total 852 99.99                            | 12,174,570.00      | Cancelled, Abated or Adjusted (1969)       |                 |
| Public Buildings and Grounds           | 3,648.00   |  |                    | Transfers to Tax Title Liens or Foreclosed | 72.91           |
| Other Public Works                     |            |  |                    | Balance December 31, 1969                  | 4,234.50        |
| HEALTH and WELFARE                     |            | CAPITAL DEBT AUTHORIZED, DECEMBER 31, 1969 |                    | TAX TITLE LIENS OUTSTANDING                |                 |
| Health Services Except Environmental   | 1,012.26   | ISSUED AND UNISSUED                        |                    | Balance January 1, 1969                    | 693.03          |
| Welfare-Public Assistance              | 885.00     | GROSS DEBT                                 |                    | Transfers From Taxes                       | 637.10          |
| Hospitals, Clinics, First Aid          |            | NET DEBT                                   |                    | Redeemed in 1969                           | 631.99          |
| Animal, Insect, & Rodent Control       |            | School 570,000                             |                    | Cancelled, Abated or Adjusted (1969)       |                 |
| Other Welfare Services                 |            | Self-liquidating 1,045,000                 |                    | Transfers to Foreclosed Property           |                 |
| RECREATION and CONSERVATION            |            | Other 16,800                               |                    | Balance December 31, 1969                  | 698.14          |
| Beaches and Boardwalks                 |            | Total 1,631,800                            |                    | PROPERTY ACQUIRED BY DEED OR               |                 |
| Parks, Playgrounds, Shade Trees        |            | ISSUED AND OUTSTANDING                     |                    | FORECLOSURE                                |                 |
| Land Reclamation & Conservation        |            | School 570,000.00                          |                    | Balance January 1, 1969                    |                 |
| Other Recreational Services            | 1,088.00   | Self-Liquidating 1,045,000.00              |                    | Transfers From Taxes or Liens              |                 |
| EDUCATION (excluding schools)          |            | Other 1,615,000.00                         |                    | Sale for Cash (1969)                       |                 |
| Libraries                              | 1,060.00   | Total                                      |                    | Cancelled, Abated or Adjusted (1969)       |                 |
| Other Educational Services             |            | EQUALIZED VALUATION BASIS                  |                    | Balance December 31, 1969                  |                 |
| STATUTORY EXPENDITURES                 |            | FOR NET DEBT COMPUTATION                   |                    | CURRENT FINANCES DECEMBER 31, 1969         |                 |
| Pensions & F.I.C.A.                    | 3,214.41   | 1969 CAPITAL OUTLAY                        |                    | ASSETS                                     |                 |
| Employee Fringe Benefits               | 5,494.70   | TOTAL                                      |                    | Cash Dec. 31, 1969                         | 359,888.33      |
| Other Statutory Expenditures           |            | Beaches and Boardwalks                     |                    | Taxes Receivable                           | 47,606.68       |
| MUNICIPAL FUNCTIONS                    |            | Parks and Playgrounds                      |                    | Tax Title Liens                            | 698.03          |
| CAPITAL IMPROVEMENTS                   |            | Public Buildings and Grounds               |                    | Foreclosed Property                        |                 |
| DEBT SERVICE                           |            | Vehicular Equipment                        |                    | Emergencies & Other Deferred Charges       | 10,508.06       |
| Principal Payments                     |            | Streets, Roads, Sidewalks, Storm Sewers    |                    | State Aid Receivable                       | 33,627.00       |
| Interest Payments                      |            | Sewer System                               |                    | Other Receivables                          | 18,479.99       |
| DEFERRED CHARGES                       |            | Water Service                              |                    | Total                                      | 470,808.09      |
| SCHOOL, COUNTY, SPECIAL DISTRICT TAXES | 7,639.87   | Other Utilities                            |                    | LIABILITIES                                |                 |
| RESERVE FOR UNCOLLECTED TAXES          | 504,105.82 | Hospitals and Clinics                      |                    | Cash Liabilities                           | 298,387.05      |
|  | 40,777.08  | Garbage and Trash Disposal Facilities      |                    | Reserves for Receivables                   | 66,784.70       |
|  |            | Health Equipment                           |                    | Surplus Dec. 31, 1969                      | 105,636.34      |
|  |            | Library and Education Facilities           |                    | Total                                      | 470,808.09      |
|  |            | Conservation and Recreation                |                    |  |                 |
| EXPENDITURES                           |            | Other Expenditures                         |                    |  |                 |
| TOTAL                                  | 743,523.78 |  |                    |  |                 |

1207  
Population 1960 11,049  
Population 1969 15,000  
Moody Rating  
Land Area 1.80 Sq. Miles

HIGHLAND PARK BORO - MIDDLESEX COUNTY  
Net Valuation Taxable 40,881,543  
State Equalized Value 94,852,767  
Net Valuation on Which County Taxes  
are apportioned: 92,486,926  
State Equalization Ratio .4310  
General Tax Rate Per \$100. 8.14  
State Equalized  
General Tax Rate: 3.50

PER CAPITA:  
Gross Debt 354.53  
Net Debt 40.61  
Debt Service 2.29  
Total Tax Levy 218.95  
Municipal Expenditures 146.39

PER CENT:  
Gross Debt 6.00  
Net Debt .69  
Tax Levy Collected 96.95  
Tax Levy Cancelled, Abated  
or Adjusted .77

| 1969 EXPENDITURES                      |              | 1969 REVENUES                   |  | 1969 PROPERTY TAX                          |              |
|--|--------------|---------------------------------|--|--|--------------|
| <b>GENERAL GOVERNMENT</b>              |              | 1969 — Property Taxes Collected |  | <b>STATE EQUALIZED TAX RATE</b>            |              |
| Governing Body & Public Boards         |              | 3,184,165.10                    |  | Local District School Taxes                | 1.34         |
| Municipal Clerk                        |              | 62,931.70                       |  | Regional & Consolidated School Tax         |              |
| Financial Administration               | 38,725.00    | 82,523.00                       |  | School Taxes in Municipal Budget           |              |
| Assessment of Taxes                    | 43,050.00    | 140,859.69                      |  | County Taxes                               | .50          |
| Collection of Taxes                    | 20,625.00    | 52,175.49                       |  | County Library Taxes                       |              |
| Planning, Housing & Development        | 11,000.00    | 189,355.31                      |  | Local Municipal Purpose Taxes              | 1.60         |
| Human Resources                        |              | 3,712,010.29                    |  | Veteran & Senior Citizen Taxes             | .06          |
| Elections                              | 3,350.00     | 189,000.00                      |  | Total Taxes for Rate Computation           | 3.50         |
| General Administration (other)         | 53,950.00    | 3,901,010.29                    |  | Special District Taxes                     |              |
| <b>JUDICIARY</b>                       |              | 189,355.31                      |  | Bank Stock Taxes                           | 3,179.42     |
| Municipal Courts                       | 6,850.00     | 15,945.43                       |  | Added and Omitted Taxes                    |              |
| <b>PUBLIC SAFETY</b>                   |              | 3,284,300.33                    |  | <b>TOTAL TAXES BILLED</b>                  | 3,284,300.33 |
| Fire Protection                        | 62,660.00    | 3,184,165.10                    |  | 1969 TAXES COLLECTED                       | 3,184,165.10 |
| Police Protection                      | 275,600.00   | 25,283.40                       |  | 1969 Taxes Cancelled, Abated or Adjusted   |              |
| Civil Defense & Disaster Control       | 1,300.00     | 74,851.83                       |  | Transfer to Tax Title Liens or Foreclosed  |              |
| Environmental Inspection & Control     | 8,200.00     | 71,093.25                       |  | Balance Outstanding Dec. 31, 1969          |              |
| Other Public Safety                    |              | 62,931.70                       |  | <b>PRIOR YEARS TAXES OUTSTANDING</b>       |              |
| <b>PUBLIC WORKS</b>                    |              | 498.77                          |  | Balance January 1, 1969                    |              |
| Streets and Drainage                   | 146,145.00   | 7,662.78                        |  | Collected in 1969                          |              |
| Sewers and Sewage Processing           |              | 3,905.68                        |  | Cancelled, Abated or Adjusted (1969)       |              |
| Garbage and Trash Disposal             | 121,350.00   | 34,356.20                       |  | Transfers to Tax Title Liens or Foreclosed |              |
| Public Buildings and Grounds           | 37,500.00    | 3,337.23                        |  | Balance December 31, 1969                  |              |
| Other Public Works                     |              | 568.45                          |  | <b>TAX TITLE LIENS OUTSTANDING</b>         |              |
| <b>HEALTH and WELFARE</b>              |              | 3,905.68                        |  | Balance January 1, 1969                    |              |
| Health Services Except Environmental   | 10,800.00    | 34,356.20                       |  | Transfers From Taxes                       |              |
| Welfare-Public Assistance              | 3,700.00     | 1,194,285.43                    |  | Redeemed in 1969                           |              |
| Hospitals, Clinics, First Aid          | 1,000.00     | 82,514.61                       |  | Cancelled, Abated or Adjusted (1969)       |              |
| Animal, Insect, & Rodent Control       | 2,000.00     | 3,905.68                        |  | Transfers to Foreclosed Property           |              |
| Other Welfare Services                 |              | 34,356.20                       |  | Balance December 31, 1969                  |              |
| <b>RECREATION and CONSERVATION</b>     |              | 3,905.68                        |  | <b>PROPERTY ACQUIRED BY DEED OR</b>        |              |
| Beaches and Boardwalks                 |              | 3,905.68                        |  | <b>FORECLOSURE</b>                         |              |
| Parks, Playgrounds, Shade Trees        | 37,705.00    | 34,356.20                       |  | Balance January 1, 1969                    |              |
| Land Reclamation & Conservation        |              | 3,905.68                        |  | Transfers From Taxes or Liens              |              |
| Other Recreational Services            | 2,250.00     | 3,905.68                        |  | Sale for Cash (1969)                       |              |
| <b>EDUCATION (excluding schools)</b>   |              | 3,905.68                        |  | Cancelled, Abated or Adjusted (1969)       |              |
| Libraries                              | 49,075.00    | 34,356.20                       |  | Balance December 31, 1969                  |              |
| Other Educational Services             | 3,800.00     | 3,905.68                        |  | <b>CURRENT FINANCES DECEMBER 31, 1969</b>  |              |
| <b>STATUTORY EXPENDITURES</b>          |              | 3,905.68                        |  | <b>ASSETS</b>                              |              |
| Pensions & F.I.C.A.                    | 79,025.00    | 3,905.68                        |  | Cash Dec. 31, 1969                         | 1,194,285.43 |
| Employee Fringe Benefits               | 23,400.00    | 3,905.68                        |  | Taxes Receivable                           | 82,514.61    |
| Other Statutory Expenditures           |              | 3,905.68                        |  | Tax Title Liens                            | 3,905.68     |
| <b>MUNICIPAL FUNCTIONS</b>             |              | 3,905.68                        |  | Foreclosed Property                        | 34,356.20    |
| CAPITAL IMPROVEMENTS                   | 47,000.00    | 3,905.68                        |  | Emergencies & Other Deferred Charges       | 33,000.00    |
| DEBT SERVICE                           |              | 3,905.68                        |  | State Aid Receivable                       | 14,016.27    |
| Principal Payments                     | 25,000.00    | 3,905.68                        |  | Other Receivables                          | 107,960.85   |
| Interest Payments                      | 9,325.50     | 3,905.68                        |  | Total                                      | 1,470,039.04 |
| <b>DEFERRED CHARGES</b>                |              | 3,905.68                        |  | <b>LIABILITIES</b>                         |              |
| SCHOOL, COUNTY, SPECIAL DISTRICT TAXES | 883,509.25   | 3,905.68                        |  | Cash Liabilities                           | 228,104.63   |
| RESERVE FOR UNCOLLECTED TAXES          | 1,751,338.01 | 3,905.68                        |  | Reserves for Receivables                   | 228,737.34   |
|  | 187,928.99   | 3,905.68                        |  | Surplus Dec. 31, 1969                      | 1,013,197.07 |
| <b>EXPENDITURES</b>                    |              | 3,905.68                        |  | Total                                      | 1,470,039.04 |
| <b>TOTAL</b>                           | 3,947,161.75 | 3,905.68                        |  |  |              |



1317  
Population 1960 3,536  
Population 1969 3,910

Moody Rating  
Land Area 1.10 Sq. Miles

HIGHLANDS BORO - MONMOUTH COUNTY  
Net Valuation Taxable 13,787,207  
State Equalized Value 17,523,140 General Tax Rate Per \$100. 5.71  
Net Valuation on Which County Taxes  
are apportioned: 17,156,233 State Equalized  
State Equalization Ratio .7868 General Tax Rate: 4.49

PER CAPITA:  
Gross Debt 194.25  
Net Debt 67.03  
Debt Service 12.29  
Total Tax Levy 198.25  
Municipal Expenditures 130.23

PER CENT:  
Gross Debt 4.41  
Net Debt 1.52  
Tax Levy Collected 80.87  
Tax Levy Cancelled, Abated  
or Adjusted .18

| 1969 EXPENDITURES                      |              | 1969 REVENUES                              |            | 1969 PROPERTY TAX                          |            |
|--|--------------|--|------------|--|------------|
| GENERAL GOVERNMENT                     |              | 1969 — Property Taxes Collected 625,356.44 |            | STATE EQUALIZED TAX RATE                   |            |
| Governing Body & Public Boards         |              | 1969 Payments in Lieu of Taxes             |            | Local District School Taxes .88            | 154,557.00 |
| Municipal Clerk                        |              | Delinquent Tax & Lien Collections          | 125,389.44 | Regional & Consolidated School Tax 1.59    | 278,379.47 |
| Financial Administration               | 11,407.87    | Business Personalty Replacement Taxes      | 11,767.00  | School Taxes in Municipal Budget           |            |
| Assessment of Taxes                    | 4,150.00     | Taxes from Public Utilities                | 40,375.64  | County Taxes .58                           | 102,269.51 |
| Collection of Taxes                    | 13,200.00    | Other Miscellaneous Tax Revenues           |            | County Library Taxes .02                   | 3,824.08   |
| Planning, Housing & Development        | 4,025.00     | State Aid Revenues                         | 16,984.70  | Local Municipal Purpose Taxes 1.29         | 226,174.47 |
| Human Resources                        |              | Federal Aid Revenues                       |            | Veteran & Senior Citizen Taxes .13         | 22,690.00  |
| Elections                              | 496.28       | Sale of Acquired Property                  |            | Total Taxes for Rate Computation 4.49      | 787,894.53 |
| General Administration (other)         | 19,800.88    | Other Miscellaneous Revenues               | 54,450.39  | Special District Taxes                     |            |
| JUDICIARY                              |              | 1969 Revenues                              | 874,323.61 | Bank Stock Taxes                           |            |
| Municipal Courts                       | 3,750.00     | Prior Years Surplus Appropriated           | 100,000.00 | Added and Omitted Taxes                    | 8,124.04   |
| PUBLIC SAFETY                          |              | REVENUES                                   | 974,323.61 | Total Taxes Levied - ABSTRACT              | 773,328.57 |
| Fire Protection                        | 8,170.00     |  |            | TOTAL TAXES BILLED                         | 773,328.57 |
| Police Protection                      | 87,584.03    |  |            | 1969 TAXES COLLECTED                       | 625,356.44 |
| Civil Defense & Disaster Control       |              |  |            | 1969 Taxes Cancelled, Abated or Adjusted   | 1,393.41   |
| Environmental Inspection & Control     | 2,024.80     |  |            | Transfer to Tax Title Liens or Foreclosed  | 8,268.73   |
| Other Public Safety                    |              |  |            | Balance Outstanding Dec. 31, 1969          | 138,309.99 |
| PUBLIC WORKS                           |              |  |            | PRIOR YEARS TAXES OUTSTANDING              |            |
| Streets and Drainage                   | 50,530.34    |  |            | Balance January 1, 1969                    | 120,597.16 |
| Sewers and Sewage Processing           |              |  |            | Collected in 1969                          | 106,524.69 |
| Garbage and Trash Disposal             | 32,753.66    |  |            | Cancelled, Abated or Adjusted (1969)       |            |
| Public Buildings and Grounds           | 7,200.00     |  |            | Transfers to Tax Title Liens or Foreclosed | 2,333.49   |
| Other Public Works                     |              |  |            | Balance December 31, 1969                  | 11,738.98  |
| HEALTH and WELFARE                     |              |  |            | TAX TITLE LIENS OUTSTANDING                |            |
| Health Services Except Environmental   | 4,400.00     |  |            | Balance January 1, 1969                    | 39,622.22  |
| Welfare-Public Assistance              | 1,878.21     |  |            | Transfers From Taxes                       | 10,903.88  |
| Hospitals, Clinics, First Aid          |              |  |            | Redeemed in 1969                           | 18,864.75  |
| Animal, Insect, & Rodent Control       |              |  |            | Cancelled, Abated or Adjusted (1969)       |            |
| Other Welfare Services                 |              |  |            | Transfers to Foreclosed Property           |            |
| RECREATION and CONSERVATION            |              |  |            | Balance December 31, 1969                  | 31,661.35  |
| Beaches and Boardwalks                 | 3,871.79     |  |            | PROPERTY ACQUIRED BY DEED OR               |            |
| Parks, Playgrounds, Shade Trees        | 3,800.00     |  |            | FORECLOSURE                                |            |
| Land Reclamation & Conservation        |              |  |            | Balance January 1, 1969                    | 9,105.00   |
| Other Recreational Services            | 500.00       |  |            | Transfers From Taxes or Liens              |            |
| EDUCATION (excluding schools)          |              |  |            | Sale for Cash (1969)                       |            |
| Libraries                              | 575.00       |  |            | Cancelled, Abated or Adjusted (1969)       |            |
| Other Educational Services             |              |  |            | Balance December 31, 1969                  | 9,105.00   |
| STATUTORY EXPENDITURES                 |              |  |            | CURRENT FINANCES DECEMBER 31, 1969         |            |
| Pensions & F.I.C.A.                    | 15,566.00    |  |            | ASSETS                                     |            |
| Employee Fringe Benefits               | 11,057.89    |  |            | Cash Dec. 31, 1969                         | 181,425.42 |
| Other Statutory Expenditures           |              |  |            | Taxes Receivable                           | 150,048.97 |
| MUNICIPAL FUNCTIONS                    |              |  |            | Tax Title Liens                            | 31,661.35  |
| CAPITAL IMPROVEMENTS                   | 2,500.00     |  |            | Foreclosed Property                        | 9,105.00   |
| DEBT SERVICE                           |              |  |            | Emergencies & Other Deferred Charges       | 16,800.00  |
| Principal Payments                     | 39,000.00    |  |            | State Aid Receivable                       | 8,275.23   |
| Interest Payments                      | 9,070.25     |  |            | Other Receivables                          | 2,344.20   |
| DEFERRED CHARGES                       | 7,100.00     |  |            | Total                                      | 399,660.17 |
| SCHOOL, COUNTY, SPECIAL DISTRICT TAXES | 539,030.06   |  |            | LIABILITIES                                |            |
| RESERVE FOR UNCOLLECTED TAXES          | 164,806.17   |  |            | Cash Liabilities                           | 70,010.66  |
| EXPENDITURES                           | 1,048,248.23 |  |            | Reserves for Receivables                   | 193,159.52 |
|  |              |  |            | Surplus Dec. 31, 1969                      | 136,489.99 |
|  |              |  |            | Total                                      | 399,660.17 |

1104  
Population 1960 4,317  
Population 1969 6,010  
  
Moody Rating BAA  
Land Area 1.23 Sq. Miles

# HIGHTSTOWN BORO

Net Valuation Taxable 14,516,570  
State Equalized Value 28,067,614  
Net Valuation on Which County Taxes  
are apportioned: 28,397,574  
State Equalization Ratio .5172

# - MERCER COUNTY

General Tax Rate Per \$100. 8.76  
  
State Equalized  
General Tax Rate: 4.53

# PER CAPITA:

Gross Debt 474.16  
Net Debt 52.16  
Debt Service 4.12  
Total Tax Levy 211.10  
Municipal Expenditures 86.21

# PER CENT:

Gross Debt 11.09  
Net Debt 1.22  
Tax Levy Collected 90.70  
Tax Levy Cancelled, Abated  
or Adjusted .49

| 1969 EXPENDITURES                                   |          | 1969 REVENUES                                   |           | 1969 PROPERTY TAX                          |              |
|---|----------|---|-----------|--|--------------|
| <b>GENERAL GOVERNMENT</b>                           |          | 1969 — Property Taxes Collected 1,150,899.63    |           | <b>STATE EQUALIZED TAX RATE</b>            |              |
| Governing Body & Public Boards                      |          | 1969 Payments in Lieu of Taxes 4,760.00         |           | Local District School Taxes                |              |
| Municipal Clerk                                     |          | Delinquent Tax & Lien Collections 53,208.37     |           | Regional & Consolidated School Tax 2.78    | 780,364.16   |
| Financial Administration 10,850.00                  |          | Business Personalty Replacement Taxes 57,368.00 |           | School Taxes in Municipal Budget           |              |
| Assessment of Taxes 2,800.00                        |          | Taxes from Public Utilities 62,606.73           |           | County Taxes .85                           | 239,942.05   |
| Collection of Taxes 4,000.00                        |          | Other Miscellaneous Tax Revenues 1,700.00       |           | County Library Taxes .03                   | 8,495.34     |
| Planning, Housing & Development 3,750.00            |          | State Aid Revenues 23,478.73                    |           | Local Municipal Purpose Taxes .79          | 222,103.52   |
| Human Resources                                     |          | Federal Aid Revenues                            |           | Veteran & Senior Citizen Taxes .08         | 21,310.00    |
| Elections 1,300.00                                  |          | Sale of Acquired Property                       |           | Total Taxes for Rate Computation 4.53      | 1,272,215.07 |
| General Administration (other) 38,155.75            |          | Other Miscellaneous Revenues                    | 84,399.79 | Special District Taxes                     |              |
| <b>JUDICIARY</b>                                    |          | 1969 Revenues Total 1,438,421.25                |           | Bank Stock Taxes                           | 9,130.78     |
| Municipal Courts 6,050.00                           |          | Prior Years Surplus Appropriated                |           | Added and Omitted Taxes                    | 8,699.57     |
| <b>PUBLIC SAFETY</b>                                |          | <b>REVENUES TOTAL 1,438,421.25</b>              |           | Total Taxes Levied - ABSTRACT              | 1,268,735.42 |
| Fire Protection 16,200.00                           |          |   |           | <b>TOTAL TAXES BILLED</b>                  | 1,268,902.44 |
| Police Protection 87,335.00                         |          |   |           | 1969 TAXES COLLECTED                       | 1,150,899.63 |
| Civil Defense & Disaster Control 500.00             |          |   |           | 1969 Taxes Cancelled, Abated or Adjusted   | 6,232.95     |
| Environmental Inspection & Control 2,300.00         |          |   |           | Transfer to Tax Title Liens or Foreclosed  | 1,176.96     |
| Other Public Safety 22,600.00                       |          |   |           | Balance Outstanding Dec. 31, 1969          | 110,592.90   |
| <b>PUBLIC WORKS</b>                                 |          |   |           | <b>PRIOR YEARS TAXES OUTSTANDING</b>       |              |
| Streets and Drainage 52,517.22                      |          |   |           | Balance January 1, 1969                    | 175,245.58   |
| Sewers and Sewage Processing                        |          |   |           | Collected in 1969                          | 51,878.23    |
| Garbage and Trash Disposal 43,500.00                |          |   |           | Cancelled, Abated or Adjusted (1969)       | 278.54       |
| Public Buildings and Grounds 14,382.09              |          |   |           | Transfers to Tax Title Liens or Foreclosed | 328.20       |
| Other Public Works                                  |          |   |           | Balance December 31, 1969                  | 122,760.61   |
| <b>HEALTH and WELFARE</b>                           |          |   |           | <b>TAX TITLE LIENS OUTSTANDING</b>         |              |
| Health Services Except Environmental                | 3,250.00 |   |           | Balance January 1, 1969                    | 2,791.84     |
| Welfare-Public Assistance 3,925.00                  |          |   |           | Transfers From Taxes                       | 1,598.76     |
| Hospitals, Clinics, First Aid 4,500.00              |          |   |           | Redeemed in 1969                           | 1,330.14     |
| Animal, Insect, & Rodent Control                    |          |   |           | Cancelled, Abated or Adjusted (1969)       |              |
| Other Welfare Services                              |          |   |           | Transfers to Foreclosed Property:          |              |
| <b>RECREATION and CONSERVATION</b>                  |          |   |           | Balance December 31, 1969                  | 3,060.46     |
| Beaches and Boardwalks                              |          |   |           | <b>PROPERTY ACQUIRED BY DEED OR</b>        |              |
| Parks, Playgrounds, Shade Trees 4,120.00            |          |   |           | <b>FORECLOSURE</b>                         |              |
| Land Reclamation & Conservation                     |          |   |           | Balance January 1, 1969                    | 5,600.00     |
| Other Recreational Services 2,500.00                |          |   |           | Transfers From Taxes or Liens              |              |
| <b>EDUCATION (excluding schools)</b>                |          |   |           | Sale for Cash (1969)                       |              |
| Libraries   |          |   |           | Cancelled, Abated or Adjusted (1969)       |              |
| Other Educational Services                          |          |   |           | Balance December 31, 1969                  | 5,600.00     |
| <b>STATUTORY EXPENDITURES</b>                       |          |   |           | <b>CURRENT FINANCES DECEMBER 31, 1969</b>  |              |
| Pensions & F.I.C.A. 18,144.25                       |          |   |           | <b>ASSETS</b>                              |              |
| Employee Fringe Benefits 10,000.00                  |          |   |           | Cash Dec. 31, 1969                         | 169,760.90   |
| Other Statutory Expenditures                        |          |   |           | Taxes Receivable                           | 233,353.51   |
| <b>MUNICIPAL FUNCTIONS</b>                          |          |   |           | Tax Title Liens                            | 3,060.46     |
| <b>CAPITAL IMPROVEMENTS</b>                         |          |   |           | Foreclosed Property                        | 5,600.00     |
| <b>DEBT SERVICE</b>                                 |          |   |           | Emergencies & Other Deferred Charges       | 7,600.00     |
| Principal Payments 15,000.00                        |          |   |           | State Aid Receivable                       | 22,112.20    |
| Interest Payments 9,745.43                          |          |   |           | Other Receivables                          | 17,711.90    |
| <b>DEFERRED CHARGES</b>                             |          |   |           | Total                                      | 459,198.97   |
| SCHOOL, COUNTY, SPECIAL DISTRICT TAXES 1,028,801.55 |          |   |           | <b>LIABILITIES</b>                         |              |
| RESERVE FOR UNCOLLECTED TAXES 106,413.97            |          |   |           | Cash Liabilities                           | 60,642.29    |
| <b>EXPENDITURES TOTAL 1,546,940.26</b>              |          |   |           | Reserves for Receivables                   | 259,725.87   |
|   |          |   |           | Surplus Dec. 31, 1969                      | 138,830.81   |
|   |          |   |           | Total                                      | 459,198.97   |

1810  
Population 1960 7,584  
Population 1969 11,010  
Moody Rating  
Land Area 54.70 Sq. Miles

HILLSBOROUGH TWP - SOMERSET COUNTY  
Net Valuation Taxable 36,071,719  
State Equalized Value 105,073,460 General Tax Rate Per \$100. 8.43  
Net Valuation on Which County Taxes  
are apportioned: 106,715,853 State Equalized  
State Equalization Ratio .3433 General Tax Rate: 2.89

PER CAPITA:  
Gross Debt 550.07  
Net Debt 189.85  
Debt Service  
Total Tax Levy 274.56  
Municipal Expenditures 87.10

PER CENT:  
Gross Debt 6.11  
Net Debt 2.11  
Tax Levy Collected 94.01  
Tax Levy Cancelled, Abated  
or Adjusted

| 1969 EXPENDITURES                      |              | 1969 REVENUES                          |              | 1969 PROPERTY TAX                          |                   |
|--|--------------|--|--------------|--|-------------------|
| GENERAL GOVERNMENT                     |              | 1969 — Property Taxes Collected        |              | STATE EQUALIZED TAX RATE                   |                   |
| Governing Body & Public Boards         |              | 1969 Payments in Lieu of Taxes         | 2,842,509.21 | Local District School Taxes                | 2.21 2,325,914.65 |
| Municipal Clerk                        |              | Delinquent Tax & Lien Collections      | 241,370.32   | Regional & Consolidated School Tax         |                   |
| Financial Administration               | 32,600.00    | Business Personality Replacement Taxes | 77,415.00    | School Taxes in Municipal Budget           |                   |
| Assessment of Taxes                    | 52,900.00    | Taxes from Public Utilities            | 276,771.51   | County Taxes                               | .47 488,778.88    |
| Collection of Taxes                    | 18,800.00    | Other Miscellaneous Tax Revenues       | 54,214.47    | County Library Taxes                       | .03 26,721.13     |
| Planning, Housing & Development        | 17,550.00    | State Aid Revenues                     |              | Local Municipal Purpose Taxes              | .14 143,490.16    |
| Human Resources                        |              | Federal Aid Revenues                   |              | Veteran & Senior Citizen Taxes             | .05 55,360.00     |
| Elections                              | 1,500.00     | Sale of Acquired Property              | 7,060.00     | Total Taxes for Rate Computation           | 2.90 3,040,264.82 |
| General Administration (other)         | 44,200.00    | Other Miscellaneous Revenues           | 90,322.93    | Special District Taxes                     |                   |
| JUDICIARY                              |              | 1969 Revenues                          | 3,589,663.44 | Bank Stock Taxes                           | 942.89            |
| Municipal Courts                       | 6,850.00     | Prior Years Surplus Appropriated       | 175,000.00   | Added and Omitted Taxes                    | 37,069.76         |
| PUBLIC SAFETY                          |              | REVENUES                               | 3,764,663.44 | Total Taxes Levied - ABSTRACT              | 3,022,917.47      |
| Fire Protection                        | 25,300.00    |  |              | TOTAL TAXES BILLED                         | 3,023,498.56      |
| Police Protection                      | 150,000.00   |  |              | 1969 TAXES COLLECTED                       | 2,842,509.21      |
| Civil Defense & Disaster Control       | 100.00       |  |              | 1969 Taxes Cancelled, Abated or Adjusted   | 147.53            |
| Environmental Inspection & Control     | 13,850.00    |  |              | Transfer to Tax Title Liens or Foreclosed  |                   |
| Other Public Safety                    |              |  |              | Balance Outstanding Dec. 31, 1969          | 180,841.82        |
| PUBLIC WORKS                           |              |  |              | PRIOR YEARS TAXES OUTSTANDING              |                   |
| Streets and Drainage                   | 186,000.00   |  |              | Balance January 1, 1969                    | 254,931.53        |
| Sewers and Sewage Processing           |              |  |              | Collected in 1969                          | 231,495.56        |
| Garbage and Trash Disposal             | 7,200.00     |  |              | Cancelled, Abated or Adjusted (1969)       | 123.63            |
| Public Buildings and Grounds           | 6,100.00     |  |              | Transfers to Tax Title Liens or Foreclosed | 326.84            |
| Other Public Works                     |              |  |              | Balance December 31, 1969                  | 22,985.50         |
| HEALTH and WELFARE                     |              |  |              | TAX TITLE LIENS OUTSTANDING                |                   |
| Health Services Except Environmental   | 9,300.00     |  |              | Balance January 1, 1969                    | 13,279.93         |
| Welfare-Public Assistance              | 3,850.00     |  |              | Transfers From Taxes                       | 711.49            |
| Hospitals, Clinics, First Aid          | 1,000.00     |  |              | Redeemed in 1969                           | 9,874.76          |
| Animal, Insect, & Rodent Control       |              |  |              | Cancelled, Abated or Adjusted (1969)       |                   |
| Other Welfare Services                 |              |  |              | Transfers to Foreclosed Property           |                   |
| RECREATION and CONSERVATION            |              |  |              | Balance December 31, 1969                  | 4,116.66          |
| Beaches and Boardwalks                 |              |  |              | PROPERTY ACQUIRED BY DEED OR               |                   |
| Parks, Playgrounds, Shade Trees        |              |  |              | FORECLOSURE                                |                   |
| Land Reclamation & Conservation        |              |  |              | Balance January 1, 1969                    | 26,350.00         |
| Other Recreational Services            | 10,200.00    |  |              | Transfers From Taxes or Liens              |                   |
| EDUCATION (excluding schools)          |              |  |              | Sale for Cash (1969)                       | 7,060.00          |
| Libraries                              | 9,000.00     |  |              | Cancelled, Abated or Adjusted (1969)       |                   |
| Other Educational Services             |              |  |              | Balance December 31, 1969                  | 19,290.00         |
| STATUTORY EXPENDITURES                 |              |  |              | CURRENT FINANCES DECEMBER 31, 1969         |                   |
| Pensions & F.I.C.A.                    | 34,563.00    |  |              | ASSETS                                     |                   |
| Employee Fringe Benefits               | 7,600.00     |  |              | Cash Dec. 31, 1969                         | 393,918.24        |
| Other Statutory Expenditures           |              |  |              | Taxes Receivable                           | 203,827.32        |
| MUNICIPAL FUNCTIONS                    |              |  |              | Tax Title Liens                            | 4,116.66          |
| CAPITAL IMPROVEMENTS                   | 20,900.00    |  |              | Foreclosed Property                        | 19,290.00         |
| DEBT SERVICE                           |              |  |              | Emergencies & Other Deferred Charges       | 38,000.00         |
| Principal Payments                     |              |  |              | State Aid Receivable                       | 49,269.00         |
| Interest Payments                      |              |  |              | Other Receivables                          | 3,775.98          |
| DEFERRED CHARGES                       | 1,639.82     |  |              | Total                                      | 712,197.20        |
| SCHOOL, COUNTY, SPECIAL DISTRICT TAXES | 2,841,414.66 |  |              | LIABILITIES                                |                   |
| RESERVE FOR UNCOLLECTED TAXES          | 298,009.70   |  |              | Cash Liabilities                           | 125,255.54        |
|  |              |  |              | Reserves for Receivables                   | 231,009.96        |
|  |              |  |              | Surplus Dec. 31, 1969                      | 355,931.70        |
| EXPENDITURES                           | TOTAL        |  |              | Total                                      | 712,197.20        |

| 1969 EXPENDITURES                      |              | 1969 REVENUES                              |              | 1969 PROPERTY TAX                  |            |
|--|--------------|--|--------------|------------------------------------|------------|
| <b>GENERAL GOVERNMENT</b>              |              | 1969 — Property Taxes Collected            |              | STATE EQUALIZED TAX RATE           |            |
| Governing Body & Public Boards         |              |  | 3,464,649.83 | Local District School Taxes        | 1.24       |
| Municipal Clerk                        |              |  | 49,549.80    | Regional & Consolidated School Tax | 1.05       |
| Financial Administration               | 25,988.00    | Delinquent Tax & Lien Collections          | 64,300.57    | School Taxes in Municipal Budget   |            |
| Assessment of Taxes                    | 14,700.00    | Business Personalty Replacement Taxes      | 50,188.00    | County Taxes                       | .40        |
| Collection of Taxes                    | 17,467.00    | Taxes from Public Utilities                | 202,128.74   | County Library Taxes               |            |
| Planning, Housing & Development        | 9,225.00     | Other Miscellaneous Tax Revenues           |              | Local Municipal Purpose Taxes      | .94        |
| Human Resources                        |              | State Aid Revenues                         | 44,108.99    | Veteran & Senior Citizen Taxes     | .08        |
| Elections                              | 1,600.00     | Federal Aid Revenues                       |              | Total Taxes for Rate Computation   | 3.71       |
| General Administration (other)         | 63,116.00    | Sale of Acquired Property                  | 5,430.00     | Special District Taxes             |            |
| <b>JUDICIARY</b>                       |              | Other Miscellaneous Revenues               | 146,375.02   | Bank Stock Taxes                   |            |
| Municipal Courts                       | 6,100.00     | 1969 Revenues                              | 4,026,730.95 | Added and Omitted Taxes            |            |
| <b>PUBLIC SAFETY</b>                   |              | Prior Years Surplus Appropriated           | 140,000.00   | Total Taxes Levied - ABSTRACT      |            |
| Fire Protection                        | 61,020.00    | REVENUES                                   | 4,166,730.95 | TOTAL TAXES BILLED                 |            |
| Police Protection                      | 284,389.00   | 1969 REAL PROPERTY VALUATIONS              |              | 1969 TAXES COLLECTED               |            |
| Civil Defense & Disaster Control       | 175.00       | Code                                       | Class        | # of Parcels                       | %VAL'N     |
| Environmental Inspection & Control     | 23,683.00    | 1  | Vacant Land  | 291                                | 2.43       |
| Other Public Safety                    |              | 2  | Residential  | 2847                               | 91.45      |
| <b>PUBLIC WORKS</b>                    |              | 3  | Farm         | 4                                  | .30        |
| Streets and Drainage                   | 149,624.00   | 4a   | Commercial   | 59                                 | 5.37       |
| Sewers and Sewage Processing           | 35,925.00    | 4b   | Industrial   | 5                                  | .36        |
| Garbage and Trash Disposal             | 74,885.00    | 4c   | Apartments   | 1                                  | .09        |
| Public Buildings and Grounds           | 19,120.00    | Total                                      |              | 3207                               | 100.00     |
| Other Public Works                     |              | ASSESSED VALUATION                         |              | 95,000,000.00                      |            |
| <b>HEALTH and WELFARE</b>              |              | CAPITAL DEBT AUTHORIZED, DECEMBER 31, 1969 |              |                                    |            |
| Health Services Except Environmental   | 15,439.00    | ISSUED AND UNISSUED                        |              | GROSS DEBT                         | NET DEBT   |
| Welfare-Public Assistance              | 620.00       | School                                     |              | 2,314,786                          |            |
| Hospitals, Clinics, First Aid          |              | Self-liquidating                           |              |                                    |            |
| Animal, Insect, & Rodent Control       |              | Other                                      |              | 4,222,978                          | 4,222,978  |
| Other Welfare Services                 |              | Total                                      |              | 6,537,764                          | 4,222,978  |
| <b>RECREATION and CONSERVATION</b>     |              | ISSUED AND OUTSTANDING                     |              |                                    |            |
| Beaches and Boardwalks                 |              | School                                     |              | 2,314,786.61                       |            |
| Parks, Playgrounds, Shade Trees        | 24,800.00    | Self-liquidating                           |              |                                    |            |
| Land Reclamation & Conservation        |              | Other                                      |              | 4,095,000.00                       |            |
| Other Recreational Services            | 32,695.00    | Total                                      |              | 6,409,786.61                       |            |
| <b>EDUCATION (excluding schools)</b>   |              | EQUALIZED VALUATION BASIS                  |              |                                    |            |
| Libraries                              | 36,800.00    | FOR NET DEBT COMPUTATION                   |              |                                    |            |
| Other Educational Services             |              | 89,264,221.67                              |              |                                    |            |
| <b>STATUTORY EXPENDITURES</b>          |              | 1969 CAPITAL OUTLAY                        |              | TOTAL                              | 507,642.58 |
| Pensions & F.I.C.A.                    | 50,659.00    | Beaches and Boardwalks                     |              |                                    |            |
| Employee Fringe Benefits               | 31,077.00    | Parks and Playgrounds                      |              | 10,000.00                          |            |
| Other Statutory Expenditures           |              | Public Buildings and Grounds               |              | 55,000.00                          |            |
| <b>MUNICIPAL FUNCTIONS</b>             |              | Vehicular Equipment                        |              | 26,960.76                          |            |
| CAPITAL IMPROVEMENTS                   | 979,107.00   | Streets, Roads, Sidewalks, Storm Sewers    |              | 119,185.24                         |            |
| DEBT SERVICE                           | 190,500.00   | Sewer System                               |              | 231,496.58                         |            |
| Principal Payments                     | 110,000.00   | Water Service                              |              |                                    |            |
| Interest Payments                      | 192,473.75   | Other Utilities                            |              | 10,000.00                          |            |
| <b>DEFERRED CHARGES</b>                |              | Hospitals and Clinics                      |              | 25,000.00                          |            |
| SCHOOL, COUNTY, SPECIAL DISTRICT TAXES | 65,239.16    | Garbage and Trash Disposal Facilities      |              |                                    |            |
| RESERVE FOR UNCOLLECTED TAXES          | 2,606,845.23 | Health Equipment                           |              |                                    |            |
|  | 78,506.00    | Library and Education Facilities           |              |                                    |            |
|  |              | Conservation and Recreation                |              |                                    |            |
| EXPENDITURES                           | 4,222,671.14 | Other Expenditures                         |              | 30,000.00                          |            |
| TOTAL                                  |              |  |              |                                    |            |
|  |              | CURRENT FINANCES DECEMBER 31, 1969         |              |                                    |            |
|  |              | ASSETS                                     |              |                                    |            |
|  |              | Cash Dec. 31, 1969                         |              |                                    |            |
|  |              | Taxes Receivable                           |              |                                    |            |
|  |              | Tax Title Liens                            |              |                                    |            |
|  |              | Foreclosed Property                        |              |                                    |            |
|  |              | Emergencies & Other Deferred Charges       |              |                                    |            |
|  |              | State Aid Receivable                       |              |                                    |            |
|  |              | Other Receivables                          |              |                                    |            |
|  |              | Total                                      |              |                                    |            |
|  |              | LIABILITIES                                |              |                                    |            |
|  |              | Cash Liability.                            |              |                                    |            |
|  |              | Reserves for Receivables                   |              |                                    |            |
|  |              | Surplus Dec. 31, 1969                      |              |                                    |            |
|  |              | Total                                      |              |                                    |            |

2007  
Population 1960 22,304  
Population 1969 23,620  
  
Moody Rating  
Land Area 2.70 Sq. Miles

HILLSIDE TWP  
Net Valuation Taxable 76,153,824  
State Equalized Value 187,987,716  
Net Valuation on Which County Taxes  
are apportioned: 208,799,202  
State Equalization Ratio .4051  
  
- UNION  
COUNTY  
General Tax Rate Per \$100. 7.42  
State Equalized  
General Tax Rate: 3.00

PER CAPITA:  
Gross Debt 97.45  
Net Debt 40.03  
Debt Service 4.59  
Total Tax Levy 234.76  
Municipal Expenditures 142.36

PER CENT:  
Gross Debt 1.26  
Net Debt .52  
Tax Levy Collected 98.37  
Tax Levy Cancelled, Abated  
or Adjusted .01

| 1969 EXPENDITURES                      |              | 1969 REVENUES                         |              | 1969 PROPERTY TAX                          |                   |
|--|--------------|---------------------------------------|--------------|--|-------------------|
| <b>GENERAL GOVERNMENT</b>              |              |                                       |              | <b>STATE EQUALIZED TAX RATE</b>            |                   |
| Governing Body & Public Boards         | 225.00       | 1969 — Property Taxes Collected       | 5,461,861.02 | Local District School Taxes                | 1.51 2,845,060.33 |
| Municipal Clerk                        |              | 1969 Payments in Lieu of Taxes        | 19,327.26    | Regional & Consolidated School Tax         |                   |
| Financial Administration               | 109,270.00   | Delinquent Tax & Lien Collections     | 74,519.91    | School Taxes in Municipal Budget           |                   |
| Assessment of Taxes                    | 30,299.00    | Business Personalty Replacement Taxes | 759,947.00   | County Taxes                               | .48 910,873.31    |
| Collection of Taxes                    | 37,159.00    | Taxes from Public Utilities           | 362,189.55   | County Library Taxes                       |                   |
| Planning, Housing & Development        | 10,725.00    | Other Miscellaneous Tax Revenues      | 2,097.81     | Local Municipal Purpose Taxes              | .93 1,750,855.40  |
| Human Resources                        |              | State Aid Revenues                    | 110,112.15   | Veteran & Senior Citizen Taxes             | .07 136,460.00    |
| Elections                              | 3,500.00     | Federal Aid Revenues                  |              | Total Taxes for Rate Computation           | 2.99 5,643,249.04 |
| General Administration (other)         | 108,070.00   | Sale of Acquired Property             | 100.00       | Special District Taxes                     |                   |
| <b>JUDICIARY</b>                       |              | Other Miscellaneous Revenues          | 109,894.96   | Bank Stock Taxes                           | 7,527.06          |
| Municipal Courts                       | 17,676.00    | 1969 Revenues                         | 6,900,049.66 | Added and Omitted Taxes                    | 30,832.27         |
| <b>PUBLIC SAFETY</b>                   |              | Prior Years Surplus Appropriated      | 200,000.00   | Total Taxes Levied - ABSTRACT              | 5,545,148.37      |
| Fire Protection                        | 755,331.00   | REVENUES                              | 7,100,049.66 | <b>TOTAL TAXES BILLED</b>                  | 5,552,163.07      |
| Police Protection                      | 864,770.00   |                                       |              | 1969 TAXES COLLECTED                       | 5,461,861.02      |
| Civil Defense & Disaster Control       | 4,200.00     |                                       |              | 1969 Taxes Cancelled, Abated or Adjusted   | 372.77            |
| Environmental Inspection & Control     | 22,168.00    |                                       |              | Transfer to Tax Title Liens or Foreclosed  | 1,438.59          |
| Other Public Safety                    | 750.00       |                                       |              | Balance Outstanding Dec. 31, 1969          | 88,490.69         |
| <b>PUBLIC WORKS</b>                    |              |                                       |              | <b>PRIOR YEARS TAXES OUTSTANDING</b>       |                   |
| Streets and Drainage                   | 263,192.00   |                                       |              | Balance January 1, 1969                    | 95,233.14         |
| Sewers and Sewage Processing           | 48,071.00    |                                       |              | Collected in 1969                          | 71,384.22         |
| Garbage and Trash Disposal             | 162,300.00   |                                       |              | Cancelled, Abated or Adjusted (1969)       | 4,824.39          |
| Public Buildings and Grounds           | 65,569.00    |                                       |              | Transfers to Tax Title Liens or Foreclosed | 1,238.40          |
| Other Public Works                     |              |                                       |              | Balance December 31, 1969                  | 17,786.13         |
| <b>HEALTH and WELFARE</b>              |              |                                       |              | <b>TAX TITLE LIENS OUTSTANDING</b>         |                   |
| Health Services Except Environmental   | 34,327.00    |                                       |              | Balance January 1, 1969                    | 3,336.70          |
| Welfare-Public Assistance              | 14,616.00    |                                       |              | Transfers From Taxes                       | 2,827.78          |
| Hospitals, Clinics, First Aid          | 18,160.00    |                                       |              | Redeemed in 1969                           | 3,135.69          |
| Animal, Insect, & Rodent Control       |              |                                       |              | Cancelled, Abated or Adjusted (1969)       |                   |
| Other Welfare Services                 |              |                                       |              | Transfers to Foreclosed Property           |                   |
| <b>RECREATION and CONSERVATION</b>     |              |                                       |              | Balance December 31, 1969                  | 3,028.79          |
| Beaches and Boardwalks                 |              |                                       |              | <b>PROPERTY ACQUIRED BY DEED OR</b>        |                   |
| Parks, Playgrounds, Shade Trees        | 8,675.00     |                                       |              | <b>FORECLOSURE</b>                         |                   |
| Land Reclamation & Conservation        |              |                                       |              | Balance January 1, 1969                    | 3,340.00          |
| Other Recreational Services            | 60,949.00    |                                       |              | Transfers From Taxes or Liens              |                   |
| <b>EDUCATION (excluding schools)</b>   |              |                                       |              | Sale for Cash (1969)                       | 100.00            |
| Libraries                              | 102,230.44   |                                       |              | Cancelled, Abated or Adjusted (1969)       |                   |
| Other Educational Services             |              |                                       |              | Balance December 31, 1969                  | 3,240.00          |
| <b>STATUTORY EXPENDITURES</b>          |              |                                       |              | <b>CURRENT FINANCES DECEMBER 31, 1969</b>  |                   |
| Pensions & F.I.C.A.                    | 263,090.00   |                                       |              | <b>ASSETS</b>                              |                   |
| Employee Fringe Benefits               | 57,000.00    |                                       |              | Cash Dec. 31, 1969                         | 362,759.53        |
| Other Statutory Expenditures           |              |                                       |              | Taxes Receivable                           | 106,276.82        |
| <b>MUNICIPAL FUNCTIONS</b>             |              |                                       |              | Tax Title Liens                            | 3,028.79          |
| <b>CAPITAL IMPROVEMENTS</b>            |              |                                       |              | Foreclosed Property                        | 3,240.00          |
| <b>DEBT SERVICE</b>                    |              |                                       |              | Emergencies & Other Deferred Charges       | 15,550.00         |
| Principal Payments                     | 89,000.00    |                                       |              | State Aid Receivable                       | 57,904.38         |
| Interest Payments                      | 19,426.00    |                                       |              | Other Receivables                          | 3,607.59          |
| <b>DEFERRED CHARGES</b>                |              |                                       |              | Total                                      | 552,367.11        |
| SCHOOL, COUNTY, SPECIAL DISTRICT TAXES | 233.00       |                                       |              | <b>LIABILITIES</b>                         |                   |
| <b>RESERVE FOR UNCOLLECTED TAXES</b>   |              |                                       |              | Cash Liabilities                           | 182,676.55        |
|  | 3,755,933.64 |                                       |              | Reserves for Receivables                   | 116,153.20        |
|  | 183,520.58   |                                       |              | Surplus Dec. 31, 1969                      | 253,537.36        |
| <b>EXPENDITURES</b>                    | <b>TOTAL</b> |                                       |              | Total                                      | 552,367.11        |
|  | 7,118,435.66 |                                       |              |  |                   |

0419  
Population 1960 474  
Population 1969 750  
  
Moody Rating  
Land Area .22 Sq. Miles

HI-NELLA BORO  
Net Valuation Taxable 1,790,403  
State Equalized Value 4,467,073  
Net Valuation on Which County Taxes are apportioned: 3,999,781  
State Equalization Ratio .4008

- CAMDEN COUNTY  
General Tax Rate Per \$100. 7.62  
State Equalized General Tax Rate: 3.05

PER CAPITA:  
Gross Debt 64.00  
Net Debt 64.00  
Debt Service 6.62  
Total Tax Levy 208.09  
Municipal Expenditures 98.99

PER CENT:  
Gross Debt 1.36  
Net Debt 1.36  
Tax Levy Collected 97.89  
Tax Levy Cancelled, Abated or Adjusted

| 1969 EXPENDITURES                      |            | 1969 REVENUES                              |                    | 1969 PROPERTY TAX                          |                 |
|--|------------|--|--------------------|--|-----------------|
| <b>GENERAL GOVERNMENT</b>              |            | 1969 — Property Taxes Collected            |                    | <b>STATE EQUALIZED TAX RATE</b>            |                 |
| Governing Body & Public Boards         |            |  | 152,783.00         | Local District School Taxes                | 1.74 77,910.25  |
| Municipal Clerk                        |            | 1969 Payments in Lieu of Taxes             |                    | Regional & Consolidated School Tax         |                 |
| Financial Administration               | 4,500.00   | Delinquent Tax & Lien Collections          | 10,150.02          | School Taxes in Municipal Budget           |                 |
| Assessment of Taxes                    | 4,805.00   | Business Personalty Replacement Taxes      | 1,085.00           | County Taxes                               | .84 37,568.63   |
| Collection of Taxes                    |            | Taxes from Public Utilities                | 14,827.45          | County Library Taxes                       | .02 827.11      |
| Planning, Housing & Development        | 75.00      | Other Miscellaneous Tax Revenues           |                    | Local Municipal Purpose Taxes              | .37 16,750.54   |
| Human Resources                        |            | State Aid Revenues                         | 3,182.78           | Veteran & Senior Citizen Taxes             | .08 3,460.00    |
| Elections                              | 430.00     | Federal Aid Revenues                       |                    | Total Taxes for Rate Computation           | 3.05 136,516.53 |
| General Administration (other)         | 3,050.00   | Sale of Acquired Property                  |                    | Special District Taxes                     |                 |
| <b>JUDICIARY</b>                       |            | Other Miscellaneous Revenues               | 22,523.33          | Bank Stock Taxes                           | 249.46          |
| Municipal Courts                       | 950.00     | 1969 Revenues                              | 204,551.58         | Added and Omitted Taxes                    | 22,764.76       |
| <b>PUBLIC SAFETY</b>                   |            | Prior Years Surplus Appropriated           | 20,000.00          | Total Taxes Levied - ABSTRACT              | 156,070.75      |
| Fire Protection                        | 2,450.00   | REVENUES                                   | 224,551.58         | <b>TOTAL TAXES BILLED</b>                  | 156,070.75      |
| Police Protection                      | 10,945.00  |  |                    | 1969 TAXES COLLECTED                       | 152,783.00      |
| Civil Defense & Disaster Control       | 35.00      | 1969 REAL PROPERTY VALUATIONS              |                    | 1969 Taxes Cancelled, Abated or Adjusted   |                 |
| Environmental Inspection & Control     | 1,565.00   | Code Class # of Parcels %VAL'N             | ASSESSED VALUATION | Transfer to Tax Title Liens or Foreclosed  |                 |
| Other Public Safety                    |            | 1 Vacant Land 21 3.28                      | 57,950.00          | Balance Outstanding Dec. 31, 1969          | 3,287.75        |
| <b>PUBLIC WORKS</b>                    |            | 2 Residential 123 42.41                    | 749,225.00         | <b>PRIOR YEARS TAXES OUTSTANDING</b>       |                 |
| Streets and Drainage                   | 5,654.00   | 3 Farm                                     |                    | Balance January 1, 1969                    | 11,917.27       |
| Sewers and Sewage Processing           | 8,000.00   | 4a Commercial 4 9.36                       | 165,325.00         | Collected in 1969                          | 10,150.02       |
| Garbage and Trash Disposal             | 2,500.00   | 4b Industrial 2 2.51                       | 44,300.00          | Cancelled, Abated or Adjusted (1969)       |                 |
| Public Buildings and Grounds           | 700.00     | 4c Apartments 5 42.45                      | 750,000.00         | Transfers to Tax Title Liens or Foreclosed |                 |
| Other Public Works                     |            | Total 155 100.01                           | 1,766,800.00       | Balance December 31, 1969                  | 1,767.25        |
| <b>HEALTH and WELFARE</b>              |            | CAPITAL DEBT AUTHORIZED, DECEMBER 31, 1969 |                    | <b>TAX TITLE LIENS OUTSTANDING</b>         |                 |
| Health Services Except Environmental   | 65.00      | ISSUED AND UNISSUED                        |                    | Balance January 1, 1969                    | 646.88          |
| Welfare-Public Assistance              |            | School                                     |                    | Transfers From Taxes                       |                 |
| Hospitals, Clinics, First Aid          |            | Self-liquidating                           |                    | Redeemed in 1969                           |                 |
| Animal, Insect, & Rodent Control       | 341.00     | Other                                      | 48,000             | Cancelled, Abated or Adjusted (1969)       |                 |
| Other Welfare Services                 |            | Total                                      | 48,000             | Transfers to Foreclosed Property           |                 |
| <b>RECREATION and CONSERVATION</b>     |            |  |                    | Balance December 31, 1969                  | 646.88          |
| Beaches and Boardwalks                 |            | ISSUED AND OUTSTANDING                     |                    | <b>PROPERTY ACQUIRED BY DEED OR</b>        |                 |
| Parks, Playgrounds, Shade Trees        | 2,060.00   | School                                     |                    | <b>FORECLOSURE</b>                         |                 |
| Land Reclamation & Conservation        |            | Self-Liquidating                           |                    | Balance January 1, 1969                    | 950.00          |
| Other Recreational Services            | 219.00     | Other                                      | 48,000.00          | Transfers From Taxes or Liens              |                 |
| <b>EDUCATION (excluding schools)</b>   |            | Total                                      | 48,000.00          | Sale for Cash (1969)                       |                 |
| Libraries                              | 50.00      | EQUALIZED VALUATION BASIS                  |                    | Cancelled, Abated or Adjusted (1969)       |                 |
| Other Educational Services             |            | FOR NET DEBT COMPUTATION                   |                    | Balance December 31, 1969                  | 950.00          |
| <b>STATUTORY EXPENDITURES</b>          |            | 1969 CAPITAL OUTLAY                        | TOTAL              | <b>CURRENT FINANCES DECEMBER 31, 1969</b>  |                 |
| Pensions & F.I.C.A.                    | 1,280.00   | Beaches and Boardwalks                     |                    | <b>ASSETS</b>                              |                 |
| Employee Fringe Benefits               |            | Parks and Playgrounds                      |                    | Cash Dec. 31, 1969                         | 69,612.61       |
| Other Statutory Expenditures           |            | Public Buildings and Grounds               |                    | Taxes Receivable                           | 5,055.00        |
| <b>MUNICIPAL FUNCTIONS</b>             |            | Vehicular Equipment                        |                    | Tax Title Liens                            | 646.88          |
| <b>CAPITAL IMPROVEMENTS</b>            |            | Streets, Roads, Sidewalks, Storm Sewers    |                    | Foreclosed Property                        | 950.00          |
| <b>DEBT SERVICE</b>                    |            | Sewer System                               |                    | Emergencies & Other Deferred Charges       | 3,740.00        |
| Principal Payments                     | 3,000.00   | Water Service                              |                    | State Aid Receivable                       | 1,048.00        |
| Interest Payments                      | 1,968.00   | Other Utilities                            |                    | Other Receivables                          | 1,043.88        |
| <b>DEFERRED CHARGES</b>                |            | Hospitals and Clinics                      |                    | Total                                      | 82,096.37       |
| SCHOOL, COUNTY, SPECIAL DISTRICT TAXES | 3,305.07   | Garbage and Trash Disposal Facilities      |                    | <b>LIABILITIES</b>                         |                 |
| <b>RESERVE FOR UNCOLLECTED TAXES</b>   |            | Health Equipment                           |                    | Cash Liabilities                           | 20,922.16       |
|  | 14,292.93  | Library and Education Facilities           |                    | Reserves for Receivables                   | 7,695.76        |
| <b>EXPENDITURES</b>                    |            | Conservation and Recreation                |                    | Surplus Dec. 31, 1969                      | 53,478.45       |
| <b>TOTAL</b>                           | 190,545.99 | Other Expenditures                         |                    | Total                                      | 82,096.37       |

0905  
Population 1960 48,441  
Population 1969 46,160  
S & P Rating BBB  
Moody Rating BAA  
Land Area 1.30 Sq Miles

HOBOKEN CITY  
Net Valuation Taxable 60,471,062  
State Equalized Value 118,038,379  
Net Valuation on Which County Taxes  
are apportioned: 149,042,275  
State Equalization Ratio .5123  
General Tax Rate Per \$100. 16.24  
State Equalized  
General Tax Rate: 8.31

PER CAPITA:  
Gross Debt 309.33  
Net Debt 27.27  
Debt Service 11.03  
Total Tax Levy 212.45  
Municipal Expenditures 208.72

PER CENT:  
Gross Debt 11.11  
Net Debt .98  
Tax Levy Collected 89.34  
Tax Levy Cancelled, Abated  
or Adjusted .75

| 1969 EXPENDITURES                             |                            | 1969 REVENUES                                     |                            | 1969 PROPERTY TAX                          |                   |
|---|----------------------------|---|----------------------------|--|-------------------|
| <b>GENERAL GOVERNMENT</b>                     |                            |   |                            | <b>STATE EQUALIZED TAX RATE</b>            |                   |
| Governing Body & Public Boards                | 72,376.00                  | 1969 — Property Taxes Collected                   | 8,804,331.38               | Local District School Taxes                | 2.79 3,298,835.69 |
| Municipal Clerk                               | 47,482.00                  | 1969 Payments in Lieu of Taxes                    | 36,638.88                  | Regional & Consolidated School Tax         |                   |
| Financial Administration                      | 171,908.00                 | Delinquent Tax & Lien Collections                 | 735,888.71                 | School Taxes in Municipal Budget           | .18 212,325.75    |
| Assessment of Taxes                           | 54,612.00                  | Business Personality Replacement Taxes            | 1,423,257.00               | County Taxes                               | 1.43 1,688,994.08 |
| Collection of Taxes                           | 52,788.00                  | Taxes from Public Utilities                       | 366,181.50                 | County Library Taxes                       |                   |
| Planning, Housing & Development               | 12,900.00                  | Other Miscellaneous Tax Revenues                  |                            | Local Municipal Purpose Taxes              | 3.87 4,570,371.60 |
| Human Resources                               | 7,857.00                   | State Aid Revenues                                | 1,551,461.61               | Veteran & Senior Citizen Taxes             | .04 47,400.00     |
| Elections                                     | 31,750.00                  | Federal Aid Revenues                              | 76,691.38                  | Total Taxes for Rate Computation           | 8.31 9,817,927.12 |
| General Administration (other)                | 250,535.00                 | Sale of Acquired Property                         | 20,000.00                  | Special District Taxes                     |                   |
| <b>JUDICIARY</b>                              |                            | Other Miscellaneous Revenues                      | 606,656.04                 | Bank Stock Taxes                           | 14,581.06         |
| Municipal Courts                              | 57,806.00                  | 1969 Revenues                                     | 13,621,106.50              | Added and Omitted Taxes                    | 21,631.76         |
| <b>PUBLIC SAFETY</b>                          |                            | Prior Years Surplus Appropriated                  | 59,562.70                  | Total Taxes Levied - ABSTRACT              | 9,806,739.94      |
| Fire Protection                               | 1,497,321.00               | <b>REVENUES</b>                                   | <b>TOTAL</b> 13,680,669.20 | <b>TOTAL TAXES BILLED</b>                  | 9,854,375.15      |
| Police Protection                             | 1,417,119.00               |   |                            | <b>1969 TAXES COLLECTED</b>                | 8,804,331.38      |
| Civil Defense & Disaster Control              | 3,600.00                   | <b>1969 REAL PROPERTY VALUATIONS</b>              |                            | 1969 Taxes Cancelled, Abated or Adjusted   | 74,072.42         |
| Environmental Inspection & Control            | 7,700.00                   | Code Class # of Parcels %VAL'N                    | ASSESSED VALUATION         | Transfer to Tax Title Liens or Foreclosed  | 348,489.55        |
| Other Public Safety                           | 107,450.00                 | 1 Vacant Land 277 2.51                            | 1,492,100.00               | Balance Outstanding Dec. 31, 1969          | 627,481.80        |
| <b>PUBLIC WORKS</b>                           |                            | 2 Residential 1669 14.16                          | 8,411,000.00               | <b>PRIOR YEARS TAXES OUTSTANDING</b>       |                   |
| Streets and Drainage                          | 660,228.00                 | 3 Farm  |                            | Balance January 1, 1969                    | 950,790.82        |
| Sewers and Sewage Processing                  | 34,310.00                  | 4a Commercial 1526 35.73                          | 21,225,800.00              | Collected in 1969                          | 605,925.47        |
| Garbage and Trash Disposal                    | 373,930.00                 | 4b Industrial 216 34.52                           | 20,505,300.00              | Cancelled, Abated or Adjusted (1969)       |                   |
| Public Buildings and Grounds                  | 362,130.00                 | 4c Apartments 616 13.08                           | 7,769,000.00               | Transfers to Tax Title Liens or Foreclosed | 36,659.70         |
| Other Public Works                            |                            | Total 4304 100.00                                 | 59,403,200.00              | Balance December 31, 1969                  | 308,205.65        |
| <b>HEALTH and WELFARE</b>                     |                            | <b>CAPITAL DEBT AUTHORIZED, DECEMBER 31, 1969</b> |                            | <b>TAX TITLE LIENS OUTSTANDING</b>         |                   |
| Health Services Except Environmental          | 182,351.00                 | ISSUED AND UNISSUED                               | GROSS DEBT                 | Balance January 1, 1969                    | 1,244,603.06      |
| Welfare-Public Assistance                     | 446,518.00                 | School  | 5,157,000                  | Transfers From Taxes                       | 380,245.97        |
| Hospitals, Clinics, First Aid                 |                            | Self-Liquidating                                  | 7,880,000                  | Redeemed in 1969                           | 129,963.24        |
| Animal, Insect, & Rodent Control              | 6,698.00                   | Other   | 1,241,500                  | Cancelled, Abated or Adjusted (1969)       |                   |
| Other Welfare Services                        | 32,354.00                  | Total   | 14,278,500                 | Transfers to Foreclosed Property           |                   |
| <b>RECREATION and CONSERVATION</b>            |                            | ISSUED AND OUTSTANDING                            |                            | Balance December 31, 1969                  | 1,494,885.79      |
| Beaches and Boardwalks                        |                            | School  | 5,157,000.00               | <b>PROPERTY ACQUIRED BY DEED OR</b>        |                   |
| Parks, Playgrounds, Shade Trees               | 229,618.00                 | Self-Liquidating                                  | 7,880,000.00               | <b>FORECLOSURE</b>                         |                   |
| Land Reclamation & Conservation               |                            | Other   | 1,241,000.00               | Balance January 1, 1969                    | 1,263,000.00      |
| Other Recreational Services                   | 2,250.00                   | Total   | 14,278,000.00              | Transfers From Taxes or Liens              |                   |
| <b>EDUCATION (excluding schools)</b>          |                            | <b>EQUALIZED VALUATION BASIS</b>                  |                            | Sale for Cash (1969)                       | 20,000.00         |
| Libraries                                     | 92,892.00                  | <b>FOR NET DEBT COMPUTATION</b>                   | 128,485,820.33             | Cancelled, Abated or Adjusted (1969)       |                   |
| Other Educational Services                    | 16,850.00                  | <b>1969 CAPITAL OUTLAY</b>                        | <b>TOTAL</b> 25,020.00     | Balance December 31, 1969                  | 1,243,000.00      |
| <b>STATUTORY EXPENDITURES</b>                 |                            | Beaches and Boardwalks                            |                            | <b>CURRENT FINANCES DECEMBER 31, 1969</b>  |                   |
| Pensions & F.I.C.A.                           | 924,463.43                 | Parks and Playgrounds                             |                            | <b>ASSETS</b>                              |                   |
| Employee Fringe Benefits                      | 151,200.00                 | Public Buildings and Grounds                      |                            | Cash Dec. 31, 1969                         | 1,108,002.73      |
| Other Statutory Expenditures                  |                            | Vehicular Equipment                               |                            | Taxes Receivable                           | 935,687.45        |
| <b>MUNICIPAL FUNCTIONS</b>                    | <b>TOTAL</b> 7,308,996.43  | Streets, Roads, Sidewalks, Storm Sewers           | 20,220.00                  | Tax Title Liens                            | 1,494,885.79      |
| <b>CAPITAL IMPROVEMENTS</b>                   | 35,020.00                  | Sewer System                                      |                            | Foreclosed Property                        | 1,243,000.00      |
| <b>DEBT SERVICE</b>                           |                            | Water Service                                     |                            | Emergencies & Other Deferred Charges       | 80,751.78         |
| Principal Payments                            | 264,000.00                 | Other Utilities                                   |                            | State Aid Receivable                       | 120,852.53        |
| Interest Payments                             | 245,256.75                 | Hospitals and Clinics                             |                            | Other Receivables                          | 58,810.30         |
| <b>TYPE I SCHL DEBT *MEMO</b>                 | 442,919.75                 | Garbage and Trash Disposal Facilities             |                            | Total                                      | 5,041,990.58      |
| <b>DEFERRED CHARGES</b>                       | 565,083.57                 | Health Equipment                                  |                            | <b>LIABILITIES</b>                         |                   |
| <b>SCHOOL, COUNTY, SPECIAL DISTRICT TAXES</b> | 5,200,155.52               | Library and Education Facilities                  |                            | Cash Liabilities                           | 725,191.92        |
| <b>RESERVE FOR UNCOLLECTED TAXES</b>          | 1,216,271.48               | Conservation and Recreation                       |                            | Reserves for Receivables                   | 3,732,383.54      |
| <b>EXPENDITURES</b>                           | <b>TOTAL</b> 14,834,783.75 | Other Expenditures                                | 4,800.00                   | Surplus Dec. 31, 1969                      | 584,415.12        |
|   |                            |   |                            | Total                                      | 5,041,990.58      |

\* ABOVE DEBT SERVICE INCLUDES TYPE I SCHOOL DEBT

0228  
Population 1960 3,988  
Population 1969 4,540  
  
Moody Rating  
Land Area 1.80 Sq. Miles

HOKOKUS BORO - BERGEN COUNTY  
Net Valuation Taxable 49,436,072  
State Equalized Value 59,511,342 General Tax Rate Per \$100. 2.75  
Net Valuation on Which County Taxes are apportioned: 57,438,348 State Equalized  
State Equalization Ratio .8307 General Tax Rate: 2.28

PER CAPITA:  
Gross Debt 887.67  
Net Debt 814.76  
Debt Service 4.50  
Total Tax Levy 294.92  
Municipal Expenditures 95.50

PER CENT:  
Gross Debt 7.27  
Net Debt 6.68  
Tax Levy Collected 98.01  
Tax Levy Cancelled, Abated or Adjusted

| 1969 EXPENDITURES                      |              | 1969 REVENUES                         |              | 1969 PROPERTY TAX                          |                   |
|--|--------------|---------------------------------------|--------------|--|-------------------|
| <b>GENERAL GOVERNMENT</b>              |              | 1969 — Property Taxes Collected       |              | <b>STATE EQUALIZED TAX RATE</b>            |                   |
| Governing Body & Public Boards         |              | 1969 Payments in Lieu of Taxes        | 1,316,161.15 | Local District School Taxes                | 1.49 888,014.08   |
| Municipal Clerk                        |              | Delinquent Tax & Lien Collections     | 19,143.93    | Regional & Consolidated School Tax         |                   |
| Financial Administration               | 18,400.00    | Business Personalty Replacement Taxes | 24,550.00    | School Taxes in Municipal Budget           |                   |
| Assessment of Taxes                    | 13,100.00    | Taxes from Public Utilities           | 67,002.95    | County Taxes                               | .40 236,348.72    |
| Collection of Taxes                    | 4,800.00     | Other Miscellaneous Tax Revenues      | 18,578.46    | County Library Taxes                       |                   |
| Planning, Housing & Development        | 2,740.00     | Federal Aid Revenues                  |              | Local Municipal Purpose Taxes              | .34 204,826.49    |
| Human Resources                        |              | Sale of Acquired Property             |              | Veteran & Senior Citizen Taxes             | .04 26,396.00     |
| Elections                              |              | Other Miscellaneous Revenues          | 47,749.76    | Total Taxes for Rate Computation           | 2.27 1,355,585.29 |
| General Administration (other)         | 26,850.00    | 1969 Revenues                         | 1,493,186.25 | Special District Taxes                     |                   |
| <b>JUDICIARY</b>                       |              | Prior Years Surplus Appropriated      | 80,000.00    | Bank Stock Taxes                           | 3,112.28          |
| Municipal Courts                       | 2,495.00     | REVENUES                              | 1,573,186.25 | Added and Omitted Taxes                    | 6,645.38          |
| <b>PUBLIC SAFETY</b>                   |              |                                       |              | Total Taxes Levied - ABSTRACT              | 1,338,946.95      |
| Fire Protection                        | 16,525.00    |                                       |              | <b>TOTAL TAXES BILLED</b>                  | 1,342,853.64      |
| Police Protection                      | 129,034.00   |                                       |              | 1969 TAXES COLLECTED                       | 1,316,161.15      |
| Civil Defense & Disaster Control       | 400.00       |                                       |              | 1969 Taxes Cancelled, Abated or Adjusted   |                   |
| Environmental Inspection & Control     | 3,130.00     |                                       |              | Transfer to Tax Title Liens or Foreclosed  |                   |
| Other Public Safety                    |              |                                       |              | Balance Outstanding Dec. 31, 1969          | 26,692.49         |
| <b>PUBLIC WORKS</b>                    |              |                                       |              | <b>PRIOR YEARS TAXES OUTSTANDING</b>       |                   |
| Streets and Drainage                   | 73,626.00    |                                       |              | Balance January 1, 1969                    | 19,837.58         |
| Sewers and Sewage Processing           |              |                                       |              | Collected in 1969                          | 19,143.93         |
| Garbage and Trash Disposal             |              |                                       |              | Cancelled, Abated or Adjusted (1969)       |                   |
| Public Buildings and Grounds           | 13,862.19    |                                       |              | Transfers to Tax Title Liens or Foreclosed |                   |
| Other Public Works                     |              |                                       |              | Balance December 31, 1969                  | 693.65            |
| <b>HEALTH and WELFARE</b>              |              |                                       |              | <b>TAX TITLE LIENS OUTSTANDING</b>         |                   |
| Health Services Except Environmental   | 6,700.00     |                                       |              | Balance January 1, 1969                    | 729.59            |
| Welfare-Public Assistance              | 500.00       |                                       |              | Transfers From Taxes                       |                   |
| Hospitals, Clinics, First Aid          |              |                                       |              | Redeemed in 1969                           |                   |
| Animal, Insect, & Rodent Control       |              |                                       |              | Cancelled, Abated or Adjusted (1969)       |                   |
| Other Welfare Services                 |              |                                       |              | Transfers to Foreclosed Property:          |                   |
| <b>RECREATION and CONSERVATION</b>     |              |                                       |              | Balance December 31, 1969                  | 729.59            |
| Beaches and Boardwalks                 | 500.00       |                                       |              | <b>PROPERTY ACQUIRED BY DEED OR</b>        |                   |
| Parks, Playgrounds, Shade Trees        |              |                                       |              | <b>FORECLOSURE</b>                         |                   |
| Land Reclamation & Conservation        | 10,500.00    |                                       |              | Balance January 1, 1969                    |                   |
| Other Recreational Services            |              |                                       |              | Transfers From Taxes or Liens              |                   |
| <b>EDUCATION (excluding schools)</b>   |              |                                       |              | Sale for Cash (1969)                       |                   |
| Libraries                              | 13,925.00    |                                       |              | Cancelled, Abated or Adjusted (1969)       |                   |
| Other Educational Services             |              |                                       |              | Balance December 31, 1969                  |                   |
| <b>STATUTORY EXPENDITURES</b>          |              |                                       |              | <b>CURRENT FINANCES DECEMBER 31, 1969</b>  |                   |
| Pensions & F.I.C.A.                    | 27,587.81    |                                       |              | <b>ASSETS</b>                              |                   |
| Employee Fringe Benefits               | 4,000.00     |                                       |              | Cash Dec. 31, 1969                         | 202,623.54        |
| Other Statutory Expenditures           |              |                                       |              | Taxes Receivable                           | 27,386.14         |
| <b>MUNICIPAL FUNCTIONS</b>             |              |                                       |              | Tax Title Liens                            | 729.59            |
| <b>CAPITAL IMPROVEMENTS</b>            |              |                                       |              | Foreclosed Property                        |                   |
| <b>DEBT SERVICE</b>                    |              |                                       |              | Emergencies & Other Deferred Charges       | 17,541.70         |
| Principal Payments                     | 10,000.00    |                                       |              | State Aid Receivable                       | 14,103.00         |
| Interest Payments                      | 10,418.96    |                                       |              | Other Receivables                          | 1,715.95          |
| <b>DEFERRED CHARGES</b>                |              |                                       |              | Total                                      | 264,099.92        |
| SCHOOL, COUNTY, SPECIAL DISTRICT TAXES | 1,124,362.80 |                                       |              | <b>LIABILITIES</b>                         |                   |
| RESERVE FOR UNCOLLECTED TAXES          | 24,267.23    |                                       |              | Cash Liabilities                           | 98,735.06         |
| <b>EXPENDITURES</b>                    |              |                                       |              | Reserves for Receivables                   | 29,831.68         |
| <b>TOTAL</b>                           | 1,557,935.46 |                                       |              | Surplus Dec. 31, 1969                      | 135,533.18        |
|  |              |                                       |              | Total                                      | 264,099.92        |



1015  
Population 1960 2,495  
Population 1969 3,540  
Moody Rating  
Land Area 22.70 Sq. Miles

HOLLAND TWP  
Net Valuation Taxable 27,403,672  
State Equalized Value 32,937,105  
Net Valuation on Which County Taxes are apportioned: 34,272,586  
State Equalization Ratio .8320  
General Tax Rate Per \$100. 1.73  
State Equalized General Tax Rate: 1.43

PER CAPITA:  
Gross Debt 350.49  
Net Debt 241.53  
Debt Service  
Total Tax Levy 127.34  
Municipal Expenditures 228.61

PER CENT:  
Gross Debt 3.81  
Net Debt 2.62  
Tax Levy Collected 92.28  
Tax Levy Cancelled, Abated or Adjusted .13

| 1969 EXPENDITURES                                |  | 1969 REVENUES                                   |  | 1969 PROPERTY TAX                               |            |
|--|--|---|--|---|------------|
| <b>GENERAL GOVERNMENT</b>                        |  | 1969 — Property Taxes Collected 418,029.58      |  | <b>STATE EQUALIZED TAX RATE</b>                 |            |
| Governing Body & Public Boards                   |  | 1969 Payments in Lieu of Taxes                  |  | Local District School Taxes .05                 | 17,147.00  |
| Municipal Clerk                                  |  | Delinquent Tax & Lien Collections 44,193.74     |  | Regional & Consolidated School Tax .80          | 263,826.56 |
| Financial Administration 2,600.00                |  | Business Personalty Replacement Taxes 35,828.00 |  | School Taxes in Municipal Budget                |            |
| Assessment of Taxes 3,500.00                     |  | Taxes from Public Utilities 647,701.90          |  | County Taxes .49                                | 161,688.50 |
| Collection of Taxes 2,656.11                     |  | Other Miscellaneous Tax Revenues                |  | County Library Taxes .02                        | 5,818.78   |
| Planning, Housing & Development 5,524.37         |  | State Aid Revenues 22,186.30                    |  | Local Municipal Purpose Taxes                   |            |
| Human Resources                                  |  | Federal Aid Revenues                            |  | Veteran & Senior Citizen Taxes .07              | 24,350.00  |
| Elections 1,400.00                               |  | Sale of Acquired Property                       |  | Total Taxes for Rate Computation 1.43           | 472,830.84 |
| General Administration (other) 15,700.00         |  | Other Miscellaneous Revenues                    |  | Special District Taxes                          |            |
| <b>JUDICIARY</b>                                 |  | 1969 Revenues Total 43,777.43                   |  | Bank Stock Taxes                                | 368.43     |
| Municipal Courts 1,700.00                        |  | 1969 Revenues Total 1,211,716.95                |  | Added and Omitted Taxes                         | 1,920.49   |
| <b>PUBLIC SAFETY</b>                             |  | Prior Years Surplus Appropriated 467,000.00     |  | Total Taxes Levied - ABSTRACT                   | 450,769.76 |
| Fire Protection 4,950.00                         |  | <b>REVENUES TOTAL 1,678,716.95</b>              |  | <b>TOTAL TAXES BILLED</b>                       | 452,991.26 |
| Police Protection 25,700.00                      |  |   |  | 1969 TAXES COLLECTED                            | 418,029.58 |
| Civil Defense & Disaster Control 1,000.00        |  |   |  | 1969 Taxes Cancelled, Abated or Adjusted        | 610.00     |
| Environmental Inspection & Control 1,750.00      |  |   |  | Transfer to Tax Title Liens or Foreclosed       | 942.86     |
| Other Public Safety                              |  |   |  | Balance Outstanding Dec. 31, 1969               | 33,408.82  |
| <b>PUBLIC WORKS</b>                              |  |   |  | <b>PRIOR YEARS TAXES OUTSTANDING</b>            |            |
| Streets and Drainage 115,919.81                  |  |   |  | Balance January 1, 1969                         | 46,548.58  |
| Sewers and Sewage Processing                     |  |   |  | Collected in 1969                               | 41,791.41  |
| Garbage and Trash Disposal                       |  |   |  | Cancelled, Abated or Adjusted (1969)            | 123.52     |
| Public Buildings and Grounds                     |  |   |  | Transfers to Tax Title Liens or Foreclosed      | 3,625.65   |
| Other Public Works                               |  |   |  | Balance December 31, 1969                       | 1,008.00   |
| <b>HEALTH and WELFARE</b>                        |  |   |  | <b>TAX TITLE LIENS OUTSTANDING</b>              |            |
| Health Services Except Environmental             |  |   |  | Balance January 1, 1969                         | 579.90     |
| Welfare-Public Assistance 3,400.00               |  |   |  | Transfers From Taxes                            | 4,990.14   |
| Hospitals, Clinics, First Aid 1,450.00           |  |   |  | Redeemed in 1969                                | 2,402.33   |
| Animal, Insect, & Rodent Control 600.00          |  |   |  | Cancelled, Abated or Adjusted (1969)            |            |
| Other Welfare Services                           |  |   |  | Transfers to Foreclosed Property                |            |
| <b>RECREATION and CONSERVATION</b>               |  |   |  | Balance December 31, 1969                       | 3,167.71   |
| Beaches and Boardwalks                           |  |   |  | <b>PROPERTY ACQUIRED BY DEED OR FORECLOSURE</b> |            |
| Parks, Playgrounds, Shade Trees 2,150.00         |  |   |  | Balance January 1, 1969                         |            |
| Land Reclamation & Conservation                  |  |   |  | Transfers From Taxes or Liens                   |            |
| Other Recreational Services                      |  |   |  | Sale for Cash (1969)                            |            |
| <b>EDUCATION (excluding schools)</b>             |  |   |  | Cancelled, Abated or Adjusted (1969)            |            |
| Libraries 1,100.00                               |  |   |  | Balance December 31, 1969                       |            |
| Other Educational Services 475,500.00            |  |   |  | <b>CURRENT FINANCES DECEMBER 31, 1969</b>       |            |
| <b>STATUTORY EXPENDITURES</b>                    |  |   |  | <b>ASSETS</b>                                   |            |
| Pensions & F.I.C.A. 4,851.30                     |  |   |  | Cash Dec. 31, 1969                              | 734,074.81 |
| Employee Fringe Benefits 3,567.00                |  |   |  | Taxes Receivable                                | 34,416.82  |
| Other Statutory Expenditures                     |  |   |  | Tax Title Liens                                 | 3,167.71   |
| <b>MUNICIPAL FUNCTIONS</b>                       |  |   |  | Foreclosed Property                             |            |
| <b>CAPITAL IMPROVEMENTS</b>                      |  |   |  | Emergencies & Other Deferred Charges            | 14,015.06  |
| DEBT SERVICE                                     |  |   |  | State Aid Receivable                            | 14,299.00  |
| Principal Payments                               |  |   |  | Other Receivables                               | 4,260.60   |
| Interest Payments                                |  |   |  | Total   | 804,234.00 |
| <b>DEFERRED CHARGES</b>                          |  |   |  | <b>LIABILITIES</b>                              |            |
| SCHOOL, COUNTY, SPECIAL DISTRICT TAXES 30,924.31 |  |   |  | Cash Liabilities                                | 186,509.29 |
| RESERVE FOR UNCOLLECTED TAXES 448,480.84         |  |   |  | Reserves for Receivables                        | 41,845.13  |
|  |  |   |  | Surplus Dec. 31, 1969                           | 575,879.58 |
| <b>EXPENDITURES TOTAL 1,257,773.74</b>           |  |   |  | Total   | 804,234.00 |

1318  
Population 1960 2,959  
Population 1969 5,010  
  
Moody Rating  
Land Area 17.90 Sq. Miles

HOLMDEL TWP - MONMOUTH COUNTY  
Net Valuation Taxable 91,851,526  
State Equalized Value 108,289,938  
Net Valuation on Which County Taxes  
are apportioned: 110,983,723  
State Equalization Ratio .8482  
  
General Tax Rate Per \$100. 2.98  
  
State Equalized  
General Tax Rate: 2.52

PER CAPITA:  
Gross Debt 998.91  
Net Debt 414.80  
Debt Service 22.83  
Total Tax Levy 609.30  
Municipal Expenditures 176.11

PER CENT:  
Gross Debt 5.13  
Net Debt 2.13  
Tax Levy Collected 95.99  
Tax Levy Cancelled, Abated  
or Adjusted

| 1969 EXPENDITURES                      |                     | 1969 REVENUES                                     |                     | 1969 PROPERTY TAX                          |                     |
|--|---------------------|---|---------------------|--|---------------------|
| <b>GENERAL GOVERNMENT</b>              |                     | 1969 — Property Taxes Collected 2,662,951.33      |                     | <b>STATE EQUALIZED TAX RATE 1.76</b>       |                     |
| Governing Body & Public Boards         |                     | 1969 Payments in Lieu of Taxes                    |                     | Local District School Taxes                | 1,906,347.00        |
| Municipal Clerk                        |                     | Delinquent Tax & Lien Collections                 | 87,516.54           | Regional & Consolidated School Tax         |                     |
| Financial Administration               | 18,100.00           | Business Personalty Replacement Taxes             | 234,568.00          | School Taxes in Municipal Budget           |                     |
| Assessment of Taxes                    | 36,475.00           | Taxes from Public Utilities                       | 195,813.26          | County Taxes                               | .61 665,443.25      |
| Collection of Taxes                    | 15,549.00           | Other Miscellaneous Tax Revenues                  |                     | County Library Taxes                       | .02 24,891.16       |
| Planning, Housing & Development        | 27,550.00           | State Aid Revenues                                | 15,482.53           | Local Municipal Purpose Taxes              | .11 121,145.05      |
| Human Resources                        |                     | Federal Aid Revenues                              |                     | Veteran & Senior Citizen Taxes             | .03 28,120.00       |
| Elections                              |                     | Sale of Acquired Property                         |                     | Total Taxes for Rate Computation 2.53      | 2,745,946.46        |
| General Administration (other)         | 67,599.00           | Other Miscellaneous Revenues                      | 172,473.99          | Special District Taxes                     |                     |
| <b>JUDICIARY</b>                       |                     | 1969 Revenues Total                               | 3,368,805.65        | Bank Stock Taxes                           | 1,309.95            |
| Municipal Courts                       | 13,994.00           | Prior Years Surplus Appropriated                  | 195,000.00          | Added and Omitted Taxes                    | 55,081.87           |
| <b>PUBLIC SAFETY</b>                   |                     | <b>REVENUES TOTAL</b>                             | <b>3,563,805.65</b> | Total Taxes Levied - ABSTRACT              | 2,802,338.28        |
| Fire Protection                        | 70,150.00           |   |                     | <b>TOTAL TAXES BILLED</b>                  | <b>2,774,218.28</b> |
| Police Protection                      | 78,337.00           |   |                     | 1969 TAXES COLLECTED                       | 2,662,951.33        |
| Civil Defense & Disaster Control       |                     |   |                     | 1969 Taxes Cancelled, Abated or Adjusted   |                     |
| Environmental Inspection & Control     | 10,190.00           | <b>1969 REAL PROPERTY VALUATIONS</b>              |                     | Transfer to Tax Title Liens or Foreclosed  |                     |
| Other Public Safety                    |                     | Code Class # of Parcels %VAL'N ASSESSED VALUATION |                     | Balance Outstanding Dec. 31, 1969          | 111,266.95          |
| <b>PUBLIC WORKS</b>                    |                     | 1 Vacant Land 350 5.48 4,872,670.00               |                     | <b>PRIOR YEARS TAXES OUTSTANDING</b>       |                     |
| Streets and Drainage                   | 132,641.00          | 2 Residential 1293 40.78 36,230,275.00            |                     | Balance January 1, 1969                    | 131,518.91          |
| Sewers and Sewage Processing           | 47,400.00           | 3 Farm 194 4.50 3,998,450.00                      |                     | Collected in 1969                          | 87,516.54           |
| Garbage and Trash Disposal             | 1,050.00            | 4a Commercial 47 3.39 3,012,600.00                |                     | Cancelled, Abated or Adjusted (1969)       |                     |
| Public Buildings and Grounds           | 10,880.00           | 4b Industrial 12 45.84 40,725,200.00              |                     | Transfers to Tax Title Liens or Foreclosed |                     |
| Other Public Works                     |                     | 4c Apartments                                     |                     | Balance December 31, 1969                  | 44,002.37           |
| <b>HEALTH and WELFARE</b>              |                     | Total 1896 99.99 88,839,195.00                    |                     | <b>TAX TITLE LIENS OUTSTANDING</b>         |                     |
| Health Services Except Environmental   | 9,626.00            | <b>CAPITAL DEBT AUTHORIZED, DECEMBER 31, 1969</b> |                     | Balance January 1, 1969                    | 2,656.09            |
| Welfare-Public Assistance              | 1,200.00            | ISSUED AND UNISSUED GROSS DEBT NET DEBT           |                     | Transfers From Taxes                       |                     |
| Hospitals, Clinics, First Aid          |                     | School 3,809,000 882,601                          |                     | Redeemed in 1969                           |                     |
| Animal, Insect, & Rodent Control       |                     | Self-liquidating 1,195,552 1,195,552              |                     | Cancelled, Abated or Adjusted (1969)       |                     |
| Other Welfare Services                 |                     | Other 5,004,552 2,078,153                         |                     | Transfers to Foreclosed Property           |                     |
| <b>RECREATION and CONSERVATION</b>     |                     | Total   |                     | Balance December 31, 1969                  | 2,656.09            |
| Beaches and Boardwalks                 |                     | ISSUED AND OUTSTANDING                            |                     | <b>PROPERTY ACQUIRED BY DEED OR</b>        |                     |
| Parks, Playgrounds, Shade Trees        | 9,350.00            | School 3,809,000.00                               |                     | <b>FORECLOSURE</b>                         |                     |
| Land Reclamation & Conservation        |                     | Self-Liquidating 926,000.00                       |                     | Balance January 1, 1969                    | 11,950.00           |
| Other Recreational Services            |                     | Other 4,735,000.00                                |                     | Transfers From Taxes or Liens              |                     |
| <b>EDUCATION (excluding schools)</b>   |                     | Total   |                     | Sale for Cash (1969)                       |                     |
| Libraries                              | 11,125.00           | EQUALIZED VALUATION BASIS                         |                     | Cancelled, Abated or Adjusted (1969)       |                     |
| Other Educational Services             | 100.00              | FOR NET DEBT COMPUTATION                          | 97,546,628.67       | Balance December 31, 1969                  | 11,950.00           |
| <b>STATUTORY EXPENDITURES</b>          |                     | 1969 CAPITAL OUTLAY TOTAL                         | 230,445.53          | <b>CURRENT FINANCES DECEMBER 31, 1969</b>  |                     |
| Pensions & F.I.C.A.                    | 23,478.05           | Beaches and Boardwalks                            |                     | <b>ASSETS</b>                              |                     |
| Employee Fringe Benefits               | 9,600.00            | Parks and Playgrounds                             | 22,618.53           | Cash Dec. 31, 1969                         | 1,103,441.04        |
| Other Statutory Expenditures           |                     | Public Buildings and Grounds                      | 14,750.00           | Taxes Receivable                           | 155,269.32          |
| <b>MUNICIPAL FUNCTIONS</b>             |                     | Vehicular Equipment                               | 175,670.96          | Tax Title Liens                            | 2,656.09            |
| <b>CAPITAL IMPROVEMENTS</b>            |                     | Streets, Roads, Sidewalks, Storm Sewers           | 17,406.04           | Foreclosed Property                        | 11,950.00           |
| <b>DEBT SERVICE</b>                    |                     | Sewer System                                      |                     | Emergencies & Other Deferred Charges       | 38,000.00           |
| Principal Payments                     | 75,000.00           | Water Service                                     |                     | State Aid Receivable                       | 55,022.23           |
| Interest Payments                      | 39,354.00           | Other Utilities                                   |                     | Other Receivables                          | 61,183.39           |
|  |                     | Hospitals and Clinics                             |                     | Total                                      | 1,427,522.07        |
| <b>DEFERRED CHARGES</b>                |                     | Garbage and Trash Disposal Facilities             |                     | <b>LIABILITIES</b>                         |                     |
| SCHOOL, COUNTY, SPECIAL DISTRICT TAXES | 25,837.95           | Health Equipment                                  |                     | Cash Liabilities                           | 932,031.93          |
| RESERVE FOR UNCOLLECTED TAXES          | 147,720.00          | Library and Education Facilities                  |                     | Reserves for Receivables                   | 231,058.80          |
|  |                     | Conservation and Recreation                       |                     | Surplus Dec. 31, 1969                      | 264,431.34          |
| <b>EXPENDITURES</b>                    |                     | Other Expenditures                                |                     | Total                                      | 1,427,522.07        |
| <b>TOTAL</b>                           | <b>3,757,366.88</b> |   |                     |  |                     |

| 1912            |                 | HOPATCONG BORO                                       |            | - SUSSEX COUNTY             |      | PER CAPITA:            |        | PER CENT:                              |       |
|-----------------|-----------------|--|------------|-----------------------------|------|------------------------|--------|--|-------|
| Population 1960 | 3,391           | Net Valuation Taxable                                | 83,093,021 |                             |      | Gross Debt             | 711.43 | Gross Debt                             | 5.44  |
| Population 1969 | 4,900           | State Equalized Value                                | 69,808,469 | General Tax Rate Per \$100. | 3.58 | Net Debt               | 188.51 | Net Debt                               | 1.44  |
|                 |                 | Net Valuation on Which County Taxes are apportioned: | 65,799,471 | State Equalized             |      | Debt Service           | 5.26   | Tax Levy Collected                     | 88.84 |
| Moody Rating    |                 | State Equalization Ratio                             | 1.1903     | General Tax Rate:           | 4.26 | Total Tax Levy         | 603.78 | Tax Levy Cancelled, Abated or Adjusted | .43   |
| Land Area       | 10.80 Sq. Miles |  |            |                             |      | Municipal Expenditures | 208.33 |  |       |

| 1969 EXPENDITURES                      |              | 1969 REVENUES                                     |  | 1969 PROPERTY TAX                          |              |
|--|--------------|---|--|--|--------------|
| GENERAL GOVERNMENT                     |              | 1969 — Property Taxes Collected                   |  | STATE EQUALIZED TAX RATE                   |              |
| Governing Body & Public Boards         |              | 1969 Payments in Lieu of Taxes                    |  | Local District School Taxes                | 2.81         |
| Municipal Clerk                        |              | Delinquent Tax & Lien Collections                 |  | Regional & Consolidated School Tax         |              |
| Financial Administration               | 32,500.00    | Business Personalty Replacement Taxes             |  | School Taxes in Municipal Budget           | .04          |
| Assessment of Taxes                    | 42,985.00    | Taxes from Public Utilities                       |  | County Taxes                               | .66          |
| Collection of Taxes                    | 21,610.00    | Other Miscellaneous Tax Revenues                  |  | County Library Taxes                       | .03          |
| Planning, Housing & Development        | 5,850.00     | State Aid Revenues                                |  | Local Municipal Purpose Taxes              | .66          |
| Human Resources                        |              | Federal Aid Revenues                              |  | Veteran & Senior Citizen Taxes             | .06          |
| Elections                              | 4,190.00     | Sale of Acquired Property                         |  | Total Taxes for Rate Computation           | 4.26         |
| General Administration (other)         | 40,750.00    | Other Miscellaneous Revenues                      |  | Special District Taxes                     |              |
| JUDICIARY                              |              | 1969 Revenues                                     |  | Bank Stock Taxes                           | 626.21       |
| Municipal Courts                       | 3,700.00     | Prior Years Surplus Appropriated                  |  | Added and Omitted Taxes                    | 30,590.04    |
| PUBLIC SAFETY                          |              | REVENUES  |  | Total Taxes Levied - ABSTRACT              | 2,958,533.34 |
| Fire Protection                        | 12,200.00    | 1969 REAL PROPERTY VALUATIONS                     |  | TOTAL TAXES BILLED                         | 2,958,533.34 |
| Police Protection                      | 103,771.00   | Code Class # of Parcels %VAL'N ASSESSED VALUATION |  | 1969 TAXES COLLECTED                       | 2,628,397.21 |
| Civil Defense & Disaster Control       |              | 1 Vacant Land 5184 12.24 10,099,010.00            |  | 1969 Taxes Cancelled, Abated or Adjusted   | 12,671.72    |
| Environmental Inspection & Control     | 15,140.00    | 2 Residential 4547 83.56 68,934,250.00            |  | Transfer to Tax Title Liens or Foreclosed  |              |
| Other Public Safety                    |              | 3 Farm 1 .25 206,000.00                           |  | Balance Outstanding Dec. 31, 1969          | 317,464.41   |
| PUBLIC WORKS                           |              | 4a Commercial 68 3.75 3,092,100.00                |  | PRIOR YEARS TAXES OUTSTANDING              |              |
| Streets and Drainage                   | 143,100.00   | 4b Industrial 3 .20 161,900.00                    |  | Balance January 1, 1969                    | 153,426.76   |
| Sewers and Sewage Processing           |              | 4c Apartments 9803 100.00 82,493,260.00           |  | Collected in 1969                          | 153,381.76   |
| Garbage and Trash Disposal             | 65,000.00    | CAPITAL DEBT AUTHORIZED, DECEMBER 31, 1969        |  | Cancelled, Abated or Adjusted (1969)       |              |
| Public Buildings and Grounds           | 13,025.00    | ISSUED AND UNISSUED                               |  | Transfers to Tax Title Liens or Foreclosed |              |
| Other Public Works                     |              | School  |  | Balance December 31, 1969                  | 45.00        |
| HEALTH and WELFARE                     |              | GROSS DEBT  |  | TAX TITLE LIENS OUTSTANDING                |              |
| Health Services Except Environmental   | 12,775.00    | NET DEBT  |  | Balance January 1, 1969                    | 118,093.46   |
| Welfare-Public Assistance              | 1,775.00     | Self-Liquidating                                  |  | Transfers From Taxes                       |              |
| Hospitals, Clinics, First Aid          | 1,000.00     | Other   |  | Redeemed in 1969                           | 7,589.73     |
| Animal, Insect, & Rodent Control       | 7,450.00     | Total   |  | Cancelled, Abated or Adjusted (1969)       |              |
| Other Welfare Services                 |              | Total   |  | Transfers to Foreclosed Property           |              |
| RECREATION and CONSERVATION            |              | ISSUED AND OUTSTANDING                            |  | Balance December 31, 1969                  | 110,503.73   |
| Beaches and Boardwalks                 |              | School  |  | PROPERTY ACQUIRED BY DEED OR               |              |
| Parks, Playgrounds, Shade Trees        | 5,800.00     | Self-Liquidating                                  |  | FORECLOSURE                                |              |
| Land Reclamation & Conservation        |              | Other   |  | Balance January 1, 1969                    | 14,135.10    |
| Other Recreational Services            | 400.00       | Total   |  | Transfers From Taxes or Liens              |              |
| EDUCATION (excluding schools)          |              | EQUALIZED VALUATION BASIS                         |  | Sale for Cash (1969)                       |              |
| Libraries                              | 1,000.00     | FOR NET DEBT COMPUTATION                          |  | Cancelled, Abated or Adjusted (1969)       |              |
| Other Educational Services             |              | 1969 CAPITAL OUTLAY                               |  | Balance December 31, 1969                  | 14,135.10    |
| STATUTORY EXPENDITURES                 |              | TOTAL   |  | CURRENT FINANCES DECEMBER 31, 1969         |              |
| Pensions & F.I.C.A.                    | 30,311.00    | Beaches and Boardwalks                            |  | ASSETS                                     |              |
| Employee Fringe Benefits               | 6,400.00     | Parks and Playgrounds                             |  | Cash Dec. 31, 1969                         | 832,525.01   |
| Other Statutory Expenditures           |              | Public Buildings and Grounds                      |  | Taxes Receivable                           | 317,509.41   |
| MUNICIPAL FUNCTIONS                    |              | Vehicular Equipment                               |  | Tax Title Liens                            | 110,503.73   |
| CAPITAL IMPROVEMENTS                   |              | Streets, Roads, Sidewalks, Storm Sewers           |  | Foreclosed Property                        | 14,135.10    |
| DEBT SERVICE                           |              | Sewer System                                      |  | Emergencies & Other Deferred Charges       | 18,635.00    |
| Principal Payments                     | 25,000.00    | Water Service                                     |  | State Aid Receivable                       | 59,251.00    |
| Interest Payments                      | 750.00       | Other Utilities                                   |  | Other Receivables                          |              |
| TYPE I SCHL DEBT *MEMO                 | 25,750.00    | Hospitals and Clinics                             |  | Total                                      | 1,352,559.25 |
| DEFERRED CHARGES                       | 9,318.00     | Garbage and Trash Disposal Facilities             |  | LIABILITIES                                |              |
| SCHOOL, COUNTY, SPECIAL DISTRICT TAXES | 2,468,733.01 | Health Equipment                                  |  | Cash Liabilities                           | 237,571.84   |
| RESERVE FOR UNCOLLECTED TAXES          | 342,024.48   | Library and Education Facilities                  |  | Reserves for Receivables                   | 442,148.24   |
|  |              | Conservation and Recreation                       |  | Surplus Dec. 31, 1969                      | 672,839.17   |
| EXPENDITURES                           |              | Other Expenditures                                |  | Total                                      | 1,352,559.25 |
| TOTAL                                  | 3,489,557.49 |   |  |  |              |

\* ABOVE DEBT SERVICE INCLUDES TYPE I SCHOOL DEBT

2111  
Population 1960 833  
Population 1969 1,010  
Moody Rating  
Land Area 18.80 Sq. Miles

HOPE TWP  
Net Valuation Taxable  
State Equalized Value  
Net Valuation on Which County Taxes  
are apportioned:  
State Equalization Ratio

- WARREN COUNTY  
7,790,804  
13,177,949  
13,439,636  
.5912

General Tax Rate Per \$100. 4.36  
State Equalized  
General Tax Rate: 2.57

PER CAPITA:  
Gross Debt 272.28  
Net Debt  
Debt Service  
Total Tax Levy 329.85  
Municipal Expenditures 117.49

PER CENT:  
Gross Debt 2.19  
Net Debt  
Tax Levy Collected 86.92  
Tax Levy Cancelled, Abated  
or Adjusted 2.11

| 1969 EXPENDITURES                      |            | 1969 REVENUES                              |             | 1969 PROPERTY TAX                         |  |
|--|------------|--|-------------|---|--|
| GENERAL GOVERNMENT                     |            | 1969 — Property Taxes Collected            |             | STATE EQUALIZED TAX RATE                  |  |
| Governing Body & Public Boards         |            |  | 290,239.81  | Local District School Taxes               | 1.63                                       |
| Municipal Clerk                        |            | 1969 Payments in Lieu of Taxes             |             | Regional & Consolidated School Tax        |  |
| Financial Administration               | 3,665.00   | Delinquent Tax & Lien Collections          | 32,519.54   | School Taxes in Municipal Budget          |  |
| Assessment of Taxes                    | 28,520.00  | Business Personalty Replacement Taxes      | 8,575.00    | County Taxes                              | .71  |
| Collection of Taxes                    | 1,320.00   | Taxes from Public Utilities                | 20,464.35   | County Library Taxes                      | .02  |
| Planning, Housing & Development        | 160.00     | Other Miscellaneous Tax Revenues           |             | Local Municipal Purpose Taxes             | .16  |
| Human Resources                        |            | State Aid Revenues                         | 9,976.71    | Veteran & Senior Citizen Taxes            | .05  |
| Elections                              |            | Federal Aid Revenues                       |             | Total Taxes for Rate Computation          | 2.57                                       |
| General Administration (other)         | 4,740.00   | Sale of Acquired Property                  |             | Special District Taxes                    |  |
| JUDICIARY                              |            | Other Miscellaneous Revenues               | 4,298.67    | Bank Stock Taxes                          |  |
| Municipal Courts                       |            | 1969 Revenues                              | 366,074.08  | Added and Omitted Taxes                   |  |
| PUBLIC SAFETY                          |            | Prior Years Surplus Appropriated           |             | Total Taxes Levied - ABSTRACT             | 333,148.14                                 |
| Fire Protection                        | 1,500.00   | REVENUES                                   | TOTAL       | TOTAL TAXES BILLED                        | 333,902.57                                 |
| Police Protection                      | 255.00     |  | 366,074.08  | 1969 TAXES COLLECTED                      | 290,239.81                                 |
| Civil Defense & Disaster Control       | 200.00     | 1969 REAL PROPERTY VALUATIONS              |             | 1969 Taxes Cancelled, Abated or Adjusted  | 7,037.84                                   |
| Environmental Inspection & Control     | 200.00     | Code                                       | Class       | Transfer to Tax Title Liens or Foreclosed |  |
| Other Public Safety                    |            |  | %VAL'N      | Balance Outstanding Dec. 31, 1969         | 36,624.92                                  |
| PUBLIC WORKS                           |            | 1  | Vacant Land |   |  |
| Streets and Drainage                   | 27,925.00  | 2  | Residential | 400,830.00                                | PRIOR YEARS TAXES OUTSTANDING              |
| Sewers and Sewage Processing           |            | 3  | Farm        | 3,818,110.00                              | Balance January 1, 1969                    |
| Garbage and Trash Disposal             |            | 4a   | Commercial  | 2,654,190.00                              | Collected in 1969                          |
| Public Buildings and Grounds           |            | 4b   | Industrial  | 511,610.00                                | Cancelled, Abated or Adjusted (1969)       |
| Other Public Works                     |            | 4c   | Apartments  | 48,500.00                                 | Transfers to Tax Title Liens or Foreclosed |
| HEALTH and WELFARE                     |            | Total                                      | 596         | 41,000.00                                 | Balance December 31, 1969                  |
| Health Services Except Environmental   |            | CAPITAL DEBT AUTHORIZED, DECEMBER 31, 1969 |             | TAX TITLE LIENS OUTSTANDING               | 460.16                                     |
| Welfare-Public Assistance              |            | ISSUED AND UNISSUED                        |             | Balance January 1, 1969                   |  |
| Hospitals, Clinics, First Aid          |            | School                                     | 275,000     | Transfers From Taxes                      |  |
| Animal, Insect, & Rodent Control       |            | Self-liquidating                           |             | Redeemed in 1969                          |  |
| Other Welfare Services                 |            | Other                                      |             | Cancelled, Abated or Adjusted (1969)      |  |
| RECREATION and CONSERVATION            |            | Total                                      | 275,000     | Transfers to Foreclosed Property:         |  |
| Beaches and Boardwalks                 | 15.00      | ISSUED AND OUTSTANDING                     |             | Balance December 31, 1969                 |  |
| Parks, Playgrounds, Shade Trees        |            | School                                     |             | PROPERTY ACQUIRED BY DEED OR              |  |
| Land Reclamation & Conservation        | 1,000.00   | Self-Liquidating                           |             | FORECLOSURE                               |  |
| Other Recreational Services            |            | Other                                      |             | Balance January 1, 1969                   |  |
| EDUCATION (excluding schools)          |            | Total                                      |             | Transfers From Taxes or Liens             |  |
| Libraries                              |            | EQUALIZED VALUATION BASIS                  |             | Sale for Cash (1969)                      |  |
| Other Educational Services             |            | FOR NET DEBT COMPUTATION                   |             | Cancelled, Abated or Adjusted (1969)      |  |
| STATUTORY EXPENDITURES                 |            | 12,533,003.67                              |             | Balance December 31, 1969                 |  |
| Pensions & F.I.C.A.                    | 1,200.00   | 1969 CAPITAL OUTLAY                        |             | CURRENT FINANCES DECEMBER 31, 1969        |  |
| Employee Fringe Benefits               |            | Beaches and Boardwalks                     |             | ASSETS                                    |  |
| Other Statutory Expenditures           |            | Parks and Playgrounds                      |             | Cash Dec. 31, 1969                        | 188,197.73                                 |
| MUNICIPAL FUNCTIONS                    |            | Public Buildings and Grounds               |             | Taxes Receivable                          | 37,085.08                                  |
| CAPITAL IMPROVEMENTS                   | 70,700.00  | Vehicular Equipment                        |             | Tax Title Liens                           |  |
| DEBT SERVICE                           |            | Streets, Roads, Sidewalks, Storm Sewers    |             | Foreclosed Property                       |  |
| Principal Payments                     |            | Sewer System                               |             | Emergencies & Other Deferred Charges      | 27,500.00                                  |
| Interest Payments                      |            | Water Service                              |             | State Aid Receivable                      | 32,114.00                                  |
| DEFERRED CHARGES                       | 1,584.69   | Other Utilities                            |             | Other Receivables                         |  |
| SCHOOL, COUNTY, SPECIAL DISTRICT TAXES | 310,422.14 | Hospitals and Clinics                      |             | Total                                     | 284,896.81                                 |
| RESERVE FOR UNCOLLECTED TAXES          | 46,383.02  | Garbage and Trash Disposal Facilities      |             | LIABILITIES                               |  |
| EXPENDITURES                           |            | Health Equipment                           |             | Cash Liabilities                          | 179,672.78                                 |
| TOTAL                                  | 429,089.85 | Library and Education Facilities           |             | Reserves for Receivables                  | 37,085.08                                  |
|  |            | Conservation and Recreation                |             | Surplus Dec. 31, 1969                     | 68,138.95                                  |
|  |            | Other Expenditures                         |             | Total                                     | 284,896.81                                 |

|                 |               |                                     |            |                             |      |                        |        |                            |       |
|-----------------|---------------|-------------------------------------|------------|-----------------------------|------|------------------------|--------|----------------------------|-------|
| 1105            |               | HOPEWELL BORO                       | - MERCER   | COUNTY                      |      | PER CAPITA:            |        | PER CENT:                  |       |
| Population 1960 | 1,928         | Net Valuation Taxable               | 5,393,261  |                             |      | Gross Debt             | 168.62 | Gross Debt                 | 2.94  |
| Population 1969 | 2,250         | State Equalized Value               | 14,627,775 | General Tax Rate Per \$100. | 9.57 | Net Debt               | 6.22   | Net Debt                   | .11   |
|                 |               | Net Valuation on Which County Taxes |            |                             |      | Debt Service           |        | Tax Levy Collected         | 96.61 |
| Moody Rating    |               | are apportioned:                    | 14,055,440 | State Equalized             |      | Total Tax Levy         | 225.61 | Tax Levy Cancelled, Abated |       |
| Land Area       | .75 Sq. Miles | State Equalization Ratio            | .3687      | General Tax Rate:           | 3.52 | Municipal Expenditures | 72.52  | or Adjusted                |       |

| 1969 EXPENDITURES                      |            | 1969 REVENUES                         |            | 1969 PROPERTY TAX                          |            |
|--|------------|---------------------------------------|------------|--|------------|
| GENERAL GOVERNMENT                     |            | 1969 — Property Taxes Collected       |            | STATE EQUALIZED TAX RATE                   |            |
| Governing Body & Public Boards         |            | 1969 Payments in Lieu of Taxes        | 490,078.05 | Local District School Taxes                |            |
| Municipal Clerk                        |            | Delinquent Tax & Lien Collections     | 19,641.23  | Regional & Consolidated School Tax         | 2.15       |
| Financial Administration               | 5,650.00   | Business Personalty Replacement Taxes | 21,871.00  | School Taxes in Municipal Budget           |            |
| Assessment of Taxes                    | 4,010.00   | Taxes from Public Utilities           | 22,860.10  | County Taxes                               | .81        |
| Collection of Taxes                    | 2,650.00   | Other Miscellaneous Tax Revenues      |            | County Library Taxes                       |            |
| Planning, Housing & Development        | 1,850.00   | State Aid Revenues                    | 27,307.69  | Local Municipal Purpose Taxes              | .49        |
| Human Resources                        |            | Federal Aid Revenues                  |            | Veteran & Senior Citizen Taxes             | .08        |
| Elections                              | 400.00     | Sale of Acquired Property             |            | Total Taxes for Rate Computation           | 3.53       |
| General Administration (other)         | 11,590.00  | Other Miscellaneous Revenues          | 6,546.62   | Special District Taxes                     |            |
| JUDICIARY                              |            | 1969 Revenues                         | 588,304.69 | Bank Stock Taxes                           | 2,684.06   |
| Municipal Courts                       | 1,340.00   | Prior Years Surplus Appropriated      |            | Added and Omitted Taxes                    |            |
| PUBLIC SAFETY                          |            | REVENUES                              | 588,304.69 | Total Taxes Levied - ABSTRACT              | 507,613.10 |
| Fire Protection                        | 5,000.00   |                                       |            | TOTAL TAXES BILLED                         | 507,253.78 |
| Police Protection                      | 18,100.00  |                                       |            | 1969 TAXES COLLECTED                       | 490,078.05 |
| Civil Defense & Disaster Control       | 225.00     |                                       |            | 1969 Taxes Cancelled, Abated or Adjusted   |            |
| Environmental Inspection & Control     |            |                                       |            | Transfer to Tax Title Liens or Foreclosed  |            |
| Other Public Safety                    |            |                                       |            | Balance Outstanding Dec. 31, 1969          | 17,175.73  |
| PUBLIC WORKS                           |            |                                       |            | PRIOR YEARS TAXES OUTSTANDING              |            |
| Streets and Drainage                   | 23,545.56  |                                       |            | Balance January 1, 1969                    | 26,996.04  |
| Sewers and Sewage Processing           | 3,200.00   |                                       |            | Collected in 1969                          | 19,641.23  |
| Garbage and Trash Disposal             | 20,235.00  |                                       |            | Cancelled, Abated or Adjusted (1969)       |            |
| Public Buildings and Grounds           | 3,045.00   |                                       |            | Transfers to Tax Title Liens or Foreclosed |            |
| Other Public Works                     |            |                                       |            | Balance December 31, 1969                  | 7,354.81   |
| HEALTH and WELFARE                     |            |                                       |            | TAX TITLE LIENS OUTSTANDING                |            |
| Health Services Except Environmental   | 400.00     |                                       |            | Balance January 1, 1969                    |            |
| Welfare-Public Assistance              | 535.00     |                                       |            | Transfers From Taxes                       |            |
| Hospitals, Clinics, First Aid          | 1,800.00   |                                       |            | Redeemed in 1969                           |            |
| Animal, Insect, & Rodent Control       |            |                                       |            | Cancelled, Abated or Adjusted (1969)       |            |
| Other Welfare Services                 |            |                                       |            | Transfers to Foreclosed Property           |            |
| RECREATION and CONSERVATION            |            |                                       |            | Balance December 31, 1969                  |            |
| Beaches and Boardwalks                 |            |                                       |            | PROPERTY ACQUIRED BY DEED OR               |            |
| Parks, Playgrounds, Shade Trees        | 1,410.00   |                                       |            | FORECLOSURE                                |            |
| Land Reclamation & Conservation        |            |                                       |            | Balance January 1, 1969                    |            |
| Other Recreational Services            | 1,400.00   |                                       |            | Transfers From Taxes or Liens              |            |
| EDUCATION (excluding schools)          |            |                                       |            | Sale for Cash (1969)                       |            |
| Libraries                              | 4,400.00   |                                       |            | Cancelled, Abated or Adjusted (1969)       |            |
| Other Educational Services             |            |                                       |            | Balance December 31, 1969                  |            |
| STATUTORY EXPENDITURES                 |            |                                       |            | CURRENT FINANCES DECEMBER 31, 1969         |            |
| Pensions & F.I.C.A.                    | 3,098.00   |                                       |            | ASSETS                                     |            |
| Employee Fringe Benefits               | 1,500.00   |                                       |            | Cash Dec. 31, 1969                         | 84,023.91  |
| Other Statutory Expenditures           |            |                                       |            | Taxes Receivable                           | 24,530.54  |
| MUNICIPAL FUNCTIONS                    |            |                                       |            | Tax Title Liens                            |            |
| CAPITAL IMPROVEMENTS                   |            |                                       |            | Foreclosed Property                        |            |
| DEBT SERVICE                           |            |                                       |            | Emergencies & Other Deferred Charges       |            |
| Principal Payments                     |            |                                       |            | State Aid Receivable                       | 45,739.43  |
| Interest Payments                      |            |                                       |            | Other Receivables                          | 10,927.82  |
| DEFERRED CHARGES                       | 450.00     |                                       |            | Total                                      | 165,221.70 |
| SCHOOL, COUNTY, SPECIAL DISTRICT TAXES | 433,335.10 |                                       |            | LIABILITIES                                |            |
| RESERVE FOR UNCOLLECTED TAXES          | 30,394.44  |                                       |            | Cash Liabilities                           | 34,705.35  |
| EXPENDITURES                           | 596,513.10 |                                       |            | Reserves for Receivables                   | 35,458.36  |
|  |            |                                       |            | Surplus Dec. 31, 1969                      | 95,057.99  |
|  |            |                                       |            | Total                                      | 165,221.70 |

C607  
Population 1960 3,586  
Population 1969 4,430  
Moody Rating  
Land Area 31.40 Sq. Miles

HOPEWELL TWP - CUMBERLAND COUNTY  
Net Valuation Taxable 7,387,152  
State Equalized Value 22,542,422  
Net Valuation on Which County Taxes are apportioned: 23,073,310  
State Equalization Ratio .3277  
General Tax Rate Per \$100. 9.12  
State Equalized General Tax Rate: 2.98

PER CAPITA:  
Gross Debt 121.22  
Net Debt  
Debt Service  
Total Tax Levy 151.33  
Municipal Expenditures 37.86

PER CENT:  
Gross Debt 2.63  
Net Debt  
Tax Levy Collected 87.22  
Tax Levy Cancelled, Abated or Adjusted .01

| 1969 EXPENDITURES                      |                   | 1969 REVENUES                                     |                   | 1969 PROPERTY TAX                               |                   |
|--|-------------------|---|-------------------|---|-------------------|
| <b>GENERAL GOVERNMENT</b>              |                   | 1969 — Property Taxes Collected                   |                   | STATE EQUALIZED TAX RATE                        |                   |
| Governing Body & Public Boards         |                   |   | 584,732.47        | Local District School Taxes                     | 1.82              |
| Municipal Clerk                        |                   | 1969 Payments in Lieu of Taxes                    |                   | Regional & Consolidated School Tax              |                   |
| Financial Administration               | 2,970.00          | Delinquent Tax & Lien Collections                 | 39,638.41         | School Taxes in Municipal Budget                |                   |
| Assessment of Taxes                    | 21,733.00         | Business Personalty Replacement Taxes             | 14,456.00         | County Taxes                                    | 1.09              |
| Collection of Taxes                    | 4,175.00          | Taxes from Public Utilities                       | 43,548.04         | County Library Taxes                            |                   |
| Planning, Housing & Development        | 1,440.00          | Other Miscellaneous Tax Revenues                  |                   | Local Municipal Purpose Taxes                   |                   |
| Human Resources                        |                   | State Aid Revenues                                | 34,672.46         | Veteran & Senior Citizen Taxes                  | .08               |
| Elections                              |                   | Federal Aid Revenues                              |                   | Total Taxes for Rate Computation                | 2.99              |
| General Administration (other)         | 13,930.00         | Sale of Acquired Property                         |                   | Special District Taxes                          |                   |
| <b>JUDICIARY</b>                       |                   | Other Miscellaneous Revenues                      | 7,383.92          | Bank Stock Taxes                                | 777.69            |
| Municipal Courts                       | 1,290.00          | 1969 Revenues                                     | 724,431.30        | Added and Omitted Taxes                         | 13,829.72         |
| <b>PUBLIC SAFETY</b>                   |                   | Prior Years Surplus Appropriated                  | 21,905.65         | Total Taxes Levied - ABSTRACT                   | 670,411.92        |
| Fire Protection                        | 4,412.00          | <b>REVENUES</b>                                   | <b>746,336.95</b> | <b>TOTAL TAXES BILLED</b>                       | <b>670,411.92</b> |
| Police Protection                      | 325.00            |   |                   | <b>1969 TAXES COLLECTED</b>                     | <b>584,732.47</b> |
| Civil Defense & Disaster Control       |                   |   |                   | 1969 Taxes Cancelled, Abated or Adjusted        | 72.96             |
| Environmental Inspection & Control     | 710.00            |   |                   | Transfer to Tax Title Liens or Foreclosed       | 2,400.00          |
| Other Public Safety                    |                   |   |                   | Balance Outstanding Dec. 31, 1969               | 83,206.49         |
| <b>PUBLIC WORKS</b>                    |                   | <b>1969 REAL PROPERTY VALUATIONS</b>              |                   | <b>PRIOR YEARS TAXES OUTSTANDING</b>            |                   |
| Streets and Drainage                   | 26,880.00         | Code Class # of Parcels %VAL'N ASSESSED VALUATION |                   | Balance January 1, 1969                         | 45,050.47         |
| Sewers and Sewage Processing           |                   | 1 Vacant Land 417 3.74                            | 271,150.00        | Collected in 1969                               | 36,579.81         |
| Garbage and Trash Disposal             |                   | 2 Residential 847 61.18                           | 4,435,650.00      | Cancelled, Abated or Adjusted (1969)            | 195.74            |
| Public Buildings and Grounds           | 3,600.00          | 3 Farm 418 28.36                                  | 2,055,600.00      | Transfers to Tax Title Liens or Foreclosed      | 850.00            |
| Other Public Works                     |                   | 4a Commercial 30 3.62                             | 262,600.00        | Balance December 31, 1969                       | 7,424.92          |
| <b>HEALTH and WELFARE</b>              |                   | 4b Industrial 9 3.10                              | 224,900.00        | <b>TAX TITLE LIENS OUTSTANDING</b>              |                   |
| Health Services Except Environmental   | 1,550.00          | 4c Apartments                                     |                   | Balance January 1, 1969                         | 6,050.05          |
| Welfare-Public Assistance              | 830.00            | Total   | 7,249,900.00      | Transfers From Taxes                            | 3,315.00          |
| Hospitals, Clinics, First Aid          |                   |   |                   | Redeemed in 1969                                | 3,058.60          |
| Animal, Insect, & Rodent Control       | 300.00            |   |                   | Cancelled, Abated or Adjusted (1969)            |                   |
| Other Welfare Services                 |                   |   |                   | Transfers to Foreclosed Property                |                   |
| <b>RECREATION and CONSERVATION</b>     |                   |   |                   | Balance December 31, 1969                       | 6,306.45          |
| Beaches and Boardwalks                 |                   |   |                   | <b>PROPERTY ACQUIRED BY DEED OR FORECLOSURE</b> |                   |
| Parks, Playgrounds, Shade Trees        |                   |   |                   | Balance January 1, 1969                         | 1,350.00          |
| Land Reclamation & Conservation        | 1,000.00          |   |                   | Transfers From Taxes or Liens                   |                   |
| Other Recreational Services            |                   |   |                   | Sale for Cash (1969)                            |                   |
| <b>EDUCATION (excluding schools)</b>   |                   |   |                   | Cancelled, Abated or Adjusted (1969)            |                   |
| Libraries                              |                   |   |                   | Balance December 31, 1969                       | 1,350.00          |
| Other Educational Services             |                   |   |                   | <b>CURRENT FINANCES DECEMBER 31, 1969</b>       |                   |
| <b>STATUTORY EXPENDITURES</b>          |                   |   |                   | <b>ASSETS</b>                                   |                   |
| Pensions & F.I.C.A.                    | 1,250.00          |   |                   | Cash Dec. 31, 1969                              | 196,791.15        |
| Employee Fringe Benefits               |                   |   |                   | Taxes Receivable                                | 90,631.41         |
| Other Statutory Expenditures           |                   |   |                   | Tax Title Liens                                 | 6,306.45          |
| <b>MUNICIPAL FUNCTIONS</b>             |                   |   |                   | Foreclosed Property                             | 1,350.00          |
| <b>CAPITAL IMPROVEMENTS</b>            |                   |   |                   | Emergencies & Other Deferred Charges            | 17,000.00         |
| <b>DEBT SERVICE</b>                    |                   |   |                   | State Aid Receivable                            | 11,333.88         |
| Principal Payments                     |                   |   |                   | Other Receivables                               | 152.50            |
| Interest Payments                      |                   |   |                   | Total   | 323,565.39        |
| <b>DEFERRED CHARGES</b>                |                   |   |                   | <b>LIABILITIES</b>                              |                   |
| SCHOOL, COUNTY, SPECIAL DISTRICT TAXES | 655,804.51        |   |                   | Cash Liabilities                                | 32,023.82         |
| RESERVE FOR UNCOLLECTED TAXES          | 58,110.65         |   |                   | Reserves for Receivables                        | 98,440.36         |
| <b>EXPENDITURES</b>                    |                   |   |                   | Surplus Dec. 31, 1969                           | 193,101.21        |
| <b>TOTAL</b>                           | <b>823,510.16</b> |   |                   | <b>Total</b>                                    | <b>323,565.39</b> |

1106  
Population 1960 7,818  
Population 1969 10,480  
  
Moody Rating  
Land Area 58.00 Sq. Miles

HOPEWELL TWP  
Net Valuation Taxable 33,204,943  
State Equalized Value 95,252,274  
Net Valuation on Which County Taxes  
are apportioned: 92,225,107  
State Equalization Ratio .3486  
  
- MERCER COUNTY  
General Tax Rate Per \$100. 8.33  
State Equalized  
General Tax Rate: 2.90

PER CAPITA:  
Gross Debt 244.62  
Net Debt 28.63  
Debt Service .01  
Total Tax Levy 261.70  
Municipal Expenditures 80.54  
  
PER CENT:  
Gross Debt 3.01  
Net Debt .35  
Tax Levy Collected 94.17  
Tax Levy Cancelled, Abated  
or Adjusted .15

| 1969 EXPENDITURES                             |                     | 1969 REVENUES                                     |                     | 1969 PROPERTY TAX                          |                     |
|---|---------------------|---|---------------------|--|---------------------|
| <b>GENERAL GOVERNMENT</b>                     |                     | 1969 — Property Taxes Collected 2,583,834.12      |                     | <b>STATE EQUALIZED TAX RATE</b>            |                     |
| Governing Body & Public Boards                |                     | 1969 Payments in Lieu of Taxes                    |                     | Local District School Taxes                |                     |
| Municipal Clerk                               |                     | Delinquent Tax & Lien Collections                 | 97,676.30           | Regional & Consolidated School Tax 1.82    | 1,729,143.75        |
| Financial Administration                      | 14,700.00           | Business Personalty Replacement Taxes             | 135,722.00          | School Taxes in Municipal Budget           |                     |
| Assessment of Taxes                           | 17,500.00           | Taxes from Public Utilities                       | 193,202.33          | County Taxes .82                           | 780,574.54          |
| Collection of Taxes                           | 12,350.00           | Other Miscellaneous Tax Revenues                  |                     | County Library Taxes .03                   | 27,633.91           |
| Planning, Housing & Development               | 18,500.00           | State Aid Revenues                                | 71,976.71           | Local Municipal Purpose Taxes .18          | 173,388.90          |
| Human Resources                               |                     | Federal Aid Revenues                              |                     | Veteran & Senior Citizen Taxes .06         | 54,560.00           |
| Elections                                     | 800.00              | Sale of Acquired Property                         |                     | Total Taxes for Rate Computation 2.91      | 2,765,301.10        |
| General Administration (other)                | 63,300.00           | Other Miscellaneous Revenues                      | 60,642.07           | Special District Taxes                     |                     |
| <b>JUDICIARY</b>                              |                     | 1969 Revenues Total                               | 3,143,053.53        | Bank Stock Taxes                           | 2,515.60            |
| Municipal Courts                              | 6,950.00            | Prior Years Surplus Appropriated                  | 142,000.00          | Added and Omitted Taxes                    | 29,329.21           |
| <b>PUBLIC SAFETY</b>                          |                     | <b>REVENUES TOTAL</b>                             | <b>3,285,053.53</b> | Total Taxes Levied - ABSTRACT              | 2,742,585.91        |
| Fire Protection                               | 15,300.00           | <b>1969 REAL PROPERTY VALUATIONS</b>              |                     | <b>TOTAL TAXES BILLED</b>                  | <b>2,743,700.80</b> |
| Police Protection                             | 36,050.00           | Code Class # of Parcels %VAL'N ASSESSED VALUATION |                     | 1969 TAXES COLLECTED                       | 2,583,834.12        |
| Civil Defense & Disaster Control              | 500.00              | 1 Vacant Land 1060 3.13 1,021,000.00              |                     | 1969 Taxes Cancelled, Abated or Adjusted   | 4,120.04            |
| Environmental Inspection & Control            | 11,450.00           | 2 Residential 2418 64.33 21,011,250.00            |                     | Transfer to Tax Title Liens or Foreclosed  | 2,127.14            |
| Other Public Safety                           |                     | 3 Farm 599 17.49 5,711,250.00                     |                     | Balance Outstanding Dec. 31, 1969          | 153,619.50          |
| <b>PUBLIC WORKS</b>                           |                     | 4a Commercial 60 3.34 1,092,000.00                |                     | <b>PRIOR YEARS TAXES OUTSTANDING</b>       |                     |
| Streets and Drainage                          | 176,300.00          | 4b Industrial 29 11.40 3,722,960.00               |                     | Balance January 1, 1969                    | 119,661.87          |
| Sewers and Sewage Processing                  | 20,000.00           | 4c Apartments 8 .32 104,050.00                    |                     | Collected in 1969                          | 93,301.45           |
| Garbage and Trash Disposal                    | 3,100.00            | Total 4174 100.01 32,662,510.00                   |                     | Cancelled, Abated or Adjusted (1969)       |                     |
| Public Buildings and Grounds                  | 13,000.00           | <b>CAPITAL DEBT AUTHORIZED, DECEMBER 31, 1969</b> |                     | Transfers to Tax Title Liens or Foreclosed |                     |
| Other Public Works                            |                     | <b>ISSUED AND UNISSUED</b>                        |                     | Balance December 31, 1969                  | 26,360.42           |
| <b>HEALTH and WELFARE</b>                     |                     | <b>GROSS DEBT</b>                                 |                     | <b>TAX TITLE LIENS OUTSTANDING</b>         |                     |
| Health Services Except Environmental          | 8,800.00            | <b>NET DEBT</b>                                   |                     | Balance January 1, 1969                    | 8,953.43            |
| Welfare-Public Assistance                     | 8,300.00            | School 2,263,667                                  |                     | Transfers From Taxes                       | 2,127.14            |
| Hospitals, Clinics, First Aid                 |                     | Self-liquidating 300,000                          |                     | Redeemed in 1969                           | 4,374.85            |
| Animal, Insect, & Rodent Control              |                     | Other 300,000                                     |                     | Cancelled, Abated or Adjusted (1969)       |                     |
| Other Welfare Services                        |                     | Total 2,563,667                                   |                     | Transfers to Foreclosed Property           |                     |
| <b>RECREATION and CONSERVATION</b>            |                     | <b>ISSUED AND OUTSTANDING</b>                     |                     | Balance December 31, 1969                  | 6,705.72            |
| Beaches and Boardwalks                        |                     | School 2,263,667.04                               |                     | <b>PROPERTY ACQUIRED BY DEED OR</b>        |                     |
| Parks, Playgrounds, Shade Trees               | 2,200.00            | Self-Liquidating 157,000.00                       |                     | <b>FORECLOSURE</b>                         |                     |
| Land Reclamation & Conservation               |                     | Other 2,420,667.04                                |                     | Balance January 1, 1969                    | 12,250.00           |
| Other Recreational Services                   | 9,900.00            | <b>EQUALIZED VALUATION BASIS</b>                  |                     | Transfers From Taxes or Liens              |                     |
| <b>EDUCATION (excluding schools)</b>          |                     | <b>FOR NET DEBT COMPUTATION</b>                   |                     | Sale for Cash (1969)                       |                     |
| Libraries                                     |                     | 85,173,808.67                                     |                     | Cancelled, Abated or Adjusted (1969)       |                     |
| Other Educational Services                    |                     | <b>1969 CAPITAL OUTLAY TOTAL</b>                  |                     | Balance December 31, 1969                  | 12,250.00           |
| <b>STATUTORY EXPENDITURES</b>                 |                     | 267,795.32  |                     | <b>CURRENT FINANCES DECEMBER 31, 1969</b>  |                     |
| Pensions & F.I.C.A.                           | 15,900.00           | Beaches and Boardwalks                            |                     | <b>ASSETS</b>                              |                     |
| Employee Fringe Benefits                      | 7,900.00            | Parks and Playgrounds                             |                     | Cash Dec. 31, 1969                         | 512,132.81          |
| Other Statutory Expenditures                  |                     | Public Buildings and Grounds                      |                     | Taxes Receivable                           | 179,979.92          |
| <b>MUNICIPAL FUNCTIONS TOTAL</b>              | <b>462,800.00</b>   | Vehicular Equipment 8,563.89                      |                     | Tax Title Liens                            | 6,705.72            |
| <b>CAPITAL IMPROVEMENTS</b>                   | <b>180,800.00</b>   | Streets, Roads, Sidewalks, Storm Sewers           |                     | Foreclosed Property                        | 12,250.00           |
| <b>DEBT SERVICE</b>                           |                     | Sewer System                                      |                     | Emergencies & Other Deferred Charges       |                     |
| Principal Payments                            |                     | Water Service                                     |                     | State Aid Receivable                       | 113,962.69          |
| Interest Payments                             | 100.00              | Other Utilities                                   |                     | Other Receivables                          | 44,284.23           |
| <b>DEFERRED CHARGES</b>                       | <b>7,100.00</b>     | Hospitals and Clinics                             |                     | Total                                      | 869,315.37          |
| <b>SCHOOL, COUNTY, SPECIAL DISTRICT TAXES</b> | <b>2,537,352.20</b> | Garbage and Trash Disposal Facilities             |                     | <b>LIABILITIES</b>                         |                     |
| <b>RESERVE FOR UNCOLLECTED TAXES</b>          | <b>193,272.36</b>   | Health Equipment                                  |                     | Cash Liabilities                           | 201,389.99          |
|   |                     | Library and Education Facilities                  |                     | Reserves for Receivables                   | 243,219.87          |
|   |                     | Conservation and Recreation                       |                     | Surplus Dec. 31, 1969                      | 424,705.51          |
| <b>EXPENDITURES TOTAL</b>                     | <b>3,381,424.56</b> | Other Expenditures                                |                     | Total                                      | 869,315.37          |

1319  
Population 1960 11,153  
Population 1969 17,940  
  
Moody Rating BAA  
Land Area 63.20 Sq. Miles

HOWELL TWP - MONMOUTH COUNTY  
Net Valuation Taxable 86,137,039  
State Equalized Value 117,368,904  
Net Valuation on Which County Taxes  
are apportioned: 116,455,251  
State Equalization Ratio .7339  
General Tax Rate Per \$100. 4.70  
State Equalized  
General Tax Rate: 3.44

PER CAPITA:  
Gross Debt 437.11  
Net Debt 26.56  
Debt Service  
Total Tax Levy 238.09  
Municipal Expenditures 66.03

PER CENT:  
Gross Debt 7.45  
Net Debt .45  
Tax Levy Collected 93.73  
Tax Levy Cancelled, Abated  
or Adjusted .18

| 1969 EXPENDITURES                      |            | 1969 REVENUES                                     |               | 1969 PROPERTY TAX                          |              |
|--|------------|---|---------------|--|--------------|
| GENERAL GOVERNMENT                     |            | 1969 — Property Taxes Collected                   |               | STATE EQUALIZED TAX RATE                   |              |
| Governing Body & Public Boards         |            | 1969 Payments in Lieu of Taxes                    | 3,889,971.28  | Local District School Taxes                | 1.59         |
| Municipal Clerk                        |            | Delinquent Tax & Lien Collections                 | 216,708.59    | Regional & Consolidated School Tax         | 1.16         |
| Financial Administration               | 18,825.55  | Business Personalty Replacement Taxes             | 58,922.00     | School Taxes in Municipal Budget           |              |
| Assessment of Taxes                    | 18,907.17  | Taxes from Public Utilities                       | 472,111.39    | County Taxes                               | .59          |
| Collection of Taxes                    | 18,111.83  | Other Miscellaneous Tax Revenues                  |               | County Library Taxes                       | .02          |
| Planning, Housing & Development        | 16,130.97  | State Aid Revenues                                | 59,526.69     | Local Municipal Purpose Taxes              |              |
| Human Resources                        |            | Federal Aid Revenues                              |               | Veteran & Senior Citizen Taxes             | .09          |
| Elections                              | 3,068.33   | Sale of Acquired Property                         |               | Total Taxes for Rate Computation           | 3.45         |
| General Administration (other)         | 70,789.47  | Other Miscellaneous Revenues                      | 201,298.02    | Special District Taxes                     |              |
| JUDICIARY                              |            | 1969 Revenues                                     | 4,898,537.97  | Bank Stock Taxes                           | 1,538.38     |
| Municipal Courts                       | 15,057.51  | Prior Years Surplus Appropriated                  | 422,900.00    | Added and Omitted Taxes                    | 100,291.00   |
| PUBLIC SAFETY                          |            | REVENUES  | 5,321,437.97  | Total Taxes Levied - ABSTRACT              | 4,150,240.12 |
| Fire Protection                        | 1,610.00   | 1969 REAL PROPERTY VALUATIONS                     |               | TOTAL TAXES BILLED                         | 4,150,240.12 |
| Police Protection                      | 30,990.13  | Code Class # of Parcels %VAL'N ASSESSED VALUATION |               | 1969 TAXES COLLECTED                       | 3,889,971.28 |
| Civil Defense & Disaster Control       | 1,445.90   | 1 Vacant Land 1582 4.10                           | 3,472,360.00  | 1969 Taxes Cancelled, Abated or Adjusted   | 7,383.49     |
| Environmental Inspection & Control     | 14,606.20  | 2 Residential 4493 68.34                          | 57,927,650.00 | Transfer to Tax Title Liens or Foreclosed  | 14,750.01    |
| Other Public Safety                    |            | 3 Farm 783 16.59                                  | 14,068,650.00 | Balance Outstanding Dec. 31, 1969          | 238,135.34   |
| PUBLIC WORKS                           |            | 4a Commercial 221 8.26                            | 6,997,800.00  | PRIOR YEARS TAXES OUTSTANDING              |              |
| Streets and Drainage                   | 259,758.93 | 4b Industrial 34 2.71                             | 2,295,150.00  | Balance January 1, 1969                    | 261,219.73   |
| Sewers and Sewage Processing           |            | 4c Apartments                                     |               | Collected in 1969                          | 212,671.75   |
| Garbage and Trash Disposal             | 10,552.00  | Total 7113 100.00                                 | 84,761,610.00 | Cancelled, Abated or Adjusted (1969)       | 2,758.43     |
| Public Buildings and Grounds           | 19,365.00  |   |               | Transfers to Tax Title Liens or Foreclosed | 4,183.54     |
| Other Public Works                     |            |   |               | Balance December 31, 1969                  | 41,606.01    |
| HEALTH and WELFARE                     |            | CAPITAL DEBT AUTHORIZED, DECEMBER 31, 1969        |               | TAX TITLE LIENS OUTSTANDING                |              |
| Health Services Except Environmental   | 32,102.95  | ISSUED AND UNISSUED                               |               | Balance January 1, 1969                    | 122,280.68   |
| Welfare-Public Assistance              | 12,441.70  | GROSS DEBT  |               | Transfers From Taxes                       | 19,947.62    |
| Hospitals, Clinics, First Aid          |            | NET DEBT  |               | Redeemed in 1969                           | 4,036.84     |
| Animal, Insect, & Rodent Control       |            | 94,282  |               | Cancelled, Abated or Adjusted (1969)       |              |
| Other Welfare Services                 |            | 7,841,825   |               | Transfers to Foreclosed Property           |              |
| RECREATION and CONSERVATION            |            | ISSUED AND OUTSTANDING                            |               | Balance December 31, 1969                  | 138,191.46   |
| Beaches and Boardwalks                 |            | 5,573,441.94                                      |               | PROPERTY ACQUIRED BY DEED OR               |              |
| Parks, Playgrounds, Shade Trees        | 4,319.18   | Total   |               | FORECLOSURE                                |              |
| Land Reclamation & Conservation        |            | 5,573,441.94                                      |               | Balance January 1, 1969                    |              |
| Other Recreational Services            |            | 105,228,637.67                                    |               | Transfers From Taxes or Liens              |              |
| EDUCATION (excluding schools)          |            | EQUALIZED VALUATION BASIS                         |               | Sale for Cash (1969)                       |              |
| Libraries                              |            | FOR NET DEBT COMPUTATION                          |               | Cancelled, Abated or Adjusted (1969)       |              |
| Other Educational Services             | 103,000.00 | 1969 CAPITAL OUTLAY                               |               | Balance December 31, 1969                  |              |
| STATUTORY EXPENDITURES                 |            | TOTAL   |               | CURRENT FINANCES DECEMBER 31, 1969         |              |
| Pensions & F.I.C.A.                    | 26,920.93  | 79,000.00   |               | ASSETS                                     |              |
| Employee Fringe Benefits               | 24,822.21  | Beaches and Boardwalks                            |               | Cash Dec. 31, 1969                         | 2,078,999.72 |
| Other Statutory Expenditures           |            | Parks and Playgrounds                             |               | Taxes Receivable                           | 279,741.35   |
| MUNICIPAL FUNCTIONS                    |            | Public Buildings and Grounds                      |               | Tax Title Liens                            | 138,191.46   |
| CAPITAL IMPROVEMENTS                   |            | Vehicular Equipment                               |               | Foreclosed Property                        |              |
| DEBT SERVICE                           |            | Streets, Roads, Sidewalks, Storm Sewers           |               | Emergencies & Other Deferred Charges       | 41,256.96    |
| Principal Payments                     |            | Sewer System                                      |               | State Aid Receivable                       | 69,705.00    |
| Interest Payments                      |            | Water Service                                     |               | Other Receivables                          | 118,590.57   |
| DEFERRED CHARGES                       |            | Other Utilities                                   |               | Total                                      | 2,726,485.06 |
| SCHOOL, COUNTY, SPECIAL DISTRICT TAXES |            | Hospitals and Clinics                             |               | LIABILITIES                                |              |
| RESERVE FOR UNCOLLECTED TAXES          |            | Garbage and Trash Disposal Facilities             |               | Cash Liabilities                           | 1,674,608.67 |
| EXPENDITURES                           |            | Health Equipment                                  |               | Reserves for Receivables                   | 536,523.38   |
|  |            | Library and Education Facilities                  |               | Surplus Dec. 31, 1969                      | 515,353.01   |
|  |            | Conservation and Recreation                       |               | Total                                      | 2,726,485.06 |
|  |            | Other Expenditures                                |               |  |              |



2112  
Population 1960 1,509  
Population 1969 2,000  
  
Moody Rating  
Land Area 19.10 Sq. Miles

INDEPENDENCE TWP - WARREN COUNTY  
Net Valuation Taxable 10,845,405  
State Equalized Value 15,708,871  
Net Valuation on Which County Taxes are apportioned: 16,154,485  
State Equalization Ratio .6904  
General Tax Rate Per \$100. 5.40  
State Equalized General Tax Rate: 3.72

PER CAPITA:  
Gross Debt 209.00  
Net Debt 7.47  
Debt Service 2.88  
Total Tax Levy 292.53  
Municipal Expenditures 83.25

PER CENT:  
Gross Debt 2.80  
Net Debt .10  
Tax Levy Collected 88.27  
Tax Levy Cancelled, Abated or Adjusted .85

| 1969 EXPENDITURES                             |                         | 1969 REVENUES                          |                         | 1969 PROPERTY TAX                          |                 |
|---|-------------------------|--|-------------------------|--|-----------------|
| <b>GENERAL GOVERNMENT</b>                     |                         | 1969 — Property Taxes Collected        |                         | STATE EQUALIZED TAX RATE                   |                 |
| Governing Body & Public Boards                |                         | 1969 Payments in Lieu of Taxes         | 516,538.95              | Local District School Taxes                | 2.61 409,573.75 |
| Municipal Clerk                               |                         | Delinquent Tax & Lien Collections      | 52,352.91               | Regional & Consolidated School Tax         |                 |
| Financial Administration                      | 4,660.00                | Business Personality Replacement Taxes | 14,210.00               | School Taxes in Municipal Budget           |                 |
| Assessment of Taxes                           | 2,800.00                | Taxes from Public Utilities            | 19,877.38               | County Taxes                               | .73 114,369.27  |
| Collection of Taxes                           | 2,300.00                | Other Miscellaneous Tax Revenues       | 11,752.39               | County Library Taxes                       | .02 3,277.27    |
| Planning, Housing & Development               | 1,450.00                | State Aid Revenues                     |                         | Local Municipal Purpose Taxes              | .31 48,707.19   |
| Human Resources                               |                         | Federal Aid Revenues                   |                         | Veteran & Senior Citizen Taxes             | .06 9,680.00    |
| Elections                                     |                         | Sale of Acquired Property              | 23,687.50               | Total Taxes for Rate Computation           | 3.73 585,607.48 |
| General Administration (other)                | 9,000.00                | Other Miscellaneous Revenues           | 23,687.50               | Special District Taxes                     |                 |
| <b>JUDICIARY</b>                              |                         | 1969 Revenues                          | 638,419.13              | Bank Stock Taxes                           | 179.00          |
| Municipal Courts                              | 2,390.00                | Prior Years Surplus Appropriated       | 25,000.00               | Added and Omitted Taxes                    | 8,960.27        |
| <b>PUBLIC SAFETY</b>                          |                         | <b>REVENUES</b>                        | <b>TOTAL</b> 663,419.13 | Total Taxes Levied - ABSTRACT              | 585,066.75      |
| Fire Protection                               | 3,000.00                |  |                         | <b>TOTAL TAXES BILLED</b>                  | 585,206.24      |
| Police Protection                             | 6,200.00                |  |                         | 1969 TAXES COLLECTED                       | 516,538.95      |
| Civil Defense & Disaster Control              | 300.00                  |  |                         | 1969 Taxes Cancelled, Abated or Adjusted   | 4,945.60        |
| Environmental Inspection & Control            | 750.00                  |  |                         | Transfer to Tax Title Liens or Foreclosed  | 2,475.90        |
| Other Public Safety                           |                         |  |                         | Balance Outstanding Dec. 31, 1969          | 61,245.79       |
| <b>PUBLIC WORKS</b>                           |                         |  |                         | <b>PRIOR YEARS TAXES OUTSTANDING</b>       |                 |
| Streets and Drainage                          | 28,000.00               |  |                         | Balance January 1, 1969                    | 53,432.88       |
| Sewers and Sewage Processing                  |                         |  |                         | Collected in 1969                          | 47,263.26       |
| Garbage and Trash Disposal                    | 2,900.00                |  |                         | Cancelled, Abated or Adjusted (1969)       | 2,267.71        |
| Public Buildings and Grounds                  | 1,450.00                |  |                         | Transfers to Tax Title Liens or Foreclosed | 1,180.52        |
| Other Public Works                            |                         |  |                         | Balance December 31, 1969                  | 2,721.39        |
| <b>HEALTH and WELFARE</b>                     |                         |  |                         | <b>TAX TITLE LIENS OUTSTANDING</b>         |                 |
| Health Services Except Environmental          | 800.00                  |  |                         | Balance January 1, 1969                    | 7,626.10        |
| Welfare-Public Assistance                     | 1,125.00                |  |                         | Transfers From Taxes                       | 3,817.08        |
| Hospitals, Clinics, First Aid                 |                         |  |                         | Redeemed in 1969                           | 5,089.65        |
| Animal, Insect, & Rodent Control              |                         |  |                         | Cancelled, Abated or Adjusted (1969)       | 212.76          |
| Other Welfare Services                        |                         |  |                         | Transfers to Foreclosed Property:          |                 |
| <b>RECREATION and CONSERVATION</b>            |                         |  |                         | Balance December 31, 1969                  | 6,140.77        |
| Beaches and Boardwalks                        |                         |  |                         | <b>PROPERTY ACQUIRED BY DEED OR</b>        |                 |
| Parks, Playgrounds, Shade Trees               |                         |  |                         | <b>FORECLOSURE</b>                         |                 |
| Land Reclamation & Conservation               |                         |  |                         | Balance January 1, 1969                    |                 |
| Other Recreational Services                   | 600.00                  |  |                         | Transfers From Taxes or Liens              |                 |
| <b>EDUCATION (excluding schools)</b>          |                         |  |                         | Sale for Cash (1969)                       |                 |
| Libraries                                     |                         |  |                         | Cancelled, Abated or Adjusted (1969)       |                 |
| Other Educational Services                    |                         |  |                         | Balance December 31, 1969                  |                 |
| <b>STATUTORY EXPENDITURES</b>                 |                         |  |                         | <b>CURRENT FINANCES DECEMBER 31, 1969</b>  |                 |
| Pensions & F.I.C.A.                           | 2,419.00                |  |                         | <b>ASSETS</b>                              |                 |
| Employee Fringe Benefits                      | 1,800.00                |  |                         | Cash Dec. 31, 1969                         | 320,478.43      |
| Other Statutory Expenditures                  |                         |  |                         | Taxes Receivable                           | 63,967.18       |
| <b>MUNICIPAL FUNCTIONS</b>                    | <b>TOTAL</b> 71,884.00  |  |                         | Tax Title Liens                            | 6,140.77        |
| <b>CAPITAL IMPROVEMENTS</b>                   | 3,000.00                |  |                         | Foreclosed Property                        |                 |
| <b>DEBT SERVICE</b>                           |                         |  |                         | Emergencies & Other Deferred Charges       | 11,580.00       |
| Principal Payments                            | 5,000.00                |  |                         | State Aid Receivable                       | 18,091.00       |
| Interest Payments                             | 750.00                  |  |                         | Other Receivables                          | 5,634.65        |
|   |                         |  |                         | <b>Total</b>                               | 425,892.03      |
| <b>DEFERRED CHARGES</b>                       | 3,904.24                |  |                         | <b>LIABILITIES</b>                         |                 |
| <b>SCHOOL, COUNTY, SPECIAL DISTRICT TAXES</b> | 527,220.29              |  |                         | Cash Liabilities                           | 259,043.43      |
| <b>RESERVE FOR UNCOLLECTED TAXES</b>          | 81,964.39               |  |                         | Reserves for Receivables                   | 75,742.60       |
|   |                         |  |                         | Surplus Dec. 31, 1969                      | 91,106.00       |
| <b>EXPENDITURES</b>                           | <b>TOTAL</b> 693,722.92 |  |                         | <b>Total</b>                               | 425,892.03      |

1320  
Population 1960 1,168  
Population 1969 1,250  
Moody Rating  
Land Area .30 Sq. Miles

INTERLAKEN BORO - MONMOUTH COUNTY  
Net Valuation Taxable 9,664,450  
State Equalized Value 12,092,655  
Net Valuation on Which County Taxes  
are apportioned: 11,318,302  
State Equalization Ratio .7992  
General Tax Rate Per \$100. 3.53  
State Equalized  
General Tax Rate: 2.82

PER CAPITA:  
Gross Debt 4.00  
Net Debt 4.00  
Debt Service 5.18  
Total Tax Levy 1,356.29  
Municipal Expenditures 134.23  
PER CENT:  
Gross Debt .04  
Net Debt .04  
Tax Levy Collected 97.67  
Tax Levy Cancelled, Abated  
or Adjusted .02

| 1969 EXPENDITURES                      |              | 1969 REVENUES                                     |            | 1969 PROPERTY TAX                          |                 |
|--|--------------|---|------------|--|-----------------|
| GENERAL GOVERNMENT                     |              | 1969 — Property Taxes Collected                   |            | STATE EQUALIZED TAX RATE                   |                 |
| Governing Body & Public Boards         |              |   | 324,566.24 | Local District School Taxes                | 1.06 128,176.00 |
| Municipal Clerk                        |              | 1969 Payments in Lieu of Taxes                    | 1,199.55   | Regional & Consolidated School Tax         |                 |
| Financial Administration               | 3,367.16     | Delinquent Tax & Lien Collections                 | 5,378.78   | School Taxes in Municipal Budget           |                 |
| Assessment of Taxes                    | 5,200.00     | Business Personalty Replacement Taxes             | 14.00      | County Taxes                               | .56 67,906.45   |
| Collection of Taxes                    | 3,005.00     | Taxes from Public Utilities                       | 19,495.47  | County Library Taxes                       | .02 2,539.92    |
| Planning, Housing & Development        | 50.00        | Other Miscellaneous Tax Revenues                  |            | Local Municipal Purpose Taxes              | 1.10 133,593.86 |
| Human Resources                        |              | State Aid Revenues                                | 7,367.71   | Veteran & Senior Citizen Taxes             | .07 9,030.00    |
| Elections                              | 366.52       | Federal Aid Revenues                              |            | Total Taxes for Rate Computation           | 2.81 341,246.23 |
| General Administration (other)         | 11,154.56    | Sale of Acquired Property                         |            | Special District Taxes                     |                 |
| JUDICIARY                              |              | Other Miscellaneous Revenues                      | 4,611.07   | Bank Stock Taxes                           |                 |
| Municipal Courts                       | 1,298.30     | 1969 Revenues                                     | 362,632.82 | Added and Omitted Taxes                    |                 |
| PUBLIC SAFETY                          |              | Prior Years Surplus Appropriated                  |            | Total Taxes Levied - ABSTRACT              | 341,246.23      |
| Fire Protection                        | 4,151.60     | REVENUES  | 362,632.82 | TOTAL TAXES BILLED                         | 332,302.11      |
| Police Protection                      | 35,274.99    |   |            | 1969 TAXES COLLECTED                       | 324,566.24      |
| Civil Defense & Disaster Control       |              |   |            | 1969 Taxes Cancelled, Abated or Adjusted   | 50.00           |
| Environmental Inspection & Control     | 500.00       | 1969 REAL PROPERTY VALUATIONS                     |            | Transfer to Tax Title Liens or Foreclosed  |                 |
| Other Public Safety                    |              | Code Class # of Parcels %VAL'N ASSESSED VALUATION |            | Balance Outstanding Dec. 31, 1969          | 7,685.87        |
| PUBLIC WORKS                           |              | 1 Vacant Land 20 .82 79,000.00                    |            | PRIOR YEARS TAXES OUTSTANDING              |                 |
| Streets and Drainage                   | 18,630.00    | 2 Residential 371 99.18 9,530,229.00              |            | Balance January 1, 1969                    | 5,378.78        |
| Sewers and Sewage Processing           | 14,246.40    | 3 Farm  |            | Collected in 1969                          | 5,378.78        |
| Garbage and Trash Disposal             | 22,204.63    | 4a Commercial                                     |            | Cancelled, Abated or Adjusted (1969)       |                 |
| Public Buildings and Grounds           | 4,470.00     | 4b Industrial                                     |            | Transfers to Tax Title Liens or Foreclosed |                 |
| Other Public Works                     |              | 4c Apartments                                     |            | Balance December 31, 1969                  |                 |
| HEALTH and WELFARE                     |              | Total 391 100.00 9,609,229.00                     |            | TAX TITLE LIENS OUTSTANDING                |                 |
| Health Services Except Environmental   | 450.00       | CAPITAL DEBT AUTHORIZED, DECEMBER 31, 1969        |            | Balance January 1, 1969                    |                 |
| Welfare-Public Assistance              |              | ISSUED AND UNISSUED GROSS DEBT NET DEBT           |            | Transfers From Taxes                       |                 |
| Hospitals, Clinics, First Aid          | 250.00       | School  |            | Redeemed in 1969                           |                 |
| Animal, Insect, & Rodent Control       |              | Self-liquidating                                  |            | Cancelled, Abated or Adjusted (1969)       |                 |
| Other Welfare Services                 |              | Other   |            | Transfers to Foreclosed Property           |                 |
| RECREATION and CONSERVATION            |              | Total   |            | Balance December 31, 1969                  |                 |
| Beaches and Boardwalks                 |              | ISSUED AND OUTSTANDING                            |            | PROPERTY ACQUIRED BY DEED OR               |                 |
| Parks, Playgrounds, Shade Trees        | 12,166.86    | School  |            | FORECLOSURE                                |                 |
| Land Reclamation & Conservation        |              | Self-Liquidating                                  |            | Balance January 1, 1969                    | 100.00          |
| Other Recreational Services            |              | Other   |            | Transfers From Taxes or Liens              |                 |
| EDUCATION (excluding schools)          |              | Total   |            | Sale for Cash (1969)                       |                 |
| Libraries                              | 763.00       | EQUALIZED VALUATION BASIS                         |            | Cancelled, Abated or Adjusted (1969)       |                 |
| Other Educational Services             |              | FOR NET DEBT COMPUTATION                          |            | Balance December 31, 1969                  | 100.00          |
| STATUTORY EXPENDITURES                 |              | 1969 CAPITAL OUTLAY TOTAL                         |            | CURRENT FINANCES DECEMBER 31, 1969         |                 |
| Pensions & F.I.C.A.                    | 9,235.18     | Beaches and Boardwalks                            |            | ASSETS                                     |                 |
| Employee Fringe Benefits               | 1,467.00     | Parks and Playgrounds                             |            | Cash Dec. 31, 1969                         | 43,090.37       |
| Other Statutory Expenditures           |              | Public Buildings and Grounds                      |            | Taxes Receivable                           | 7,685.87        |
| MUNICIPAL FUNCTIONS                    |              | Vehicular Equipment                               |            | Tax Title Liens                            |                 |
| CAPITAL IMPROVEMENTS                   |              | Streets, Roads, Sidewalks, Storm Sewers           |            | Foreclosed Property                        | 100.00          |
| DEBT SERVICE                           |              | Sewer System                                      |            | Emergencies & Other Deferred Charges       | 1,750.00        |
| Principal Payments                     | 6,000.00     | Water Service                                     |            | State Aid Receivable                       |                 |
| Interest Payments                      | 475.00       | Other Utilities                                   |            | Other Receivables                          | 283.64          |
| DEFERRED CHARGES                       |              | Hospitals and Clinics                             |            | Total                                      | 52,909.88       |
| SCHOOL, COUNTY, SPECIAL DISTRICT TAXES | 1,325.00     | Garbage and Trash Disposal Facilities             |            | LIABILITIES                                |                 |
| RESERVE FOR UNCOLLECTED TAXES          | 11,793.37    | Health Equipment                                  |            | Cash Liabilities                           | 15,384.07       |
|  |              | Library and Education Facilities                  |            | Reserves for Receivables                   | 8,069.51        |
|  |              | Conservation and Recreation                       |            | Surplus Dec. 31, 1969                      | 29,456.30       |
| EXPENDITURES                           |              | Other Expenditures                                |            | Total                                      | 52,909.88       |
| TOTAL                                  | 1,728,010.58 |   |            |  |                 |

0709  
Population 1960 59,379  
Population 1969 64,130  
S & P Rating AA  
Moody Rating A  
Land Area 2.80 Sq. Miles

IRVINGTON TOWN - ESSEX COUNTY  
Net Valuation Taxable 327,887,901  
State Equalized Value 322,756,079 General Tax Rate Per \$100. 4.38  
Net Valuation on Which County Taxes are apportioned: 332,323,229 State Equalized  
State Equalization Ratio 1.0159 General Tax Rate: 4.44

PER CAPITA:  
Gross Debt 132.94  
Net Debt 71.11  
Debt Service 10.39  
Total Tax Levy 220.83  
Municipal Expenditures 174.82  
PER CENT:  
Gross Debt 2.76  
Net Debt 1.47  
Tax Levy Collected 93.40  
Tax Levy Cancelled, Abated or Adjusted 4.56

| 1969 EXPENDITURES                             |                            | 1969 REVENUES                                     |                            | 1969 PROPERTY TAX                          |                           |
|---|----------------------------|---|----------------------------|--|---------------------------|
| <b>GENERAL GOVERNMENT</b>                     |                            |   |                            | <b>STATE EQUALIZED TAX RATE</b>            |                           |
| Governing Body & Public Boards                | 75,074.00                  | 1969 — Property Taxes Collected                   | 13,236,602.16              | Local District School Taxes                | 1.60 5,163,721.00         |
| Municipal Clerk                               | 35,839.00                  | 1969 Payments in Lieu of Taxes                    | 83,451.70                  | Regional & Consolidated School Tax         |                           |
| Financial Administration                      | 320,565.00                 | Delinquent Tax & Lien Collections                 | 390,880.48                 | School Taxes in Municipal Budget           | .11 361,815.00            |
| Assessment of Taxes                           | 35,900.00                  | Business Personalty Replacement Taxes             | 442,596.00                 | County Taxes                               | 1.16 3,742,928.76         |
| Collection of Taxes                           | 72,492.50                  | Taxes from Public Utilities                       | 592,234.05                 | County Library Taxes                       |                           |
| Planning, Housing & Development               | 8,950.00                   | Other Miscellaneous Tax Revenues                  |                            | Local Municipal Purpose Taxes              | 1.50 4,850,687.49         |
| Human Resources                               | 550.00                     | State Aid Revenues                                | 404,746.00                 | Veteran & Senior Citizen Taxes             | .07 232,730.00            |
| Elections                                     | 19,050.00                  | Federal Aid Revenues                              | 155,873.00                 | Total Taxes for Rate Computation           | 4.44 14,351,882.25        |
| General Administration (other)                | 91,949.00                  | Sale of Acquired Property                         |                            | Special District Taxes                     |                           |
| <b>JUDICIARY</b>                              |                            | Other Miscellaneous Revenues                      | 3,490,539.30               | Bank Stock Taxes                           | 29,432.21                 |
| Municipal Courts                              | 68,120.92                  | 1969 Revenues                                     | 18,796,922.69              | Added and Omitted Taxes                    | 13,380.90                 |
| <b>PUBLIC SAFETY</b>                          |                            | Prior Years Surplus Appropriated                  | 1,200,000.00               | Total Taxes Levied - ABSTRACT              | 14,161,965.36             |
| Fire Protection                               | 1,510,241.00               | <b>REVENUES</b>                                   | <b>TOTAL</b> 19,996,922.69 | <b>TOTAL TAXES BILLED</b>                  | 14,172,093.18             |
| Police Protection                             | 1,367,599.00               |   |                            | <b>1969 TAXES COLLECTED</b>                | 13,236,602.16             |
| Civil Defense & Disaster Control              | 17,937.00                  | <b>1969 REAL PROPERTY VALUATIONS</b>              |                            | 1969 Taxes Cancelled, Abated or Adjusted   | 646,505.78                |
| Environmental Inspection & Control            | 259,347.00                 | Code Class # of Parcels %VAL'N ASSESSED VALUATION |                            | Transfer to Tax Title Liens or Foreclosed  | 1,423.50                  |
| Other Public Safety                           | 50,283.00                  | 1 Vacant Land 194 1.15 3,628,800.00               |                            | Balance Outstanding Dec. 31, 1969          | 287,561.74                |
| <b>PUBLIC WORKS</b>                           |                            | 2 Residential 8107 58.30 183,586,400.00           |                            | <b>PRIOR YEARS TAXES OUTSTANDING</b>       |                           |
| Streets and Drainage                          | 766,409.50                 | 3 Farm  |                            | Balance January 1, 1969                    | 514,471.42                |
| Sewers and Sewage Processing                  | 175,300.00                 | 4a Commercial 563 15.18 47,807,500.00             |                            | Collected in 1969                          | 296,091.43                |
| Garbage and Trash Disposal                    | 279,232.00                 | 4b Industrial 219 8.33 26,224,000.00              |                            | Cancelled, Abated or Adjusted (1969)       | 3,875.60                  |
| Public Buildings and Grounds                  | 317,405.00                 | 4c Apartments 382 17.04 53,649,000.00             |                            | Transfers to Tax Title Liens or Foreclosed | 3,790.88                  |
| Other Public Works                            |                            | Total 9465 100.00 314,895,700.00                  |                            | Balance December 31, 1969                  | 210,713.51                |
| <b>HEALTH and WELFARE</b>                     |                            | <b>CAPITAL DEBT AUTHORIZED, DECEMBER 31, 1969</b> |                            | <b>TAX TITLE LIENS OUTSTANDING</b>         |                           |
| Health Services Except Environmental          | 119,739.66                 | ISSUED AND UNISSUED                               |                            | Balance January 1, 1969                    | 118,625.68                |
| Welfare-Public Assistance                     | 56,490.00                  | School  | 3,965,000                  | Transfers From Taxes                       | 6,626.71                  |
| Hospitals, Clinics, First Aid                 | 2,578,866.00               | Self-liquidating                                  |                            | Redeemed in 1969                           | 94,789.05                 |
| Animal, Insect, & Rodent Control              | 1,000.00                   | Other   | 4,560,500                  | Cancelled, Abated or Adjusted (1969)       |                           |
| Other Welfare Services                        |                            | Total   | 8,525,500                  | Transfers to Foreclosed Property           |                           |
| <b>RECREATION and CONSERVATION</b>            |                            | <b>ISSUED AND OUTSTANDING</b>                     |                            | Balance December 31, 1969                  | 30,463.34                 |
| Beaches and Boardwalks                        |                            | School  | 3,565,000.00               | <b>PROPERTY ACQUIRED BY DEED OR</b>        |                           |
| Parks, Playgrounds, Shade Trees               | 74,072.00                  | Self-liquidating                                  |                            | <b>FORECLOSURE</b>                         |                           |
| Land Reclamation & Conservation               |                            | Other   | 2,502,000.00               | Balance January 1, 1969                    | 46,700.00                 |
| Other Recreational Services                   | 109,909.80                 | Total   | 6,067,000.00               | Transfers From Taxes or Liens              |                           |
| <b>EDUCATION (excluding schools)</b>          |                            | <b>EQUALIZED VALUATION BASIS</b>                  |                            | Sale for Cash (1969)                       |                           |
| Libraries                                     | 253,600.00                 | <b>FOR NET DEBT COMPUTATION</b>                   | 309,293,108.67             | Cancelled, Abated or Adjusted (1969)       |                           |
| Other Educational Services                    |                            | <b>1969 CAPITAL OUTLAY</b>                        | <b>TOTAL</b> 1,970,069.32  | Balance December 31, 1969                  | 46,700.00                 |
| <b>STATUTORY EXPENDITURES</b>                 |                            | Beaches and Boardwalks                            |                            | <b>CURRENT FINANCES DECEMBER 31, 1969</b>  |                           |
| Pensions & F.I.C.A.                           | 861,500.00                 | Parks and Playgrounds                             |                            | <b>ASSETS</b>                              |                           |
| Employee Fringe Benefits                      | 198,200.00                 | Public Buildings and Grounds                      | 1,476,000.00               | Cash Dec. 31, 1969                         | 3,135,236.48              |
| Other Statutory Expenditures                  |                            | Vehicular Equipment                               | 88,520.40                  | Taxes Receivable                           | 498,275.25                |
| <b>MUNICIPAL FUNCTIONS</b>                    | <b>TOTAL</b> 9,726,021.38  | Streets, Roads, Sidewalks, Storm Sewers           | 22,975.00                  | Tax Title Liens                            | 30,463.34                 |
| <b>CAPITAL IMPROVEMENTS</b>                   | 118,600.00                 | Sewer System                                      |                            | Foreclosed Property                        | 46,700.00                 |
| <b>DEBT SERVICE</b>                           |                            | Water Service                                     |                            | Emergencies & Other Deferred Charges       | 199,676.00                |
| Principal Payments                            | 460,000.00                 | Other Utilities                                   | 348,962.47                 | State Aid Receivable                       | 91,307.82                 |
| Interest Payments                             | 206,293.00                 | Hospitals and Clinics                             |                            | Other Receivables                          | 58,250.14                 |
| <b>TYPE I SCHL DEBT *MEMO</b>                 | 455,698.00                 | Garbage and Trash Disposal Facilities             |                            | <b>LIABILITIES</b>                         | <b>Total</b> 4,059,909.03 |
| <b>DEFERRED CHARGES</b>                       | 127,791.59                 | Health Equipment                                  |                            | Cash Liabilities                           | 1,109,926.50              |
| <b>SCHOOL, COUNTY, SPECIAL DISTRICT TAXES</b> | 9,268,464.76               | Library and Education Facilities                  | 31,948.45                  | Reserves for Receivables                   | 633,688.73                |
| <b>RESERVE FOR UNCOLLECTED TAXES</b>          | 572,479.23                 | Conservation and Recreation                       |                            | Surplus Dec. 31, 1969                      | 2,316,293.80              |
| <b>EXPENDITURES</b>                           | <b>TOTAL</b> 20,479,649.96 | Other Expenditures                                | 1,663.00                   | <b>Total</b>                               | 4,059,909.03              |

\* ABOVE DEBT SERVICE INCLUDES TYPE I SCHOOL DEBT

1510  
Population 1960 1,150  
Population 1969 1,200  
  
Moody Rating  
Land Area .63 Sq. Miles

ISLAND HEIGHTS BORO - OCEAN COUNTY  
Net Valuation Taxable 7,423,767  
State Equalized Value 8,775,138 General Tax Rate Per \$100. 4.81  
Net Valuation on Which County Taxes are apportioned: 8,143,447 State Equalized  
State Equalization Ratio .8460 General Tax Rate: 4.06

PER CAPITA:  
Gross Debt 346.39  
Net Debt 9.58  
Debt Service  
Total Tax Levy 288.58  
Municipal Expenditures 127.86

PER CENT:  
Gross Debt 5.08  
Net Debt .14  
Tax Levy Collected 91.71  
Tax Levy Cancelled, Abated or Adjusted

| 1969 EXPENDITURES                      |            | 1969 REVENUES                                     |              | 1969 PROPERTY TAX                          |                 |
|--|------------|---|--------------|--|-----------------|
| GENERAL GOVERNMENT                     |            | 1969 — Property Taxes Collected                   |              | STATE EQUALIZED TAX RATE                   |                 |
| Governing Body & Public Boards         |            |   | 317,580.43   | Local District School Taxes                | 1.14 99,714.00  |
| Municipal Clerk                        |            | 1969 Payments in Lieu of Taxes                    |              | Regional & Consolidated School Tax         | 1.49 131,052.43 |
| Financial Administration               | 10,800.00  | Delinquent Tax & Lien Collections                 | 30,409.00    | School Taxes in Municipal Budget           |                 |
| Assessment of Taxes                    | 1,700.00   | Business Personalty Replacement Taxes             | 1,601.00     | County Taxes                               | .48 42,516.42   |
| Collection of Taxes                    | 3,350.00   | Taxes from Public Utilities                       | 17,587.84    | County Library Taxes                       | .02 1,745.99    |
| Planning, Housing & Development        | 2,730.00   | Other Miscellaneous Tax Revenues                  |              | Local Municipal Purpose Taxes              | .80 70,218.16   |
| Human Resources                        |            | State Aid Revenues                                | 7,026.52     | Veteran & Senior Citizen Taxes             | .13 11,180.00   |
| Elections                              | 682.79     | Federal Aid Revenues                              |              | Total Taxes for Rate Computation           | 4.06 356,427.00 |
| General Administration (other)         | 8,840.00   | Sale of Acquired Property                         | 11,500.00    | Special District Taxes                     |                 |
| JUDICIARY                              |            | Other Miscellaneous Revenues                      | 15,757.88    | Bank Stock Taxes                           | 131.84          |
| Municipal Courts                       | 1,525.00   | 1969 Revenues                                     | 401,462.67   | Added and Omitted Taxes                    | 917.52          |
| PUBLIC SAFETY                          |            | Prior Years Surplus Appropriated                  | 14,000.00    | Total Taxes Levied - ABSTRACT              | 346,296.36      |
| Fire Protection                        | 2,300.00   | REVENUES  | 415,462.67   | TOTAL TAXES BILLED                         | 346,296.36      |
| Police Protection                      | 15,700.00  |   |              | 1969 TAXES COLLECTED                       | 317,580.43      |
| Civil Defense & Disaster Control       | 50.00      | 1969 REAL PROPERTY VALUATIONS                     |              | 1969 Taxes Cancelled, Abated or Adjusted   |                 |
| Environmental Inspection & Control     | 1,900.00   | Code Class # of Parcels %VAL'N ASSESSED VALUATION |              | Transfer to Tax Title Liens or Foreclosed  |                 |
| Other Public Safety                    |            | 1 Vacant Land 119 3.74 275,100.00                 |              | Balance Outstanding Dec. 31, 1969          | 28,715.93       |
| PUBLIC WORKS                           |            | 2 Residential 596 86.94 6,400,475.00              |              | PRIOR YEARS TAXES OUTSTANDING              |                 |
| Streets and Drainage                   | 15,850.00  | 3 Farm  |              | Balance January 1, 1969                    | 28,248.29       |
| Sewers and Sewage Processing           |            | 4a Commercial 25 9.32 686,400.00                  |              | Collected in 1969                          | 27,734.07       |
| Garbage and Trash Disposal             | 10,725.00  | 4b Industrial                                     |              | Cancelled, Abated or Adjusted (1969)       |                 |
| Public Buildings and Grounds           | 5,192.21   | 4c Apartments                                     |              | Transfers to Tax Title Liens or Foreclosed |                 |
| Other Public Works                     |            | Total 740 100.00 7,361,975.00                     |              | Balance December 31, 1969                  | 514.22          |
| HEALTH and WELFARE                     |            | CAPITAL DEBT AUTHORIZED, DECEMBER 31, 1969        |              | TAX TITLE LIENS OUTSTANDING                |                 |
| Health Services Except Environmental   | 368.00     | ISSUED AND UNISSUED                               |              | Balance January 1, 1969                    | 9,752.83        |
| Welfare-Public Assistance              | 590.00     | School  | 233,372      | Transfers From Taxes                       |                 |
| Hospitals, Clinics, First Aid          | 200.00     | Self-liquidating                                  | 170,800      | Redeemed in 1969                           | 2,674.93        |
| Animal, Insect, & Rodent Control       | 1,350.00   | Other   | 11,500       | Cancelled, Abated or Adjusted (1969)       |                 |
| Other Welfare Services                 |            | Total 415,672                                     | 11,500       | Transfers to Foreclosed Property:          |                 |
| RECREATION and CONSERVATION            |            | ISSUED AND OUTSTANDING                            |              | Balance December 31, 1969                  | 7,077.90        |
| Beaches and Boardwalks                 | 3,825.00   | School  | 216,872.96   | PROPERTY ACQUIRED BY DEED OR               |                 |
| Parks, Playgrounds, Shade Trees        | 2,350.00   | Self-Liquidating                                  | 149,500.00   | FORECLOSURE                                |                 |
| Land Reclamation & Conservation        |            | Other   |              | Balance January 1, 1969                    | 4,290.00        |
| Other Recreational Services            | 1,800.00   | Total 366,372.96                                  |              | Transfers From Taxes or Liens              |                 |
| EDUCATION (excluding schools)          |            | EQUALIZED VALUATION BASIS                         |              | Sale for Cash (1969)                       | 1,500.00        |
| Libraries                              | 2,465.00   | FOR NET DEBT COMPUTATION                          | 8,188,994.00 | Cancelled, Abated or Adjusted (1969)       |                 |
| Other Educational Services             |            | 1969 CAPITAL OUTLAY                               |              | Balance December 31, 1969                  | 2,790.00        |
| STATUTORY EXPENDITURES                 |            | TOTAL 58,559.72                                   |              | CURRENT FINANCES DECEMBER 31, 1969         |                 |
| Pensions & F.I.C.A.                    | 4,189.00   | Beaches and Boardwalks                            | 5,000.00     | ASSETS                                     |                 |
| Employee Fringe Benefits               | 750.00     | Parks and Playgrounds                             |              | Cash Dec. 31, 1969                         | 146,583.43      |
| Other Statutory Expenditures           |            | Public Buildings and Grounds                      | 7,125.00     | Taxes Receivable                           | 29,230.15       |
| MUNICIPAL FUNCTIONS                    |            | Vehicular Equipment                               | 18,331.50    | Tax Title Liens                            | 7,077.90        |
| CAPITAL IMPROVEMENTS                   | 12,125.00  | Streets, Roads, Sidewalks, Storm Sewers           |              | Foreclosed Property                        | 2,790.00        |
| DEBT SERVICE                           |            | Sewer System                                      |              | Emergencies & Other Deferred Charges       | 7,125.00        |
| Principal Payments                     |            | Water Service                                     | 28,103.22    | State Aid Receivable                       |                 |
| Interest Payments                      |            | Other Utilities                                   |              | Other Receivables                          | 941.99          |
|  |            | Hospitals and Clinics                             |              | Total                                      | 193,748.47      |
| DEFERRED CHARGES                       |            | Garbage and Trash Disposal Facilities             |              | LIABILITIES                                |                 |
| SCHOOL, COUNTY, SPECIAL DISTRICT TAXES | 7,500.00   | Health Equipment                                  |              | Cash Liabilities                           | 122,621.42      |
| RESERVE FOR UNCOLLECTED TAXES          | 275,028.84 | Library and Education Facilities                  |              | Reserves for Receivables                   | 40,040.04       |
|  | 34,572.52  | Conservation and Recreation                       |              | Surplus Dec. 31, 1969                      | 31,087.01       |
| EXPENDITURES                           |            | Other Expenditures                                |              | Total                                      | 193,748.47      |
| TOTAL                                  | 428,458.36 |   |              |  |                 |

| 1511                       | JACKSON TWP   | - OCEAN                          | COUNTY | PER CAPITA:                   | PER CENT:                              |
|----------------------------|---|----------------------------------|--------|-------------------------------|--|
| Population 1960 5,939      | Net Valuation Taxable 82,994,294                                |                                  |        | Gross Debt 499.89             | Gross Debt 8.44                        |
| Population 1969 14,550     | State Equalized Value 96,617,338                                | General Tax Rate Per \$100. 5.07 |        | Net Debt 177.78               | Net Debt 3.00                          |
|                            | Net Valuation on Which County Taxes are apportioned: 93,447,979 | State Equalized                  |        | Debt Service 1.95             | Tax Levy Collected 88.21               |
| Moody Rating               | State Equalization Ratio .8590                                  | General Tax Rate: 4.35           |        | Total Tax Levy 295.08         | Tax Levy Cancelled, Abated or Adjusted |
| Land Area 100.80 Sq. Miles |   |                                  |        | Municipal Expenditures 126.57 |  |

| 1969 EXPENDITURES  | 1969 REVENUES                                     | 1969 PROPERTY TAX                                  |
|--|---|--|
| <b>GENERAL GOVERNMENT</b>                                  | 1969 — Property Taxes Collected 3,787,095.62      | <b>STATE EQUALIZED TAX RATE</b>                    |
| Governing Body & Public Boards                             | 1969 Payments in Lieu of Taxes 348,033.03         | Local District School Taxes 2.78 2,689,617.50      |
| Municipal Clerk  | Delinquent Tax & Lien Collections 62,872.00       | Regional & Consolidated School Tax                 |
| Financial Administration 52,410.00                         | Business Personality Replacement Taxes 218,273.23 | School Taxes in Municipal Budget .50 487,894.56    |
| Assessment of Taxes 64,585.00                              | Taxes from Public Utilities                       | County Library Taxes .02 20,036.20                 |
| Collection of Taxes 62,965.00                              | Other Miscellaneous Tax Revenues                  | Local Municipal Purpose Taxes .96 924,129.87       |
| Planning, Housing & Development 36,120.00                  | State Aid Revenues 30,186.12                      | Veteran & Senior Citizen Taxes .09 85,470.00       |
| Human Resources  | Federal Aid Revenues                              | Total Taxes for Rate Computation 4.35 4,207,148.13 |
| Elections 4,150.00   | Sale of Acquired Property 1,000.00                | Special District Taxes 96,875.00                   |
| General Administration (other) 114,006.00                  | Other Miscellaneous Revenues 127,760.99           | Bank Stock Taxes 1,559.91                          |
| <b>JUDICIARY</b>   | 1969 Revenues Total 4,575,220.99                  | Added and Omitted Taxes 73,248.73                  |
| Municipal Courts 17,275.00                                 | Prior Years Surplus Appropriated 157,000.00       | Total Taxes Levied - ABSTRACT 4,293,361.77         |
| <b>PUBLIC SAFETY</b>                                       | <b>REVENUES TOTAL 4,732,220.99</b>                | <b>TOTAL TAXES BILLED 4,293,361.77</b>             |
| Fire Protection  |   | <b>1969 TAXES COLLECTED</b>                        |
| Police Protection 314,100.00                               |   | 1969 Taxes Cancelled, Abated or Adjusted           |
| Civil Defense & Disaster Control 4,977.00                  |   | Transfer to Tax Title Liens or Foreclosed          |
| Environmental Inspection & Control 7,825.00                |   | Balance Outstanding Dec. 31, 1969 506,266.15       |
| Other Public Safety  |   | <b>PRIOR YEARS TAXES OUTSTANDING</b>               |
| <b>PUBLIC WORKS</b>  |   | Balance January 1, 1969 365,546.12                 |
| Streets and Drainage 282,078.00                            |   | Collected in 1969 300,584.80                       |
| Sewers and Sewage Processing                               |   | Cancelled, Abated or Adjusted (1969)               |
| Garbage and Trash Disposal 17,884.00                       |   | Transfers to Tax Title Liens or Foreclosed         |
| Public Buildings and Grounds 26,730.00                     |   | Balance December 31, 1969 64,961.32                |
| Other Public Works 5,500.00                                |   | <b>TAX TITLE LIENS OUTSTANDING</b>                 |
| <b>HEALTH and WELFARE</b>                                  |   | Balance January 1, 1969 403,044.83                 |
| Health Services Except Environmental 18,635.00             |   | Transfers From Taxes                               |
| Welfare-Public Assistance 13,400.00                        |   | Redeemed in 1969 47,448.23                         |
| Hospitals, Clinics, First Aid 15,000.00                    |   | Cancelled, Abated or Adjusted (1969)               |
| Animal, Insect, & Rodent Control 1,100.00                  |   | Transfers to Foreclosed Property                   |
| Other Welfare Services                                     |   | Balance December 31, 1969 355,596.60               |
| <b>RECREATION and CONSERVATION</b>                         |   | <b>PROPERTY ACQUIRED BY DEED OR FORECLOSURE</b>    |
| Beaches and Boardwalks                                     |   | Balance January 1, 1969 197,600.91                 |
| Parks, Playgrounds, Shade Trees                            |   | Transfers From Taxes or Liens                      |
| Land Reclamation & Conservation 600.00                     |   | Sale for Cash (1969) 1,000.00                      |
| Other Recreational Services 24,500.00                      |   | Cancelled, Abated or Adjusted (1969)               |
| <b>EDUCATION (excluding schools)</b>                       |   | Balance December 31, 1969 196,600.91               |
| Libraries  |   | <b>CURRENT FINANCES DECEMBER 31, 1969</b>          |
| Other Educational Services                                 |   | <b>ASSETS</b>                                      |
| <b>STATUTORY EXPENDITURES</b>                              |   | Cash Dec. 31, 1969 696,596.77                      |
| Pensions & F.I.C.A. 45,111.80                              |   | Taxes Receivable 571,227.47                        |
| Employee Fringe Benefits 10,500.00                         |   | Tax Title Liens 355,596.60                         |
| Other Statutory Expenditures                               |   | Foreclosed Property 196,600.91                     |
| <b>MUNICIPAL FUNCTIONS TOTAL 1,139,451.80</b>              |   | Emergencies & Other Deferred Charges 121,745.92    |
| <b>CAPITAL IMPROVEMENTS 40,000.00</b>                      |   | State Aid Receivable 89,533.45                     |
| <b>DEBT SERVICE</b>  |   | Other Receivables 28,172.68                        |
| Principal Payments 23,000.00                               |   | Total 2,059,473.80                                 |
| Interest Payments 5,350.00                                 |   | <b>LIABILITIES</b>                                 |
| <b>DEFERRED CHARGES 109,739.98</b>                         |   | Cash Liabilities 620,201.95                        |
| <b>SCHOOL, COUNTY, SPECIAL DISTRICT TAXES 3,294,423.26</b> |   | Reserves for Receivables 1,151,597.66              |
| <b>RESERVE FOR UNCOLLECTED TAXES 524,087.00</b>            |   | Surplus Dec. 31, 1969 287,674.19                   |
| <b>EXPENDITURES TOTAL 5,136,052.04</b>                     |   | Total 2,059,473.80                                 |

1208  
Population 1960 2,853  
Population 1969 4,720  
Moody Rating  
Land Area .90 Sq. Miles

JAMESBURG BCRO

Net Valuation Taxable 9,381,075  
State Equalized Value 19,749,631  
Net Valuation on Which County Taxes are apportioned: 19,870,247  
State Equalization Ratio .4750

- MIDDLESEX COUNTY

General Tax Rate Per \$100. 7.33  
State Equalized  
General Tax Rate: 3.48

PER CAPITA:

Gross Debt 117.76  
Net Debt 63.10  
Debt Service 5.73  
Total Tax Levy 142.40  
Municipal Expenditures 71.17

PER CENT:

Gross Debt 3.10  
Net Debt 1.66  
Tax Levy Collected 93.90  
Tax Levy Cancelled, Abated or Adjusted .12

| 1969 EXPENDITURES                      |            | 1969 REVENUES                              |                    | 1969 PROPERTY TAX                          |                 |
|--|------------|--|--------------------|--|-----------------|
| GENERAL GOVERNMENT                     |            | 1969 — Property Taxes Collected            |                    | STATE EQUALIZED TAX RATE                   |                 |
| Governing Body & Public Boards         |            |  | 631,153.96         | Local District School Taxes                | 2.28 450,347.00 |
| Municipal Clerk                        |            | 1969 Payments in Lieu of Taxes             |                    | Regional & Consolidated School Tax         |                 |
| Financial Administration               | 16,600.00  | Delinquent Tax & Lien Collections          | 40,680.89          | School Taxes in Municipal Budget           |                 |
| Assessment of Taxes                    | 2,500.00   | Business Personalty Replacement Taxes      | 22,937.00          | County Taxes                               | .52 102,931.78  |
| Collection of Taxes                    | 3,000.00   | Taxes from Public Utilities                | 45,155.21          | County Library Taxes                       |                 |
| Planning, Housing & Development        | 3,500.00   | Other Miscellaneous Tax Revenues           |                    | Local Municipal Purpose Taxes              | .57 113,477.28  |
| Human Resources                        |            | State Aid Revenues                         | 12,904.27          | Veteran & Senior Citizen Taxes             | .10 20,450.00   |
| Elections                              | 860.00     | Federal Aid Revenues                       |                    | Total Taxes for Rate Computation           | 3.47 687,206.06 |
| General Administration (other)         | 15,077.44  | Sale of Acquired Property                  |                    | Special District Taxes                     |                 |
| JUDICIARY                              |            | Other Miscellaneous Revenues               | 24,056.90          | Bank Stock Taxes                           | 1,978.72        |
| Municipal Courts                       | 2,800.00   | 1969 Revenues                              | 776,888.23         | Added and Omitted Taxes                    | 3,395.81        |
| PUBLIC SAFETY                          |            | Prior Years Surplus Appropriated           | 75,000.00          | Total Taxes Levied - ABSTRACT              | 672,130.59      |
| Fire Protection                        | 14,600.00  | REVENUES                                   | 851,888.23         | TOTAL TAXES BILLED                         | 672,130.59      |
| Police Protection                      | 62,245.12  |  |                    | 1969 TAXES COLLECTED                       | 631,153.96      |
| Civil Defense & Disaster Control       | 500.00     | 1969 REAL PROPERTY VALUATIONS              |                    | 1969 Taxes Cancelled, Abated or Adjusted   | 834.53          |
| Environmental Inspection & Control     | 2,000.00   | Code Class # of Parcels %VAL'N             | ASSESSED VALUATION | Transfer to Tax Title Liens or Foreclosed  | 932.91          |
| Other Public Safety                    |            | 1 Vacant Land 190 2.71                     | 245,850.00         | Balance Outstanding Dec. 31, 1969          | 39,209.19       |
| PUBLIC WORKS                           |            | 2 Residential 845 73.22                    | 6,634,275.00       | PRIOR YEARS TAXES OUTSTANDING              |                 |
| Streets and Drainage                   | 33,444.72  | 3 Farm                                     |                    | Balance January 1, 1969                    | 55,169.58       |
| Sewers and Sewage Processing           | 26,144.93  | 4a Commercial 77 13.05                     | 1,182,300.00       | Collected in 1969                          | 38,270.00       |
| Garbage and Trash Disposal             | 26,600.00  | 4b Industrial 6 4.64                       | 420,600.00         | Cancelled, Abated or Adjusted (1969)       |                 |
| Public Buildings and Grounds           | 6,000.00   | 4c Apartments 16 6.38                      | 577,800.00         | Transfers to Tax Title Liens or Foreclosed | 965.76          |
| Other Public Works                     |            | Total 1134 100.00                          | 9,060,825.00       | Balance December 31, 1969                  | 15,933.82       |
| HEALTH and WELFARE                     |            | CAPITAL DEBT AUTHORIZED, DECEMBER 31, 1969 |                    | TAX TITLE LIENS OUTSTANDING                |                 |
| Health Services Except Environmental   | 3,919.66   | ISSUED AND UNISSUED                        |                    | Balance January 1, 1969                    | 4,292.26        |
| Welfare-Public Assistance              | 4,745.00   | School                                     | 258,000            | Transfers From Taxes                       | 2,023.62        |
| Hospitals, Clinics, First Aid          |            | Self-liquidating                           |                    | Redeemed in 1969                           | 2,410.89        |
| Animal, Insect, & Rodent Control       | 883.25     | Other                                      | 297,843            | Cancelled, Abated or Adjusted (1969)       |                 |
| Other Welfare Services                 |            | Total                                      | 555,843            | Transfers to Foreclosed Property           |                 |
| RECREATION and CONSERVATION            |            | ISSUED AND OUTSTANDING                     |                    | Balance December 31, 1969                  | 3,904.99        |
| Beaches and Boardwalks                 |            | School                                     | 258,000.00         | PROPERTY ACQUIRED BY DEED OR               |                 |
| Parks, Playgrounds, Shade Trees        | 500.00     | Self-liquidating                           |                    | FORECLOSURE                                |                 |
| Land Reclamation & Conservation        |            | Other                                      | 209,280.00         | Balance January 1, 1969                    | 4,750.00        |
| Other Recreational Services            | 5,900.00   | Total                                      | 467,280.00         | Transfers From Taxes or Liens              |                 |
| EDUCATION (exclusing schools)          |            | EQUALIZED VALUATION BASIS                  |                    | Sale for Cash (1969)                       |                 |
| Libraries                              | 1,000.00   | FOR NET DEBT COMPUTATION                   |                    | Cancelled, Abated or Adjusted (1969)       |                 |
| Other Educational Services             |            | TOTAL                                      |                    | Balance December 31, 1969                  | 4,750.00        |
| STATUTORY EXPENDITURES                 |            | 1969 CAPITAL OUTLAY                        |                    | CURRENT FINANCES DECEMBER 31, 1969         |                 |
| Pensions & F.I.C.A.                    | 6,500.00   | Beaches and Boardwalks                     |                    | ASSETS                                     |                 |
| Employee Fringe Benefits               |            | Parks and Playgrounds                      |                    | Cash Dec. 31, 1969                         | 71,632.14       |
| Other Statutory Expenditures           |            | Public Buildings and Grounds               |                    | Taxes Receivable                           | 55,143.01       |
| MUNICIPAL FUNCTIONS                    |            | Vehicular Equipment                        |                    | Tax Title Liens                            | 3,904.99        |
| CAPITAL IMPROVEMENTS                   |            | Streets, Roads, Sidewalks, Storm Sewers    |                    | Foreclosed Property                        | 4,750.00        |
| DEBT SERVICE                           |            | Sewer System                               |                    | Emergencies & Other Deferred Charges       | 2,849.07        |
| Principal Payments                     | 19,140.00  | Water Service                              |                    | State Aid Receivable                       | 12,442.49       |
| Interest Payments                      | 7,910.08   | Other Utilities                            |                    | Other Receivables                          | 2,267.45        |
| DEFERRED CHARGES                       |            | Hospitals and Clinics                      |                    | Total                                      | 152,989.15      |
| SCHOOL, COUNTY, SPECIAL DISTRICT TAXES | 9,651.54   | Garbage and Trash Disposal Facilities      |                    | LIABILITIES                                |                 |
| RESERVE FOR UNCOLLECTED TAXES          | 553,278.78 | Health Equipment                           |                    | Cash Liabilities                           | 44,882.62       |
|  | 59,515.73  | Library and Education Facilities           |                    | Reserves for Receivables                   | 66,065.45       |
|  |            | Conservation and Recreation                |                    | Surplus Dec. 31, 1969                      | 42,041.08       |
| EXPENDITURES                           |            | Other Expenditures                         |                    | Total                                      | 152,989.15      |
| TOTAL                                  | 889,216.25 |  |                    |  |                 |

1414  
Population 1960 6,884  
Population 1969 11,210  
  
Moody Rating  
Land Area 44.30 Sq. Miles

JEFFERSON TWP  
Net Valuation Taxable 45,250,036  
State Equalized Value 103,098,737  
Net Valuation on Which County Taxes  
are apportioned: 90,644,924  
State Equalization Ratio .4389  
  
- MORRIS COUNTY  
General Tax Rate Per \$100. 8.40  
State Equalized  
General Tax Rate: 3.68

PER CAPITA:  
Gross Debt 650.67  
Net Debt 258.98  
Debt Service  
Total Tax Levy 337.29  
Municipal Expenditures 136.80

PER CENT:  
Gross Debt 7.89  
Net Debt 3.14  
Tax Levy Collected 92.75  
Tax Levy Cancelled, Abated  
or Adjusted .27

| 1969 EXPENDITURES                      |              | 1969 REVENUES                          |                     | 1969 PROPERTY TAX                          |                     |
|--|--------------|--|---------------------|--|---------------------|
| <b>GENERAL GOVERNMENT</b>              |              | 1969 — Property Taxes Collected        |                     | <b>STATE EQUALIZED TAX RATE</b>            |                     |
| Governing Body & Public Boards         |              | 1969 Payments in Lieu of Taxes         | 3,512,134.90        | Local District School Taxes                | 2.52 2,601,511.25   |
| Municipal Clerk                        |              | Delinquent Tax & Lien Collections      | 265,771.76          | Regional & Consolidated School Tax         |                     |
| Financial Administration               | 21,400.00    | Business Personality Replacement Taxes | 28,326.00           | School Taxes in Municipal Budget           |                     |
| Assessment of Taxes                    | 17,500.00    | Taxes from Public Utilities            | 258,843.44          | County Taxes                               | .35 365,572.72      |
| Collection of Taxes                    | 29,500.00    | Other Miscellaneous Tax Revenues       | 39,275.81           | County Library Taxes                       | .03 27,274.75       |
| Planning, Housing & Development        | 26,604.31    | State Aid Revenues                     |                     | Local Municipal Purpose Taxes              | .71 730,481.00      |
| Human Resources                        |              | Federal Aid Revenues                   |                     | Veteran & Senior Citizen Taxes             | .07 71,830.00       |
| Elections                              |              | Sale of Acquired Property              |                     | Total Taxes for Rate Computation           | 3.68 3,796,669.72   |
| General Administration (other)         | 79,015.00    | Other Miscellaneous Revenues           | 116,839.94          | Special District Taxes                     | 3,251.08            |
| <b>JUDICIARY</b>                       |              | 1969 Revenues                          | 4,221,191.85        | Bank Stock Taxes                           | 1,551.43            |
| Municipal Courts                       | 13,955.00    | Prior Years Surplus Appropriated       | 185,000.00          | Added and Omitted Taxes                    | 51,397.85           |
| <b>PUBLIC SAFETY</b>                   |              | <b>REVENUES TOTAL</b>                  | <b>4,406,191.85</b> | Total Taxes Levied - ABSTRACT              | 3,781,040.08        |
| Fire Protection                        | 25,000.00    |  |                     | <b>TOTAL TAXES BILLED</b>                  | <b>3,786,551.37</b> |
| Police Protection                      | 223,635.00   |  |                     | 1969 TAXES COLLECTED                       | 3,512,134.90        |
| Civil Defense & Disaster Control       | 3,400.00     |  |                     | 1969 Taxes Cancelled, Abated or Adjusted   | 10,046.16           |
| Environmental Inspection & Control     | 14,200.00    |  |                     | Transfer to Tax Title Liens or Foreclosed  | 15,660.23           |
| Other Public Safety                    |              |  |                     | Balance Outstanding Dec. 31, 1969          | 248,710.08          |
| <b>PUBLIC WORKS</b>                    |              |  |                     | <b>PRIOR YEARS TAXES OUTSTANDING</b>       |                     |
| Streets and Drainage                   | 352,800.00   |  |                     | Balance January 1, 1969                    | 287,852.17          |
| Sewers and Sewage Processing           | 5,000.00     |  |                     | Collected in 1969                          | 261,776.53          |
| Garbage and Trash Disposal             | 64,000.00    |  |                     | Cancelled, Abated or Adjusted (1969)       | 1,813.89            |
| Public Buildings and Grounds           | 11,950.00    |  |                     | Transfers to Tax Title Liens or Foreclosed | 9,087.18            |
| Other Public Works                     |              |  |                     | Balance December 31, 1969                  | 15,174.57           |
| <b>HEALTH and WELFARE</b>              |              |  |                     | <b>TAX TITLE LIENS OUTSTANDING</b>         |                     |
| Health Services Except Environmental   | 37,860.00    |  |                     | Balance January 1, 1969                    | 33,925.66           |
| Welfare-Public Assistance              | 8,600.00     |  |                     | Transfers From Taxes                       | 26,177.93           |
| Hospitals, Clinics, First Aid          | 1,000.00     |  |                     | Redeemed in 1969                           | 3,995.23            |
| Animal, Insect, & Rodent Control       | 7,750.00     |  |                     | Cancelled, Abated or Adjusted (1969)       | 33.53               |
| Other Welfare Services                 |              |  |                     | Transfers to Foreclosed Property           |                     |
| <b>RECREATION and CONSERVATION</b>     |              |  |                     | Balance December 31, 1969                  | 56,074.83           |
| Beaches and Boardwalks                 |              |  |                     | <b>PROPERTY ACQUIRED BY DEED OR</b>        |                     |
| Parks, Playgrounds, Shade Trees        |              |  |                     | <b>FORECLOSURE</b>                         |                     |
| Land Reclamation & Conservation        |              |  |                     | Balance January 1, 1969                    | 1,650.00            |
| Other Recreational Services            | 20,500.00    |  |                     | Transfers From Taxes or Liens              |                     |
| <b>EDUCATION (excluding schools)</b>   |              |  |                     | Sale for Cash (1969)                       |                     |
| Libraries                              | 8,600.00     |  |                     | Cancelled, Abated or Adjusted (1969)       |                     |
| Other Educational Services             |              |  |                     | Balance December 31, 1969                  | 1,650.00            |
| <b>STATUTORY EXPENDITURES</b>          |              |  |                     | <b>CURRENT FINANCES DECEMBER 31, 1969</b>  |                     |
| Pensions & F.I.C.A.                    | 56,290.69    |  |                     | <b>ASSETS</b>                              |                     |
| Employee Fringe Benefits               | 24,970.00    |  |                     | Cash Dec. 31, 1969                         | 675,509.39          |
| Other Statutory Expenditures           |              |  |                     | Taxes Receivable                           | 263,884.65          |
| <b>MUNICIPAL FUNCTIONS</b>             |              |  |                     | Tax Title Liens                            | 56,074.83           |
| <b>CAPITAL IMPROVEMENTS</b>            |              |  |                     | Foreclosed Property                        | 1,650.00            |
| <b>DEBT SERVICE</b>                    |              |  |                     | Emergencies & Other Deferred Charges       | 7,000.00            |
| Principal Payments                     |              |  |                     | State Aid Receivable                       | 86,030.80           |
| Interest Payments                      |              |  |                     | Other Receivables                          | 11.00               |
| <b>DEFERRED CHARGES</b>                |              |  |                     | Total                                      | 1,090,160.67        |
| SCHOOL, COUNTY, SPECIAL DISTRICT TAXES | 2,956.99     |  |                     | <b>LIABILITIES</b>                         |                     |
| RESERVE FOR UNCOLLECTED TAXES          | 2,997,609.80 |  |                     | Cash Liabilities                           | 251,505.44          |
|  | 411,847.25   |  |                     | Reserves for Receivables                   | 321,620.48          |
|  |              |  |                     | Surplus Dec. 31, 1969                      | 517,034.75          |
| <b>EXPENDITURES</b>                    | <b>TOTAL</b> |  |                     | Total                                      | <b>1,090,160.67</b> |
|  | 4,531,144.04 |  |                     |  |                     |

0906  
Population 1960 276,101  
Population 1969 270,700  
S & P Rating BBB  
Moody Rating BAA  
Land Area 13.50 Sq. Miles

# JERSEY CITY

Net Valuation Taxable 341,897,376  
State Equalized Value 885,285,800  
Net Valuation on Which County Taxes  
are apportioned: 1,030,151,076  
State Equalization Ratio .3862

# - HUDSON

COUNTY  
General Tax Rate Per \$100. 15.29  
State Equalized  
General Tax Rate: 5.90

# PER CAPITA:

Gross Debt 396.48  
Net Debt 148.73  
Debt Service 16.51  
Total Tax Levy 192.20  
Municipal Expenditures 227.98

# PER CENT:

Gross Debt 11.48  
Net Debt 4.31  
Tax Levy Collected 90.26  
Tax Levy Cancelled, Abated  
or Adjusted

| 1969 EXPENDITURES                             |                            | 1969 REVENUES                                     |                            | 1969 PROPERTY TAX                          |                    |
|---|----------------------------|---|----------------------------|--|--------------------|
| <b>GENERAL GOVERNMENT</b>                     |                            |   |                            | <b>STATE EQUALIZED TAX RATE</b>            |                    |
| Governing Body & Public Boards                | 261,876.00                 | 1969 — Property Taxes Collected                   | 46,958,471.77              | Local District School Taxes                | 1.99 17,627,309.00 |
| Municipal Clerk                               | 139,639.00                 | 1969 Payments in Lieu of Taxes                    | 488,767.79                 | Regional & Consolidated School Tax         |                    |
| Financial Administration                      | 831,667.00                 | Delinquent Tax & Lien Collections                 | 2,994,527.91               | School Taxes in Municipal Budget           | .17 1,511,592.00   |
| Assessment of Taxes                           | 197,769.00                 | Business Personalty Replacement Taxes             | 5,227,194.00               | County Taxes                               | 1.32 11,724,313.33 |
| Collection of Taxes                           | 226,787.00                 | Taxes from Public Utilities                       | 7,964,413.08               | County Library Taxes                       |                    |
| Planning, Housing & Development               | 238,799.00                 | Other Miscellaneous Tax Revenues                  | 86,978.99                  | Local Municipal Purpose Taxes              | 2.35 20,791,662.71 |
| Human Resources                               | 98,250.00                  | State Aid Revenues                                | 7,547,620.37               | Veteran & Senior Citizen Taxes             | .07 632,940.00     |
| Elections                                     | 249,365.00                 | Federal Aid Revenues                              |                            | Total Taxes for Rate Computation           | 5.90 52,287,817.04 |
| General Administration (other)                | 1,050,649.00               | Sale of Acquired Property                         |                            | Special District Taxes                     |                    |
| <b>JUDICIARY</b>                              |                            | Other Miscellaneous Revenues                      | 11,932,479.81              | Bank Stock Taxes                           | 130,405.41         |
| Municipal Courts                              | 288,471.00                 | 1969 Revenues                                     | 83,200,453.72              | Added and Omitted Taxes                    | 242,983.42         |
| <b>PUBLIC SAFETY</b>                          |                            | Prior Years Surplus Appropriated                  | 4,500,000.00               | Total Taxes Levied - ABSTRACT              | 52,028,265.87      |
| Fire Protection                               | 7,631,678.00               | <b>REVENUES</b>                                   | <b>TOTAL</b> 87,700,453.72 | <b>TOTAL TAXES BILLED</b>                  | 52,028,265.87      |
| Police Protection                             | 9,521,077.00               |   |                            | <b>1969 TAXES COLLECTED</b>                | 46,958,471.77      |
| Civil Defense & Disaster Control              | 18,472.00                  | <b>1969 REAL PROPERTY VALUATIONS</b>              |                            | 1969 Taxes Cancelled, Abated or Adjusted   |                    |
| Environmental Inspection & Control            | 900,182.00                 | Code Class # of Parcels %VAL'N                    | ASSESSED VALUATION         | Transfer to Tax Title Liens or Foreclosed  |                    |
| Other Public Safety                           | 292,158.00                 | 1 Vacant Land 3265 4.31                           | 14,244,810.00              | Balance Outstanding Dec. 31, 1969          | 5,069,794.10       |
| <b>PUBLIC WORKS</b>                           |                            | 2 Residential 24389 35.68                         | 118,065,505.00             | <b>PRIOR YEARS TAXES OUTSTANDING</b>       |                    |
| Streets and Drainage                          | 2,761,835.00               | 3 Farm  |                            | Balance January 1, 1969                    | 10,357,349.03      |
| Sewers and Sewage Processing                  | 81,000.00                  | 4a Commercial 4784 21.71                          | 71,838,975.00              | Collected in 1969                          | 2,808,922.36       |
| Gorbage and Trash Disposal                    | 2,904,038.00               | 4b Industrial 1458 20.84                          | 68,939,275.00              | Cancelled, Abated or Adjusted (1969)       |                    |
| Public Buildings and Grounds                  | 1,579,073.00               | 4c Apartments 2728 17.46                          | 57,776,150.00              | Transfers to Tax Title Liens or Foreclosed |                    |
| Other Public Works                            |                            | Total 36624 100.00                                | 330,864,715.00             | Balance December 31, 1969                  | 7,548,426.67       |
| <b>HEALTH and WELFARE</b>                     |                            | <b>CAPITAL DEBT AUTHORIZED, DECEMBER 31, 1969</b> |                            | <b>TAX TITLE LIENS OUTSTANDING</b>         |                    |
| Health Services Except Environmental          | 1,300,834.00               | ISSUED AND UNISSUED                               | GROSS DEBT                 | Balance January 1, 1969                    | 5,030,893.82       |
| Welfare-Public Assistance                     | 665,273.00                 | School  | 47,932,600                 | Transfers From Taxes                       |                    |
| Hospitals, Clinics, First Aid                 | 9,527,842.00               | Self-liquidating                                  | 15,878,125                 | Redeemed in 1969                           | 185,605.55         |
| Animal, Insect, & Rodent Control              |                            | Other   | 43,516,987                 | Cancelled, Abated or Adjusted (1969)       |                    |
| Other Welfare Services                        |                            | Total   | 107,327,712                | Transfers to Foreclosed Property           | 24,636.43          |
| <b>RECREATION and CONSERVATION</b>            |                            |   |                            | Balance December 31, 1969                  | 4,820,651.84       |
| Beaches and Boardwalks                        |                            | <b>ISSUED AND OUTSTANDING</b>                     |                            | <b>PROPERTY ACQUIRED BY DEED OR</b>        |                    |
| Parks, Playgrounds, Shade Trees               | 917,417.00                 | School  | 34,513,600.00              | <b>FORECLOSURE</b>                         |                    |
| Land Reclamation & Conservation               |                            | Self-Liquidating                                  | 6,946,000.00               | Balance January 1, 1969                    | 11,870,292.00      |
| Other Recreational Services                   | 536,620.00                 | Other   | 21,788,000.00              | Transfers From Taxes or Liens              |                    |
| <b>EDUCATION (excluding schools)</b>          |                            | Total   | 63,247,600.00              | Sale for Cash (1969)                       |                    |
| Libraries                                     | 923,483.00                 | <b>EQUALIZED VALUATION BASIS</b>                  |                            | Cancelled, Abated or Adjusted (1969)       |                    |
| Other Educational Services                    | 75,000.00                  | <b>FOR NET DEBT COMPUTATION</b>                   | 935,082,831.33             | Balance December 31, 1969                  | 11,870,292.00      |
| <b>STATUTORY EXPENDITURES</b>                 |                            | <b>1969 CAPITAL OUTLAY</b>                        | <b>TOTAL</b> 8,739,285.81  | <b>CURRENT FINANCES DECEMBER 31, 1969</b>  |                    |
| Pensions & F.I.C.A.                           | 6,582,268.00               | Beaches and Boardwalks                            |                            | <b>ASSETS</b>                              |                    |
| Employee Fringe Benefits                      | 508,033.00                 | Parks and Playgrounds                             | 215.18                     | Cash Dec. 31, 1969                         | 13,081,176.31      |
| Other Statutory Expenditures                  |                            | Public Buildings and Grounds                      | 1,644,293.30               | Taxes Receivable                           | 12,618,220.77      |
| <b>MUNICIPAL FUNCTIONS</b>                    | <b>TOTAL</b> 50,309,555.00 | Vehicular Equipment                               | 399,818.74                 | Tax Title Liens                            | 4,820,651.84       |
| <b>CAPITAL IMPROVEMENTS</b>                   | <b>281,500.00</b>          | Streets, Roads, Sidewalks, Storm Sewers           | 932,126.94                 | Foreclosed Property                        | 11,870,292.00      |
| <b>DEBT SERVICE</b>                           |                            | Sewer System                                      | 1,273,064.14               | Emergencies & Other Deferred Charges       | 2,331,395.00       |
| Principal Payments                            | 1,725,000.00               | Water Service                                     | 1,707,732.50               | State Aid Receivable                       | 808,999.21         |
| Interest Payments                             | 2,744,142.00               | Other Utilities                                   |                            | Other Receivables                          | 11,453,255.38      |
| <b>TYPE I SCHL DEBT *MEMO</b>                 | <b>2,575,030.00</b>        | Hospitals and Clinics                             |                            | <b>Total</b>                               | 56,983,990.51      |
| <b>DEFERRED CHARGES</b>                       | <b>1,146,361.00</b>        | Garbage and Trash Disposal Facilities             |                            | <b>LIABILITIES</b>                         |                    |
| <b>SCHOOL, COUNTY, SPECIAL DISTRICT TAXES</b> | <b>30,863,214.33</b>       | Health Equipment                                  |                            | Cash Liabilities                           | 10,214,259.91      |
| <b>RESERVE FOR UNCOLLECTED TAXES</b>          | <b>5,507,811.49</b>        | Library and Education Facilities                  | 2,782,035.01               | Reserves for Receivables                   | 40,762,419.99      |
| <b>EXPENDITURES</b>                           | <b>TOTAL</b> 92,577,583.82 | Conservation and Recreation                       |                            | Surplus Dec. 31, 1969                      | 6,007,310.61       |
|   |                            | Other Expenditures                                |                            | <b>Total</b>                               | 56,983,990.51      |

\* ABOVE DEBT SERVICE INCLUDES TYPE I SCHOOL DEBT



1321  
Population 1960 6,854  
Population 1969 8,000  
S & P Rating BB  
Moody Rating BA  
Land Area 1.02 Sq. Miles

# KEANSBURG BORO

Net Valuation Taxable 30,229,773  
State Equalized Value 38,091,951  
Net Valuation on Which County Taxes  
are apportioned: 37,851,918  
State Equalization Ratio .7936

# - MONMOUTH COUNTY

General Tax Rate Per \$100. 5.24  
State Equalized  
General Tax Rate: 4.15

# PER CAPITA:

Gross Debt 536.58  
Net Debt 274.07  
Debt Service 17.39  
Total Tax Levy 193.99  
Municipal Expenditures 142.84

# PER CENT:

Gross Debt 11.98  
Net Debt 6.12  
Tax Levy Collected 86.20  
Tax Levy Cancelled, Abated  
or Adjusted

| 1969 EXPENDITURES                      |                           | 1969 REVENUES  |                           | 1969 PROPERTY TAX                          |                         |
|--|---------------------------|--|---------------------------|--|-------------------------|
| <b>GENERAL GOVERNMENT</b>              |                           | 1969 — Property Taxes Collected                          |                           | <b>STATE EQUALIZED TAX RATE</b>            |                         |
| Governing Body & Public Boards         |                           |  | 1,337,758.51              | Local District School Taxes                | 2.05 779,654.00         |
| Municipal Clerk                        |                           | 1969 Payments in Lieu of Taxes                           |                           | Regional & Consolidated School Tax         |                         |
| Financial Administration               | 32,000.00                 | Delinquent Tax & Lien Collections                        | 175,662.18                | School Taxes in Municipal Budget           |                         |
| Assessment of Taxes                    | 56,500.00                 | Business Personalty Replacement Taxes                    | 40,262.00                 | County Taxes                               | .60 226,884.15          |
| Collection of Taxes                    | 21,815.50                 | Taxes from Public Utilities                              | 81,392.07                 | County Library Taxes                       | .02 8,487.67            |
| Planning, Housing & Development        | 2,626.50                  | Other Miscellaneous Tax Revenues                         |                           | Local Municipal Purpose Taxes              | 1.38 526,850.28         |
| Human Resources                        |                           | State Aid Revenues                                       | 31,612.15                 | Veteran & Senior Citizen Taxes             | .11 43,610.00           |
| Elections                              | 4,650.00                  | Federal Aid Revenues                                     |                           | Total Taxes for Rate Computation           | 4.16 1,585,486.10       |
| General Administration (other)         | 59,030.00                 | Sale of Acquired Property                                | 5,650.00                  | Special District Taxes                     |                         |
| <b>JUDICIARY</b>                       |                           | Other Miscellaneous Revenues                             | 154,035.22                | Bank Stock Taxes                           | 3,291.48                |
| Municipal Courts                       | 13,600.00                 | 1969 Revenues  | 1,826,372.13              | Added and Omitted Taxes                    | 6,786.56                |
| <b>PUBLIC SAFETY</b>                   |                           | Prior Years Surplus Appropriated                         | 110,000.00                | Total Taxes Levied - ABSTRACT              | 1,551,954.14            |
| Fire Protection                        | 24,500.00                 | <b>REVENUES</b>  | <b>TOTAL</b> 1,936,372.13 | <b>TOTAL TAXES BILLED</b>                  | 1,551,954.14            |
| Police Protection                      | 197,121.43                |  |                           | <b>1969 TAXES COLLECTED</b>                | 1,337,758.51            |
| Civil Defense & Disaster Control       | 900.00                    | <b>1969 REAL PROPERTY VALUATIONS</b>                     |                           | 1969 Taxes Cancelled, Abated or Adjusted   |                         |
| Environmental Inspection & Control     | 10,000.00                 |  |                           | Transfer to Tax Title Liens or Foreclosed  |                         |
| Other Public Safety                    |                           | <b>Code Class # of Parcels %VAL'N ASSESSED VALUATION</b> |                           | Balance Outstanding Dec. 31, 1969          | 214,195.63              |
| <b>PUBLIC WORKS</b>                    |                           | 1 Vacant Land 367 2.91                                   | 870,450.00                | <b>PRIOR YEARS TAXES OUTSTANDING</b>       |                         |
| Streets and Drainage                   | 141,578.00                | 2 Residential 2895 78.91                                 | 23,596,950.00             | Balance January 1, 1969                    | 180,958.03              |
| Sewers and Sewage Processing           |                           | 3 Farm   |                           | Collected in 1969                          | 165,149.91              |
| Garbage and Trash Disposal             | 68,445.00                 | 4a Commercial 146 12.18                                  | 3,641,400.00              | Cancelled, Abated or Adjusted (1969)       |                         |
| Public Buildings and Grounds           | 17,225.00                 | 4b Industrial 4 .43                                      | 129,450.00                | Transfers to Tax Title Liens or Foreclosed |                         |
| Other Public Works                     |                           | 4c Apartments 60 5.57                                    | 1,667,150.00              | Balance December 31, 1969                  | 15,808.12               |
| <b>HEALTH and WELFARE</b>              |                           | Total 3472 100.00  | 29,905,400.00             | <b>TAX TITLE LIENS OUTSTANDING</b>         |                         |
| Health Services Except Environmental   | 16,700.00                 | <b>CAPITAL DEBT AUTHORIZED, DECEMBER 31, 1969</b>        |                           | Balance January 1, 1969                    | 52,700.30               |
| Welfare-Public Assistance              | 8,175.00                  | <b>ISSUED AND UNISSUED GROSS DEBT NET DEBT</b>           |                           | Transfers From Taxes                       | 10,512.27               |
| Hospitals, Clinics, First Aid          |                           | School 1,991,000 557,426                                 |                           | Redeemed in 1969                           |                         |
| Animal, Insect, & Rodent Control       |                           | Self-liquidating 1,003,500 609,958                       |                           | Cancelled, Abated or Adjusted (1969)       |                         |
| Other Welfare Services                 |                           | Other 1,298,150 1,025,150                                |                           | Transfers to Foreclosed Property:          |                         |
| <b>RECREATION and CONSERVATION</b>     |                           | Total 4,292,650 2,192,535                                |                           | Balance December 31, 1969                  | 42,188.03               |
| Beaches and Boardwalks                 | 12,456.57                 | <b>ISSUED AND OUTSTANDING</b>                            |                           | <b>PROPERTY ACQUIRED BY DEED OR</b>        |                         |
| Parks, Playgrounds, Shade Trees        |                           | School 1,991,000.00                                      |                           | <b>FORECLOSURE</b>                         |                         |
| Land Reclamation & Conservation        |                           | Self-Liquidating 986,758.15                              |                           | Balance January 1, 1969                    | 43,689.00               |
| Other Recreational Services            | 12,100.00                 | Other 1,194,000.00                                       |                           | Transfers From Taxes or Liens              |                         |
| <b>EDUCATION (excluding schools)</b>   |                           | Total 4,171,758.15                                       |                           | Sale for Cash (1969)                       | 5,650.00                |
| Libraries                              | 2,500.00                  | <b>EQUALIZED VALUATION BASIS</b>                         |                           | Cancelled, Abated or Adjusted (1969)       |                         |
| Other Educational Services             |                           | <b>FOR NET DEBT COMPUTATION</b>                          | 35,839,342.00             | Balance December 31, 1969                  | 38,039.00               |
| <b>STATUTORY EXPENDITURES</b>          |                           | <b>1969 CAPITAL OUTLAY</b>                               | <b>TOTAL</b> 356,508.95   | <b>CURRENT FINANCES DECEMBER 31, 1969</b>  |                         |
| Pensions & F.I.C.A.                    | 40,457.00                 | Beaches and Boardwalks                                   | 303,810.80                | <b>ASSETS</b>                              |                         |
| Employee Fringe Benefits               | 12,000.00                 | Parks and Playgrounds                                    |                           | Cash Dec. 31, 1969                         | 177,982.90              |
| Other Statutory Expenditures           |                           | Public Buildings and Grounds                             | 12,206.20                 | Taxes Receivable                           | 230,003.75              |
| <b>MUNICIPAL FUNCTIONS</b>             | <b>TOTAL</b> 754,380.00   | Vehicular Equipment                                      |                           | Tax Title Liens                            | 42,188.03               |
| <b>CAPITAL IMPROVEMENTS</b>            | 6,000.00                  | Streets, Roads, Sidewalks, Storm Sewers                  | 4,374.27                  | Foreclosed Property                        | 38,039.00               |
| <b>DEBT SERVICE</b>                    |                           | Sewer System   | 459.32                    | Emergencies & Other Deferred Charges       | 56,030.78               |
| Principal Payments                     | 77,000.00                 | Water Service  |                           | State Aid Receivable                       | 47,098.00               |
| Interest Payments                      | 62,140.36                 | Other Utilities  | 35,658.36                 | Other Receivables                          | 8,007.22                |
| <b>DEFERRED CHARGES</b>                | 48,572.53                 | Hospitals and Clinics                                    |                           | <b>LIABILITIES</b>                         | <b>Total</b> 599,349.68 |
| SCHOOL, COUNTY, SPECIAL DISTRICT TAXES | 1,015,025.82              | Garbage and Trash Disposal Facilities                    |                           | Cash Liabilities                           | 195,456.76              |
| RESERVE FOR UNCOLLECTED TAXES          | 194,623.02                | Health Equipment   |                           | Reserves for Receivables                   | 318,238.00              |
| <b>EXPENDITURES</b>                    | <b>TOTAL</b> 2,157,741.73 | Library and Education Facilities                         |                           | Surplus Dec. 31, 1969                      | 85,654.92               |
|  |                           | Conservation and Recreation                              |                           | <b>Total</b>                               | 599,349.68              |
|  |                           | Other Expenditures                                       |                           |  |                         |

0907  
Population 1960 37,472  
Population 1969 37,430  
S & P Rating A  
Moody Rating AA  
Land Area 9.30 Sq. Miles

KEARNY TOWN  
Net Valuation Taxable 317,432,203  
State Equalized Value 370,702,093  
Net Valuation on Which County Taxes  
are apportioned: 409,132,712  
State Equalization Ratio .8563

- HUDSON COUNTY  
General Tax Rate Per \$100. 3.06  
State Equalized  
General Tax Rate: 2.62

PER CAPITA:  
Gross Debt 187.45  
Net Debt 154.47  
Debt Service 23.22  
Total Tax Levy 258.23  
Municipal Expenditures 192.53

PER CENT:  
Gross Debt 1.93  
Net Debt 1.59  
Tax Levy Collected 95.39  
Tax Levy Cancelled, Abated  
or Adjusted .34

| 1969 EXPENDITURES                             |                            | 1969 REVENUES                                     |                            | 1969 PROPERTY TAX                          |                   |
|---|----------------------------|---|----------------------------|--|-------------------|
| <b>GENERAL GOVERNMENT</b>                     |                            | 1969 — Property Taxes Collected                   |                            | <b>STATE EQUALIZED TAX RATE</b>            |                   |
| Governing Body & Public Boards                |                            |   | 9,219,980.48               | Local District School Taxes                | .96 3,563,719.00  |
| Municipal Clerk                               |                            | 1969 Payments in Lieu of Taxes                    |                            | Regional & Consolidated School Tax         |                   |
| Financial Administration                      | 116,442.00                 | Delinquent Tax & Lien Collections                 | 339,175.90                 | School Taxes in Municipal Budget           | .11 423,292.25    |
| Assessment of Taxes                           | 34,571.00                  | Business Personalty Replacement Taxes             | 1,712,246.00               | County Taxes                               | 1.28 4,731,636.63 |
| Collection of Taxes                           | 51,168.00                  | Taxes from Public Utilities                       | 2,652,336.47               | County Library Taxes                       |                   |
| Planning, Housing & Development               | 16,841.00                  | Other Miscellaneous Tax Revenues                  |                            | Local Municipal Purpose Taxes              | .23 834,680.20    |
| Human Resources                               | 300.00                     | State Aid Revenues                                | 381,929.70                 | Veteran & Senior Citizen Taxes             | .05 167,790.00    |
| Elections                                     | 8,066.00                   | Federal Aid Revenues                              |                            | Total Taxes for Rate Computation           | 2.63 9,721,118.08 |
| General Administration (other)                | 143,456.00                 | Sale of Acquired Property                         | 286,447.15                 | Special District Taxes                     |                   |
| <b>JUDICIARY</b>                              |                            | Other Miscellaneous Revenues                      | 244,597.25                 | Bank Stock Taxes                           | 9,843.74          |
| Municipal Courts                              | 27,279.00                  | 1969 Revenues                                     | 14,836,712.95              | Added and Omitted Taxes                    | 102,225.01        |
| <b>PUBLIC SAFETY</b>                          |                            | Prior Years Surplus Appropriated                  | 1,000,000.00               | Total Taxes Levied - ABSTRACT              | 9,665,396.83      |
| Fire Protection                               | 1,510,409.30               | <b>REVENUES</b>                                   | <b>TOTAL</b> 15,836,712.95 | <b>TOTAL TAXES BILLED</b>                  | 9,665,396.83      |
| Police Protection                             | 1,278,298.51               |   |                            | 1969 TAXES COLLECTED                       | 9,219,980.48      |
| Civil Defense & Disaster Control              | 4,400.00                   | <b>1969 REAL PROPERTY VALUATIONS</b>              |                            | 1969 Taxes Cancelled, Abated or Adjusted   | 32,762.22         |
| Environmental Inspection & Control            | 25,598.00                  | Code Class # of Parcels %VAL'N                    | ASSESSED VALUATION         | Transfer to Tax Title Liens or Foreclosed  | 876.03            |
| Other Public Safety                           | 23,148.00                  | 1 Vacant Land 644 3.93                            | 12,232,600.00              | Balance Outstanding Dec. 31, 1969          | 411,778.10        |
| <b>PUBLIC WORKS</b>                           |                            | 2 Residential 6475 43.53                          | 135,515,120.00             | <b>PRIOR YEARS TAXES OUTSTANDING</b>       |                   |
| Streets and Drainage                          | 381,050.00                 | 3 Farm  |                            | Balance January 1, 1969                    | 723,332.59        |
| Sewers and Sewage Processing                  | 268,560.47                 | 4a Commercial 620 14.08                           | 43,836,900.00              | Collected in 1969                          | 339,175.90        |
| Garbage and Trash Disposal                    | 300,899.00                 | 4b Industrial 213 35.92                           | 111,828,500.00             | Cancelled, Abated or Adjusted (1969)       | 1,919.96          |
| Public Buildings and Grounds                  | 37,183.00                  | 4c Apartments 95 2.53                             | 7,878,200.00               | Transfers to Tax Title Liens or Foreclosed | 10.68             |
| Other Public Works                            |                            | Total 8047 99.99                                  | 311,291,320.00             | Balance December 31, 1969                  | 382,226.05        |
| <b>HEALTH and WELFARE</b>                     |                            | <b>CAPITAL DEBT AUTHORIZED, DECEMBER 31, 1969</b> |                            | <b>TAX TITLE LIENS OUTSTANDING</b>         |                   |
| Health Services Except Environmental          | 91,787.00                  | ISSUED AND UNISSUED                               | GROSS DEBT                 | Balance January 1, 1969                    | 6,290.00          |
| Welfare-Public Assistance                     | 47,846.00                  | School  |                            | Transfers From Taxes                       | 890.32            |
| Hospitals, Clinics, First Aid                 | 46,000.00                  | Self-liquidating                                  | 1,234,424                  | Redeemed in 1969                           |                   |
| Animal, Insect, & Rodent Control              | 200.00                     | Other   | 5,781,990                  | Cancelled, Abated or Adjusted (1969)       |                   |
| Other Welfare Services                        |                            | Total   | 7,016,414                  | Transfers to Foreclosed Property:          |                   |
| <b>RECREATION and CONSERVATION</b>            |                            |   |                            | Balance December 31, 1969                  | 7,180.32          |
| Beaches and Boardwalks                        |                            | <b>ISSUED AND OUTSTANDING</b>                     |                            | <b>PROPERTY ACQUIRED BY DEED OR</b>        |                   |
| Parks, Playgrounds, Shade Trees               | 154,827.00                 | School  | 4,188,000.00               | <b>FORECLOSURE</b>                         |                   |
| Land Reclamation & Conservation               |                            | Self-Liquidating                                  | 449,000.00                 | Balance January 1, 1969                    | 1,119,569.15      |
| Other Recreational Services                   | 138,855.00                 | Other   | 4,728,000.00               | Transfers From Taxes or Liens              |                   |
| <b>EDUCATION (excluding schools)</b>          |                            | Total   | 9,365,000.00               | Sale for Cash (1969)                       | 183,487.15        |
| Libraries                                     | 108,307.00                 | <b>EQUALIZED VALUATION BASIS</b>                  |                            | Cancelled, Abated or Adjusted (1969)       |                   |
| Other Educational Services                    |                            | <b>FOR NET DEBT COMPUTATION</b>                   | 364,461,308.33             | Balance December 31, 1969                  | 936,082.00        |
| <b>STATUTORY EXPENDITURES</b>                 |                            | 1969 CAPITAL OUTLAY                               | TOTAL                      | <b>CURRENT FINANCES DECEMBER 31, 1969</b>  |                   |
| Pensions & F.I.C.A.                           | 767,283.77                 | Beaches and Boardwalks                            |                            | <b>ASSETS</b>                              |                   |
| Employee Fringe Benefits                      | 151,275.00                 | Parks and Playgrounds                             | 17,293.00                  | Cash Dec. 31, 1969                         | 1,836,968.69      |
| Other Statutory Expenditures                  |                            | Public Buildings and Grounds                      | 1,467.75                   | Taxes Receivable                           | 794,004.15        |
| <b>MUNICIPAL FUNCTIONS</b>                    |                            | Vehicular Equipment                               |                            | Tax Title Liens                            | 7,180.32          |
| <b>CAPITAL IMPROVEMENTS</b>                   |                            | Streets, Roads, Sidewalks, Storm Sewers           | 23,123.89                  | Foreclosed Property                        | 936,082.00        |
| <b>DEBT SERVICE</b>                           |                            | Sewer System                                      | 31,130.18                  | Emergencies & Other Deferred Charges       | 95,304.00         |
| Principal Payments                            | 583,000.00                 | Water Service                                     | 72,888.10                  | State Aid Receivable                       | 44,519.83         |
| Interest Payments                             | 286,233.50                 | Other Utilities                                   |                            | Other Receivables                          | 36,748.70         |
| <b>TYPE I SCHL DEBT *MEMO</b>                 | 423,292.25                 | Hospitals and Clinics                             |                            | Total                                      | 3,750,807.69      |
| <b>DEFERRED CHARGES</b>                       | 101,436.26                 | Garbage and Trash Disposal Facilities             |                            | <b>LIABILITIES</b>                         |                   |
| <b>SCHOOL, COUNTY, SPECIAL DISTRICT TAXES</b> | 8,718,647.88               | Health Equipment                                  |                            | Cash Liabilities                           | 322,400.02        |
| <b>RESERVE FOR UNCOLLECTED TAXES</b>          | 476,741.81                 | Library and Education Facilities                  |                            | Reserves for Receivables                   | 1,774,015.17      |
|   |                            | Conservation and Recreation                       |                            | Surplus Dec. 31, 1969                      | 1,654,392.50      |
| <b>EXPENDITURES</b>                           | <b>TOTAL</b> 15,925,109.50 | Other Expenditures                                | 204,780.28                 | Total                                      | 3,750,807.69      |

\* ABOVE DEBT SERVICE INCLUDES TYPE I SCHOOL DEBT

2008  
Population 1960 8,379  
Population 1969 9,420  
Moody Rating  
Land Area 2.10 Sq. Miles

KENILWORTH BORO - UNION COUNTY  
Net Valuation Taxable 36,404,550  
State Equalized Value 97,914,335  
Net Valuation on Which County Taxes are apportioned: 114,463,976  
State Equalization Ratio .3718  
General Tax Rate Per \$100. 5.91  
State Equalized General Tax Rate: 2.19

PER CAPITA:  
Gross Debt 203.46  
Net Debt 23.78  
Debt Service 4.50  
Total Tax Levy 226.90  
Municipal Expenditures 101.56

PER CENT:  
Gross Debt 2.10  
Net Debt .25  
Tax Levy Collected 98.82  
Tax Levy Cancelled, Abated or Adjusted .06

| 1969 EXPENDITURES                      |              | 1969 REVENUES                         |              | 1969 PROPERTY TAX                          |                   |
|--|--------------|---------------------------------------|--------------|--|-------------------|
| GENERAL GOVERNMENT                     |              | 1969 — Property Taxes Collected       |              | STATE EQUALIZED TAX RATE                   |                   |
| Governing Body & Public Boards         |              | 1969 Payments in Lieu of Taxes        | 2,115,333.82 | Local District School Taxes                | .64 623,166.10    |
| Municipal Clerk                        |              | Delinquent Tax & Lien Collections     | 4,726.33     | Regional & Consolidated School Tax         | .87 847,569.19    |
| Financial Administration               | 22,400.00    | Business Personalty Replacement Taxes | 47,530.95    | School Taxes in Municipal Budget           |                   |
| Assessment of Taxes                    | 11,570.00    | Taxes from Public Utilities           | 343,913.00   | County Taxes                               | .51 499,330.84    |
| Collection of Taxes                    | 25,175.00    | Other Miscellaneous Tax Revenues      | 173,645.03   | County Library Taxes                       |                   |
| Planning, Housing & Development        | 1,570.00     | State Aid Revenues                    | 37,885.88    | Local Municipal Purpose Taxes              | .13 122,395.81    |
| Human Resources                        |              | Federal Aid Revenues                  |              | Veteran & Senior Citizen Taxes             | .06 56,120.00     |
| Elections                              |              | Sale of Acquired Property             | 500.00       | Total Taxes for Rate Computation           | 2.21 2,148,581.94 |
| General Administration (other)         | 43,100.00    | Other Miscellaneous Revenues          | 108,776.63   | Special District Taxes                     |                   |
| JUDICIARY                              |              | 1969 Revenues                         | 2,832,311.64 | Bank Stock Taxes                           | 1,681.09          |
| Municipal Courts                       | 6,675.00     | Prior Years Surplus Appropriated      | 215,000.00   | Added and Omitted Taxes                    | 43,210.37         |
| PUBLIC SAFETY                          |              | REVENUES                              | 3,047,311.64 | Total Taxes Levied - ABSTRACT              | 2,137,353.40      |
| Fire Protection                        | 46,250.00    |                                       |              | TOTAL TAXES BILLED                         | 2,140,573.74      |
| Police Protection                      | 243,875.00   |                                       |              | 1969 TAXES COLLECTED                       | 2,115,333.82      |
| Civil Defense & Disaster Control       | 1,425.00     |                                       |              | 1969 Taxes Cancelled, Abated or Adjusted   | 1,272.90          |
| Environmental Inspection & Control     | 4,005.00     |                                       |              | Transfer to Tax Title Liens or Foreclosed  | 180.27            |
| Other Public Safety                    |              |                                       |              | Balance Outstanding Dec. 31, 1969          | 23,786.75         |
| PUBLIC WORKS                           |              |                                       |              | PRIOR YEARS TAXES OUTSTANDING              |                   |
| Streets and Drainage                   | 99,105.00    |                                       |              | Balance January 1, 1969                    | 51,811.49         |
| Sewers and Sewage Processing           | 33,960.00    |                                       |              | Collected in 1969                          | 47,530.95         |
| Garbage and Trash Disposal             | 50,680.00    |                                       |              | Cancelled, Abated or Adjusted (1969)       | 1,821.76          |
| Public Buildings and Grounds           | 12,230.00    |                                       |              | Transfers to Tax Title Liens or Foreclosed | 51.24             |
| Other Public Works                     |              |                                       |              | Balance December 31, 1969                  | 2,407.54          |
| HEALTH and WELFARE                     |              |                                       |              | TAX TITLE LIENS OUTSTANDING                |                   |
| Health Services Except Environmental   | 23,570.00    |                                       |              | Balance January 1, 1969                    | 1,499.54          |
| Welfare-Public Assistance              | 1,535.00     |                                       |              | Transfers From Taxes                       | 283.56            |
| Hospitals, Clinics, First Aid          |              |                                       |              | Redeemed in 1969                           |                   |
| Animal, Insect, & Rodent Control       | 2,035.00     |                                       |              | Cancelled, Abated or Adjusted (1969)       |                   |
| Other Welfare Services                 |              |                                       |              | Transfers to Foreclosed Property           |                   |
| RECREATION and CONSERVATION            |              |                                       |              | Balance December 31, 1969                  | 1,783.10          |
| Beaches and Boardwalks                 |              |                                       |              | PROPERTY ACQUIRED BY DEED OR               |                   |
| Parks, Playgrounds, Shade Trees        | 26,075.00    |                                       |              | FORECLOSURE                                |                   |
| Land Reclamation & Conservation        |              |                                       |              | Balance January 1, 1969                    | 19,325.00         |
| Other Recreational Services            | 1,300.00     |                                       |              | Transfers From Taxes or Liens              |                   |
| EDUCATION (excluding schools)          |              |                                       |              | Sale for Cash (1969)                       | 500.00            |
| Libraries                              | 12,170.00    |                                       |              | Cancelled, Abated or Adjusted (1969)       |                   |
| Other Educational Services             |              |                                       |              | Balance December 31, 1969                  | 18,825.00         |
| STATUTORY EXPENDITURES                 |              |                                       |              | CURRENT FINANCES DECEMBER 31, 1969         |                   |
| Pensions & F.I.C.A.                    | 58,000.00    |                                       |              | ASSETS                                     |                   |
| Employee Fringe Benefits               | 17,500.00    |                                       |              | Cash Dec. 31, 1969                         | 1,272,659.80      |
| Other Statutory Expenditures           |              |                                       |              | Taxes Receivable                           | 26,194.29         |
| MUNICIPAL FUNCTIONS                    |              |                                       |              | Tax Title Liens                            | 1,783.10          |
| CAPITAL IMPROVEMENTS                   | 31,000.00    |                                       |              | Foreclosed Property                        | 18,825.00         |
| DEBT SERVICE                           |              |                                       |              | Emergencies & Other Deferred Charges       |                   |
| Principal Payments                     | 35,000.00    |                                       |              | State Aid Receivable                       | 5,242.01          |
| Interest Payments                      | 7,400.00     |                                       |              | Other Receivables                          | 6,835.01          |
| DEFERRED CHARGES                       |              |                                       |              | Total                                      | 1,331,539.21      |
| SCHOOL, COUNTY, SPECIAL DISTRICT TAXES | 4,218.26     |                                       |              | LIABILITIES                                |                   |
| RESERVE FOR UNCOLLECTED TAXES          | 1,970,066.13 |                                       |              | Cash Liabilities                           | 804,992.70        |
|  | 134,452.52   |                                       |              | Reserves for Receivables                   | 53,637.40         |
| EXPENDITURES                           |              |                                       |              | Surplus Dec. 31, 1969                      | 472,909.11        |
| TOTAL                                  | 2,926,741.91 |                                       |              | Total                                      | 1,331,539.21      |

1322  
Population 1960 6,440  
Population 1969 8,320  
  
Moody Rating BA  
Land Area 1.40 Sq. Miles

# KEYPORT BORO

Net Valuation Taxable 33,154,041  
State Equalized Value 40,739,789  
Net Valuation on Which County Taxes  
are apportioned: 38,274,936  
State Equalization Ratio .8138

# - MONMOUTH COUNTY

General Tax Rate Per \$100. 4.89  
  
State Equalized  
General Tax Rate: 3.97

PER CAPITA:  
Gross Debt 310.48  
Net Debt 127.17  
Debt Service 7.16  
Total Tax Levy 193.06  
Municipal Expenditures 105.48

PER CENT:  
Gross Debt 7.09  
Net Debt 2.90  
Tax Levy Collected 90.43  
Tax Levy Cancelled, Abated  
or Adjusted

| 1969 EXPENDITURES                             |                           | 1969 REVENUES                         |                           | 1969 PROPERTY TAX                          |                   |
|---|---------------------------|---------------------------------------|---------------------------|--|-------------------|
| <b>GENERAL GOVERNMENT</b>                     |                           | 1969 — Property Taxes Collected       |                           | <b>STATE EQUALIZED TAX RATE</b>            |                   |
| Governing Body & Public Boards                |                           | 1969 Payments in Lieu of Taxes        | 1,444,888.15              | Local District School Taxes                | 2.27 924,373.83   |
| Municipal Clerk                               |                           | Delinquent Tax & Lien Collections     | 110,413.21                | Regional & Consolidated School Tax         |                   |
| Financial Administration                      | 18,491.02                 | Business Personalty Replacement Taxes | 56,209.00                 | School Taxes in Municipal Budget           |                   |
| Assessment of Taxes                           | 4,118.46                  | Taxes from Public Utilities           | 82,823.04                 | County Taxes                               | .56 228,583.14    |
| Collection of Taxes                           | 16,542.89                 | Other Miscellaneous Tax Revenues      |                           | County Library Taxes                       |                   |
| Planning, Housing & Development               |                           | State Aid Revenues                    | 31,162.69                 | Local Municipal Purpose Taxes              | 1.06 430,375.17   |
| Human Resources                               | 11,284.00                 | Federal Aid Revenues                  |                           | Veteran & Senior Citizen Taxes             | .09 38,140.00     |
| Elections                                     | 1,442.76                  | Sale of Acquired Property             |                           | Total Taxes for Rate Computation           | 3.98 1,621,472.14 |
| General Administration (other)                | 40,924.40                 | Other Miscellaneous Revenues          | 53,752.29                 | Special District Taxes                     |                   |
| <b>JUDICIARY</b>                              |                           | 1969 Revenues                         | 1,779,248.38              | Bank Stock Taxes                           | 7,666.14          |
| Municipal Courts                              | 7,721.48                  | Prior Years Surplus Appropriated      | 100,000.00                | Added and Omitted Taxes                    | 6,767.76          |
| <b>PUBLIC SAFETY</b>                          |                           | <b>REVENUES</b>                       | <b>TOTAL</b> 1,879,248.38 | Total Taxes Levied - ABSTRACT              | 1,606,253.71      |
| Fire Protection                               | 28,694.03                 |                                       |                           | <b>TOTAL TAXES BILLED</b>                  | 1,597,766.04      |
| Police Protection                             | 165,413.40                |                                       |                           | <b>1969 TAXES COLLECTED</b>                | 1,444,888.15      |
| Civil Defense & Disaster Control              | 549.32                    |                                       |                           | 1969 Taxes Cancelled, Abated or Adjusted   |                   |
| Environmental Inspection & Control            | 3,455.66                  |                                       |                           | Transfer to Tax Title Liens or Foreclosed  |                   |
| Other Public Safety                           |                           |                                       |                           | Balance Outstanding Dec. 31, 1969          | 152,877.89        |
| <b>PUBLIC WORKS</b>                           |                           |                                       |                           | <b>PRIOR YEARS TAXES OUTSTANDING</b>       |                   |
| Streets and Drainage                          | 97,288.45                 |                                       |                           | Balance January 1, 1969                    | 161,136.80        |
| Sewers and Sewage Processing                  | 29,797.16                 |                                       |                           | Collected in 1969                          | 105,506.03        |
| Garbage and Trash Disposal                    | 35,899.00                 |                                       |                           | Cancelled, Abated or Adjusted (1969)       |                   |
| Public Buildings and Grounds                  | 8,671.88                  |                                       |                           | Transfers to Tax Title Liens or Foreclosed |                   |
| Other Public Works                            |                           |                                       |                           | Balance December 31, 1969                  | 55,630.77         |
| <b>HEALTH and WELFARE</b>                     |                           |                                       |                           | <b>TAX TITLE LIENS OUTSTANDING</b>         |                   |
| Health Services Except Environmental          | 18,350.47                 |                                       |                           | Balance January 1, 1969                    | 46,284.33         |
| Welfare-Public Assistance                     | 15,296.19                 |                                       |                           | Transfers From Taxes                       |                   |
| Hospitals, Clinics, First Aid                 |                           |                                       |                           | Redeemed in 1969                           | 4,907.18          |
| Animal, Insect, & Rodent Control              |                           |                                       |                           | Cancelled, Abated or Adjusted (1969)       |                   |
| Other Welfare Services                        |                           |                                       |                           | Transfers to Foreclosed Property           |                   |
| <b>RECREATION and CONSERVATION</b>            |                           |                                       |                           | Balance December 31, 1969                  | 41,377.15         |
| Beaches and Boardwalks                        |                           |                                       |                           | <b>PROPERTY ACQUIRED BY DEED OR</b>        |                   |
| Parks, Playgrounds, Shade Trees               | 2,215.76                  |                                       |                           | <b>FORECLOSURE</b>                         |                   |
| Land Reclamation & Conservation               |                           |                                       |                           | Balance January 1, 1969                    | 57,950.00         |
| Other Recreational Services                   | 7,033.66                  |                                       |                           | Transfers From Taxes or Liens              |                   |
| <b>EDUCATION (excluding schools)</b>          |                           |                                       |                           | Sale for Cash (1969)                       |                   |
| Libraries                                     | 11,800.00                 |                                       |                           | Cancelled, Abated or Adjusted (1969)       |                   |
| Other Educational Services                    |                           |                                       |                           | Balance December 31, 1969                  | 57,950.00         |
| <b>STATUTORY EXPENDITURES</b>                 |                           |                                       |                           | <b>CURRENT FINANCES DECEMBER 31, 1969</b>  |                   |
| Pensions & F.I.C.A.                           | 35,727.67                 |                                       |                           | <b>ASSETS</b>                              |                   |
| Employee Fringe Benefits                      | 22,664.99                 |                                       |                           | Cash Dec. 31, 1969                         | 174,286.97        |
| Other Statutory Expenditures                  |                           |                                       |                           | Taxes Receivable                           | 208,508.66        |
| <b>MUNICIPAL FUNCTIONS</b>                    | <b>TOTAL</b> 583,382.65   |                                       |                           | Tax Title Liens                            | 41,377.15         |
| <b>CAPITAL IMPROVEMENTS</b>                   | 34,559.62                 |                                       |                           | Foreclosed Property                        | 57,950.00         |
| <b>DEBT SERVICE</b>                           |                           |                                       |                           | Emergencies & Other Deferred Charges       | 49,193.53         |
| Principal Payments                            | 36,500.00                 |                                       |                           | State Aid Receivable                       | 15,136.00         |
| Interest Payments                             | 23,058.50                 |                                       |                           | Other Receivables                          | 12,423.81         |
| <b>DEFERRED CHARGES</b>                       | 8,056.86                  |                                       |                           | <b>LIABILITIES</b>                         |                   |
| <b>SCHOOL, COUNTY, SPECIAL DISTRICT TAXES</b> | 1,161,444.64              |                                       |                           | Cash Liabilities                           | 46,143.73         |
| <b>RESERVE FOR UNCOLLECTED TAXES</b>          | 192,049.64                |                                       |                           | Reserves for Receivables                   | 320,259.62        |
| <b>EXPENDITURES</b>                           | <b>TOTAL</b> 2,039,051.91 |                                       |                           | Surplus Dec. 31, 1969                      | 192,472.77        |
|   |                           |                                       |                           | <b>Total</b>                               | 558,876.12        |

1016  
Population 1960 1,841  
Population 1969 2,170  
  
Moody Rating  
Land Area 35.60 Sq. Miles

KINGWOOD TWP - HUNTERDON COUNTY  
Net Valuation Taxable 18,054,520  
State Equalized Value 21,539,632 General Tax Rate Per \$100. 3.32  
Net Valuation on Which County Taxes are apportioned: 22,006,891 State Equalized  
State Equalization Ratio .8382 General Tax Rate: 2.78

PER CAPITA:  
Gross Debt 194.10  
Net Debt  
Debt Service  
Total Tax Levy 271.28  
Municipal Expenditures 111.05

PER CENT:  
Gross Debt 2.06  
Net Debt  
Tax Levy Collected 84.74  
Tax Levy Cancelled, Abated or Adjusted .05

| 1969 EXPENDITURES                      |            | 1969 REVENUES                                     |               | 1969 PROPERTY TAX                          |                 |
|--|------------|---|---------------|--|-----------------|
| GENERAL GOVERNMENT                     |            | 1969 — Property Taxes Collected                   |               | STATE EQUALIZED TAX RATE                   |                 |
| Governing Body & Public Boards         |            | 1969 Payments in Lieu of Taxes                    | 499,914.27    | Local District School Taxes                | 1.09 235,161.75 |
| Municipal Clerk                        |            | Delinquent Tax & Lien Collections                 | 92,622.63     | Regional & Consolidated School Tax         | .82 177,682.27  |
| Financial Administration               | 7,569.94   | Business Personalty Replacement Taxes             | 17,738.00     | School Taxes in Municipal Budget           |                 |
| Assessment of Taxes                    | 3,500.00   | Taxes from Public Utilities                       | 30,371.18     | County Taxes                               | .48 102,494.21  |
| Collection of Taxes                    | 1,753.59   | Other Miscellaneous Tax Revenues                  | 18,260.58     | County Library Taxes                       | .02 3,736.32    |
| Planning, Housing & Development        | 700.00     | State Aid Revenues                                |               | Local Municipal Purpose Taxes              | .30 65,685.27   |
| Human Resources                        |            | Federal Aid Revenues                              |               | Veteran & Senior Citizen Taxes             | .06 13,430.00   |
| Elections                              | 500.00     | Sale of Acquired Property                         | 15,340.35     | Total Taxes for Rate Computation           | 2.77 598,189.82 |
| General Administration (other)         | 4,015.73   | Other Miscellaneous Revenues                      | 15,340.35     | Special District Taxes                     |                 |
| JUDICIARY                              |            | 1969 Revenues                                     | 674,247.01    | Bank Stock Taxes                           |                 |
| Municipal Courts                       | 2,650.00   | Prior Years Surplus Appropriated                  | 28,000.00     | Added and Omitted Taxes                    | 3,924.15        |
| PUBLIC SAFETY                          |            | REVENUES  | 702,247.01    | Total Taxes Levied - ABSTRACT              | 588,683.97      |
| Fire Protection                        | 2,200.00   |   |               | TOTAL TAXES BILLED                         | 589,905.78      |
| Police Protection                      | 1,600.00   |   |               | 1969 TAXES COLLECTED                       | 499,914.27      |
| Civil Defense & Disaster Control       | 459.35     |   |               | 1969 Taxes Cancelled, Abated or Adjusted   | 308.90          |
| Environmental Inspection & Control     | 1,100.00   |   |               | Transfer to Tax Title Liens or Foreclosed  | 33.20           |
| Other Public Safety                    |            |   |               | Balance Outstanding Dec. 31, 1969          | 89,649.41       |
| PUBLIC WORKS                           |            | 1969 REAL PROPERTY VALUATIONS                     |               | PRIOR YEARS TAXES OUTSTANDING              |                 |
| Streets and Drainage                   | 80,100.00  | Code Class # of Parcels %VAL'N ASSESSED VALUATION |               | Balance January 1, 1969                    | 97,166.55       |
| Sewers and Sewage Processing           |            | 1 Vacant Land 134 4.50 796,550.00                 |               | Collected in 1969                          | 92,622.63       |
| Garbage and Trash Disposal             |            | 2 Residential 436 38.89 6,889,300.00              |               | Cancelled, Abated or Adjusted (1969)       |                 |
| Public Buildings and Grounds           | 800.00     | 3 Farm 423 48.81 8,645,600.00                     |               | Transfers to Tax Title Liens or Foreclosed | 18.00           |
| Other Public Works                     |            | 4a Commercial 24 6.38 1,130,900.00                |               | Balance December 31, 1969                  | 4,525.92        |
| HEALTH and WELFARE                     |            | 4b Industrial 3 1.42 251,100.00                   |               | TAX TITLE LIENS OUTSTANDING                |                 |
| Health Services Except Environmental   | 500.00     | 4c Apartments                                     |               | Balance January 1, 1969                    |                 |
| Welfare-Public Assistance              | 600.00     | Total 1020 100.00 17,713,450.00                   |               | Transfers From Taxes                       | 67.30           |
| Hospitals, Clinics, First Aid          |            | CAPITAL DEBT AUTHORIZED, DECEMBER 31, 1969        |               | Redeemed in 1969                           |                 |
| Animal, Insect, & Rodent Control       |            | ISSUED AND UNISSUED GROSS DEBT NET DEBT           |               | Cancelled, Abated or Adjusted (1969)       |                 |
| Other Welfare Services                 |            | School 401,067                                    |               | Transfers to Foreclosed Property           |                 |
| RECREATION and CONSERVATION            |            | Self-liquidating 20,136                           |               | Balance December 31, 1969                  | 67.30           |
| Beaches and Boardwalks                 |            | Other 421,203                                     |               | PROPERTY ACQUIRED BY DEED OR               |                 |
| Parks, Playgrounds, Shade Trees        | 50.00      | ISSUED AND OUTSTANDING                            |               | FORECLOSURE                                |                 |
| Land Reclamation & Conservation        |            | School 401,067.09                                 |               | Balance January 1, 1969                    |                 |
| Other Recreational Services            |            | Self-Liquidating                                  |               | Transfers From Taxes or Liens              |                 |
| EDUCATION (excluding schools)          |            | Other   |               | Sale for Cash (1969)                       |                 |
| Libraries                              |            | Total 401,067.09                                  |               | Cancelled, Abated or Adjusted (1969)       |                 |
| Other Educational Services             |            | EQUALIZED VALUATION BASIS                         |               | Balance December 31, 1969                  |                 |
| STATUTORY EXPENDITURES                 |            | FOR NET DEBT COMPUTATION                          | 20,450,935.33 | CURRENT FINANCES DECEMBER 31, 1969         |                 |
| Pensions & F.I.C.A.                    | 4,268.00   | 1969 CAPITAL OUTLAY                               | 49,633.74     | ASSETS                                     |                 |
| Employee Fringe Benefits               | 1,414.33   | Beaches and Boardwalks                            |               | Cash Dec. 31, 1969                         | 132,655.74      |
| Other Statutory Expenditures           |            | Parks and Playgrounds                             |               | Taxes Receivable                           | 94,175.33       |
| MUNICIPAL FUNCTIONS                    |            | Public Buildings and Grounds                      |               | Tax Title Liens                            | 67.30           |
| CAPITAL IMPROVEMENTS                   | 10,000.00  | Vehicular Equipment                               |               | Foreclosed Property                        |                 |
| DEBT SERVICE                           |            | Streets, Roads, Sidewalks, Storm Sewers           | 47,627.40     | Emergencies & Other Deferred Charges       | 272.82          |
| Principal Payments                     |            | Sewer System                                      |               | State Aid Receivable                       |                 |
| Interest Payments                      |            | Water Service                                     |               | Other Receivables                          | 8,531.42        |
| DEFERRED CHARGES                       | 24,425.77  | Other Utilities                                   |               | Total                                      | 235,702.61      |
| SCHOOL, COUNTY, SPECIAL DISTRICT TAXES | 519,074.55 | Hospitals and Clinics                             | 2,006.34      | LIABILITIES                                |                 |
| RESERVE FOR UNCOLLECTED TAXES          | 92,766.50  | Garbage and Trash Disposal Facilities             |               | Cash Liabilities                           | 103,813.01      |
|  |            | Health Equipment                                  |               | Reserves for Receivables                   | 102,774.05      |
|  |            | Library and Education Facilities                  |               | Surplus Dec. 31, 1969                      | 29,115.55       |
|  |            | Conservation and Recreation                       |               | Total                                      | 235,702.61      |
| EXPENDITURES                           | 760,047.76 | Other Expenditures                                |               |  |                 |

1415  
Population 1960 4,431  
Population 1969 6,630  
  
Moody Rating  
Land Area 19.70 Sq. Miles

KINNELON BORO  
Net Valuation Taxable 30,701,996  
State Equalized Value 79,353,827  
Net Valuation on Which County Taxes  
are apportioned: 78,154,475  
State Equalization Ratio .3869

- MORRIS COUNTY

General Tax Rate Per \$100. 8.82  
  
State Equalized  
General Tax Rate: 3.41

PER CAPITA:  
Gross Debt 557.39  
Net Debt 102.41  
Debt Service 3.85  
Total Tax Levy 407.38  
Municipal Expenditures 128.58

PER CENT:  
Gross Debt 5.07  
Net Debt .93  
Tax Levy Collected 96.35  
Tax Levy Cancelled, Abated  
or Adjusted .14

| 1969 EXPENDITURES                      |                     | 1969 REVENUES                                     |                     | 1969 PROPERTY TAX                          |                     |
|--|---------------------|---|---------------------|--|---------------------|
| <b>GENERAL GOVERNMENT</b>              |                     | 1969 — Property Taxes Collected 2,602,705.02      |                     | <b>STATE EQUALIZED TAX RATE</b> 2.41       |                     |
| Governing Body & Public Boards         |                     | 1969 Payments in Lieu of Taxes                    |                     | Local District School Taxes                | 1,910,261.00        |
| Municipal Clerk                        |                     | Delinquent Tax & Lien Collections                 | 98,801.28           | Regional & Consolidated School Tax         |                     |
| Financial Administration               | 28,000.00           | Business Personalty Replacement Taxes             | 13,417.00           | School Taxes in Municipal Budget           |                     |
| Assessment of Taxes                    | 9,475.00            | Taxes from Public Utilities                       | 77,250.84           | County Taxes                               | .40 316,916.85      |
| Collection of Taxes                    | 11,195.00           | Other Miscellaneous Tax Revenues                  |                     | County Library Taxes                       | .03 23,648.57       |
| Planning, Housing & Development        | 8,250.00            | State Aid Revenues                                | 29,865.63           | Local Municipal Purpose Taxes              | .53 418,182.39      |
| Human Resources                        |                     | Federal Aid Revenues                              |                     | Veteran & Senior Citizen Taxes             | .05 36,440.00       |
| Elections                              |                     | Sale of Acquired Property                         |                     | Total Taxes for Rate Computation           | 3.42 2,705,448.81   |
| General Administration (other)         | 68,880.00           | Other Miscellaneous Revenues                      | 59,734.12           | Special District Taxes                     |                     |
| <b>JUDICIARY</b>                       |                     | 1969 Revenues Total                               | 2,881,773.89        | Bank Stock Taxes                           | 997.57              |
| Municipal Courts                       | 3,050.00            | Prior Years Surplus Appropriated                  | 200,000.00          | Added and Omitted Taxes                    | 30,892.10           |
| <b>PUBLIC SAFETY</b>                   |                     | <b>REVENUES TOTAL</b>                             | <b>3,081,773.89</b> | Total Taxes Levied - ABSTRACT              | 2,700,898.48        |
| Fire Protection                        | 18,700.00           | <b>1969 REAL PROPERTY VALUATIONS</b>              |                     | <b>TOTAL TAXES BILLED</b>                  | <b>2,701,438.42</b> |
| Police Protection                      | 103,900.00          | Code Class # of Parcels %VAL'N                    | ASSESSED VALUATION  | 1969 TAXES COLLECTED                       | 2,602,705.02        |
| Civil Defense & Disaster Control       | 1,600.00            | 1 Vacant Land 982 7.65                            | 2,328,375.00        | 1969 Taxes Cancelled, Abated or Adjusted   | 3,907.79            |
| Environmental Inspection & Control     | 3,660.00            | 2 Residential 1984 86.87                          | 26,428,815.00       | Transfer to Tax Title Liens or Foreclosed  | 2,910.61            |
| Other Public Safety                    |                     | 3 Farm 2 .08                                      | 23,750.00           | Balance Outstanding Dec. 31, 1969          | 91,915.00           |
| <b>PUBLIC WORKS</b>                    |                     | 4a Commercial 76 5.40                             | 1,643,675.00        | <b>PRIOR YEARS TAXES OUTSTANDING</b>       |                     |
| Streets and Drainage                   | 90,600.00           | 4b Industrial                                     |                     | Balance January 1, 1969                    | 88,461.72           |
| Sewers and Sewage Processing           |                     | 4c Apartments                                     |                     | Collected in 1969                          | 88,204.09           |
| Garbage and Trash Disposal             | 70,000.00           | Total 3044 100.00                                 | 30,424,615.00       | Cancelled, Abated or Adjusted (1969)       | 255.30              |
| Public Buildings and Grounds           | 10,850.00           | <b>CAPITAL DEBT AUTHORIZED, DECEMBER 31, 1969</b> |                     | Transfers to Tax Title Liens or Foreclosed |                     |
| Other Public Works                     |                     | ISSUED AND UNISSUED                               | GROSS DEBT NET DEBT | Balance December 31, 1969                  | 2.33                |
| <b>HEALTH and WELFARE</b>              |                     | School 3,300,000                                  | 386,485             | <b>TAX TITLE LIENS OUTSTANDING</b>         |                     |
| Health Services Except Environmental   | 27,685.00           | Self-liquidating 103,000                          | 292,500             | Balance January 1, 1969                    | 21,629.09           |
| Welfare-Public Assistance              | 2,450.00            | Other 292,500                                     | 292,500             | Transfers From Taxes                       | 2,910.61            |
| Hospitals, Clinics, First Aid          | 3,600.00            | Total 3,695,500                                   | 678,985             | Redeemed in 1969                           | 10,597.19           |
| Animal, Insect, & Rodent Control       | 300.00              | <b>ISSUED AND OUTSTANDING</b>                     |                     | Cancelled, Abated or Adjusted (1969)       |                     |
| Other Welfare Services                 |                     | School 3,300,000.00                               |                     | Transfers to Foreclosed Property           |                     |
| <b>RECREATION and CONSERVATION</b>     |                     | Self-Liquidating 103,000.00                       |                     | Balance December 31, 1969                  | 13,942.51           |
| Beaches and Boardwalks                 |                     | Other 292,500.00                                  |                     | <b>PROPERTY ACQUIRED BY DEED OR</b>        |                     |
| Parks, Playgrounds, Shade Trees        |                     | Total 3,695,500.00                                |                     | <b>FORECLOSURE</b>                         |                     |
| Land Reclamation & Conservation        |                     | <b>EQUALIZED VALUATION BASIS</b>                  |                     | Balance January 1, 1969                    | 400.00              |
| Other Recreational Services            | 12,100.00           | FOR NET DEBT COMPUTATION                          | 72,837,851.33       | Transfers From Taxes or Liens              |                     |
| <b>EDUCATION (excluding schools)</b>   |                     | 1969 CAPITAL OUTLAY TOTAL                         | 181,141.64          | Sale for Cash (1969)                       |                     |
| Libraries                              | 30,500.00           | Beaches and Boardwalks                            |                     | Cancelled, Abated or Adjusted (1969)       |                     |
| Other Educational Services             |                     | Parks and Playgrounds                             | 1,600.00            | Balance December 31, 1969                  | 400.00              |
| <b>STATUTORY EXPENDITURES</b>          |                     | Public Buildings and Grounds                      |                     | <b>CURRENT FINANCES DECEMBER 31, 1969</b>  |                     |
| Pensions & F.I.C.A.                    | 23,106.00           | Vehicular Equipment                               | 30,000.00           | <b>ASSETS</b>                              |                     |
| Employee Fringe Benefits               | 2,500.00            | Streets, Roads, Sidewalks, Storm Sewers           | 41,521.14           | Cash Dec. 31, 1969                         | 462,546.76          |
| Other Statutory Expenditures           |                     | Sewer System                                      |                     | Taxes Receivable                           | 91,917.33           |
| <b>MUNICIPAL FUNCTIONS</b>             |                     | Water Service                                     | 108,020.50          | Tax Title Liens                            | 13,942.51           |
| <b>CAPITAL IMPROVEMENTS</b>            |                     | Other Utilities                                   |                     | Foreclosed Property                        | 400.00              |
| <b>DEBT SERVICE</b>                    |                     | Hospitals and Clinics                             |                     | Emergencies & Other Deferred Charges       |                     |
| Principal Payments                     | 15,000.00           | Garbage and Trash Disposal Facilities             |                     | State Aid Receivable                       | 25,416.00           |
| Interest Payments                      | 10,545.00           | Health Equipment                                  |                     | Other Receivables                          | 17.10               |
| <b>DEFERRED CHARGES</b>                |                     | Library and Education Facilities                  |                     | Total                                      | 594,239.70          |
| SCHOOL, COUNTY, SPECIAL DISTRICT TAXES | 83.79               | Conservation and Recreation                       |                     | <b>LIABILITIES</b>                         |                     |
| <b>RESERVE FOR UNCOLLECTED TAXES</b>   |                     | Other Expenditures                                |                     | Cash Liabilities                           | 125,214.69          |
|  | 240,321.69          |   |                     | Reserves for Receivables                   | 106,276.94          |
| <b>EXPENDITURES</b>                    |                     |   |                     | Surplus Dec. 31, 1969                      | 362,748.07          |
| <b>TOTAL</b>                           | <b>3,103,289.01</b> |   |                     | Total                                      | <b>594,239.70</b>   |

2113  
Population 1960 1,442  
Population 1969 1,690  
  
Moody Rating  
Land Area 25.90 Sq. Miles

KNOWLTON TWP  
Net Valuation Taxable 10,452,875  
State Equalized Value 16,406,961  
Net Valuation on Which County Taxes  
are apportioned: 16,582,460  
State Equalization Ratio .6371  
  
- WARREN COUNTY  
General Tax Rate Per \$100. 3.93  
State Equalized  
General Tax Rate: 2.50

PER CAPITA:  
Gross Debt 506.95  
Net Debt  
Debt Service  
Total Tax Levy 237.69  
Municipal Expenditures 88.54  
  
PER CENT:  
Gross Debt 5.67  
Net Debt  
Tax Levy Collected 85.43  
Tax Levy Cancelled, Abated  
or Adjusted .04

| 1969 EXPENDITURES                      |            | 1969 REVENUES                              |            | 1969 PROPERTY TAX                          |                |
|--|------------|--|------------|--|----------------|
| GENERAL GOVERNMENT                     |            | 1969 — Property Taxes Collected 343,263.62 |            | STATE EQUALIZED TAX RATE                   |                |
| Governing Body & Public Boards         |            | 1969 Payments in Lieu of Taxes             |            | Local District School Taxes 1.39           | 228,521.00     |
| Municipal Clerk                        |            | Delinquent Tax & Lien Collections          | 55,465.60  | Regional & Consolidated School Tax .17     | 28,517.34      |
| Financial Administration               | 2,180.00   | Business Personalty Replacement Taxes      | 19,613.00  | School Taxes in Municipal Budget           |                |
| Assessment of Taxes                    | 3,200.00   | Taxes from Public Utilities                | 37,578.17  | County Taxes                               | .73 119,347.38 |
| Collection of Taxes                    | 2,900.00   | Other Miscellaneous Tax Revenues           |            | County Library Taxes                       | .02 3,364.09   |
| Planning, Housing & Development        | 2,500.00   | State Aid Revenues                         | 19,860.44  | Local Municipal Purpose Taxes              | .13 21,000.00  |
| Human Resources                        |            | Federal Aid Revenues                       |            | Veteran & Senior Citizen Taxes             | .06 9,950.00   |
| Elections                              |            | Sale of Acquired Property                  |            | Total Taxes for Rate Computation 2.50      | 410,699.81     |
| General Administration (other)         | 9,100.00   | Other Miscellaneous Revenues               | 19,611.58  | Special District Taxes                     |                |
| JUDICIARY                              |            | 1969 Revenues                              | 495,392.41 | Bank Stock Taxes                           | 943.44         |
| Municipal Courts                       | 2,280.00   | Prior Years Surplus Appropriated           | 14,506.56  | Added and Omitted Taxes                    |                |
| PUBLIC SAFETY                          |            | REVENUES                                   | 509,898.97 | Total Taxes Levied - ABSTRACT              | 401,693.25     |
| Fire Protection                        | 1,000.00   |  |            | TOTAL TAXES BILLED                         | 401,812.19     |
| Police Protection                      | 4,250.00   |  |            | 1969 TAXES COLLECTED                       | 343,263.62     |
| Civil Defense & Disaster Control       | 220.00     |  |            | 1969 Taxes Cancelled, Abated or Adjusted   | 150.00         |
| Environmental Inspection & Control     |            |  |            | Transfer to Tax Title Liens or Foreclosed  | 846.93         |
| Other Public Safety                    |            |  |            | Balance Outstanding Dec. 31, 1969          | 57,551.64      |
| PUBLIC WORKS                           |            |  |            | PRIOR YEARS TAXES OUTSTANDING              |                |
| Streets and Drainage                   | 35,400.00  |  |            | Balance January 1, 1969                    | 55,016.80      |
| Sewers and Sewage Processing           |            |  |            | Collected in 1969                          | 53,279.42      |
| Garbage and Trash Disposal             | 750.00     |  |            | Cancelled, Abated or Adjusted (1969)       |                |
| Public Buildings and Grounds           |            |  |            | Transfers to Tax Title Liens or Foreclosed |                |
| Other Public Works                     |            |  |            | Balance December 31, 1969                  | 1,737.38       |
| HEALTH and WELFARE                     |            |  |            | TAX TITLE LIENS OUTSTANDING                |                |
| Health Services Except Environmental   | 400.00     |  |            | Balance January 1, 1969                    | 4,188.80       |
| Welfare-Public Assistance              | 400.00     |  |            | Transfers From Taxes                       | 846.93         |
| Hospitals, Clinics, First Aid          | 200.00     |  |            | Redeemed in 1969                           | 2,194.85       |
| Animal, Insect, & Rodent Control       | 300.00     |  |            | Cancelled, Abated or Adjusted (1969)       |                |
| Other Welfare Services                 |            |  |            | Transfers to Foreclosed Property           |                |
| RECREATION and CONSERVATION            |            |  |            | Balance December 31, 1969                  | 2,840.88       |
| Beaches and Boardwalks                 |            |  |            | PROPERTY ACQUIRED BY DEED OR               |                |
| Parks, Playgrounds, Shade Trees        |            |  |            | FORECLOSURE                                |                |
| Land Reclamation & Conservation        |            |  |            | Balance January 1, 1969                    |                |
| Other Recreational Services            | 100.00     |  |            | Transfers From Taxes or Liens              |                |
| EDUCATION (excluding schools)          |            |  |            | Sale for Cash (1969)                       |                |
| Libraries                              |            |  |            | Cancelled, Abated or Adjusted (1969)       |                |
| Other Educational Services             |            |  |            | Balance December 31, 1969                  |                |
| STATUTORY EXPENDITURES                 |            |  |            | CURRENT FINANCES DECEMBER 31, 1969         |                |
| Pensions & F.I.C.A.                    | 2,550.00   |  |            | ASSETS                                     |                |
| Employee Fringe Benefits               |            |  |            | Cash Dec. 31, 1969                         | 220,395.86     |
| Other Statutory Expenditures           |            |  |            | Taxes Receivable                           | 59,289.02      |
| MUNICIPAL FUNCTIONS                    |            |  |            | Tax Title Liens                            | 2,840.88       |
| CAPITAL IMPROVEMENTS                   |            |  |            | Foreclosed Property                        |                |
| DEBT SERVICE                           |            |  |            | Emergencies & Other Deferred Charges       |                |
| Principal Payments                     |            |  |            | State Aid Receivable                       | 27,027.83      |
| Interest Payments                      |            |  |            | Other Receivables                          | 4,446.24       |
| DEFERRED CHARGES                       |            |  |            | Total                                      | 313,999.83     |
| SCHOOL, COUNTY, SPECIAL DISTRICT TAXES | 379,749.81 |  |            | LIABILITIES                                |                |
| RESERVE FOR UNCOLLECTED TAXES          | 76,200.00  |  |            | Cash Liabilities                           | 147,084.79     |
| EXPENDITURES                           |            |  |            | Reserves for Receivables                   | 66,576.14      |
| TOTAL                                  | 529,379.81 |  |            | Surplus Dec. 31, 1969                      | 100,338.90     |
|  |            |  |            | Total                                      | 313,999.83     |

1512  
Population 1960 1,940  
Population 1969 3,170  
Moody Rating  
Land Area 91.73 Sq. Miles

LACEY TWP  
Net Valuation Taxable 51,649,136  
State Equalized Value 58,779,032  
Net Valuation on Which County Taxes  
are apportioned: 57,866,198  
State Equalization Ratio .8787

- OCEAN COUNTY  
General Tax Rate Per \$100. 1.84  
State Equalized  
General Tax Rate: 1.61

PER CAPITA:  
Gross Debt 309.66  
Net Debt  
Debt Service  
Total Tax Levy 295.50  
Municipal Expenditures 468.58

PER CENT:  
Gross Debt 1.89  
Net Debt  
Tax Levy Collected 91.50  
Tax Levy Cancelled, Abated  
or Adjusted

| 1969 EXPENDITURES                      |              | 1969 REVENUES                              |              | 1969 PROPERTY TAX                          |              |
|--|--------------|--|--------------|--|--------------|
| <b>GENERAL GOVERNMENT</b>              |              | 1969 — Property Taxes Collected 857,091.69 |              | <b>STATE EQUALIZED TAX RATE</b>            |              |
| Governing Body & Public Boards         |              | 1969 Payments in Lieu of Taxes             | 83,871.59    | Local District School Taxes .36            | 212,000.00   |
| Municipal Clerk                        |              | Delinquent Tax & Lien Collections          | 16,299.00    | Regional & Consolidated School Tax .64     | 374,848.57   |
| Financial Administration               | 34,900.00    | Business Personalty Replacement Taxes      | 1,264,806.32 | School Taxes in Municipal Budget           |              |
| Assessment of Taxes                    | 26,900.00    | Taxes from Public Utilities                | 11,255.15    | County Taxes .52                           | 302,813.30   |
| Collection of Taxes                    | 34,300.00    | Other Miscellaneous Tax Revenues           | 5,245.37     | County Library Taxes .02                   | 12,435.26    |
| Planning, Housing & Development        | 4,000.00     | State Aid Revenues                         | 91,289.53    | Local Municipal Purpose Taxes              |              |
| Human Resources                        |              | Federal Aid Revenues                       | 2,329,858.65 | Veteran & Senior Citizen Taxes .08         | 44,790.00    |
| Elections                              | 1,500.00     | Sale of Acquired Property                  | 215,000.00   | Total Taxes for Rate Computation 1.62      | 946,887.13   |
| General Administration (other)         | 56,357.45    | Other Miscellaneous Revenues               | 2,544,858.65 | Special District Taxes                     |              |
| <b>JUDICIARY</b>                       |              | 1969 Revenues                              | Total        | Bank Stock Taxes                           | 2,207.68     |
| Municipal Courts                       | 5,000.00     | Prior Years Surplus Appropriated           | 2,544,858.65 | Added and Omitted Taxes                    | 32,445.54    |
| <b>PUBLIC SAFETY</b>                   |              | <b>REVENUES</b>                            | <b>TOTAL</b> | Total Taxes Levied - ABSTRACT              | 936,750.35   |
| Fire Protection                        | 30,000.00    |  |              | <b>TOTAL TAXES BILLED</b>                  | 936,750.35   |
| Police Protection                      | 155,810.00   |  |              | 1969 TAXES COLLECTED                       | 857,091.69   |
| Civil Defense & Disaster Control       | 1,000.00     |  |              | 1969 Taxes Cancelled, Abated or Adjusted   |              |
| Environmental Inspection & Control     |              |  |              | Transfer to Tax Title Liens or Foreclosed  |              |
| Other Public Safety                    |              |  |              | Balance Outstanding Dec. 31, 1969          | 79,658.66    |
| <b>PUBLIC WORKS</b>                    |              |  |              | <b>PRIOR YEARS TAXES OUTSTANDING</b>       |              |
| Streets and Drainage                   | 102,042.55   |  |              | Balance January 1, 1969                    | 91,940.03    |
| Sewers and Sewage Processing           |              |  |              | Collected in 1969                          | 69,776.58    |
| Garbage and Trash Disposal             | 7,300.00     |  |              | Cancelled, Abated or Adjusted (1969)       |              |
| Public Buildings and Grounds           | 10,600.00    |  |              | Transfers to Tax Title Liens or Foreclosed |              |
| Other Public Works                     |              |  |              | Balance December 31, 1969                  | 22,163.45    |
| <b>HEALTH and WELFARE</b>              |              |  |              | <b>TAX TITLE LIENS OUTSTANDING</b>         |              |
| Health Services Except Environmental   | 6,550.00     |  |              | Balance January 1, 1969                    | 116,683.44   |
| Welfare-Public Assistance              | 3,700.00     |  |              | Transfers From Taxes                       |              |
| Hospitals, Clinics, First Aid          | 5,000.00     |  |              | Redeemed in 1969                           | 14,095.01    |
| Animal, Insect, & Rodent Control       | 16,850.00    |  |              | Cancelled, Abated or Adjusted (1969)       |              |
| Other Welfare Services                 |              |  |              | Transfers to Foreclosed Property           |              |
| <b>RECREATION and CONSERVATION</b>     |              |  |              | Balance December 31, 1969                  | 102,588.43   |
| Beaches and Boardwalks                 |              |  |              | <b>PROPERTY ACQUIRED BY DEED OR</b>        |              |
| Parks, Playgrounds, Shade Trees        | 23,100.00    |  |              | <b>FORECLOSURE</b>                         |              |
| Land Reclamation & Conservation        |              |  |              | Balance January 1, 1969                    | 34,758.71    |
| Other Recreational Services            | 1,500.00     |  |              | Transfers From Taxes or Liens              |              |
| <b>EDUCATION (excluding schools)</b>   |              |  |              | Sale for Cash (1969)                       |              |
| Libraries                              | 2,700.00     |  |              | Cancelled, Abated or Adjusted (1969)       |              |
| Other Educational Services             | 418,693.50   |  |              | Balance December 31, 1969                  | 34,758.71    |
| <b>STATUTORY EXPENDITURES</b>          |              |  |              | <b>CURRENT FINANCES DECEMBER 31, 1969</b>  |              |
| Pensions & F.I.C.A.                    | 15,381.00    |  |              | <b>ASSETS</b>                              |              |
| Employee Fringe Benefits               |              |  |              | Cash Dec. 31, 1969                         | 870,803.34   |
| Other Statutory Expenditures           |              |  |              | Taxes Receivable                           | 101,822.11   |
| <b>MUNICIPAL FUNCTIONS</b>             |              |  |              | Tax Title Liens                            | 102,588.43   |
| <b>CAPITAL IMPROVEMENTS</b>            |              |  |              | Foreclosed Property                        | 34,758.71    |
| <b>DEBT SERVICE</b>                    |              |  |              | Emergencies & Other Deferred Charges       | 18,400.00    |
| Principal Payments                     |              |  |              | State Aid Receivable                       | 65,381.00    |
| Interest Payments                      |              |  |              | Other Receivables                          | 19,155.28    |
|  |              |  |              | Total                                      | 1,212,908.87 |
| <b>DEFERRED CHARGES</b>                |              |  |              | <b>LIABILITIES</b>                         |              |
| SCHOOL, COUNTY, SPECIAL DISTRICT TAXES | 902,097.13   |  |              | Cash Liabilities                           | 627,119.95   |
| RESERVE FOR UNCOLLECTED TAXES          | 100,042.33   |  |              | Reserves for Receivables                   | 258,324.53   |
|  |              |  |              | Surplus Dec. 31, 1969                      | 327,464.39   |
| <b>EXPENDITURES</b>                    | <b>TOTAL</b> |  |              | Total                                      | 1,212,908.87 |
|  | 2,387,482.22 |  |              |  |              |



| 1913                      |       | LAFAYETTE TWP                       |            | - SUSSEX COUNTY             |      | PER CAPITA:            |        | PER CENT:                  |       |
|---------------------------|-------|-------------------------------------|------------|-----------------------------|------|------------------------|--------|----------------------------|-------|
| Population 1960           | 1,100 | Net Valuation Taxable               | 6,386,299  |                             |      | Gross Debt             | 167.88 | Gross Debt                 | 2.46  |
| Population 1969           | 1,440 | State Equalized Value               | 9,306,760  | General Tax Rate Per \$100. | 5.25 | Net Debt               | 18.75  | Net Debt                   | .27   |
|                           |       | Net Valuation on Which County Taxes |            |                             |      | Debt Service           |        | Tax Levy Collected         | 97.47 |
| Moody Rating              |       | are apportioned:                    | 11,436,581 | State Equalized             |      | Total Tax Levy         | 230.14 | Tax Levy Cancelled, Abated |       |
| Land Area 18.30 Sq. Miles |       | State Equalization Ratio            | .6862      | General Tax Rate:           | 3.60 | Municipal Expenditures | 67.71  | or Adjusted                |       |

| 1969 EXPENDITURES                      |           | 1969 REVENUES                   |  | 1969 PROPERTY TAX                          |  |
|--|-----------|---------------------------------|--|--|--|
| GENERAL GOVERNMENT                     |           | 1969 — Property Taxes Collected |  | STATE EQUALIZED TAX RATE                   |  |
| Governing Body & Public Boards         |           | 323,032.00                      |  | Local District School Taxes 1.12           |  |
| Municipal Clerk                        |           | 15,883.62                       |  | Regional & Consolidated School Tax 1.44    |  |
| Financial Administration               | 5,410.00  | 23,280.00                       |  | School Taxes in Municipal Budget           |  |
| Assessment of Taxes                    | 287.00    | 11,100.80                       |  | County Taxes .86                           |  |
| Collection of Taxes                    | 610.01    | 20,019.75                       |  | County Library Taxes .04                   |  |
| Planning, Housing & Development        | 200.00    | 5,456.78                        |  | Local Municipal Purpose Taxes .08          |  |
| Human Resources                        |           | 398,772.95                      |  | Veteran & Senior Citizen Taxes .06         |  |
| Elections                              | 393.00    | 19,000.00                       |  | Total Taxes for Rate Computation 3.60      |  |
| General Administration (other)         | 7,140.00  | 417,772.95                      |  | Special District Taxes                     |  |
| JUDICIARY                              |           | 5,456.78                        |  | Bank Stock Taxes                           |  |
| Municipal Courts                       |           | 398,772.95                      |  | Added and Omitted Taxes                    |  |
| PUBLIC SAFETY                          |           | 19,000.00                       |  | Total Taxes Levied - ABSTRACT              |  |
| Fire Protection                        | 1,000.00  | 417,772.95                      |  | TOTAL TAXES BILLED                         |  |
| Police Protection                      | 400.00    |                                 |  | 1969 TAXES COLLECTED                       |  |
| Civil Defense & Disaster Control       | 100.00    |                                 |  | 1969 Taxes Cancelled, Abated or Adjusted   |  |
| Environmental Inspection & Control     | 200.00    |                                 |  | Transfer to Tax Title Liens or Foreclosed  |  |
| Other Public Safety                    |           |                                 |  | Balance Outstanding Dec. 31, 1969          |  |
| PUBLIC WORKS                           |           |                                 |  | 8,371.55                                   |  |
| Streets and Drainage                   | 29,710.00 |                                 |  | PRIOR YEARS TAXES OUTSTANDING              |  |
| Sewers and Sewage Processing           |           |                                 |  | Balance January 1, 1969                    |  |
| Garbage and Trash Disposal             |           |                                 |  | 17,397.13                                  |  |
| Public Buildings and Grounds           | 6,020.00  |                                 |  | Collected in 1969                          |  |
| Other Public Works                     |           |                                 |  | 15,883.62                                  |  |
| HEALTH and WELFARE                     |           |                                 |  | Cancelled, Abated or Adjusted (1969)       |  |
| Health Services Except Environmental   | 440.00    |                                 |  | Transfers to Tax Title Liens or Foreclosed |  |
| Welfare-Public Assistance              | 400.00    |                                 |  | Balance December 31, 1969                  |  |
| Hospitals, Clinics, First Aid          | 200.00    |                                 |  | 1,513.51                                   |  |
| Animal, Insect, & Rodent Control       | 1,060.00  |                                 |  | TAX TITLE LIENS OUTSTANDING                |  |
| Other Welfare Services                 |           |                                 |  | Balance January 1, 1969                    |  |
| RECREATION and CONSERVATION            |           |                                 |  | 283.36                                     |  |
| Beaches and Boardwalks                 |           |                                 |  | Transfers From Taxes                       |  |
| Parks, Playgrounds, Shade Trees        |           |                                 |  | Redeemed in 1969                           |  |
| Land Reclamation & Conservation        |           |                                 |  | Cancelled, Abated or Adjusted (1969)       |  |
| Other Recreational Services            | 300.00    |                                 |  | Transfers to Foreclosed Property           |  |
| EDUCATION (excluding schools)          |           |                                 |  | Balance December 31, 1969                  |  |
| Libraries                              |           |                                 |  | 283.36                                     |  |
| Other Educational Services             |           |                                 |  | PROPERTY ACQUIRED BY DEED OR               |  |
| STATUTORY EXPENDITURES                 |           |                                 |  | FORECLOSURE                                |  |
| Pensions & F.I.C.A.                    | 1,589.00  |                                 |  | Balance January 1, 1969                    |  |
| Employee Fringe Benefits               |           |                                 |  | Transfers From Taxes or Liens              |  |
| Other Statutory Expenditures           |           |                                 |  | Sale for Cash (1969)                       |  |
| MUNICIPAL FUNCTIONS                    |           |                                 |  | Cancelled, Abated or Adjusted (1969)       |  |
| CAPITAL IMPROVEMENTS                   |           |                                 |  | Balance December 31, 1969                  |  |
| DEBT SERVICE                           |           |                                 |  | CURRENT FINANCES DECEMBER 31, 1969         |  |
| Principal Payments                     |           |                                 |  | ASSETS                                     |  |
| Interest Payments                      |           |                                 |  | Cash Dec. 31, 1969                         |  |
| DEFERRED CHARGES                       |           |                                 |  | 68,948.07                                  |  |
| SCHOOL, COUNTY, SPECIAL DISTRICT TAXES |           |                                 |  | Taxes Receivable                           |  |
| RESERVE FOR UNCOLLECTED TAXES          |           |                                 |  | 9,885.06                                   |  |
| EXPENDITURES                           |           |                                 |  | Tax Title Liens                            |  |
|  |           |                                 |  | 283.36                                     |  |
|  |           |                                 |  | Foreclosed Property                        |  |
|  |           |                                 |  | 537.75                                     |  |
|  |           |                                 |  | Emergencies & Other Deferred Charges       |  |
|  |           |                                 |  | 46,928.00                                  |  |
|  |           |                                 |  | State Aid Receivable                       |  |
|  |           |                                 |  | 17,079.70                                  |  |
|  |           |                                 |  | Other Receivables                          |  |
|  |           |                                 |  | Total                                      |  |
|  |           |                                 |  | 143,661.94                                 |  |
|  |           |                                 |  | LIABILITIES                                |  |
|  |           |                                 |  | Cash Liabilities                           |  |
|  |           |                                 |  | 62,720.25                                  |  |
|  |           |                                 |  | Reserves for Receivables                   |  |
|  |           |                                 |  | 27,248.12                                  |  |
|  |           |                                 |  | Surplus Dec. 31, 1969                      |  |
|  |           |                                 |  | 53,693.57                                  |  |
|  |           |                                 |  | Total                                      |  |
|  |           |                                 |  | 143,661.94                                 |  |

1513  
Population 1960 2,780  
Population 1969 3,410  
Moody Rating  
Land Area 1.16 Sq. Miles

# LAKEHURST BORO

Net Valuation Taxable 6,780,044  
State Equalized Value 6,816,169  
Net Valuation on Which County Taxes are apportioned: 6,455,572  
State Equalization Ratio .9947

# - OCEAN

# COUNTY

General Tax Rate Per \$100. 3.11  
State Equalized General Tax Rate: 3.09

# PER CAPITA:

Gross Debt 350.63  
Net Debt 255.53  
Debt Service 1.29  
Total Tax Levy 59.40  
Municipal Expenditures 51.47

# PER CENT:

Gross Debt 20.61  
Net Debt 15.02  
Tax Levy Collected 89.69  
Tax Levy Cancelled, Abated or Adjusted

| 1969 EXPENDITURES                      |                   | 1969 REVENUES                                     |                         | 1969 PROPERTY TAX                          |                   |
|--|-------------------|---|-------------------------|--|-------------------|
| <b>GENERAL GOVERNMENT</b>              |                   |   |                         | <b>STATE EQUALIZED TAX RATE</b>            |                   |
| Governing Body & Public Boards         |                   | 1969 — Property Taxes Collected                   | 181,682.66              | Local District School Taxes                | 1.27 86,376.00    |
| Municipal Clerk                        |                   | 1969 Payments in Lieu of Taxes                    |                         | Regional & Consolidated School Tax         |                   |
| Financial Administration               | 7,000.00          | Delinquent Tax & Lien Collections                 | 24,884.94               | School Taxes in Municipal Budget           |                   |
| Assessment of Taxes                    | 2,075.00          | Business Personalty Replacement Taxes             | 5,364.00                | County Taxes                               | .50 33,787.21     |
| Collection of Taxes                    | 4,600.00          | Taxes from Public Utilities                       | 14,178.58               | County Library Taxes                       | .02 1,387.50      |
| Planning, Housing & Development        | 200.00            | Other Miscellaneous Tax Revenues                  |                         | Local Municipal Purpose Taxes              | 1.15 78,153.93    |
| Human Resources                        |                   | State Aid Revenues                                | 12,894.54               | Veteran & Senior Citizen Taxes             | .16 11,140.00     |
| Elections                              |                   | Federal Aid Revenues                              |                         | Total Taxes for Rate Computation           | 3.10 210,844.64   |
| General Administration (other)         | 12,201.20         | Sale of Acquired Property                         |                         | Special District Taxes                     |                   |
| <b>JUDICIARY</b>                       |                   | Other Miscellaneous Revenues                      | 29,833.28               | Bank Stock Taxes                           | 2,123.95          |
| Municipal Courts                       | 3,012.93          | 1969 Revenues                                     | Total 268,838.00        | Added and Omitted Taxes                    | 730.17            |
| <b>PUBLIC SAFETY</b>                   |                   | Prior Years Surplus Appropriated                  | 13,693.22               | Total Taxes Levied - ABSTRACT              | 202,558.76        |
| Fire Protection                        | 7,000.00          | <b>REVENUES</b>                                   | <b>TOTAL 282,531.22</b> | <b>TOTAL TAXES BILLED</b>                  | <b>202,558.76</b> |
| Police Protection                      | 30,836.95         |   |                         | 1969 TAXES COLLECTED                       | 181,682.66        |
| Civil Defense & Disaster Control       | 400.00            | <b>1969 REAL PROPERTY VALUATIONS</b>              |                         | 1969 Taxes Cancelled, Abated or Adjusted   |                   |
| Environmental Inspection & Control     | 207.50            | Code Class # of Parcels %VAL'N                    | ASSESSED VALUATION      | Transfer to Tax Title Liens or Foreclosed  |                   |
| Other Public Safety                    |                   | 1 Vacant Land 115 4.46                            | 278,180.00              | Balance Outstanding Dec. 31, 1969          | 20,876.10         |
| <b>PUBLIC WORKS</b>                    |                   | 2 Residential 503 78.67                           | 4,909,660.00            | <b>PRIOR YEARS TAXES OUTSTANDING</b>       |                   |
| Streets and Drainage                   | 11,149.91         | 3 Farm 1 .18                                      | 11,200.00               | Balance January 1, 1969                    | 26,060.91         |
| Sewers and Sewage Processing           |                   | 4a Commercial 46 16.69                            | 1,041,655.00            | Collected in 1969                          | 23,525.64         |
| Garbage and Trash Disposal             | 16,664.80         | 4b Industrial                                     |                         | Cancelled, Abated or Adjusted (1969)       |                   |
| Public Buildings and Grounds           | 6,842.00          | 4c Apartments                                     |                         | Transfers to Tax Title Liens or Foreclosed |                   |
| Other Public Works                     |                   | Total 665 100.00                                  | 6,240,695.00            | Balance December 31, 1969                  | 2,535.27          |
| <b>HEALTH and WELFARE</b>              |                   | <b>CAPITAL DEBT AUTHORIZED, DECEMBER 31, 1969</b> |                         | <b>TAX TITLE LIENS OUTSTANDING</b>         |                   |
| Health Services Except Environmental   | 512.50            | ISSUED AND UNISSUED                               | GROSS DEBT NET DEBT     | Balance January 1, 1969                    | 8,036.64          |
| Welfare-Public Assistance              | 776.70            | School 410,650                                    | 236,624                 | Transfers From Taxes                       |                   |
| Hospitals, Clinics, First Aid          |                   | Self-liquidating 781,000                          | 630,749                 | Redeemed in 1969                           | 1,359.30          |
| Animal, Insect, & Rodent Control       | 340.36            | Other 4,000                                       | 4,000                   | Cancelled, Abated or Adjusted (1969)       |                   |
| Other Welfare Services                 |                   | Total 1,195,650                                   | 871,374                 | Transfers to Foreclosed Property           |                   |
| <b>RECREATION and CONSERVATION</b>     |                   | ISSUED AND OUTSTANDING                            |                         | Balance December 31, 1969                  | 6,677.34          |
| Beaches and Boardwalks                 |                   | School 402,000.00                                 |                         | <b>PROPERTY ACQUIRED BY DEED OR</b>        |                   |
| Parks, Playgrounds, Shade Trees        |                   | Self-Liquidating 466,000.00                       |                         | <b>FORECLOSURE</b>                         |                   |
| Land Reclamation & Conservation        |                   | Other 4,000.00                                    |                         | Balance January 1, 1969                    | 9,500.00          |
| Other Recreational Services            | 1,000.00          | Total 872,000.00                                  |                         | Transfers From Taxes or Liens              |                   |
| <b>EDUCATION (excluding schools)</b>   |                   | <b>EQUALIZED VALUATION BASIS</b>                  |                         | Sale for Cash (1969)                       |                   |
| Libraries                              |                   | FOR NET DEBT COMPUTATION                          | 5,800,849.00            | Cancelled, Abated or Adjusted (1969)       |                   |
| Other Educational Services             |                   | 1969 CAPITAL OUTLAY                               | TOTAL 1,250.00          | Balance December 31, 1969                  | 9,500.00          |
| <b>STATUTORY EXPENDITURES</b>          |                   | Beaches and Boardwalks                            |                         | <b>CURRENT FINANCES DECEMBER 31, 1969</b>  |                   |
| Pensions & F.I.C.A.                    | 6,022.18          | Parks and Playgrounds                             |                         | <b>ASSETS</b>                              |                   |
| Employee Fringe Benefits               |                   | Public Buildings and Grounds                      | 1,250.00                | Cash Dec. 31, 1969                         | 47,675.50         |
| Other Statutory Expenditures           |                   | Vehicular Equipment                               |                         | Taxes Receivable                           | 23,411.37         |
| <b>MUNICIPAL FUNCTIONS</b>             |                   | Streets, Roads, Sidewalks, Storm Sewers           |                         | Tax Title Liens                            | 6,677.34          |
| <b>CAPITAL IMPROVEMENTS</b>            |                   | Sewer System                                      |                         | Foreclosed Property                        | 9,500.00          |
| <b>DEBT SERVICE</b>                    |                   | Water Service                                     |                         | Emergencies & Other Deferred Charges       | 6,218.03          |
| Principal Payments                     | 4,000.00          | Other Utilities                                   |                         | State Aid Receivable                       | 5,231.00          |
| Interest Payments                      | 400.00            | Hospitals and Clinics                             |                         | Other Receivables                          | 14,013.94         |
| <b>DEFERRED CHARGES</b>                |                   | Garbage and Trash Disposal Facilities             |                         | Total                                      | 112,727.18        |
| SCHOOL, COUNTY, SPECIAL DISTRICT TAXES | 34,608.52         | Health Equipment                                  |                         | <b>LIABILITIES</b>                         |                   |
| RESERVE FOR UNCOLLECTED TAXES          | 24,398.90         | Library and Education Facilities                  |                         | Cash Liabilities                           | 40,693.70         |
|  |                   | Conservation and Recreation                       |                         | Reserves for Receivables                   | 53,602.65         |
| <b>EXPENDITURES</b>                    |                   | Other Expenditures                                |                         | Surplus Dec. 31, 1969                      | 18,430.83         |
| <b>TOTAL</b>                           | <b>297,050.16</b> |   |                         | <b>Total</b>                               | <b>112,727.18</b> |

1514  
Population 1960 16,020  
Population 1969 25,560  
  
Moody Rating BA  
Land Area 25.80 Sq. Miles

LAKEWOOD TWP - OCEAN COUNTY  
Net Valuation Taxable 121,592,413  
State Equalized Value 132,844,327  
Net Valuation on Which County Taxes are apportioned: 137,067,834  
State Equalization Ratio .9153  
General Tax Rate Per \$100. 4.48  
State Equalized General Tax Rate: 4.10

PER CAPITA:  
Gross Debt 421.20  
Net Debt 236.72  
Debt Service 9.84  
Total Tax Levy 216.33  
Municipal Expenditures 116.43

PER CENT:  
Gross Debt 9.13  
Net Debt 5.13  
Tax Levy Collected 89.95  
Tax Levy Cancelled, Abated or Adjusted

| 1969 EXPENDITURES                      |              | 1969 REVENUES                                |              | 1969 PROPERTY TAX                          |                   |
|--|--------------|--|--------------|--|-------------------|
| GENERAL GOVERNMENT                     |              | 1969 — Property Taxes Collected 4,973,342.25 |              | STATE EQUALIZED TAX RATE 2.30 3,053,642.50 |                   |
| Governing Body & Public Boards         |              | 1969 Payments in Lieu of Taxes               |              | Local District School Taxes                |                   |
| Municipal Clerk                        |              | Delinquent Tax & Lien Collections            | 397,887.95   | Regional & Consolidated School Tax         |                   |
| Financial Administration               | 106,996.61   | Business Personality Replacement Taxes       | 116,060.00   | School Taxes in Municipal Budget           |                   |
| Assessment of Taxes                    | 25,361.81    | Taxes from Public Utilities                  | 357,407.09   | County Taxes                               | .54 714,661.72    |
| Collection of Taxes                    | 49,155.00    | Other Miscellaneous Tax Revenues             |              | County Library Taxes                       |                   |
| Planning, Housing & Development        | 24,545.00    | State Aid Revenues                           | 85,401.31    | Local Municipal Purpose Taxes              | 1.17 1,554,675.28 |
| Human Resources                        | 654.00       | Federal Aid Revenues                         |              | Veteran & Senior Citizen Taxes             | .09 117,980.00    |
| Elections                              | 7,000.00     | Sale of Acquired Property                    | 11,675.00    | Total Taxes for Rate Computation           | 4.10 5,440,959.50 |
| General Administration (other)         | 189,230.42   | Other Miscellaneous Revenues                 | 243,003.21   | Special District Taxes                     |                   |
| JUDICIARY                              |              | 1969 Revenues                                | 6,184,776.81 | Bank Stock Taxes                           | 14,411.72         |
| Municipal Courts                       | 32,415.00    | Prior Years Surplus Appropriated             | 350,000.00   | Added and Omitted Taxes                    | 191,903.32        |
| PUBLIC SAFETY                          |              | REVENUES                                     | 6,534,776.81 | Total Taxes Levied - ABSTRACT              | 5,529,294.54      |
| Fire Protection                        | 85,038.00    |  |              | TOTAL TAXES BILLED                         | 5,529,294.54      |
| Police Protection                      | 540,903.35   |  |              | 1969 TAXES COLLECTED                       | 4,973,342.25      |
| Civil Defense & Disaster Control       | 8,975.00     |  |              | 1969 Taxes Cancelled, Abated or Adjusted   |                   |
| Environmental Inspection & Control     | 42,865.26    |  |              | Transfer to Tax Title Liens or Foreclosed  |                   |
| Other Public Safety                    |              |  |              | Balance Outstanding Dec. 31, 1969          | 555,952.29        |
| PUBLIC WORKS                           |              |  |              | PRIOR YEARS TAXES OUTSTANDING              |                   |
| Streets and Drainage                   | 327,158.10   |  |              | Balance January 1, 1969                    | 622,828.64        |
| Sewers and Sewage Processing           |              |  |              | Collected in 1969                          | 366,011.37        |
| Garbage and Trash Disposal             | 109,508.38   |  |              | Cancelled, Abated or Adjusted (1969)       |                   |
| Public Buildings and Grounds           | 66,222.90    |  |              | Transfers to Tax Title Liens or Foreclosed |                   |
| Other Public Works                     | 27,219.89    |  |              | Balance December 31, 1969                  | 256,817.27        |
| HEALTH and WELFARE                     |              |  |              | TAX TITLE LIENS OUTSTANDING                |                   |
| Health Services Except Environmental   | 29,000.00    |  |              | Balance January 1, 1969                    | 143,874.96        |
| Welfare-Public Assistance              | 25,870.00    |  |              | Transfers From Taxes                       |                   |
| Hospitals, Clinics, First Aid          | 30,000.00    |  |              | Redeemed in 1969                           | 31,876.58         |
| Animal, Insect, & Rodent Control       |              |  |              | Cancelled, Abated or Adjusted (1969)       |                   |
| Other Welfare Services                 |              |  |              | Transfers to Foreclosed Property:          |                   |
| RECREATION and CONSERVATION            |              |  |              | Balance December 31, 1969                  | 111,998.38        |
| Beaches and Boardwalks                 |              |  |              | PROPERTY ACQUIRED BY DEED OR               |                   |
| Parks, Playgrounds, Shade Trees        | 59,159.28    |  |              | FORECLOSURE                                |                   |
| Land Reclamation & Conservation        |              |  |              | Balance January 1, 1969                    | 372,719.00        |
| Other Recreational Services            | 46,725.00    |  |              | Transfers From Taxes or Liens              |                   |
| EDUCATION (excluding schools)          |              |  |              | Sale for Cash (1969)                       | 11,675.00         |
| Libraries                              | 70,235.00    |  |              | Cancelled, Abated or Adjusted (1969)       |                   |
| Other Educational Services             |              |  |              | Balance December 31, 1969                  | 361,044.00        |
| STATUTORY EXPENDITURES                 |              |  |              | CURRENT FINANCES DECEMBER 31, 1969         |                   |
| Pensions & F.I.C.A.                    | 107,655.00   |  |              | ASSETS                                     |                   |
| Employee Fringe Benefits               | 27,779.00    |  |              | Cash Dec. 31, 1969                         | 678,328.08        |
| Other Statutory Expenditures           |              |  |              | Taxes Receivable                           | 812,769.56        |
| MUNICIPAL FUNCTIONS                    |              |  |              | Tax Title Liens                            | 111,998.38        |
| CAPITAL IMPROVEMENTS                   | 39,000.00    |  |              | Foreclosed Property                        | 361,044.00        |
| DEBT SERVICE                           |              |  |              | Emergencies & Other Deferred Charges       |                   |
| Principal Payments                     | 140,000.00   |  |              | State Aid Receivable                       | 46,781.00         |
| Interest Payments                      | 111,548.00   |  |              | Other Receivables                          | 11,875.86         |
|  |              |  |              | Total                                      | 2,022,796.88      |
| DEFERRED CHARGES                       | 7,357.00     |  |              | LIABILITIES                                |                   |
| SCHOOL, COUNTY, SPECIAL DISTRICT TAXES | 3,768,304.22 |  |              | Cash Liabilities                           | 191,794.01        |
| RESERVE FOR UNCOLLECTED TAXES          | 638,464.00   |  |              | Reserves for Receivables                   | 1,297,687.80      |
|  |              |  |              | Surplus Dec. 31, 1969                      | 533,315.07        |
| EXPENDITURES                           | 6,744,345.22 |  | 210,189.45   | Total                                      | 2,022,796.88      |

1017  
Population 1960 4,269  
Population 1969 4,600  
Moody Rating  
Land Area 1.10 Sq. Miles

LAMBERTVILLE CITY - HUNTERDON COUNTY  
Net Valuation Taxable 13,843,733  
State Equalized Value 15,572,253  
Net Valuation on Which County Taxes  
are apportioned: 16,691,802  
State Equalization Ratio .8890  
General Tax Rate Per \$100. 4.93  
State Equalized  
General Tax Rate: 4.38

PER CAPITA:  
Gross Debt 173.84  
Net Debt 44.42  
Debt Service .02  
Total Tax Levy 143.51  
Municipal Expenditures 91.44

PER CENT:  
Gross Debt 5.70  
Net Debt 1.46  
Tax Levy Collected 86.65  
Tax Levy Cancelled, Abated  
or Adjusted

| 1969 EXPENDITURES                      |            | 1969 REVENUES                              |                     | 1969 PROPERTY TAX                          |                 |
|--|------------|--|---------------------|--|-----------------|
| GENERAL GOVERNMENT                     |            | 1969 — Property Taxes Collected            |                     | STATE EQUALIZED TAX RATE                   |                 |
| Governing Body & Public Boards         |            |  | 572,042.28          | Local District School Taxes                | 1.03 161,033.94 |
| Municipal Clerk                        | 7,650.00   | 1969 Payments in Lieu of Taxes             |                     | Regional & Consolidated School Tax         | 1.96 305,090.41 |
| Financial Administration               | 16,250.00  | Delinquent Tax & Lien Collections          | 98,685.04           | School Taxes in Municipal Budget           |                 |
| Assessment of Taxes                    | 22,700.00  | Business Personalty Replacement Taxes      | 56,209.00           | County Taxes                               | .51 78,715.50   |
| Collection of Taxes                    | 8,850.00   | Taxes from Public Utilities                | 40,042.45           | County Library Taxes                       |                 |
| Planning, Housing & Development        | 17,600.00  | Other Miscellaneous Tax Revenues           |                     | Local Municipal Purpose Taxes              | .71 109,942.75  |
| Human Resources                        |            | State Aid Revenues                         | 19,974.76           | Veteran & Senior Citizen Taxes             | .17 26,850.00   |
| Elections                              | 2,000.00   | Federal Aid Revenues                       |                     | Total Taxes for Rate Computation           | 4.38 681,632.60 |
| General Administration (other)         | 8,100.02   | Sale of Acquired Property                  |                     | Special District Taxes                     |                 |
| JUDICIARY                              |            | Other Miscellaneous Revenues               | 50,405.85           | Bank Stock Taxes                           | 4,231.84        |
| Municipal Courts                       | 4,600.00   | 1969 Revenues                              | 837,359.38          | Added and Omitted Taxes                    | 1,133.68        |
| PUBLIC SAFETY                          |            | Prior Years Surplus Appropriated           | 46,000.00           | Total Taxes Levied - ABSTRACT              | 660,148.12      |
| Fire Protection                        | 18,051.00  | REVENUES                                   | 883,359.38          | TOTAL TAXES BILLED                         | 660,148.12      |
| Police Protection                      | 69,619.00  |  |                     | 1969 TAXES COLLECTED                       | 572,042.28      |
| Civil Defense & Disaster Control       | 500.00     | 1969 REAL PROPERTY VALUATIONS              |                     | 1969 Taxes Cancelled, Abated or Adjusted   |                 |
| Environmental Inspection & Control     | 2,380.00   | Code Class # of Parcels %VAL'N             | ASSESSED VALUATION  | Transfer to Tax Title Liens or Foreclosed  |                 |
| Other Public Safety                    |            | 1 Vacant Land 133 1.22                     | 162,600.00          | Balance Outstanding Dec. 31, 1969          | 88,105.84       |
| PUBLIC WORKS                           |            | 2 Residential 1121 64.05                   | 8,523,200.00        | PRIOR YEARS TAXES OUTSTANDING              |                 |
| Streets and Drainage                   | 46,265.00  | 3 Farm 1 .31                               | 41,500.00           | Balance January 1, 1969                    | 128,763.90      |
| Sewers and Sewage Processing           |            | 4a Commercial 174 24.46                    | 3,254,500.00        | Collected in 1969                          | -97,787.21      |
| Garbage and Trash Disposal             | 46,904.00  | 4b Industrial 11 4.43                      | 589,000.00          | Cancelled, Abated or Adjusted (1969)       |                 |
| Public Buildings and Grounds           | 4,250.00   | 4c Apartments 29 5.53                      | 736,100.00          | Transfers to Tax Title Liens or Foreclosed |                 |
| Other Public Works                     |            | Total 1469 100.00                          | 13,306,900.00       | Balance December 31, 1969                  | 30,976.69       |
| HEALTH and WELFARE                     |            | CAPITAL DEBT AUTHORIZED, DECEMBER 31, 1969 |                     | TAX TITLE LIENS OUTSTANDING                |                 |
| Health Services Except Environmental   | 1,850.00   | ISSUED AND UNISSUED                        | GROSS DEBT NET DEBT | Balance January 1, 1969                    | 6,778.57        |
| Welfare-Public Assistance              | 3,275.00   | School                                     | 799,686 204,317     | Transfers From Taxes                       |                 |
| Hospitals, Clinics, First Aid          |            | Self-liquidating                           |                     | Redeemed in 1969                           | 1,503.08        |
| Animal, Insect, & Rodent Control       | 200.00     | Other                                      |                     | Cancelled, Abated or Adjusted (1969)       |                 |
| Other Welfare Services                 |            | Total                                      | 799,686 204,317     | Transfers to Foreclosed Property           |                 |
| RECREATION and CONSERVATION            |            | ISSUED AND OUTSTANDING                     |                     | Balance December 31, 1969                  | 5,275.49        |
| Beaches and Boardwalks                 | 600.00     | School                                     | 555,000.00          | PROPERTY ACQUIRED BY DEED OR               |                 |
| Parks, Playgrounds, Shade Trees        | 3,400.00   | Self-Liquidating                           |                     | FORECLOSURE                                |                 |
| Land Reclamation & Conservation        |            | Other                                      |                     | Balance January 1, 1969                    | 12,955.00       |
| Other Recreational Services            |            | Total                                      | 555,000.00          | Transfers From Taxes or Liens              |                 |
| EDUCATION (excluding schools)          |            | EQUALIZED VALUATION BASIS                  |                     | Sale for Cash (1969)                       |                 |
| Libraries                              | 3,800.00   | FOR NET DEBT COMPUTATION                   | 14,027,282.33       | Cancelled, Abated or Adjusted (1969)       |                 |
| Other Educational Services             |            | 1969 CAPITAL OUTLAY                        | TOTAL               | Balance December 31, 1969                  | 12,955.00       |
| STATUTORY EXPENDITURES                 |            | Beaches and Boardwalks                     | 750.00              | CURRENT FINANCES DECEMBER 31, 1969         |                 |
| Pensions & F.I.C.A.                    | 9,500.00   | Parks and Playgrounds                      |                     | ASSETS                                     |                 |
| Employee Fringe Benefits               | 1,500.00   | Public Buildings and Grounds               |                     | Cash Dec. 31, 1969                         | 142,963.17      |
| Other Statutory Expenditures           |            | Vehicular Equipment                        |                     | Taxes Receivable                           | 119,082.53      |
| MUNICIPAL FUNCTIONS                    | TOTAL      | Streets, Roads, Sidewalks, Storm Sewers    |                     | Tax Title Liens                            | 5,275.49        |
| CAPITAL IMPROVEMENTS                   | 5,750.00   | Sewer System                               |                     | Foreclosed Property                        | 12,955.00       |
| DEBT SERVICE                           |            | Water Service                              |                     | Emergencies & Other Deferred Charges       | 39,300.00       |
| Principal Payments                     |            | Other Utilities                            |                     | State Aid Receivable                       | 5,336.00        |
| Interest Payments                      | 104.17     | Hospitals and Clinics                      |                     | Other Receivables                          | 4,612.94        |
| DEFERRED CHARGES                       | 4,300.00   | Garbage and Trash Disposal Facilities      |                     | Total                                      | 329,525.13      |
| SCHOOL, COUNTY, SPECIAL DISTRICT TAXES | 544,839.85 | Health Equipment                           |                     | LIABILITIES                                |                 |
| RESERVE FOR UNCOLLECTED TAXES          | 110,617.47 | Library and Education Facilities           |                     | Cash Liabilities                           | 98,714.06       |
|  |            | Conservation and Recreation                |                     | Reserves for Receivables                   | 141,925.96      |
| EXPENDITURES                           | TOTAL      | Other Expenditures                         | 750.00              | Surplus Dec. 31, 1969                      | 88,885.11       |
|  | 965,455.51 |  |                     | Total                                      | 329,525.13      |

0420  
Population 1960 2,028  
Population 1969 2,630  
  
Moody Rating  
Land Area .43 Sq. Miles

LAUREL SPRINGS BORO - CAMDEN COUNTY  
Net Valuation Taxable 5,249,118  
State Equalized Value 11,413,607 General Tax Rate Per \$100. 8.12  
Net Valuation on Which County Taxes  
are apportioned: 10,917,786 State Equalized  
State Equalization Ratio .4599 General Tax Rate: 3.73

PER CAPITA:  
Gross Debt 11.41  
Net Debt  
Debt Service  
Total Tax Levy 157.13  
Municipal Expenditures 77.75

PER CENT:  
Gross Debt .31  
Net Debt  
Tax Levy Collected 99.30  
Tax Levy Cancelled, Abated  
or Adjusted .01

| 1969 EXPENDITURES                                |  | 1969 REVENUES                                  |  | 1969 PROPERTY TAX                          |            |
|--|--|--|--|--|------------|
| <b>GENERAL GOVERNMENT</b>                        |  | 1969 — Property Taxes Collected 410,417.13     |  | <b>STATE EQUALIZED TAX RATE</b>            |            |
| Governing Body & Public Boards                   |  | 1969 Payments in Lieu of Taxes 1,918.92        |  | Local District School Taxes 2.18           | 248,809.00 |
| Municipal Clerk                                  |  | Delinquent Tax & Lien Collections 2,278.92     |  | Regional & Consolidated School Tax         |            |
| Financial Administration 9,616.03                |  | Business Personalty Replacement Taxes 4,371.00 |  | School Taxes in Municipal Budget           |            |
| Assessment of Taxes 1,900.00                     |  | Taxes from Public Utilities 38,321.80          |  | County Taxes .89                           | 101,918.57 |
| Collection of Taxes 3,760.54                     |  | Other Miscellaneous Tax Revenues               |  | County Library Taxes .02                   | 2,257.69   |
| Planning, Housing & Development                  |  | State Aid Revenues 18,202.21                   |  | Local Municipal Purpose Taxes .51          | 57,657.87  |
| Human Resources                                  |  | Federal Aid Revenues                           |  | Veteran & Senior Citizen Taxes .14         | 15,540.00  |
| Elections  |  | Sale of Acquired Property                      |  | Total Taxes for Rate Computation 3.74      | 426,183.13 |
| General Administration (other) 13,159.75         |  | Other Miscellaneous Revenues 50,692.78         |  | Special District Taxes                     | 1,582.13   |
| <b>JUDICIARY</b>                                 |  | 1969 Revenues Total 526,202.76                 |  | Bank Stock Taxes                           | 1,036.67   |
| Municipal Courts 2,076.67                        |  | Prior Years Surplus Appropriated 41,034.10     |  | Added and Omitted Taxes                    | 413,261.93 |
| <b>PUBLIC SAFETY</b>                             |  | <b>REVENUES TOTAL 567,236.86</b>               |  | Total Taxes Levied - ABSTRACT              | 413,308.17 |
| Fire Protection 6,452.59                         |  |  |  | <b>TOTAL TAXES BILLED</b>                  | 410,417.13 |
| Police Protection 60,793.27                      |  |  |  | <b>1969 TAXES COLLECTED</b>                | 50.00      |
| Civil Defense & Disaster Control 441.00          |  |  |  | 1969 Taxes Cancelled, Abated or Adjusted   |            |
| Environmental Inspection & Control 1,300.00      |  |  |  | Transfer to Tax Title Liens or Foreclosed  |            |
| Other Public Safety                              |  |  |  | Balance Outstanding Dec. 31, 1969          | 2,841.04   |
| <b>PUBLIC WORKS</b>                              |  |  |  | <b>PRIOR YEARS TAXES OUTSTANDING</b>       |            |
| Streets and Drainage 19,800.75                   |  |  |  | Balance January 1, 1969                    | 2,278.92   |
| Sewers and Sewage Processing                     |  |  |  | Collected in 1969                          | 2,278.92   |
| Garbage and Trash Disposal 12,461.59             |  |  |  | Cancelled, Abated or Adjusted (1969)       |            |
| Public Buildings and Grounds 12,735.00           |  |  |  | Transfers to Tax Title Liens or Foreclosed |            |
| Other Public Works                               |  |  |  | Balance December 31, 1969                  |            |
| <b>HEALTH and WELFARE</b>                        |  |  |  | <b>TAX TITLE LIENS OUTSTANDING</b>         |            |
| Health Services Except Environmental 765.00      |  |  |  | Balance January 1, 1969                    |            |
| Welfare-Public Assistance 315.00                 |  |  |  | Transfers From Taxes                       |            |
| Hospitals, Clinics, First Aid                    |  |  |  | Redeemed in 1969                           |            |
| Animal, Insect, & Rodent Control                 |  |  |  | Cancelled, Abated or Adjusted (1969)       |            |
| Other Welfare Services                           |  |  |  | Transfers to Foreclosed Property           |            |
| <b>RECREATION and CONSERVATION</b>               |  |  |  | Balance December 31, 1969                  |            |
| Beaches and Boardwalks                           |  |  |  | <b>PROPERTY ACQUIRED BY DEED OR</b>        |            |
| Parks, Playgrounds, Shade Trees 1,070.44         |  |  |  | <b>FORECLOSURE</b>                         |            |
| Land Reclamation & Conservation                  |  |  |  | Balance January 1, 1969                    | 551.00     |
| Other Recreational Services 1,000.00             |  |  |  | Transfers From Taxes or Liens              |            |
| <b>EDUCATION (excluding schools)</b>             |  |  |  | Sale for Cash (1969)                       |            |
| Libraries 500.87                                 |  |  |  | Cancelled, Abated or Adjusted (1969)       |            |
| Other Educational Services                       |  |  |  | Balance December 31, 1969                  | 551.00     |
| <b>STATUTORY EXPENDITURES</b>                    |  |  |  | <b>CURRENT FINANCES DECEMBER 31, 1969</b>  |            |
| Pensions & F.I.C.A. 5,032.00                     |  |  |  | <b>ASSETS</b>                              |            |
| Employee Fringe Benefits                         |  |  |  | Cash Dec. 31, 1969                         | 69,710.98  |
| Other Statutory Expenditures                     |  |  |  | Taxes Receivable                           | 2,841.04   |
| <b>MUNICIPAL FUNCTIONS</b>                       |  |  |  | Tax Title Liens                            |            |
| <b>CAPITAL IMPROVEMENTS</b>                      |  |  |  | Foreclosed Property                        | 551.00     |
| <b>DEBT SERVICE</b>                              |  |  |  | Emergencies & Other Deferred Charges       |            |
| Principal Payments                               |  |  |  | State Aid Receivable                       | 9,983.00   |
| Interest Payments                                |  |  |  | Other Receivables 60.14                    |            |
|  |  |  |  | Total                                      | 83,146.16  |
| <b>DEFERRED CHARGES</b>                          |  |  |  | <b>LIABILITIES</b>                         |            |
| SCHOOL, COUNTY, SPECIAL DISTRICT TAXES 19,572.00 |  |  |  | Cash Liabilities                           | 11,904.58  |
| RESERVE FOR UNCOLLECTED TAXES 352,985.26         |  |  |  | Reserves for Receivables                   | 3,452.18   |
|  |  |  |  | Surplus Dec. 31, 1969                      | 67,789.40  |
| <b>EXPENDITURES TOTAL 557,459.36</b>             |  |  |  | Total                                      | 83,146.16  |

1515  
Population 1960 832  
Population 1969 830  
Moody Rating  
Land Area .57 Sq. Miles

# LAVALLETTE BORO

Net Valuation Taxable 27,784,626  
State Equalized Value 35,192,686  
Net Valuation on Which County Taxes  
are apportioned: 33,355,246  
State Equalization Ratio .7895

# - OCEAN

# COUNTY

General Tax Rate Per \$100. 2.23  
State Equalized  
General Tax Rate: 1.76

# PER CAPITA:

Gross Debt 323.42  
Net Debt 92.10  
Debt Service 13.86  
Total Tax Levy 737.58  
Municipal Expenditures 644.58

# PER CENT:

Gross Debt .85  
Net Debt .24  
Tax Levy Collected 95.41  
Tax Levy Cancelled, Abated  
or Adjusted

| 1969 EXPENDITURES                             |              | 1969 REVENUES                                     |                    | 1969 PROPERTY TAX                          |                   |
|---|--------------|---|--------------------|--|-------------------|
| <b>GENERAL GOVERNMENT</b>                     |              |   |                    | <b>STATE EQUALIZED TAX RATE</b>            |                   |
| Governing Body & Public Boards                | 6,300.00     | 1969 — Property Taxes Collected                   | 584,118.11         | Local District School Taxes                | .63 220,744.00    |
| Municipal Clerk                               | 8,200.00     | 1969 Payments in Lieu of Taxes                    |                    | Regional & Consolidated School Tax         |                   |
| Financial Administration                      | 12,700.00    | Delinquent Tax & Lien Collections                 | 28,325.38          | School Taxes in Municipal Budget           |                   |
| Assessment of Taxes                           | 3,400.00     | Business Personalty Replacement Taxes             | 5,608.00           | County Taxes                               | .50 174,574.87    |
| Collection of Taxes                           | 6,500.00     | Taxes from Public Utilities                       | 33,328.42          | County Library Taxes                       | .02 7,169.05      |
| Planning, Housing & Development               | 650.00       | Other Miscellaneous Tax Revenues                  |                    | Local Municipal Purpose Taxes              | .57 200,000.00    |
| Human Resources                               |              | State Aid Revenues                                | 7,226.75           | Veteran & Senior Citizen Taxes             | .05 16,740.00     |
| Elections                                     | 700.00       | Federal Aid Revenues                              |                    | Total Taxes for Rate Computation           | 1.77 619,227.92   |
| General Administration (other)                | 13,300.00    | Sale of Acquired Property                         |                    | Special District Taxes                     |                   |
| <b>JUDICIARY</b>                              |              | Other Miscellaneous Revenues                      | 212,145.18         | Bank Stock Taxes                           |                   |
| Municipal Courts                              | 3,750.00     | 1969 Revenues                                     | 870,751.84         | Added and Omitted Taxes                    | 9,707.59          |
| <b>PUBLIC SAFETY</b>                          |              | Prior Years Surplus Appropriated                  | 120,000.00         | Total Taxes Levied - ABSTRACT              | 612,195.51        |
| Fire Protection                               | 9,900.00     | <b>REVENUES</b>                                   | <b>990,751.84</b>  | <b>TOTAL TAXES BILLED</b>                  | <b>612,195.51</b> |
| Police Protection                             | 92,900.00    |   |                    | 1969 TAXES COLLECTED                       | 584,118.11        |
| Civil Defense & Disaster Control              | 100.00       | <b>1969 REAL PROPERTY VALUATIONS</b>              |                    | 1969 Taxes Cancelled, Abated or Adjusted   |                   |
| Environmental Inspection & Control            | 2,600.00     | Code Class # of Parcels %VAL'N                    | ASSESSED VALUATION | Transfer to Tax Title Liens or Foreclosed  |                   |
| Other Public Safety                           |              | 1 Vacant Land 187 4.08                            | 1,087,200.00       | Balance Outstanding Dec. 31, 1969          | 28,077.40         |
| <b>PUBLIC WORKS</b>                           |              | 2 Residential 1468 85.34                          | 22,760,200.00      | <b>PRIOR YEARS TAXES OUTSTANDING</b>       |                   |
| Streets and Drainage                          | 36,100.00    | 3 Farm  |                    | Balance January 1, 1969                    | 28,370.88         |
| Sewers and Sewage Processing                  |              | 4a Commercial 79 7.56                             | 2,015,800.00       | Collected in 1969                          | 28,325.38         |
| Garbage and Trash Disposal                    | 26,000.00    | 4b Industrial                                     |                    | Cancelled, Abated or Adjusted (1969)       |                   |
| Public Buildings and Grounds                  | 9,000.00     | 4c Apartments 30 3.02                             | 805,300.00         | Transfers to Tax Title Liens or Foreclosed |                   |
| Other Public Works                            |              | Total 1764 100.00                                 | 26,668,500.00      | Balance December 31, 1969                  | 45.50             |
| <b>HEALTH and WELFARE</b>                     |              | <b>CAPITAL DEBT AUTHORIZED, DECEMBER 31, 1969</b> |                    | <b>TAX TITLE LIENS OUTSTANDING</b>         |                   |
| Health Services Except Environmental          | 1,700.00     | ISSUED AND UNISSUED                               | GROSS DEBT         | Balance January 1, 1969                    | 832.07            |
| Welfare-Public Assistance                     | 100.00       | School  | 192,000            | Transfers From Taxes                       |                   |
| Hospitals, Clinics, First Aid                 | 200.00       | Self-liquidating                                  |                    | Redeemed in 1969                           |                   |
| Animal, Insect, & Rodent Control              | 2,400.00     | Other   | 76,439             | Cancelled, Abated or Adjusted (1969)       |                   |
| Other Welfare Services                        |              | Total   | 268,439            | Transfers to Foreclosed Property           |                   |
| <b>RECREATION and CONSERVATION</b>            |              |   |                    | Balance December 31, 1969                  | 832.07            |
| Beaches and Boardwalks                        | 68,800.00    | <b>ISSUED AND OUTSTANDING</b>                     |                    | <b>PROPERTY ACQUIRED BY DEED OR</b>        |                   |
| Parks, Playgrounds, Shade Trees               | 5,500.00     | School  | 192,000.00         | <b>FORECLOSURE</b>                         |                   |
| Land Reclamation & Conservation               |              | Self-Liquidating                                  |                    | Balance January 1, 1969                    | 600.00            |
| Other Recreational Services                   | 2,600.00     | Other   | 28,000.00          | Transfers From Taxes or Liens              |                   |
| <b>EDUCATION (excluding schools)</b>          |              | Total   | 220,000.00         | Sale for Cash (1969)                       |                   |
| Libraries                                     |              | <b>EQUALIZED VALUATION BASIS</b>                  |                    | Cancelled, Abated or Adjusted (1969)       |                   |
| Other Educational Services                    | 50,000.00    | <b>FOR NET DEBT COMPUTATION</b>                   | 31,578,041.00      | Balance December 31, 1969                  | 600.00            |
| <b>STATUTORY EXPENDITURES</b>                 |              | 1969 CAPITAL OUTLAY                               | 48,316.40          | <b>CURRENT FINANCES DECEMBER 31, 1969</b>  |                   |
| Pensions & F.I.C.A.                           | 18,400.00    | Beaches and Boardwalks                            |                    | <b>ASSETS</b>                              |                   |
| Employee Fringe Benefits                      | 13,000.00    | Parks and Playgrounds                             | 2,000.00           | Cash Dec. 31, 1969                         | 314,885.00        |
| Other Statutory Expenditures                  |              | Public Buildings and Grounds                      | 35,200.00          | Taxes Receivable                           | 28,122.90         |
| <b>MUNICIPAL FUNCTIONS</b>                    | <b>TOTAL</b> | Vehicular Equipment                               | 6,116.40           | Tax Title Liens                            | 832.07            |
| <b>CAPITAL IMPROVEMENTS</b>                   | 48,200.00    | Streets, Roads, Sidewalks, Storm Sewers           |                    | Foreclosed Property                        | 600.00            |
| <b>DEBT SERVICE</b>                           |              | Sewer System                                      |                    | Emergencies & Other Deferred Charges       |                   |
| Principal Payments                            | 10,000.00    | Water Service                                     |                    | State Aid Receivable                       | 17,220.00         |
| Interest Payments                             | 1,500.00     | Other Utilities                                   |                    | Other Receivables                          | 973.28            |
|   |              | Hospitals and Clinics                             |                    | Total                                      | 362,633.25        |
| <b>DEFERRED CHARGES</b>                       | 1,000.00     | Garbage and Trash Disposal Facilities             |                    | <b>LIABILITIES</b>                         |                   |
| <b>SCHOOL, COUNTY, SPECIAL DISTRICT TAXES</b> | 402,487.92   | Health Equipment                                  |                    | Cash Liabilities                           | 112,921.99        |
| <b>RESERVE FOR UNCOLLECTED TAXES</b>          | 79,500.00    | Library and Education Facilities                  | 5,000.00           | Reserves for Receivables                   | 30,528.25         |
|   |              | Conservation and Recreation                       |                    | Surplus Dec. 31, 1969                      | 219,183.01        |
| <b>EXPENDITURES</b>                           | <b>TOTAL</b> | Other Expenditures                                |                    | Total                                      | 362,633.25        |
|   | 937,487.92   |   |                    |  |                   |

0421  
Population 1960 2,155  
Population 1969 2,780  
  
Moody Rating  
Land Area 1.45 Sq. Miles

LAWNSIDE BORO - CAMDEN COUNTY  
Net Valuation Taxable 4,989,740  
State Equalized Value 11,980,168  
Net Valuation on Which County Taxes  
are apportioned: 12,279,998  
State Equalization Ratio .4165  
General Tax Rate Per \$100. 7.92  
State Equalized  
General Tax Rate: 3.29

PER CAPITA:  
Gross Debt 193.96  
Net Debt 7.18  
Debt Service  
Total Tax Levy 145.01  
Municipal Expenditures 104.59

PER CENT:  
Gross Debt 5.11  
Net Debt .19  
Tax Levy Collected 87.74  
Tax Levy Cancelled, Abated  
or Adjusted

| 1969 EXPENDITURES                      |                   | 1969 REVENUES                         |              | 1969 PROPERTY TAX                          |                   |
|--|-------------------|---------------------------------------|--------------|--|-------------------|
| <b>GENERAL GOVERNMENT</b>              |                   | 1969 — Property Taxes Collected       |              | <b>STATE EQUALIZED TAX RATE</b>            |                   |
| Governing Body & Public Boards         |                   | 1969 Payments in Lieu of Taxes        | 363,509.57   | Local District School Taxes                | 1.61 193,334.00   |
| Municipal Clerk                        |                   | Delinquent Tax & Lien Collections     | 48,811.41    | Regional & Consolidated School Tax         |                   |
| Financial Administration               | 14,356.00         | Business Personalty Replacement Taxes | 11,224.50    | School Taxes in Municipal Budget           |                   |
| Assessment of Taxes                    | 12,917.00         | Taxes from Public Utilities           | 46,006.84    | County Taxes                               | .93 111,590.57    |
| Collection of Taxes                    | 10,129.00         | Other Miscellaneous Tax Revenues      | 10,520.03    | County Library Taxes                       | .02 2,539.38      |
| Planning, Housing & Development        | 2,500.00          | State Aid Revenues                    |              | Local Municipal Purpose Taxes              | .63 75,000.00     |
| Human Resources                        |                   | Federal Aid Revenues                  | 9,067.24     | Veteran & Senior Citizen Taxes             | .10 12,520.00     |
| Elections                              | 1,028.00          | Sale of Acquired Property             | 33,144.05    | Total Taxes for Rate Computation           | 3.29 394,983.95   |
| General Administration (other)         | 20,871.00         | Other Miscellaneous Revenues          | 522,283.64   | Special District Taxes                     |                   |
| <b>JUDICIARY</b>                       |                   | 1969 Revenues                         | 100,000.00   | Bank Stock Taxes                           |                   |
| Municipal Courts                       | 2,101.00          | Prior Years Surplus Appropriated      | 622,283.64   | Added and Omitted Taxes                    | 20,668.06         |
| <b>PUBLIC SAFETY</b>                   |                   | <b>REVENUES</b>                       | <b>TOTAL</b> | Total Taxes Levied - ABSTRACT              | 403,132.01        |
| Fire Protection                        | 7,536.00          |                                       |              | <b>TOTAL TAXES BILLED</b>                  | 414,291.66        |
| Police Protection                      | 51,934.00         |                                       |              | 1969 TAXES COLLECTED                       | 363,509.57        |
| Civil Defense & Disaster Control       | 400.00            |                                       |              | 1969 Taxes Cancelled, Abated or Adjusted   |                   |
| Environmental Inspection & Control     | 550.00            |                                       |              | Transfer to Tax Title Liens or Foreclosed  |                   |
| Other Public Safety                    |                   |                                       |              | Balance Outstanding Dec. 31, 1969          | 50,782.09         |
| <b>PUBLIC WORKS</b>                    |                   |                                       |              | <b>PRIOR YEARS TAXES OUTSTANDING</b>       |                   |
| Streets and Drainage                   | 34,120.36         |                                       |              | Balance January 1, 1969                    | 52,131.40         |
| Sewers and Sewage Processing           |                   |                                       |              | Collected in 1969                          | 34,924.32         |
| Garbage and Trash Disposal             | 10,400.00         |                                       |              | Cancelled, Abated or Adjusted (1969)       | 15,339.77         |
| Public Buildings and Grounds           | 7,900.00          |                                       |              | Transfers to Tax Title Liens or Foreclosed | 502.70            |
| Other Public Works                     |                   |                                       |              | Balance December 31, 1969                  | 1,364.61          |
| <b>HEALTH and WELFARE</b>              |                   |                                       |              | <b>TAX TITLE LIENS OUTSTANDING</b>         |                   |
| Health Services Except Environmental   | 3,184.00          |                                       |              | Balance January 1, 1969                    | 34,563.57         |
| Welfare-Public Assistance              | 3,145.00          |                                       |              | Transfers From Taxes                       | 502.70            |
| Hospitals, Clinics, First Aid          |                   |                                       |              | Redeemed in 1969                           | 13,887.09         |
| Animal, Insect, & Rodent Control       | 600.00            |                                       |              | Cancelled, Abated or Adjusted (1969)       |                   |
| Other Welfare Services                 |                   |                                       |              | Transfers to Foreclosed Property:          |                   |
| <b>RECREATION and CONSERVATION</b>     |                   |                                       |              | Balance December 31, 1969                  | 21,179.18         |
| Beaches and Boardwalks                 |                   |                                       |              | <b>PROPERTY ACQUIRED BY DEED OR</b>        |                   |
| Parks, Playgrounds, Shade Trees        | 1,800.00          |                                       |              | <b>FORECLOSURE</b>                         |                   |
| Land Reclamation & Conservation        |                   |                                       |              | Balance January 1, 1969                    | 67,567.24         |
| Other Recreational Services            | 1,000.00          |                                       |              | Transfers From Taxes or Liens              |                   |
| <b>EDUCATION (excluding schools)</b>   |                   |                                       |              | Sale for Cash (1969)                       | 9,067.24          |
| Libraries                              |                   |                                       |              | Cancelled, Abated or Adjusted (1969)       |                   |
| Other Educational Services             |                   |                                       |              | Balance December 31, 1969                  | 58,500.00         |
| <b>STATUTORY EXPENDITURES</b>          |                   |                                       |              | <b>CURRENT FINANCES DECEMBER 31, 1969</b>  |                   |
| Pensions & F.I.C.A.                    | 7,600.00          |                                       |              | <b>ASSETS</b>                              |                   |
| Employee Fringe Benefits               |                   |                                       |              | Cash Dec. 31, 1969                         | 330,289.39        |
| Other Statutory Expenditures           |                   |                                       |              | Taxes Receivable                           | 52,146.70         |
| <b>MUNICIPAL FUNCTIONS</b>             |                   |                                       |              | Tax Title Liens                            | 21,179.18         |
| <b>CAPITAL IMPROVEMENTS</b>            |                   |                                       |              | Foreclosed Property                        | 58,500.00         |
| <b>DEBT SERVICE</b>                    |                   |                                       |              | Emergencies & Other Deferred Charges       | 7,020.36          |
| Principal Payments                     |                   |                                       |              | State Aid Receivable                       | 27,431.41         |
| Interest Payments                      |                   |                                       |              | Other Receivables                          | 12,628.45         |
| <b>DEFERRED CHARGES</b>                |                   |                                       |              | Total                                      | 509,195.49        |
| SCHOOL, COUNTY, SPECIAL DISTRICT TAXES | 10,500.00         |                                       |              | <b>LIABILITIES</b>                         |                   |
| RESERVE FOR UNCOLLECTED TAXES          | 307,463.95        |                                       |              | Cash Liabilities                           | 49,033.29         |
|  | 83,799.00         |                                       |              | Reserves for Receivables                   | 144,454.33        |
| <b>EXPENDITURES</b>                    |                   |                                       |              | Surplus Dec. 31, 1969                      | 315,707.87        |
| <b>TOTAL</b>                           | <b>598,234.31</b> |                                       |              | Total                                      | <b>509,195.49</b> |

0608  
Population 1960 2,639  
Population 1969 2,930  
Moody Rating  
Land Area 35.60 Sq Miles

**LAWRENCE TWP**  
Net Valuation Taxable 3,443,063  
State Equalized Value 7,918,728  
Net Valuation on Which County Taxes are apportioned: 9,581,290  
State Equalization Ratio .4348

**- CUMBERLAND COUNTY**

General Tax Rate Per \$100. 9.25  
State Equalized General Tax Rate: 4.02

**PER CAPITA:**  
Gross Debt 56.31  
Net Debt  
Debt Service  
Total Tax Levy 105.06  
Municipal Expenditures 65.28

**PER CENT:**  
Gross Debt 1.99  
Net Debt  
Tax Levy Collected 77.25  
Tax Levy Cancelled, Abated or Adjusted

| 1969 EXPENDITURES                      |                   | 1969 REVENUES                                     |                     | 1969 PROPERTY TAX                          |                   |
|--|-------------------|---|---------------------|--|-------------------|
| <b>GENERAL GOVERNMENT</b>              |                   | 1969 — Property Taxes Collected                   |                     | <b>STATE EQUALIZED TAX RATE</b>            |                   |
| Governing Body & Public Boards         |                   |   | 237,803.06          | Local District School Taxes                | 2.18 172,285.54   |
| Municipal Clerk                        |                   | 1969 Payments in Lieu of Taxes                    |                     | Regional & Consolidated School Tax         |                   |
| Financial Administration               | 6,466.29          | Delinquent Tax & Lien Collections                 | 72,675.86           | School Taxes in Municipal Budget           |                   |
| Assessment of Taxes                    | 2,737.67          | Business Personalty Replacement Taxes             | 16,887.00           | County Taxes                               | 1.29 101,807.01   |
| Collection of Taxes                    | 5,375.90          | Taxes from Public Utilities                       | 32,857.07           | County Library Taxes                       |                   |
| Planning, Housing & Development        | 2,733.95          | Other Miscellaneous Tax Revenues                  |                     | Local Municipal Purpose Taxes              | .42 33,294.49     |
| Human Resources                        |                   | State Aid Revenues                                | 18,735.85           | Veteran & Senior Citizen Taxes             | .14 10,810.00     |
| Elections                              | 600.00            | Federal Aid Revenues                              |                     | Total Taxes for Rate Computation           | 4.03 318,197.04   |
| General Administration (other)         | 6,966.33          | Sale of Acquired Property                         |                     | Special District Taxes                     |                   |
| <b>JUDICIARY</b>                       |                   | Other Miscellaneous Revenues                      | 21,334.30           | Bank Stock Taxes                           | 447.51            |
| Municipal Courts                       | 3,687.34          | 1969 Revenues                                     | 400,293.14          | Added and Omitted Taxes                    |                   |
| <b>PUBLIC SAFETY</b>                   |                   | Prior Years Surplus Appropriated                  | 21,000.00           | Total Taxes Levied - ABSTRACT              | 307,834.55        |
| Fire Protection                        | 2,024.10          | <b>REVENUES</b>                                   | <b>421,293.14</b>   | <b>TOTAL TAXES BILLED</b>                  | <b>307,834.55</b> |
| Police Protection                      | 10,960.00         |   |                     | <b>1969 TAXES COLLECTED</b>                | <b>237,803.06</b> |
| Civil Defense & Disaster Control       | 350.00            | <b>1969 REAL PROPERTY VALUATIONS</b>              |                     | 1969 Taxes Cancelled, Abated or Adjusted   |                   |
| Environmental Inspection & Control     | 1,839.56          | Code Class # of Parcels %VAL'N                    | ASSESSED VALUATION  | Transfer to Tax Title Liens or Foreclosed  |                   |
| Other Public Safety                    |                   | 1 Vacant Land 1225 23.48                          | 774,085.00          | Balance Outstanding Dec. 31, 1969          | 70,031.49         |
| <b>PUBLIC WORKS</b>                    |                   | 2 Residential 566 40.89                           | 1,347,900.00        | <b>PRIOR YEARS TAXES OUTSTANDING</b>       |                   |
| Streets and Drainage                   | 26,070.00         | 3 Farm 263 26.21                                  | 863,975.00          | Balance January 1, 1969                    | 66,483.84         |
| Sewers and Sewage Processing           |                   | 4a Commercial 72 7.58                             | 249,925.00          | Collected in 1969                          | 62,512.40         |
| Garbage and Trash Disposal             | 3,856.00          | 4b Industrial 3 1.84                              | 60,700.00           | Cancelled, Abated or Adjusted (1969)       | 2,219.10          |
| Public Buildings and Grounds           | 9,650.00          | 4c Apartments                                     |                     | Transfers to Tax Title Liens or Foreclosed |                   |
| Other Public Works                     |                   | Total 2129 100.00                                 | 3,296,585.00        | Balance December 31, 1969                  | 1,752.34          |
| <b>HEALTH and WELFARE</b>              |                   | <b>CAPITAL DEBT AUTHORIZED, DECEMBER 31, 1969</b> |                     | <b>TAX TITLE LIENS OUTSTANDING</b>         |                   |
| Health Services Except Environmental   | 1,760.00          | ISSUED AND UNISSUED                               | GROSS DEBT NET DEBT | Balance January 1, 1969                    | 27,927.61         |
| Welfare-Public Assistance              | 1,887.81          | School  | 165,000             | Transfers From Taxes                       |                   |
| Hospitals, Clinics, First Aid          |                   | Self-liquidating                                  |                     | Redeemed in 1969                           | 10,163.46         |
| Animal, Insect, & Rodent Control       | 500.00            | Other   |                     | Cancelled, Abated or Adjusted (1969)       |                   |
| Other Welfare Services                 |                   | Total 165,000                                     |                     | Transfers to Foreclosed Property           |                   |
| <b>RECREATION and CONSERVATION</b>     |                   |   |                     | Balance December 31, 1969                  | 17,764.15         |
| Beaches and Boardwalks                 |                   | <b>ISSUED AND OUTSTANDING</b>                     |                     | <b>PROPERTY ACQUIRED BY DEED OR</b>        |                   |
| Parks, Playgrounds, Shade Trees        | 4,644.00          | School  | 165,000.00          | <b>FORECLOSURE</b>                         |                   |
| Land Reclamation & Conservation        |                   | Self-liquidating                                  |                     | Balance January 1, 1969                    | 6,300.00          |
| Other Recreational Services            | 416.05            | Other   |                     | Transfers From Taxes or Liens              |                   |
| <b>EDUCATION (excluding schools)</b>   |                   | Total 165,000.00                                  |                     | Sale for Cash (1969)                       |                   |
| Libraries                              | 1,500.00          |   |                     | Cancelled, Abated or Adjusted (1969)       |                   |
| Other Educational Services             |                   | <b>EQUALIZED VALUATION BASIS</b>                  | <b>8,276,409.33</b> | Balance December 31, 1969                  | 6,300.00          |
| <b>STATUTORY EXPENDITURES</b>          |                   | <b>FOR NET DEBT COMPUTATION</b>                   |                     | <b>CURRENT FINANCES DECEMBER 31, 1969</b>  |                   |
| Pensions & F.I.C.A.                    | 1,814.00          | 1969 CAPITAL OUTLAY                               | 6,262.64            | <b>ASSETS</b>                              |                   |
| Employee Fringe Benefits               |                   | Beaches and Boardwalks                            |                     | Cash Dec. 31, 1969                         | 61,865.94         |
| Other Statutory Expenditures           |                   | Parks and Playgrounds                             |                     | Taxes Receivable                           | 71,783.83         |
| <b>MUNICIPAL FUNCTIONS</b>             |                   | Public Buildings and Grounds                      |                     | Tax Title Liens                            | 17,764.15         |
| <b>CAPITAL IMPROVEMENTS</b>            |                   | Vehicular Equipment                               |                     | Foreclosed Property                        | 6,300.00          |
| <b>DEBT SERVICE</b>                    |                   | Streets, Roads, Sidewalks, Storm Sewers           | 6,262.64            | Emergencies & Other Deferred Charges       | 5,062.64          |
| Principal Payments                     |                   | Sewer System                                      |                     | State Aid Receivable                       | 6,735.77          |
| Interest Payments                      |                   | Water Service                                     |                     | Other Receivables                          |                   |
|  |                   | Other Utilities                                   |                     | Total                                      | 169,512.33        |
|  |                   | Hospitals and Clinics                             |                     | <b>LIABILITIES</b>                         |                   |
| <b>DEFERRED CHARGES</b>                |                   | Garbage and Trash Disposal Facilities             |                     | Cash Liabilities                           | 13,332.84         |
| SCHOOL, COUNTY, SPECIAL DISTRICT TAXES | 805.80            | Health Equipment                                  |                     | Reserves for Receivables                   | 95,847.98         |
| <b>RESERVE FOR UNCOLLECTED TAXES</b>   |                   | Library and Education Facilities                  |                     | Surplus Dec. 31, 1969                      | 60,331.51         |
|  | 86,355.20         | Conservation and Recreation                       |                     | Total                                      | 169,512.33        |
| <b>EXPENDITURES</b>                    |                   | Other Expenditures                                |                     |  |                   |
| <b>TOTAL</b>                           | <b>465,355.19</b> |   |                     |  |                   |



1107  
Population 1960 13,665  
Population 1969 18,970  
  
Moody Rating A  
Land Area 21.87 Sq. Miles

LAWRENCE TWP  
Net Valuation Taxable 65,411,400  
State Equalized Value 149,034,859  
Net Valuation on Which County Taxes  
are apportioned: 156,675,612  
State Equalization Ratio .4389  
  
- MERCER COUNTY  
General Tax Rate Per \$100. 8.47  
State Equalized  
General Tax Rate: 3.71

PER CAPITA:  
Gross Debt 400.69  
Net Debt 112.34  
Debt Service 5.54  
Total Tax Levy 293.96  
Municipal Expenditures 127.67

PER CENT:  
Gross Debt 5.56  
Net Debt 1.56  
Tax Levy Collected 95.64  
Tax Levy Cancelled, Abated  
or Adjusted .17

| 1969 EXPENDITURES                             |                           | 1969 REVENUES  |                                       | 1969 PROPERTY TAX                          |                   |
|---|---------------------------|--|---------------------------------------|--|-------------------|
| <b>GENERAL GOVERNMENT</b>                     |                           |  |                                       | <b>STATE EQUALIZED TAX RATE</b>            |                   |
| Governing Body & Public Boards                | 2,654.13                  | 1969 — Property Taxes Collected                          | 5,333,106.88                          | Local District School Taxes                | 2.26 3,365,228.34 |
| Municipal Clerk                               |                           | 1969 Payments in Lieu of Taxes                           |                                       | Regional & Consolidated School Tax         |                   |
| Financial Administration                      | 35,829.28                 | Delinquent Tax & Lien Collections                        | 224,123.71                            | School Taxes in Municipal Budget           |                   |
| Assessment of Taxes                           | 15,671.20                 | Business Personalty Replacement Taxes                    | 338,530.00                            | County Taxes                               | .88 1,315,148.36  |
| Collection of Taxes                           | 30,775.00                 | Taxes from Public Utilities                              | 358,222.91                            | County Library Taxes                       | .03 46,578.83     |
| Planning, Housing & Development               | 17,682.63                 | Other Miscellaneous Tax Revenues                         |                                       | Local Municipal Purpose Taxes              | .48 718,211.44    |
| Human Resources                               | 9,000.00                  | State Aid Revenues                                       | 87,067.95                             | Veteran & Senior Citizen Taxes             | .06 93,860.00     |
| Elections                                     | 2,000.00                  | Federal Aid Revenues                                     |                                       | Total Taxes for Rate Computation           | 3.71 5,539,026.97 |
| General Administration (other)                | 108,660.72                | Sale of Acquired Property                                |                                       | Special District Taxes                     |                   |
| <b>JUDICIARY</b>                              |                           | Other Miscellaneous Revenues                             | 423,935.64                            | Bank Stock Taxes                           | 4,960.56          |
| Municipal Courts                              | 12,680.00                 | 1969 Revenues  | Total 6,764,987.09                    | Added and Omitted Taxes                    | 126,214.30        |
| <b>PUBLIC SAFETY</b>                          |                           | Prior Years Surplus Appropriated                         | 255,000.00                            | Total Taxes Levied - ABSTRACT              | 5,576,341.83      |
| Fire Protection                               | 30,800.00                 | <b>REVENUES</b>  | <b>TOTAL 7,019,987.09</b>             | <b>TOTAL TAXES BILLED</b>                  | 5,576,341.83      |
| Police Protection                             | 439,458.31                |  |                                       | <b>1969 TAXES COLLECTED</b>                | 5,333,106.88      |
| Civil Defense & Disaster Control              | 20,150.00                 | <b>1969 REAL PROPERTY VALUATIONS</b>                     |                                       | 1969 Taxes Cancelled, Abated or Adjusted   | 9,532.94          |
| Environmental Inspection & Control            | 27,096.68                 | <b>Code Class # of Parcels %VAL'N ASSESSED VALUATION</b> |                                       | Transfer to Tax Title Liens or Foreclosed  |                   |
| Other Public Safety                           |                           | 1 Vacant Land 1197 3.18 2,005,600.00                     |                                       | Balance Outstanding Dec. 31, 1969          | 233,702.01        |
| <b>PUBLIC WORKS</b>                           |                           | 2 Residential 4305 61.09 38,497,000.00                   |                                       | <b>PRIOR YEARS TAXES OUTSTANDING</b>       |                   |
| Streets and Drainage                          | 275,144.71                | 3 Farm 162 3.03 1,908,550.00                             |                                       | Balance January 1, 1969                    | 238,423.61        |
| Sewers and Sewage Processing                  | 400,300.00                | 4a Commercial 228 19.24 12,127,400.00                    |                                       | Collected in 1969                          | 216,156.65        |
| Garbage and Trash Disposal                    | 163,447.58                | 4b Industrial 40 11.97 7,544,550.00                      |                                       | Cancelled, Abated or Adjusted (1969)       |                   |
| Public Buildings and Grounds                  | 51,348.89                 | 4c Apartments 7 1.48 932,750.00                          |                                       | Transfers to Tax Title Liens or Foreclosed |                   |
| Other Public Works                            |                           | Total 5939 99.99 63,015,850.00                           |                                       | Balance December 31, 1969                  | 22,266.96         |
| <b>HEALTH and WELFARE</b>                     |                           | <b>CAPITAL DEBT AUTHORIZED, DECEMBER 31, 1969</b>        |                                       | <b>TAX TITLE LIENS OUTSTANDING</b>         |                   |
| Health Services Except Environmental          | 29,950.96                 | <b>ISSUED AND UNISSUED</b>                               |                                       | Balance January 1, 1969                    | 14,912.11         |
| Welfare-Public Assistance                     | 12,750.00                 | School   | GROSS DEBT 6,144,000 NET DEBT 674,150 | Transfers From Taxes                       |                   |
| Hospitals, Clinics, First Aid                 |                           | Self-liquidating   |                                       | Redeemed in 1969                           | 7,967.06          |
| Animal, Insect, & Rodent Control              | 7,727.00                  | Other  | 1,457,000 1,457,000                   | Cancelled, Abated or Adjusted (1969)       |                   |
| Other Welfare Services                        |                           | Total  | 7,601,000 2,131,150                   | Transfers to Foreclosed Property           |                   |
| <b>RECREATION and CONSERVATION</b>            |                           | <b>ISSUED AND OUTSTANDING</b>                            |                                       | Balance December 31, 1969                  | 6,945.05          |
| Beaches and Boardwalks                        |                           | School   | 6,144,000.00                          | <b>PROPERTY ACQUIRED BY DEED OR</b>        |                   |
| Parks, Playgrounds, Shade Trees               | 55,813.66                 | Self-Liquidating   |                                       | <b>FORECLOSURE</b>                         |                   |
| Land Reclamation & Conservation               |                           | Other  | 1,435,000.00                          | Balance January 1, 1969                    | 9,170.00          |
| Other Recreational Services                   | 1,000.00                  | Total  | 7,579,000.00                          | Transfers From Taxes or Liens              |                   |
| <b>EDUCATION (excluding schools)</b>          |                           | <b>EQUALIZED VALUATION BASIS</b>                         |                                       | Sale for Cash (1969)                       |                   |
| Libraries                                     | 500.00                    | <b>FOR NET DEBT COMPUTATION</b>                          | 136,746,229.00                        | Cancelled, Abated or Adjusted (1969)       |                   |
| Other Educational Services                    |                           | <b>1969 CAPITAL OUTLAY</b>                               | 449,618.16                            | Balance December 31, 1969                  | 9,170.00          |
| <b>STATUTORY EXPENDITURES</b>                 |                           | Beaches and Boardwalks                                   |                                       | <b>CURRENT FINANCES DECEMBER 31, 1969</b>  |                   |
| Pensions & F.I.C.A.                           | 79,000.94                 | Parks and Playgrounds                                    | 124,935.83                            | <b>ASSETS</b>                              |                   |
| Employee Fringe Benefits                      | 44,963.21                 | Public Buildings and Grounds                             | 5,499.20                              | Cash Dec. 31, 1969                         | 457,351.19        |
| Other Statutory Expenditures                  |                           | Vehicular Equipment                                      | 24.36                                 | Taxes Receivable                           | 255,968.97        |
| <b>MUNICIPAL FUNCTIONS</b>                    | <b>TOTAL 1,874,404.90</b> | Streets, Roads, Sidewalks, Storm Sewers                  | 316,161.21                            | Tax Title Liens                            | 6,945.05          |
| <b>CAPITAL IMPROVEMENTS</b>                   | <b>117,867.00</b>         | Sewer System   |                                       | Foreclosed Property                        | 9,170.00          |
| <b>DEBT SERVICE</b>                           |                           | Water Service  | 2,997.56                              | Emergencies & Other Deferred Charges       | 27,924.21         |
| Principal Payments                            | 50,000.00                 | Other Utilities  |                                       | State Aid Receivable                       | 69,058.50         |
| Interest Payments                             | 55,187.41                 | Hospitals and Clinics                                    |                                       | Other Receivables                          | 55,240.74         |
| <b>DEFERRED CHARGES</b>                       | <b>4,493.06</b>           | Garbage and Trash Disposal Facilities                    |                                       | Total                                      | 881,658.66        |
| <b>SCHOOL, COUNTY, SPECIAL DISTRICT TAXES</b> | <b>4,726,955.53</b>       | Health Equipment   |                                       | <b>LIABILITIES</b>                         |                   |
| <b>RESERVE FOR UNCOLLECTED TAXES</b>          | <b>320,000.00</b>         | Library and Education Facilities                         |                                       | Cash Liabilities                           | 297,507.57        |
|   |                           | Conservation and Recreation                              |                                       | Reserves for Receivables                   | 327,324.76        |
|   |                           | Other Expenditures                                       |                                       | Surplus Dec. 31, 1969                      | 256,826.33        |
| <b>EXPENDITURES</b>                           | <b>TOTAL 7,148,907.90</b> |  |                                       | Total                                      | 881,658.66        |

1968  
Population 1960 880  
Population 1969 960  
Moody Rating  
Land Area 1.10 Sq. Miles

LEBANON BORO.

Net Valuation Taxable 5,129,684  
State Equalized Value 5,953,672  
Net Valuation on Which County Taxes  
are apportioned: 6,461,897  
State Equalization Ratio .8616

- HUNTERDON COUNTY

General Tax Rate Per \$100. 3.89  
State Equalized  
General Tax Rate: 3.35

PER CAPITA:

Gross Debt 195.00  
Net Debt 21.15  
Debt Service 7.92  
Total Tax Levy 204.67  
Municipal Expenditures 73.96

PER CENT:

Gross Debt 3.23  
Net Debt .35  
Tax Levy Collected 94.00  
Tax Levy Cancelled, Abated  
or Adjusted

| 1969 EXPENDITURES                      |                   | 1969 REVENUES                                     |                     | 1969 PROPERTY TAX                          |                  |
|--|-------------------|---|---------------------|--|------------------|
| <b>GENERAL GOVERNMENT</b>              |                   | 1969 — Property Taxes Collected 184,686.94        |                     | <b>STATE EQUALIZED TAX RATE</b>            |                  |
| Governing Body & Public Boards         |                   | 1969 Payments in Lieu of Taxes                    |                     | Local District School Taxes 1.33           | 79,194.00        |
| Municipal Clerk                        |                   | Delinquent Tax & Lien Collections                 | 11,828.37           | Regional & Consolidated School Tax .94     | 56,228.02        |
| Financial Administration               | 1,350.00          | Business Personalty Replacement Taxes             | 1,774.00            | School Taxes in Municipal Budget           |                  |
| Assessment of Taxes                    | 4,500.00          | Taxes from Public Utilities                       | 9,525.75            | County Taxes .51                           | 30,446.20        |
| Collection of Taxes                    | 1,050.00          | Other Miscellaneous Tax Revenues                  |                     | County Library Taxes .02                   | 1,097.10         |
| Planning, Housing & Development        | 1,670.00          | State Aid Revenues                                | 4,009.60            | Local Municipal Purpose Taxes .46          | 27,308.71        |
| Human Resources                        |                   | Federal Aid Revenues                              |                     | Veteran & Senior Citizen Taxes .08         | 4,830.00         |
| Elections                              |                   | Sale of Acquired Property                         |                     | Total Taxes for Rate Computation 3.34      | 199,104.03       |
| General Administration (other)         | 5,100.00          | Other Miscellaneous Revenues                      | 2,215.47            | Special District Taxes                     |                  |
| <b>JUDICIARY</b>                       |                   | 1969 Revenues Total                               | 214,040.13          | Bank Stock Taxes                           | 191.29           |
| Municipal Courts                       | 900.00            | Prior Years Surplus Appropriated                  | 17,000.00           | Added and Omitted Taxes                    | 2,013.58         |
| <b>PUBLIC SAFETY</b>                   |                   | <b>REVENUES TOTAL</b>                             | <b>231,040.13</b>   | Total Taxes Levied - ABSTRACT              | 196,478.90       |
| Fire Protection                        | 8,016.00          | <b>1969 REAL PROPERTY VALUATIONS</b>              |                     | <b>TOTAL TAXES BILLED</b>                  | 196,478.90       |
| Police Protection                      | 2,600.00          | Code Class # of Parcels %VAL'N                    | ASSESSED VALUATION  | 1969 TAXES COLLECTED                       | 184,686.94       |
| Civil Defense & Disaster Control       | 100.00            | 1 Vacant Land 24 2.42                             | 120,550.00          | 1969 Taxes Cancelled, Abated or Adjusted   |                  |
| Environmental Inspection & Control     | 225.00            | 2 Residential 205 64.71                           | 3,217,492.00        | Transfer to Tax Title Liens or Foreclosed  |                  |
| Other Public Safety                    |                   | 3 Farm 14 5.69                                    | 282,795.00          | Balance Outstanding Dec. 31, 1969          | 11,791.96        |
| <b>PUBLIC WORKS</b>                    |                   | 4a Commercial 33 19.17                            | 953,200.00          | <b>PRIOR YEARS TAXES OUTSTANDING</b>       |                  |
| Streets and Drainage                   | 4,375.00          | 4b Industrial 2 8.00                              | 398,000.00          | Balance January 1, 1969                    | 16,513.89        |
| Sewers and Sewage Processing           |                   | 4c Apartments                                     |                     | Collected in 1969                          | 11,828.37        |
| Garbage and Trash Disposal             | 3,700.00          | Total 278 99.99                                   | 4,972,037.00        | Cancelled, Abated or Adjusted (1969)       |                  |
| Public Buildings and Grounds           |                   | <b>CAPITAL DEBT AUTHORIZED, DECEMBER 31, 1969</b> |                     | Transfers to Tax Title Liens or Foreclosed |                  |
| Other Public Works                     |                   | ISSUED AND UNISSUED                               | GROSS DEBT NET DEBT | Balance December 31, 1969                  | 4,685.52         |
| <b>HEALTH and WELFARE</b>              |                   | School  | 166,893             | <b>TAX TITLE LIENS OUTSTANDING</b>         |                  |
| Health Services Except Environmental   | 185.00            | Self-liquidating                                  | 20,307              | Balance January 1, 1969                    |                  |
| Welfare-Public Assistance              | 225.00            | Other   | 20,307              | Transfers From Taxes                       |                  |
| Hospitals, Clinics, First Aid          |                   | Total   | 187,200             | Redeemed in 1969                           |                  |
| Animal, Insect, & Rodent Control       |                   | <b>ISSUED AND OUTSTANDING</b>                     |                     | Cancelled, Abated or Adjusted (1969)       |                  |
| Other Welfare Services                 |                   | School  | 69,774.99           | Transfers to Foreclosed Property           |                  |
| <b>RECREATION and CONSERVATION</b>     |                   | Self-Liquidating                                  | 8,307.03            | Balance December 31, 1969                  |                  |
| Beaches and Boardwalks                 |                   | Other   | 78,082.02           | <b>PROPERTY ACQUIRED BY DEED OR</b>        |                  |
| Parks, Playgrounds, Shade Trees        |                   | Total   |                     | <b>FORECLOSURE</b>                         |                  |
| Land Reclamation & Conservation        |                   | <b>EQUALIZED VALUATION BASIS</b>                  |                     | Balance January 1, 1969                    |                  |
| Other Recreational Services            | 1,700.00          | <b>FOR NET DEBT COMPUTATION</b>                   |                     | Transfers From Taxes or Liens              |                  |
| <b>EDUCATION (excluding schools)</b>   |                   | 5,796,864.33                                      |                     | Sale for Cash (1969)                       |                  |
| Libraries                              |                   | <b>1969 CAPITAL OUTLAY TOTAL</b>                  |                     | Cancelled, Abated or Adjusted (1969)       |                  |
| Other Educational Services             |                   | 438.00  |                     | Balance December 31, 1969                  |                  |
| <b>STATUTORY EXPENDITURES</b>          |                   | 438.00  |                     | <b>CURRENT FINANCES DECEMBER 31, 1969</b>  |                  |
| Pensions & F.I.C.A.                    | 125.43            | Beaches and Boardwalks                            |                     | <b>ASSETS</b>                              |                  |
| Employee Fringe Benefits               | 1,300.00          | Parks and Playgrounds                             |                     | Cash Dec. 31, 1969                         | 58,081.57        |
| Other Statutory Expenditures           |                   | Public Buildings and Grounds                      |                     | Taxes Receivable                           | 16,477.48        |
| <b>MUNICIPAL FUNCTIONS</b>             |                   | Vehicular Equipment                               |                     | Tax Title Liens                            |                  |
| <b>CAPITAL IMPROVEMENTS</b>            |                   | Streets, Roads, Sidewalks, Storm Sewers           |                     | Foreclosed Property                        |                  |
| <b>DEBT SERVICE</b>                    |                   | Sewer System                                      |                     | Emergencies & Other Deferred Charges       | 4,580.00         |
| Principal Payments                     | 3,500.00          | Water Service                                     |                     | State Aid Receivable                       | 1,674.00         |
| Interest Payments                      | 4,100.00          | Other Utilities                                   |                     | Other Receivables                          | 167.95           |
| <b>DEFERRED CHARGES</b>                |                   | Hospitals and Clinics                             |                     | Total                                      | 80,981.00        |
| SCHOOL, COUNTY, SPECIAL DISTRICT TAXES | 7,408.57          | Garbage and Trash Disposal Facilities             |                     | <b>LIABILITIES</b>                         |                  |
| RESERVE FOR UNCOLLECTED TAXES          | 166,965.32        | Health Equipment                                  |                     | Cash Liabilities                           | 23,825.33        |
|  | 17,870.00         | Library and Education Facilities                  |                     | Reserves for Receivables                   | 16,645.43        |
|  |                   | Conservation and Recreation                       |                     | Surplus Dec. 31, 1969                      | 40,510.24        |
| <b>EXPENDITURES TOTAL</b>              | <b>237,965.32</b> | Other Expenditures                                |                     | Total                                      | <b>80,981.00</b> |

1019  
Population 1960 2,841  
Population 1969 3,480  
  
Moody Rating  
Land Area 32.00 Sq. Miles

LEBANON TWP.  
Net Valuation Taxable 26,948,477  
State Equalized Value 31,057,366  
Net Valuation on Which County Taxes  
are apportioned: 30,579,319  
State Equalization Ratio .8677  
  
- HUNTERDON COUNTY  
General Tax Rate Per \$100. 3.13  
State Equalized  
General Tax Rate: 2.71

PER CAPITA:  
Gross Debt 332.04  
Net Debt 5.57  
Debt Service 6.64  
Total Tax Levy 238.66  
Municipal Expenditures 97.77

PER CENT:  
Gross Debt 4.12  
Net Debt .07  
Tax Levy Collected 86.36  
Tax Levy Cancelled, Abated  
or Adjusted .21

| 1969 EXPENDITURES                      |                    | 1969 REVENUES                          |              | 1969 PROPERTY TAX                          |                 |
|--|--------------------|--|--------------|--|-----------------|
| GENERAL GOVERNMENT                     |                    | 1969 — Property Taxes Collected        |              | STATE EQUALIZED TAX RATE                   |                 |
| Governing Body & Public Boards         |                    | 1969 Payments in Lieu of Taxes         | 717,264.21   | Local District School Taxes                | 1.30 403,560.75 |
| Municipal Clerk                        |                    | Delinquent Tax & Lien Collections      | 101,581.10   | Regional & Consolidated School Tax         | .86 266,085.11  |
| Financial Administration               | 11,978.94          | Business Personality Replacement Taxes | 27,308.00    | School Taxes in Municipal Budget           |                 |
| Assessment of Taxes                    | 3,700.00           | Taxes from Public Utilities            | 157,616.29   | County Taxes                               | .46 143,695.02  |
| Collection of Taxes                    | 4,875.00           | Other Miscellaneous Tax Revenues       | 23,910.81    | County Library Taxes                       | .02 5,191.74    |
| Planning, Housing & Development        | 9,275.00           | State Aid Revenues                     |              | Local Municipal Purpose Taxes              | .02 4,917.67    |
| Human Resources                        |                    | Federal Aid Revenues                   |              | Veteran & Senior Citizen Taxes             | .06 19,610.00   |
| Elections                              |                    | Sale of Acquired Property              | 23,112.04    | Total Taxes for Rate Computation           | 2.72 843,060.29 |
| General Administration (other)         | 18,850.00          | Other Miscellaneous Revenues           | 23,112.04    | Special District Taxes                     |                 |
| JUDICIARY                              |                    | 1969 Revenues                          | 1,050,792.45 | Bank Stock Taxes                           |                 |
| Municipal Courts                       | 875.00             | Prior Years Surplus Appropriated       | 50,000.00    | Added and Omitted Taxes                    | 7,073.75        |
| PUBLIC SAFETY                          |                    | REVENUES                               | 1,100,792.45 | Total Taxes Levied - ABSTRACT              | 830,524.04      |
| Fire Protection                        | 6,600.00           |  |              | TOTAL TAXES BILLED                         | 830,524.04      |
| Police Protection                      | 11,525.00          |  |              | 1969 TAXES COLLECTED                       | 717,264.21      |
| Civil Defense & Disaster Control       | 500.00             |  |              | 1969 Taxes Cancelled, Abated or Adjusted   | 1,762.81        |
| Environmental Inspection & Control     |                    |  |              | Transfer to Tax Title Liens or Foreclosed  | 4,075.26        |
| Other Public Safety                    |                    |  |              | Balance Outstanding Dec. 31, 1969          | 107,421.76      |
| PUBLIC WORKS                           |                    |  |              | PRIOR YEARS TAXES OUTSTANDING              |                 |
| Streets and Drainage                   | 94,321.06          |  |              | Balance January 1, 1969                    | 116,060.47      |
| Sewers and Sewage Processing           |                    |  |              | Collected in 1969                          | 100,365.11      |
| Garbage and Trash Disposal             |                    |  |              | Cancelled, Abated or Adjusted (1969)       | 19.30           |
| Public Buildings and Grounds           |                    |  |              | Transfers to Tax Title Liens or Foreclosed |                 |
| Other Public Works                     |                    |  |              | Balance December 31, 1969                  | 15,676.06       |
| HEALTH and WELFARE                     |                    |  |              | TAX TITLE LIENS OUTSTANDING                |                 |
| Health Services Except Environmental   | 2,190.00           |  |              | Balance January 1, 1969                    | 14,622.58       |
| Welfare-Public Assistance              | 2,560.00           |  |              | Transfers From Taxes                       | 4,075.26        |
| Hospitals, Clinics, First Aid          |                    |  |              | Redeemed in 1969                           | 1,322.16        |
| Animal, Insect, & Rodent Control       |                    |  |              | Cancelled, Abated or Adjusted (1969)       |                 |
| Other Welfare Services                 |                    |  |              | Transfers to Foreclosed Property           |                 |
| RECREATION and CONSERVATION            |                    |  |              | Balance December 31, 1969                  | 17,375.68       |
| Beaches and Boardwalks                 |                    |  |              | PROPERTY ACQUIRED BY DEED OR               |                 |
| Parks, Playgrounds, Shade Trees        |                    |  |              | FORECLOSURE                                |                 |
| Land Reclamation & Conservation        |                    |  |              | Balance January 1, 1969                    |                 |
| Other Recreational Services            | 300.00             |  |              | Transfers From Taxes or Liens              |                 |
| EDUCATION (excluding schools)          |                    |  |              | Sale for Cash (1969)                       |                 |
| Libraries                              |                    |  |              | Cancelled, Abated or Adjusted (1969)       |                 |
| Other Educational Services             |                    |  |              | Balance December 31, 1969                  |                 |
| STATUTORY EXPENDITURES                 |                    |  |              | CURRENT FINANCES DECEMBER 31, 1969         |                 |
| Pensions & F.I.C.A.                    | 4,383.00           |  |              | ASSETS                                     |                 |
| Employee Fringe Benefits               | 1,500.00           |  |              | Cash Dec. 31, 1969                         | 320,930.01      |
| Other Statutory Expenditures           |                    |  |              | Taxes Receivable                           | 123,097.82      |
| MUNICIPAL FUNCTIONS                    |                    |  |              | Tax Title Liens                            | 17,375.68       |
| CAPITAL IMPROVEMENTS                   | 17,000.00          |  |              | Foreclosed Property                        |                 |
| DEBT SERVICE                           |                    |  |              | Emergencies & Other Deferred Charges       |                 |
| Principal Payments                     | 20,123.03          |  |              | State Aid Receivable                       |                 |
| Interest Payments                      | 3,000.00           |  |              | Other Receivables                          | 2,833.38        |
| DEFERRED CHARGES                       | 1,141.79           |  |              | Total                                      | 464,236.89      |
| SCHOOL, COUNTY, SPECIAL DISTRICT TAXES | 818,532.62         |  |              | LIABILITIES                                |                 |
| RESERVE FOR UNCOLLECTED TAXES          | 125,538.66         |  |              | Cash Liabilities                           | 208,054.15      |
|  |                    |  |              | Reserves for Receivables                   | 143,306.88      |
|  |                    |  |              | Surplus Dec. 31, 1969                      | 112,875.86      |
| EXPENDITURES                           | TOTAL 1,158,769.10 |  |              | Total                                      | 464,236.89      |

0229  
Population 1960 8,384  
Population 1969 9,340  
Moody Rating  
Land Area 1.50 Sq. Miles

LEONIA BORO  
Net Valuation Taxable 69,538,835  
State Equalized Value 75,982,118  
Net Valuation on Which County Taxes  
are apportioned: 74,637,218  
State Equalization Ratio .9152

- BERGEN

COUNTY

General Tax Rate Per \$100. 3.51  
State Equalized  
General Tax Rate: 3.21

PER CAPITA:  
Gross Debt 160.13  
Net Debt 25.25  
Debt Service 6.34  
Total Tax Levy 262.35  
Municipal Expenditures 126.99

PER CENT:  
Gross Debt 1.04  
Net Debt .16  
Tax Levy Collected 97.76  
Tax Levy Cancelled, Abated  
or Adjusted .08

| 1969 EXPENDITURES                      |              | 1969 REVENUES                                     |               | 1969 PROPERTY TAX                          |              |
|--|--------------|---|---------------|--|--------------|
| <b>GENERAL GOVERNMENT</b>              |              |   |               | <b>STATE EQUALIZED TAX RATE</b>            |              |
| Governing Body & Public Boards         |              | 1969 — Property Taxes Collected                   | 2,401,494.71  | Local District School Taxes 1.85           | 1,405,603.15 |
| Municipal Clerk                        |              | 1969 Payments in Lieu of Taxes                    | 8,869.73      | Regional & Consolidated School Tax         |              |
| Financial Administration               | 31,385.70    | Delinquent Tax & Lien Collections                 | 39,927.96     | School Taxes in Municipal Budget           |              |
| Assessment of Taxes                    | 9,509.68     | Business Personalty Replacement Taxes             | 29,722.00     | County Taxes .40                           | 306,096.96   |
| Collection of Taxes                    | 25,074.10    | Taxes from Public Utilities                       | 198,105.02    | County Library Taxes                       |              |
| Planning, Housing & Development        | 1,345.00     | Other Miscellaneous Tax Revenues                  |               | Local Municipal Purpose Taxes .90          | 684,496.36   |
| Human Resources                        |              | State Aid Revenues                                | 38,153.60     | Veteran & Senior Citizen Taxes .05         | 38,860.00    |
| Elections                              | 515.64       | Federal Aid Revenues                              |               | Total Taxes for Rate Computation 3.20      | 2,435,056.47 |
| General Administration (other)         | 37,658.00    | Sale of Acquired Property                         | 300.00        | Special District Taxes                     |              |
| <b>JUDICIARY</b>                       |              | Other Miscellaneous Revenues                      | 47,585.35     | Bank Stock Taxes                           | 5,400.60     |
| Municipal Courts                       | 6,474.12     | 1969 Revenues Total                               | 2,764,158.37  | Added and Omitted Taxes                    | 48,786.53    |
| <b>PUBLIC SAFETY</b>                   |              | Prior Years Surplus Appropriated                  | 210,601.50    | Total Taxes Levied - ABSTRACT              | 2,450,383.60 |
| Fire Protection                        | 31,475.00    | <b>REVENUES TOTAL</b>                             | 2,974,759.87  | <b>TOTAL TAXES BILLED</b>                  | 2,456,640.24 |
| Police Protection                      | 217,769.59   |   |               | 1969 TAXES COLLECTED                       | 2,401,494.71 |
| Civil Defense & Disaster Control       | 4,715.00     |   |               | 1969 Taxes Cancelled, Abated or Adjusted   | 1,889.54     |
| Environmental Inspection & Control     | 7,400.00     | <b>1969 REAL PROPERTY VALUATIONS</b>              |               | Transfer to Tax Title Liens or Foreclosed  |              |
| Other Public Safety                    |              | Code Class # of Parcels %VAL'N ASSESSED VALUATION |               | Balance Outstanding Dec. 31, 1969          | 53,255.99    |
| <b>PUBLIC WORKS</b>                    |              | 1 Vacant Land 132 2.01 1,388,100.00               |               | <b>PRIOR YEARS TAXES OUTSTANDING</b>       |              |
| Streets and Drainage                   | 94,876.89    | 2 Residential 1950 78.72 54,321,800.00            |               | Balance January 1, 1969                    | 43,220.84    |
| Sewers and Sewage Processing           | 85,743.35    | 3 Farm  |               | Collected in 1969                          | 39,927.96    |
| Garbage and Trash Disposal             | 94,698.00    | 4a Commercial 63 5.78 3,987,600.00                |               | Cancelled, Abated or Adjusted (1969)       | 1,798.38     |
| Public Buildings and Grounds           | 55,894.89    | 4b Industrial 5 2.27 1,568,600.00                 |               | Transfers to Tax Title Liens or Foreclosed |              |
| Other Public Works                     | 32,189.29    | 4c Apartments 37 11.22 7,741,800.00               |               | Balance December 31, 1969                  | 1,494.50     |
| <b>HEALTH and WELFARE</b>              |              | Total 2187 100.00 69,007,900.00                   |               | <b>TAX TITLE LIENS OUTSTANDING</b>         |              |
| Health Services Except Environmental   | 6,222.60     | <b>CAPITAL DEBT AUTHORIZED, DECEMBER 31, 1969</b> |               | Balance January 1, 1969                    |              |
| Welfare-Public Assistance              | 1,500.00     | <b>ISSUED AND UNISSUED</b>                        |               | Transfers From Taxes                       |              |
| Hospitals, Clinics, First Aid          |              | School 1,082,000                                  | NET DEBT      | Redeemed in 1969                           |              |
| Animal, Insect, & Rodent Control       |              | Self-liquidating 154,000                          |               | Cancelled, Abated or Adjusted (1969)       |              |
| Other Welfare Services                 |              | Other 259,600                                     | 235,818       | Transfers to Foreclosed Property           |              |
| <b>RECREATION and CONSERVATION</b>     |              | Total 1,495,600                                   | 235,818       | Balance December 31, 1969                  |              |
| Beaches and Boardwalks                 |              | <b>ISSUED AND OUTSTANDING</b>                     |               | <b>PROPERTY ACQUIRED BY DEED OR</b>        |              |
| Parks, Playgrounds, Shade Trees        | 30,242.19    | School 1,082,000.00                               |               | <b>FORECLOSURE</b>                         |              |
| Land Reclamation & Conservation        |              | Self-Liquidating 154,000.00                       |               | Balance January 1, 1969                    | 56,280.56    |
| Other Recreational Services            | 51,157.60    | Other   |               | Transfers From Taxes or Liens              |              |
| <b>EDUCATION (excluding schools)</b>   |              | Total 1,236,000.00                                |               | Sale for Cash (1969)                       | 300.00       |
| Libraries                              | 51,263.24    | <b>EQUALIZED VALUATION BASIS</b>                  |               | Cancelled, Abated or Adjusted (1969)       |              |
| Other Educational Services             |              | <b>FOR NET DEBT COMPUTATION</b>                   | 71,694,291.67 | Balance December 31, 1969                  | 55,980.56    |
| <b>STATUTORY EXPENDITURES</b>          |              | <b>1969 CAPITAL OUTLAY TOTAL</b>                  | 219,790.15    | <b>CURRENT FINANCES DECEMBER 31, 1969</b>  |              |
| Pensions & F.I.C.A.                    | 67,243.38    | Beaches and Boardwalks                            |               | <b>ASSETS</b>                              |              |
| Employee Fringe Benefits               | 17,725.01    | Parks and Playgrounds                             |               | Cash Dec. 31, 1969                         | 405,457.54   |
| Other Statutory Expenditures           |              | Public Buildings and Grounds                      | 10,476.20     | Taxes Receivable                           | 54,750.49    |
| <b>MUNICIPAL FUNCTIONS</b>             |              | Vehicular Equipment                               | 1,500.00      | Tax Title Liens                            |              |
| <b>CAPITAL IMPROVEMENTS</b>            |              | Streets, Roads, Sidewalks, Storm Sewers           | 5,571.52      | Foreclosed Property                        | 55,980.56    |
| <b>DEBT SERVICE</b>                    |              | Sewer System                                      | 14,620.00     | Emergencies & Other Deferred Charges       | 8,000.00     |
| Principal Payments                     | 50,000.00    | Water Service                                     |               | State Aid Receivable                       |              |
| Interest Payments                      | 9,237.50     | Other Utilities                                   |               | Other Receivables                          | 3,147.81     |
| <b>DEFERRED CHARGES</b>                |              | Hospitals and Clinics                             |               | Total                                      | 527,336.40   |
| SCHOOL, COUNTY, SPECIAL DISTRICT TAXES | 1,989.29     | Garbage and Trash Disposal Facilities             |               | <b>LIABILITIES</b>                         |              |
| <b>RESERVE FOR UNCOLLECTED TAXES</b>   |              | Health Equipment                                  |               | Cash Liabilities                           | 90,723.56    |
|  | 95,820.37    | Library and Education Facilities                  | 184,122.43    | Reserves for Receivables                   | 113,878.86   |
| <b>EXPENDITURES</b>                    |              | Conservation and Recreation                       |               | Surplus Dec. 31 1969                       | 322,733.98   |
| <b>TOTAL</b>                           | 2,897,800.54 | Other Expenditures                                | 3,500.00      | <b>Total</b>                               | 527,336.40   |

|                 |                 |                                     |            |                             |      |                        |                            |
|-----------------|-----------------|-------------------------------------|------------|-----------------------------|------|------------------------|----------------------------|
| 2114            |                 | LIBERTY TWP                         | - WARREN   | COUNTY                      |      | PER CAPITA:            | PER CENT:                  |
| Population 1960 | 760             | Net Valuation Taxable               | 6,638,083  |                             |      | Gross Debt             | Gross Debt                 |
| Population 1969 | 860             | State Equalized Value               | 10,145,320 | General Tax Rate Per \$100. | 4.44 | Net Debt               | Net Debt                   |
|                 |                 | Net Valuation on Which County Taxes |            |                             |      | Debt Service           | Tax Levy Collected         |
| Moody Rating    |                 | are apportioned:                    | 10,161,825 | State Equalized             |      | Total Tax Levy         | 88.36                      |
| Land Area       | 12.40 Sq. Miles | State Equalization Ratio            | .6543      | General Tax Rate:           | 2.90 | Municipal Expenditures | Tax Levy Cancelled, Abated |
|                 |                 |                                     |            |                             |      |                        | or Adjusted                |
|                 |                 |                                     |            |                             |      |                        | 1.56                       |

| 1969 EXPENDITURES                      |            | 1969 REVENUES                              |  | 1969 PROPERTY TAX                          |  |
|--|------------|--|--|--|--|
| GENERAL GOVERNMENT                     |            | 1969 — Property Taxes Collected            |  | STATE EQUALIZED TAX RATE                   |  |
| Governing Body & Public Boards         |            | 1969 Payments in Lieu of Taxes             |  | Local District School Taxes                |  |
| Municipal Clerk                        |            | Delinquent Tax & Lien Collections          |  | Regional & Consolidated School Tax         |  |
| Financial Administration               | 1,500.00   | Business Personalty Replacement Taxes      |  | School Taxes in Municipal Budget           |  |
| Assessment of Taxes                    | 2,200.00   | Taxes from Public Utilities                |  | County Taxes                               |  |
| Collection of Taxes                    | 2,750.00   | Other Miscellaneous Tax Revenues           |  | County Library Taxes                       |  |
| Planning, Housing & Development        | 1,000.00   | State Aid Revenues                         |  | Local Municipal Purpose Taxes              |  |
| Human Resources                        |            | Federal Aid Revenues                       |  | Veteran & Senior Citizen Taxes             |  |
| Elections                              |            | Sale of Acquired Property                  |  | Total Taxes for Rate Computation           |  |
| General Administration (other)         | 7,200.00   | Other Miscellaneous Revenues               |  | Special District Taxes                     |  |
| JUDICIARY                              |            | 1969 Revenues                              |  | Bank Stock Taxes                           |  |
| Municipal Courts                       |            | Prior Years Surplus Appropriated           |  | Added and Omitted Taxes                    |  |
| PUBLIC SAFETY                          |            | REVENUES                                   |  | Total Taxes Levied - ABSTRACT              |  |
| Fire Protection                        | 2,000.00   | TOTAL                                      |  | TOTAL TAXES BILLED                         |  |
| Police Protection                      | 2,600.00   | 1969 REAL PROPERTY VALUATIONS              |  | 1969 TAXES COLLECTED                       |  |
| Civil Defense & Disaster Control       | 100.00     | Code Class # of Parcels %VAL'N             |  | 1969 Taxes Cancelled, Abated or Adjusted   |  |
| Environmental Inspection & Control     |            | 1 Vacant Land 216 4.96                     |  | Transfer to Tax Title Liens or Foreclosed  |  |
| Other Public Safety                    |            | 2 Residential 687 73.78                    |  | Balance Outstanding Dec. 31, 1969          |  |
| PUBLIC WORKS                           |            | 3 Farm 60 14.41                            |  | PRIOR YEARS TAXES OUTSTANDING              |  |
| Streets and Drainage                   | 36,200.00  | 4a Commercial 26 6.85                      |  | Balance January 1, 1969                    |  |
| Sewers and Sewage Processing           |            | 4b Industrial                              |  | Collected in 1969                          |  |
| Garbage and Trash Disposal             | 3,700.00   | 4c Apartments                              |  | Cancelled, Abated or Adjusted (1969)       |  |
| Public Buildings and Grounds           |            | Total 989 100.00                           |  | Transfers to Tax Title Liens or Foreclosed |  |
| Other Public Works                     |            | CAPITAL DEBT AUTHORIZED, DECEMBER 31, 1969 |  | Balance December 31, 1969                  |  |
| HEALTH and WELFARE                     |            | ISSUED AND UNISSUED                        |  | TAX TITLE LIENS OUTSTANDING                |  |
| Health Services Except Environmental   | 1,500.00   | GROSS DEBT                                 |  | Balance January 1, 1969                    |  |
| Welfare-Public Assistance              | 1,000.00   | NET DEBT                                   |  | Transfers From Taxes                       |  |
| Hospitals, Clinics, First Aid          |            | School                                     |  | Redeemed in 1969                           |  |
| Animal, Insect, & Rodent Control       | 250.00     | Self-liquidating                           |  | Cancelled, Abated or Adjusted (1969)       |  |
| Other Welfare Services                 |            | Other                                      |  | Transfers to Foreclosed Property           |  |
| RECREATION and CONSERVATION            |            | Total                                      |  | Balance December 31, 1969                  |  |
| Beaches and Boardwalks                 |            | ISSUED AND OUTSTANDING                     |  | PROPERTY ACQUIRED BY DEED OR               |  |
| Parks, Playgrounds, Shade Trees        |            | School                                     |  | FORECLOSURE                                |  |
| Land Reclamation & Conservation        |            | Self-Liquidating                           |  | Balance January 1, 1969                    |  |
| Other Recreational Services            |            | Other                                      |  | Transfers From Taxes or Liens              |  |
| EDUCATION (excluding schools)          |            | Total                                      |  | Sale for Cash (1969)                       |  |
| Libraries                              |            | EQUALIZED VALUATION BASIS                  |  | Cancelled, Abated or Adjusted (1969)       |  |
| Other Educational Services             |            | FOR NET DEBT COMPUTATION                   |  | Balance December 31, 1969                  |  |
| STATUTORY EXPENDITURES                 |            | 1969 CAPITAL OUTLAY                        |  | CURRENT FINANCES DECEMBER 31, 1969         |  |
| Pensions & F.I.C.A.                    | 3,262.00   | TOTAL                                      |  | ASSETS                                     |  |
| Employee Fringe Benefits               |            | Beaches and Boardwalks                     |  | Cash Dec. 31, 1969                         |  |
| Other Statutory Expenditures           |            | Parks and Playgrounds                      |  | Taxes Receivable                           |  |
| MUNICIPAL FUNCTIONS                    |            | Public Buildings and Grounds               |  | Tax Title Liens                            |  |
| CAPITAL IMPROVEMENTS                   |            | Vehicular Equipment                        |  | Foreclosed Property                        |  |
| DEBT SERVICE                           |            | Streets, Roads, Sidewalks, Storm Sewers    |  | Emergencies & Other Deferred Charges       |  |
| Principal Payments                     |            | Sewer System                               |  | State Aid Receivable                       |  |
| Interest Payments                      |            | Water Service                              |  | Other Receivables                          |  |
| DEFERRED CHARGES                       |            | Other Utilities                            |  | Total                                      |  |
| SCHOOL, COUNTY, SPECIAL DISTRICT TAXES | 1,400.00   | Hospitals and Clinics                      |  | LIABILITIES                                |  |
| RESERVE FOR UNCOLLECTED TAXES          | 262,191.83 | Garbage and Trash Disposal Facilities      |  | Cash Liabilities                           |  |
|  | 28,894.98  | Health Equipment                           |  | Reserves for Receivables                   |  |
|  |            | Library and Education Facilities           |  | Surplus Dec. 31, 1969                      |  |
|  |            | Conservation and Recreation                |  | Total                                      |  |
| EXPENDITURES                           |            | Other Expenditures                         |  |  |  |
| TOTAL                                  | 357,748.81 |  |  |  |  |

1416  
Population 1960 6,048  
Population 1969 8,600  
S & P Rating BBB  
Moody Rating BAA  
Land Area 7.00 Sq. Miles

LINCOLN PARK BORO - MORRIS COUNTY  
Net Valuation Taxable 24,067,898  
State Equalized Value 58,177,176  
Net Valuation on Which County Taxes are apportioned: 57,624,402  
State Equalization Ratio .4137  
General Tax Rate Per \$100. 8.96  
State Equalized General Tax Rate: 3.70

PER CAPITA:  
Gross Debt 392.20  
Net Debt 75.20  
Debt Service 4.51  
Total Tax Levy 249.85  
Municipal Expenditures 121.49

PER CENT:  
Gross Debt 6.34  
Net Debt 1.22  
Tax Levy Collected 93.12  
Tax Levy Cancelled, Abated or Adjusted .05

| 1969 EXPENDITURES                      |              | 1969 REVENUES                                     |  | 1969 PROPERTY TAX                          |  |
|--|--------------|---|--|--|--|
| GENERAL GOVERNMENT                     |              | 1969 — Property Taxes Collected                   |  | STATE EQUALIZED TAX RATE                   |  |
| Governing Body & Public Boards         |              | 2,002,398.05                                      |  | 2.20                                       |  |
| Municipal Clerk                        |              | 1969 Payments in Lieu of Taxes                    |  | 1,278,280.38                               |  |
| Financial Administration               | 25,920.00    | Delinquent Tax & Lien Collections                 |  | Regional & Consolidated School Tax         |  |
| Assessment of Taxes                    | 12,170.00    | Business Personalty Replacement Taxes             |  | School Taxes in Municipal Budget           |  |
| Collection of Taxes                    | 14,991.07    | Taxes from Public Utilities                       |  | County Taxes                               |  |
| Planning, Housing & Development        | 10,975.00    | Other Miscellaneous Tax Revenues                  |  | County Library Taxes                       |  |
| Human Resources                        |              | State Aid Revenues                                |  | Local Municipal Purpose Taxes              |  |
| Elections                              |              | Federal Aid Revenues                              |  | Veteran & Senior Citizen Taxes             |  |
| General Administration (other)         | 76,900.00    | Sale of Acquired Property                         |  | Total Taxes for Rate Computation           |  |
| JUDICIARY                              |              | Other Miscellaneous Revenues                      |  | Special District Taxes                     |  |
| Municipal Courts                       | 7,047.00     | 1969 Revenues                                     |  | Bank Stock Taxes                           |  |
| PUBLIC SAFETY                          |              | Prior Years Surplus Appropriated                  |  | Added and Omitted Taxes                    |  |
| Fire Protection                        | 29,210.00    | REVENUES  |  | Total Taxes Levied - ABSTRACT              |  |
| Police Protection                      | 173,083.00   | TOTAL   |  | TOTAL TAXES BILLED                         |  |
| Civil Defense & Disaster Control       | 4,225.00     | 1969 REAL PROPERTY VALUATIONS                     |  | 1969 TAXES COLLECTED                       |  |
| Environmental Inspection & Control     | 12,705.00    | Code Class # of Parcels %VAL'N ASSESSED VALUATION |  | 1969 Taxes Cancelled, Abated or Adjusted   |  |
| Other Public Safety                    |              | 1 Vacant Land 646 8.76 2,098,425.00               |  | Transfer to Tax Title Liens or Foreclosed  |  |
| PUBLIC WORKS                           |              | 2 Residential 1964 70.44 16,867,525.00            |  | Balance Outstanding Dec. 31, 1969          |  |
| Streets and Drainage                   | 156,912.45   | 3 Farm 38 .68 161,425.00                          |  | PRIOR YEARS TAXES OUTSTANDING              |  |
| Sewers and Sewage Processing           | 23,596.37    | 4a Commercial 89 9.14 2,187,925.00                |  | Balance January 1, 1969                    |  |
| Garbage and Trash Disposal             | 61,000.00    | 4b Industrial 12 3.25 778,975.00                  |  | Collected in 1969                          |  |
| Public Buildings and Grounds           | 33,446.00    | 4c Apartments 3 7.74 1,852,875.00                 |  | Cancelled, Abated or Adjusted (1969)       |  |
| Other Public Works                     |              | Total 2752 100.01 23,947,150.00                   |  | Transfers to Tax Title Liens or Foreclosed |  |
| HEALTH and WELFARE                     |              | CAPITAL DEBT AUTHORIZED, DECEMBER 31, 1969        |  | Balance December 31, 1969                  |  |
| Health Services Except Environmental   | 19,151.00    | ISSUED AND UNISSUED                               |  | TAX TITLE LIENS OUTSTANDING                |  |
| Welfare-Public Assistance              | 2,125.00     | SCHOOL GROSS DEBT NET DEBT                        |  | Balance January 1, 1969                    |  |
| Hospitals, Clinics, First Aid          | 2,000.00     | Self-liquidating 1,528,000 1,198,000              |  | Transfers From Taxes                       |  |
| Animal, Insect, & Rodent Control       | 2,190.00     | Other 646,940 646,707                             |  | Redeemed in 1969                           |  |
| Other Welfare Services                 |              | Total 3,372,940 646,707                           |  | Cancelled, Abated or Adjusted (1969)       |  |
| RECREATION and CONSERVATION            |              | ISSUED AND OUTSTANDING                            |  | Transfers to Foreclosed Property           |  |
| Beaches and Boardwalks                 |              | SCHOOL 1,328,000.00                               |  | Balance December 31, 1969                  |  |
| Parks, Playgrounds, Shade Trees        | 21,945.00    | Self-Liquidating 1,069,000.00                     |  | PROPERTY ACQUIRED BY DEED OR               |  |
| Land Reclamation & Conservation        |              | Other 642,190.00                                  |  | FORECLOSURE                                |  |
| Other Recreational Services            | 1,400.00     | Total 3,039,190.00                                |  | Balance January 1, 1969                    |  |
| EDUCATION (excluding schools)          |              | EQUALIZED VALUATION BASIS                         |  | Transfers From Taxes or Liens              |  |
| Libraries                              | 48,765.00    | FOR NET DEBT COMPUTATION                          |  | Sale for Cash (1969)                       |  |
| Other Educational Services             | 450.00       | 1969 CAPITAL OUTLAY                               |  | Cancelled, Abated or Adjusted (1969)       |  |
| STATUTORY EXPENDITURES                 |              | TOTAL   |  | Balance December 31, 1969                  |  |
| Pensions & F.I.C.A.                    | 38,500.00    | Beaches and Boardwalks                            |  | CURRENT FINANCES DECEMBER 31, 1969         |  |
| Employee Fringe Benefits               | 4,200.00     | Parks and Playgrounds                             |  | ASSETS                                     |  |
| Other Statutory Expenditures           |              | Public Buildings and Grounds                      |  | Cash Dec. 31, 1969                         |  |
| MUNICIPAL FUNCTIONS                    |              | Vehicular Equipment                               |  | Taxes Receivable                           |  |
| CAPITAL IMPROVEMENTS                   |              | Streets, Roads, Sidewalks, Storm Sewers           |  | Tax Title Liens                            |  |
| DEBT SERVICE                           |              | Sewer System                                      |  | Foreclosed Property                        |  |
| Principal Payments                     | 19,957.67    | Water Service                                     |  | Emergencies & Other Deferred Charges       |  |
| Interest Payments                      | 18,856.50    | Other Utilities                                   |  | State Aid Receivable                       |  |
| DEFERRED CHARGES                       |              | Hospitals and Clinics                             |  | Other Receivables                          |  |
| SCHOOL, COUNTY, SPECIAL DISTRICT TAXES | 32,704.24    | Garbage and Trash Disposal Facilities             |  | Total                                      |  |
| RESERVE FOR UNCOLLECTED TAXES          | 1,512,058.15 | Health Equipment                                  |  | LIABILITIES                                |  |
|  | 190,408.20   | Library and Education Facilities                  |  | Cash Liabilities                           |  |
|  |              | Conservation and Recreation                       |  | Reserves for Receivables                   |  |
| EXPENDITURES                           |              | Other Expenditures                                |  | Surplus Dec. 31, 1969                      |  |
| TOTAL                                  | 2,556,891.65 |   |  | Total                                      |  |

2009  
Population 1960 39,931  
Population 1969 45,670  
S & P Rating AA  
Moody Rating AA  
Land Area 10.95 Sq. Miles

LINDEN CITY  
Net Valuation Taxable 241,092,900  
State Equalized Value 586,600,729  
Net Valuation on Which County Taxes  
are apportioned: 701,861,582  
State Equalization Ratio .4110

- UNION COUNTY  
General Tax Rate Per \$100. 4.70  
State Equalized  
General Tax Rate: 1.93

PER CAPITA:  
Gross Debt 420.97  
Net Debt 154.59  
Debt Service 23.33  
Total Tax Levy 244.77  
Municipal Expenditures 178.45

PER CENT:  
Gross Debt 3.32  
Net Debt 1.22  
Tax Levy Collected 98.93  
Tax Levy Cancelled, Abated  
or Adjusted .03

| 1969 EXPENDITURES                             |                            | 1969 REVENUES                                     |                            | 1969 PROPERTY TAX                          |                    |
|---|----------------------------|---|----------------------------|--|--------------------|
| <b>GENERAL GOVERNMENT</b>                     |                            |   |                            | <b>STATE EQUALIZED TAX RATE</b>            |                    |
| Governing Body & Public Boards                | 51,813.00                  | 1969 — Property Taxes Collected                   | 11,080,017.33              | Local District School Taxes                | .98 5,719,630.50   |
| Municipal Clerk                               | 59,666.00                  | 1969 Payments in Lieu of Taxes                    |                            | Regional & Consolidated School Tax         |                    |
| Financial Administration                      | 251,632.00                 | Delinquent Tax & Lien Collections                 | 98,936.82                  | School Taxes in Municipal Budget           | .09 538,789.00     |
| Assessment of Taxes                           | 66,935.00                  | Business Personalty Replacement Taxes             | 1,944,366.00               | County Taxes                               | .52 3,061,978.28   |
| Collection of Taxes                           | 57,469.00                  | Taxes from Public Utilities                       | 2,594,502.22               | County Library Taxes                       |                    |
| Planning, Housing & Development               | 13,530.00                  | Other Miscellaneous Tax Revenues                  | 13,372.07                  | Local Municipal Purpose Taxes              | .30 1,760,587.35   |
| Human Resources                               |                            | State Aid Revenues                                | 193,507.17                 | Veteran & Senior Citizen Taxes             | .04 229,910.00     |
| Elections                                     | 4,000.00                   | Federal Aid Revenues                              |                            | Total Taxes for Rate Computation           | 1.93 11,310,895.13 |
| General Administration (other)                | 148,573.00                 | Sale of Acquired Property                         | 1,150.00                   | Special District Taxes                     |                    |
| <b>JUDICIARY</b>                              |                            | Other Miscellaneous Revenues                      | 433,167.45                 | Bank Stock Taxes                           | 25,905.95          |
| Municipal Courts                              | 39,964.00                  | 1969 Revenues                                     | 16,359,019.06              | Added and Omitted Taxes                    | 71,955.16          |
| <b>PUBLIC SAFETY</b>                          |                            | Prior Years Surplus Appropriated                  | 652,762.16                 | Total Taxes Levied - ABSTRACT              | 11,178,846.24      |
| Fire Protection                               | 1,434,341.60               | <b>REVENUES</b>                                   | <b>TOTAL</b> 17,011,781.22 | <b>TOTAL TAXES BILLED</b>                  | 11,199,417.41      |
| Police Protection                             | 1,381,814.50               |   |                            | <b>1969 TAXES COLLECTED</b>                | 11,080,017.33      |
| Civil Defense & Disaster Control              | 12,186.50                  | <b>1969 REAL PROPERTY VALUATIONS</b>              |                            | 1969 Taxes Cancelled, Abated or Adjusted   | 3,272.57           |
| Environmental Inspection & Control            | 43,122.00                  | Code Class # of Parcels %VAL'N                    | ASSESSED VALUATION         | Transfer to Tax Title Liens or Foreclosed  | 3,639.03           |
| Other Public Safety                           | 13,928.50                  | 1 Vacant Land 1063 1.21                           | 2,884,700.00               | Balance Outstanding Dec. 31, 1969          | 112,488.48         |
| <b>PUBLIC WORKS</b>                           |                            | 2 Residential 9091 35.05                          | 83,865,000.00              | <b>PRIOR YEARS TAXES OUTSTANDING</b>       |                    |
| Streets and Drainage                          | 772,729.00                 | 3 Farm  |                            | Balance January 1, 1969                    | 143,190.47         |
| Sewers and Sewage Processing                  | 279,309.72                 | 4a Commercial 766 10.30                           | 24,631,500.00              | Collected in 1969                          | 96,043.60          |
| Garbage and Trash Disposal                    | 278,860.00                 | 4b Industrial 159 51.60                           | 123,451,900.00             | Cancelled, Abated or Adjusted (1969)       | 9,368.22           |
| Public Buildings and Grounds                  | 210,879.00                 | 4c Apartments 57 1.85                             | 4,415,100.00               | Transfers to Tax Title Liens or Foreclosed | 387.35             |
| Other Public Works                            | 1,000.00                   | Total 11136 100.01                                | 239,248,200.00             | Balance December 31, 1969                  | 37,391.30          |
| <b>HEALTH and WELFARE</b>                     |                            | <b>CAPITAL DEBT AUTHORIZED, DECEMBER 31, 1969</b> |                            | <b>TAX TITLE LIENS OUTSTANDING</b>         |                    |
| Health Services Except Environmental          | 98,821.00                  | ISSUED AND UNISSUED                               | GROSS DEBT NET DEBT        | Balance January 1, 1969                    | 9,212.61           |
| Welfare-Public Assistance                     | 43,207.00                  | School  | 12,090,000                 | Transfers From Taxes                       | 4,075.68           |
| Hospitals, Clinics, First Aid                 |                            | Self-liquidating                                  |                            | Redeemed in 1969                           | 2,893.22           |
| Animal, Insect, & Rodent Control              | 7,885.80                   | Other   | 7,135,710 7,060,204        | Cancelled, Abated or Adjusted (1969)       |                    |
| Other Welfare Services                        |                            | Total   | 19,225,710 7,060,204       | Transfers to Foreclosed Property:          |                    |
| <b>RECREATION and CONSERVATION</b>            |                            | ISSUED AND OUTSTANDING                            |                            | Balance December 31, 1969                  | 10,395.07          |
| Beaches and Boardwalks                        |                            | School  | 7,524,021.00               | <b>PROPERTY ACQUIRED BY DEED OR</b>        |                    |
| Parks, Playgrounds, Shade Trees               | 121,055.00                 | Self-Liquidating                                  |                            | <b>FORECLOSURE</b>                         |                    |
| Land Reclamation & Conservation               |                            | Other   | 5,911,808.57               | Balance January 1, 1969                    | 127,272.50         |
| Other Recreational Services                   | 198,729.00                 | Total   | 13,435,829.57              | Transfers From Taxes or Liens              |                    |
| <b>EDUCATION (excluding schools)</b>          |                            | <b>EQUALIZED VALUATION BASIS</b>                  |                            | Sale for Cash (1969)                       | 1,150.00           |
| Libraries                                     | 231,712.00                 | <b>FOR NET DEBT COMPUTATION</b>                   | 578,795,805.33             | Cancelled, Abated or Adjusted (1969)       |                    |
| Other Educational Services                    |                            | 1969 CAPITAL OUTLAY                               | TOTAL 1,418,362.34         | Balance December 31, 1969                  | 126,122.50         |
| <b>STATUTORY EXPENDITURES</b>                 |                            | Beaches and Boardwalks                            |                            | <b>CURRENT FINANCES DECEMBER 31, 1969</b>  |                    |
| Pensions & F.I.C.A.                           | 709,010.00                 | Parks and Playgrounds                             | 52,369.66                  | <b>ASSETS</b>                              |                    |
| Employee Fringe Benefits                      | 155,500.00                 | Public Buildings and Grounds                      | 723,085.47                 | Cash Dec. 31, 1969                         | 1,253,443.89       |
| Other Statutory Expenditures                  |                            | Vehicular Equipment                               | 102,904.93                 | Taxes Receivable                           | 149,879.78         |
| <b>MUNICIPAL FUNCTIONS</b>                    | <b>TOTAL</b> 6,687,672.62  | Streets, Roads, Sidewalks, Storm Sewers           | 503,681.58                 | Tax Title Liens                            | 10,395.07          |
| <b>CAPITAL IMPROVEMENTS</b>                   | 60,000.00                  | Sewer System                                      | 18,302.62                  | Foreclosed Property                        | 126,122.50         |
| <b>DEBT SERVICE</b>                           |                            | Water Service                                     |                            | Emergencies & Other Deferred Charges       | 13,325.00          |
| Principal Payments                            | 635,835.37                 | Other Utilities                                   |                            | State Aid Receivable                       | 25,778.31          |
| Interest Payments                             | 429,690.32                 | Hospitals and Clinics                             |                            | Other Receivables                          | 15,974.59          |
| <b>TYPE I SCHL DEBT *MEMO</b>                 | 538,789.00                 | Garbage and Trash Disposal Facilities             |                            | Total                                      | 1,594,919.14       |
| <b>DEFERRED CHARGES</b>                       | 10,432.40                  | Health Equipment                                  |                            | <b>LIABILITIES</b>                         |                    |
| <b>SCHOOL, COUNTY, SPECIAL DISTRICT TAXES</b> | 9,320,397.78               | Library and Education Facilities                  |                            | Cash Liabilities                           | 602,645.64         |
| <b>RESERVE FOR UNCOLLECTED TAXES</b>          | 326,122.29                 | Conservation and Recreation                       |                            | Reserves for Receivables                   | 302,371.94         |
| <b>EXPENDITURES</b>                           | <b>TOTAL</b> 17,470,150.78 | Other Expenditures                                | 18,018.08                  | Surplus Dec. 31, 1969                      | 689,901.56         |
|   |                            |   |                            | Total                                      | 1,594,919.14       |

\* ABOVE DEBT SERVICE INCLUDES TYPE I SCHOOL DEBT

0422  
Population 1960 7,335  
Population 1969 9,600  
  
Moody Rating  
Land Area 3.89 Sq. Miles

# LINDENWOLD BORO

Net Valuation Taxable 14,035,452  
State Equalized Value 33,537,519  
Net Valuation on Which County Taxes  
are apportioned: 33,713,376  
State Equalization Ratio .4185

# - CAMDEN

COUNTY  
General Tax Rate Per \$100. 11.62  
  
State Equalized  
General Tax Rate: 4.86

PER CAPITA:  
Gross Debt 282.76  
Net Debt 35.22  
Debt Service .81  
Total Tax Levy 171.72  
Principal Expenditures 77.57

PER CENT:  
Gross Debt 8.80  
Net Debt 1.72  
Tax Levy Collected 93.90  
Tax Levy Cancelled, Abated  
or Adjusted .70

| 1969 EXPENDITURES                      |              | 1969 REVENUES                                     |               | 1969 PROPERTY TAX                          |                   |
|--|--------------|---|---------------|--|-------------------|
| GENERAL GOVERNMENT                     |              | 1969 — Property Taxes Collected                   |               | STATE EQUALIZED TAX RATE                   |                   |
| Governing Body & Public Boards         |              |   | 1,547,940.53  | Local District School Taxes                | .84 282,239.50    |
| Municipal Clerk                        |              | 1969 Payments in Lieu of Taxes                    | 30.27         | Regional & Consolidated School Tax         | 2.10 704,358.93   |
| Financial Administration               | 37,775.00    | Delinquent Tax & Lien Collections                 | 102,202.08    | School Taxes in Municipal Budget           |                   |
| Assessment of Taxes                    | 46,735.00    | Business Personalty Replacement Taxes             | 8,698.00      | County Taxes                               | .94 313,755.59    |
| Collection of Taxes                    | 12,590.00    | Taxes from Public Utilities                       | 97,955.24     | County Library Taxes                       | .02 6,971.58      |
| Planning, Housing & Development        | 2,510.00     | Other Miscellaneous Tax Revenues                  |               | Local Municipal Purpose Taxes              | .81 271,886.43    |
| Human Resources                        |              | State Aid Revenues                                | 43,117.72     | Veteran & Senior Citizen Taxes             | .15 51,735.00     |
| Elections                              | 1,001.00     | Federal Aid Revenues                              |               | Total Taxes for Rate Computation           | 4.86 1,630,947.03 |
| General Administration (other)         | 41,841.00    | Sale of Acquired Property                         | 3,250.00      | Special District Taxes                     |                   |
| JUDICIARY                              |              | Other Miscellaneous Revenues                      | 43,681.78     | Bank Stock Taxes                           | 453.57            |
| Municipal Courts                       | 5,150.00     | 1969 Revenues                                     | 1,846,875.62  | Added and Omitted Taxes                    | 68,807.89         |
| PUBLIC SAFETY                          |              | Prior Years Surplus Appropriated                  | 160,000.00    | Total Taxes Levied - ABSTRACT              | 1,648,473.49      |
| Fire Protection                        | 35,575.00    | REVENUES  | 2,006,875.62  | TOTAL TAXES BILLED                         | 1,648,586.53      |
| Police Protection                      | 156,270.00   |   |               | 1969 TAXES COLLECTED                       | 1,547,940.53      |
| Civil Defense & Disaster Control       | 4,000.00     | 1969 REAL PROPERTY VALUATIONS                     |               | 1969 Taxes Cancelled, Abated or Adjusted   | 11,458.84         |
| Environmental Inspection & Control     | 2,825.00     | Code Class # of Parcels %VAL'N ASSESSED VALUATION |               | Transfer to Tax Title Liens or Foreclosed  | 7,164.28          |
| Other Public Safety                    |              | 1 Vacant Land 1000 3.74 519,575.00                |               | Balance Outstanding Dec. 31, 1969          | 82,022.88         |
| PUBLIC WORKS                           |              | 2 Residential 2325 76.73 10,663,475.00            |               | PRIOR YEARS TAXES OUTSTANDING              |                   |
| Streets and Drainage                   | 93,401.00    | 3 Farm 1 .09 12,300.00                            |               | Balance January 1, 1969                    | 76,848.27         |
| Sewers and Sewage Processing           |              | 4a Commercial 68 5.71 793,350.00                  |               | Collected in 1969                          | 69,394.92         |
| Garbage and Trash Disposal             | 36,125.00    | 4b Industrial 3 .10 14,400.00                     |               | Cancelled, Abated or Adjusted (1969)       | 1,092.30          |
| Public Buildings and Grounds           | 8,870.00     | 4c Apartments 10 13.63 1,893,475.00               |               | Transfers to Tax Title Liens or Foreclosed | 1,132.54          |
| Other Public Works                     |              | Total 3407 100.00 13,896,575.00                   |               | Balance December 31, 1969                  | 5,228.51          |
| HEALTH and WELFARE                     |              | CAPITAL DEBT AUTHORIZED, DECEMBER 31, 1969        |               | TAX TITLE LIENS OUTSTANDING                |                   |
| Health Services Except Environmental   | 4,151.00     | ISSUED AND UNISSUED                               |               | Balance January 1, 1969                    | 44,592.36         |
| Welfare-Public Assistance              | 4,400.00     | School  | 2,623,521     | Transfers From Taxes                       | 8,470.60          |
| Hospitals, Clinics, First Aid          |              | Self-liquidating                                  |               | Redeemed in 1969                           | 32,807.16         |
| Animal, Insect, & Rodent Control       | 2,200.00     | Other   | 91,000        | Cancelled, Abated or Adjusted (1969)       | 545.58            |
| Other Welfare Services                 |              | Total   | 2,714,521     | Transfers to Foreclosed Property           |                   |
| RECREATION and CONSERVATION            |              | ISSUED AND OUTSTANDING                            |               | Balance December 31, 1969                  | 19,710.22         |
| Beaches and Boardwalks                 |              | School  | 2,481,468.61  | PROPERTY ACQUIRED BY DEED OR               |                   |
| Parks, Playgrounds, Shade Trees        | 4,151.00     | Self-Liquidating                                  |               | FORECLOSURE                                |                   |
| Land Reclamation & Conservation        |              | Other   | 90,500.00     | Balance January 1, 1969                    | 98,466.09         |
| Other Recreational Services            | 3,050.00     | Total   | 2,571,968.61  | Transfers From Taxes or Liens              |                   |
| EDUCATION (excluding schools)          |              | EQUALIZED VALUATION BASIS                         |               | Sale for Cash (1969)                       | 3,250.00          |
| Libraries                              | 4,500.00     | FOR NET DEBT COMPUTATION                          | 30,855,057.00 | Cancelled, Abated or Adjusted (1969)       |                   |
| Other Educational Services             | 2,600.00     | 1969 CAPITAL OUTLAY                               | 92,334.00     | Balance December 31, 1969                  | 95,216.09         |
| STATUTORY EXPENDITURES                 |              | Beaches and Boardwalks                            |               | CURRENT FINANCES DECEMBER 31, 1969         |                   |
| Pensions & F.I.C.A.                    | 18,600.00    | Parks and Playgrounds                             | 32,066.50     | ASSETS                                     |                   |
| Employee Fringe Benefits               |              | Public Buildings and Grounds                      |               | Cash Dec. 31, 1969                         | 401,273.80        |
| Other Statutory Expenditures           |              | Vehicular Equipment                               | 30,175.00     | Taxes Receivable                           | 87,251.39         |
| MUNICIPAL FUNCTIONS                    | 528,320.00   | Streets, Roads, Sidewalks, Storm Sewers           | 26,450.00     | Tax Title Liens                            | 19,710.22         |
| CAPITAL IMPROVEMENTS                   | 21,100.00    | Sewer System                                      |               | Foreclosed Property                        | 95,216.09         |
| DEBT SERVICE                           |              | Water Service                                     |               | Emergencies & Other Deferred Charges       | 79,324.34         |
| Principal Payments                     | 7,000.00     | Other Utilities                                   |               | State Aid Receivable                       | 10,000.00         |
| Interest Payments                      | 755.00       | Hospitals and Clinics                             |               | Other Receivables                          | 12,078.72         |
| DEFERRED CHARGES                       | 32,600.27    | Garbage and Trash Disposal Facilities             |               | Total                                      | 704,854.56        |
| SCHOOL, COUNTY, SPECIAL DISTRICT TAXES | 1,307,325.60 | Health Equipment                                  |               | LIABILITIES                                |                   |
| RESERVE FOR UNCOLLECTED TAXES          | 154,864.73   | Library and Education Facilities                  |               | Cash Liabilities                           | 122,411.98        |
| EXPENDITURES                           | 2,051,965.60 | Conservation and Recreation                       |               | Reserves for Receivables                   | 214,256.42        |
|  |              | Other Expenditures                                | 3,642.50      | Surplus Dec. 31, 1969                      | 368,186.16        |
|  |              |   |               | Total                                      | 704,854.56        |



0114  
Population 1960 3,847  
Population 1969 5,710  
  
Moody Rating BAA  
Land Area 4.14 Sq. Miles

LINWOOD CITY  
Net Valuation Taxable 17,280,905  
State Equalized Value 37,163,236  
Net Valuation on Which County Taxes are apportioned: 37,545,502  
State Equalization Ratio .4650  
  
- ATLANTIC COUNTY  
General Tax Rate Per \$100. 7.71  
State Equalized General Tax Rate: 3.58

PER CAPITA:  
Gross Debt 396.92  
Net Debt 97.91  
Debt Service 12.95  
Total Tax Levy 229.10  
Municipal Expenditures 103.69

PER CENT:  
Gross Debt 6.31  
Net Debt 1.56  
Tax Levy Collected 98.44  
Tax Levy Cancelled, Abated or Adjusted .04

| 1969 EXPENDITURES                             |                           | 1969 REVENUES                         |                           | 1969 PROPERTY TAX                               |                   |
|---|---------------------------|---------------------------------------|---------------------------|---|-------------------|
| <b>GENERAL GOVERNMENT</b>                     |                           | 1969 — Property Taxes Collected       |                           | <b>STATE EQUALIZED TAX RATE</b>                 |                   |
| Governing Body & Public Boards                |                           | 1969 Payments in Lieu of Taxes        | 1,286,547.40              | Local District School Taxes                     | .97 360,186.50    |
| Municipal Clerk                               |                           | Delinquent Tax & Lien Collections     | 30,073.91                 | Regional & Consolidated School Tax              | .82 305,352.59    |
| Financial Administration                      | 17,100.00                 | Business Personalty Replacement Taxes | 8,937.00                  | School Taxes in Municipal Budget                | .11 39,736.00     |
| Assessment of Taxes                           | 7,500.00                  | Taxes from Public Utilities           | 82,567.60                 | County Taxes                                    | .86 320,919.59    |
| Collection of Taxes                           | 11,125.00                 | Other Miscellaneous Tax Revenues      |                           | County Library Taxes                            | .01 2,554.72      |
| Planning, Housing & Development               | 1,600.00                  | State Aid Revenues                    | 52,871.77                 | Local Municipal Purpose Taxes                   | .70 261,678.58    |
| Human Resources                               |                           | Federal Aid Revenues                  |                           | Veteran & Senior Citizen Taxes                  | .11 41,900.00     |
| Elections                                     | 800.00                    | Sale of Acquired Property             | 3,272.50                  | Total Taxes for Rate Computation                | 3.58 1,332,327.98 |
| General Administration (other)                | 29,600.00                 | Other Miscellaneous Revenues          | 24,804.19                 | Special District Taxes                          |                   |
| <b>JUDICIARY</b>                              |                           | 1969 Revenues                         | 1,489,074.37              | Bank Stock Taxes                                | 1,799.75          |
| Municipal Courts                              | 2,975.00                  | Prior Years Surplus Appropriated      | 130,000.00                | Added and Omitted Taxes                         | 15,960.09         |
| <b>PUBLIC SAFETY</b>                          |                           | <b>REVENUES</b>                       | <b>TOTAL</b> 1,619,074.37 | Total Taxes Levied - ABSTRACT                   | 1,308,187.82      |
| Fire Protection                               | 64,225.00                 |                                       |                           | <b>TOTAL TAXES BILLED</b>                       | 1,306,971.01      |
| Police Protection                             | 104,200.00                |                                       |                           | 1969 TAXES COLLECTED                            | 1,286,547.40      |
| Civil Defense & Disaster Control              | 1,500.00                  |                                       |                           | 1969 Taxes Cancelled, Abated or Adjusted        | 473.10            |
| Environmental Inspection & Control            | 1,800.00                  |                                       |                           | Transfer to Tax Title Liens or Foreclosed       | 1,138.57          |
| Other Public Safety                           |                           |                                       |                           | Balance Outstanding Dec. 31, 1969               | 18,811.94         |
| <b>PUBLIC WORKS</b>                           |                           |                                       |                           | <b>PRIOR YEARS TAXES OUTSTANDING</b>            |                   |
| Streets and Drainage                          | 87,541.29                 |                                       |                           | Balance January 1, 1969                         | 26,699.69         |
| Sewers and Sewage Processing                  |                           |                                       |                           | Collected in 1969                               | 26,593.55         |
| Garbage and Trash Disposal                    | 27,100.00                 |                                       |                           | Cancelled, Abated or Adjusted (1969)            |                   |
| Public Buildings and Grounds                  | 18,700.00                 |                                       |                           | Transfers to Tax Title Liens or Foreclosed      |                   |
| Other Public Works                            |                           |                                       |                           | Balance December 31, 1969                       | 106.14            |
| <b>HEALTH and WELFARE</b>                     |                           |                                       |                           | <b>TAX TITLE LIENS OUTSTANDING</b>              |                   |
| Health Services Except Environmental          | 250.00                    |                                       |                           | Balance January 1, 1969                         | 8,767.53          |
| Welfare-Public Assistance                     | 4,150.00                  |                                       |                           | Transfers From Taxes                            | 1,138.57          |
| Hospitals, Clinics, First Aid                 | 1,700.00                  |                                       |                           | Redeemed in 1969                                | 3,480.36          |
| Animal, Insect, & Rodent Control              | 268.71                    |                                       |                           | Cancelled, Abated or Adjusted (1969)            |                   |
| Other Welfare Services                        |                           |                                       |                           | Transfers to Foreclosed Property                |                   |
| <b>RECREATION and CONSERVATION</b>            |                           |                                       |                           | Balance December 31, 1969                       | 6,425.74          |
| Beaches and Boardwalks                        | 950.00                    |                                       |                           | <b>PROPERTY ACQUIRED BY DEED OR FORECLOSURE</b> |                   |
| Parks, Playgrounds, Shade Trees               | 10,585.00                 |                                       |                           | Balance January 1, 1969                         | 24,912.00         |
| Land Reclamation & Conservation               |                           |                                       |                           | Transfers From Taxes or Liens                   |                   |
| Other Recreational Services                   |                           |                                       |                           | Sale for Cash (1969)                            | 9,490.00          |
| <b>EDUCATION (excluding schools)</b>          |                           |                                       |                           | Cancelled, Abated or Adjusted (1969)            |                   |
| Libraries                                     | 10,245.00                 |                                       |                           | Balance December 31, 1969                       | 15,422.00         |
| Other Educational Services                    |                           |                                       |                           | <b>CURRENT FINANCES DECEMBER 31, 1969</b>       |                   |
| <b>STATUTORY EXPENDITURES</b>                 |                           |                                       |                           | <b>ASSETS</b>                                   |                   |
| Pensions & F.I.C.A.                           | 19,696.00                 |                                       |                           | Cash Dec. 31, 1969                              | 255,713.28        |
| Employee Fringe Benefits                      | 6,000.00                  |                                       |                           | Taxes Receivable                                | 18,918.08         |
| Other Statutory Expenditures                  |                           |                                       |                           | Tax Title Liens                                 | 6,425.74          |
| <b>MUNICIPAL FUNCTIONS</b>                    | <b>TOTAL</b> 429,611.00   |                                       |                           | Foreclosed Property                             | 15,422.00         |
| <b>CAPITAL IMPROVEMENTS</b>                   | 9,365.00                  |                                       |                           | Emergencies & Other Deferred Charges            | 16,200.00         |
| <b>DEBT SERVICE</b>                           |                           |                                       |                           | State Aid Receivable                            | 4,000.00          |
| Principal Payments                            | 50,000.00                 |                                       |                           | Other Receivables                               | 9,205.69          |
| Interest Payments                             | 23,971.25                 |                                       |                           | <b>Total</b>                                    | 325,884.79        |
| <b>TYPE I SCHL DEBT *MEMO</b>                 | 60,465.00                 |                                       |                           | <b>LIABILITIES</b>                              |                   |
| <b>DEFERRED CHARGES</b>                       | 26,720.00                 |                                       |                           | Cash Liabilities                                | 82,324.03         |
| <b>SCHOOL, COUNTY, SPECIAL DISTRICT TAXES</b> | 1,028,749.40              |                                       |                           | Reserves for Receivables                        | 49,971.51         |
| <b>RESERVE FOR UNCOLLECTED TAXES</b>          | 52,405.85                 |                                       |                           | Surplus Dec. 31, 1969                           | 193,589.25        |
| <b>EXPENDITURES</b>                           | <b>TOTAL</b> 1,620,822.50 |                                       |                           | <b>Total</b>                                    | 325,884.79        |

\* ABOVE DEBT SERVICE INCLUDES TYPE I SCHOOL DEBT

1516  
Population 1960 847  
Population 1969 2,040  
  
Moody Rating  
Land Area 48.20 Sq. Miles

# LITTLE EGG HARBOR TWP - OCEAN COUNTY

Net Valuation Taxable 38,816,433  
State Equalized Value 42,692,953  
Net Valuation on Which County Taxes are apportioned: 43,170,175  
State Equalization Ratio .9092  
  
General Tax Rate Per \$100. 1.96  
  
State Equalized General Tax Rate: 1.78

PER CAPITA:  
Gross Debt 329.90  
Net Debt  
Debt Service  
Total Tax Levy 370.52  
Municipal Expenditures 176.92

PER CENT:  
Gross Debt 1.91  
Net Debt  
Tax Levy Collected 94.16  
Tax Levy Cancelled, Abated or Adjusted

| 1969 EXPENDITURES                      |              | 1969 REVENUES                                     |              | 1969 PROPERTY TAX                          |                 |
|--|--------------|---|--------------|--|-----------------|
| <b>GENERAL GOVERNMENT</b>              |              |   |              | <b>STATE EQUALIZED TAX RATE</b>            |                 |
| Governing Body & Public Boards         |              | 1969 — Property Taxes Collected                   | 711,740.29   | Local District School Taxes                | 95 406,096.75   |
| Municipal Clerk                        |              | 1969 Payments in Lieu of Taxes                    |              | Regional & Consolidated School Tax         |                 |
| Financial Administration               | 18,444.02    | Delinquent Tax & Lien Collections                 | 59,049.45    | School Taxes in Municipal Budget           |                 |
| Assessment of Taxes                    | 16,000.00    | Business Personalty Replacement Taxes             | 14,042.00    | County Taxes                               | .53 225,944.30  |
| Collection of Taxes                    | 16,400.00    | Taxes from Public Utilities                       | 123,073.18   | County Library Taxes                       | .02 9,278.57    |
| Planning, Housing & Development        | 2,025.00     | Other Miscellaneous Tax Revenues                  |              | Local Municipal Purpose Taxes              | .22 92,387.93   |
| Human Resources                        |              | State Aid Revenues                                | 8,265.08     | Veteran & Senior Citizen Taxes             | .06 27,090.00   |
| Elections                              |              | Federal Aid Revenues                              |              | Total Taxes for Rate Computation           | 1.78 760,797.55 |
| General Administration (other)         | 37,475.00    | Sale of Acquired Property                         |              | Special District Taxes                     |                 |
| <b>JUDICIARY</b>                       |              | Other Miscellaneous Revenues                      | 34,555.01    | Bank Stock Taxes                           | 212.07          |
| Municipal Courts                       |              | 1969 Revenues                                     | 950,725.01   | Added and Omitted Taxes                    | 21,948.04       |
| <b>PUBLIC SAFETY</b>                   |              | Prior Years Surplus Appropriated                  | 86,500.00    | Total Taxes Levied - ABSTRACT              | 755,867.66      |
| Fire Protection                        | 11,500.00    | REVENUES  | 1,037,225.01 | <b>TOTAL TAXES BILLED</b>                  | 711,740.29      |
| Police Protection                      | 39,900.00    | <b>1969 REAL PROPERTY VALUATIONS</b>              |              | 1969 Taxes Cancelled, Abated or Adjusted   |                 |
| Civil Defense & Disaster Control       | 350.00       | Code  | Class        | # of Parcels                               | %VAL'N          |
| Environmental Inspection & Control     | 7,200.00     | 1   | Vacant Land  | 1502                                       | 13.82           |
| Other Public Safety                    |              | 2   | Residential  | 2795                                       | 77.54           |
| <b>PUBLIC WORKS</b>                    |              | 3   | Farm         |  |                 |
| Streets and Drainage                   | 45,505.98    | 4a  | Commercial   | 57   | 8.64            |
| Sewers and Sewage Processing           |              | 4b  | Industrial   |  |                 |
| Garbage and Trash Disposal             | 32,600.00    | 4c  | Apartments   |  |                 |
| Public Buildings and Grounds           | 6,000.00     | Total   | 4354         | 100.00                                     | 34,863,700.00   |
| Other Public Works                     |              | <b>CAPITAL DEBT AUTHORIZED, DECEMBER 31, 1969</b> |              | <b>PRIOR YEARS TAXES OUTSTANDING</b>       |                 |
| <b>HEALTH and WELFARE</b>              |              | <b>ISSUED AND UNISSUED</b>                        |              | Balance January 1, 1969                    | 41,511.18       |
| Health Services Except Environmental   | 100.00       | School  | 673,000      | Collected in 1969                          | 40,585.78       |
| Welfare-Public Assistance              | 1,900.00     | Self-liquidating                                  |              | Cancelled, Abated or Adjusted (1969)       |                 |
| Hospitals, Clinics, First Aid          | 100.00       | Other   |              | Transfers to Tax Title Liens or Foreclosed |                 |
| Animal, Insect, & Rodent Control       | 5,950.00     | Total   | 673,000      | Balance December 31, 1969                  | 925.40          |
| Other Welfare Services                 | 300.00       | <b>ISSUED AND OUTSTANDING</b>                     |              | <b>TAX TITLE LIENS OUTSTANDING</b>         |                 |
| <b>RECREATION and CONSERVATION</b>     |              | School  | 73,000.00    | Balance January 1, 1969                    | 74,503.99       |
| Beaches and Boardwalks                 |              | Self-Liquidating                                  |              | Transfers From Taxes                       |                 |
| Parks, Playgrounds, Shade Trees        |              | Other   |              | Redeemed in 1969                           | 18,463.67       |
| Land Reclamation & Conservation        |              | Total   | 73,000.00    | Cancelled, Abated or Adjusted (1969)       |                 |
| Other Recreational Services            | 4,100.00     | <b>EQUALIZED VALUATION BASIS</b>                  |              | Transfers to Foreclosed Property           |                 |
| <b>EDUCATION (excluding schools)</b>   |              | <b>FOR NET DEBT COMPUTATION</b>                   |              | Balance December 31, 1969                  | 56,040.32       |
| Libraries                              |              | 1969 CAPITAL OUTLAY                               | 1,000.00     | <b>PROPERTY ACQUIRED BY DEED OR</b>        |                 |
| Other Educational Services             |              | Beaches and Boardwalks                            |              | <b>FORECLOSURE</b>                         |                 |
| <b>STATUTORY EXPENDITURES</b>          |              | Parks and Playgrounds                             |              | Balance January 1, 1969                    | 21,991.00       |
| Pensions & F.I.C.A.                    | 6,686.00     | Public Buildings and Grounds                      |              | Transfers From Taxes or Liens              |                 |
| Employee Fringe Benefits               |              | Vehicular Equipment                               |              | Sale for Cash (1969)                       |                 |
| Other Statutory Expenditures           |              | Streets, Roads, Sidewalks, Storm Sewers           | 1,000.00     | Cancelled, Abated or Adjusted (1969)       |                 |
| <b>MUNICIPAL FUNCTIONS</b>             |              | Sewer System                                      |              | Balance December 31, 1969                  | 21,991.00       |
| CAPITAL IMPROVEMENTS                   | 23,500.00    | Water Service                                     |              | <b>CURRENT FINANCES DECEMBER 31, 1969</b>  |                 |
| <b>DEBT SERVICE</b>                    |              | Other Utilities                                   |              | <b>ASSETS</b>                              |                 |
| Principal Payments                     |              | Hospitals and Clinics                             |              | Cash Dec. 31, 1969                         | 415,852.26      |
| Interest Payments                      |              | Garbage and Trash Disposal Facilities             |              | Taxes Receivable                           | 45,052.77       |
| <b>DEFERRED CHARGES</b>                |              | Health Equipment                                  |              | Tax Title Liens                            | 56,040.32       |
| SCHOOL, COUNTY, SPECIAL DISTRICT TAXES | 11,300.00    | Library and Education Facilities                  |              | Foreclosed Property                        | 21,991.00       |
| RESERVE FOR UNCOLLECTED TAXES          | 641,319.62   | Conservation and Recreation                       |              | Emergencies & Other Deferred Charges       | 4,000.00        |
|  | 73,571.08    | Other Expenditures                                |              | State Aid Receivable                       | 41,222.25       |
| <b>EXPENDITURES</b>                    |              |   |              | Other Receivables                          | 4,425.63        |
| TOTAL                                  | 1,002,226.70 |   |              | Total                                      | 588,584.23      |
|  |              |   |              | <b>LIABILITIES</b>                         |                 |
|  |              |   |              | Cash Liabilities                           | 275,425.51      |
|  |              |   |              | Reserves for Receivables                   | 127,509.72      |
|  |              |   |              | Surplus Dec. 31, 1969                      | 185,649.00      |
|  |              |   |              | Total                                      | 588,584.23      |

1605  
Population 1960 9,730  
Population 1969 12,680  
  
Moody Rating  
Land Area 2.80 Sq. Miles

LITTLE FALLS TWP - PASSAIC COUNTY  
Net Valuation Taxable 85,682,075  
State Equalized Value 105,884,917  
Net Valuation on Which County Taxes are apportioned: 108,254,739  
State Equalization Ratio .8092  
General Tax Rate Per \$100. 3.25  
State Equalized General Tax Rate: 2.62

PER CAPITA:  
Gross Debt 285.32  
Net Debt 101.19  
Debt Service 7.66  
Total Tax Levy 218.47  
Municipal Expenditures 99.49  
  
PER CENT:  
Gross Debt 3.61  
Net Debt 1.28  
Tax Levy Collected 97.36  
Tax Levy Cancelled, Abated or Adjusted

| 1969 EXPENDITURES                      |                     | 1969 REVENUES                         |                     | 1969 PROPERTY TAX                          |                     |
|--|---------------------|---------------------------------------|---------------------|--|---------------------|
| <b>GENERAL GOVERNMENT</b>              |                     |                                       |                     | <b>STATE EQUALIZED TAX RATE</b>            |                     |
| Governing Body & Public Boards         |                     | 1969 — Property Taxes Collected       | 2,698,897.78        | Local District School Taxes                | .77 816,025.63      |
| Municipal Clerk                        |                     | 1969 Payments in Lieu of Taxes        |                     | Regional & Consolidated School Tax         | .70 743,846.05      |
| Financial Administration               | 39,700.00           | Delinquent Tax & Lien Collections     | 83,244.39           | School Taxes in Municipal Budget           |                     |
| Assessment of Taxes                    | 16,425.00           | Business Personalty Replacement Taxes | 166,002.00          | County Taxes                               | .60 636,746.06      |
| Collection of Taxes                    | 21,695.00           | Taxes from Public Utilities           | 207,134.71          | County Library Taxes                       |                     |
| Planning, Housing & Development        | 10,250.00           | Other Miscellaneous Tax Revenues      |                     | Local Municipal Purpose Taxes              | .49 521,266.09      |
| Human Resources                        |                     | State Aid Revenues                    | 44,829.40           | Veteran & Senior Citizen Taxes             | .06 64,890.00       |
| Elections                              | 2,200.00            | Federal Aid Revenues                  |                     | Total Taxes for Rate Computation           | 2.62 2,782,773.83   |
| General Administration (other)         | 56,100.00           | Sale of Acquired Property             |                     | Special District Taxes                     |                     |
| <b>JUDICIARY</b>                       |                     | Other Miscellaneous Revenues          | 68,223.12           | Bank Stock Taxes                           | 4,921.99            |
| Municipal Courts                       | 15,000.00           | 1969 Revenues                         | 3,268,331.40        | Added and Omitted Taxes                    | 47,361.92           |
| <b>PUBLIC SAFETY</b>                   |                     | Prior Years Surplus Appropriated      | 200,000.00          | Total Taxes Levied - ABSTRACT              | 2,770,167.74        |
| Fire Protection                        | 78,285.00           | <b>REVENUES</b>                       | <b>3,468,331.40</b> | <b>TOTAL TAXES BILLED</b>                  | <b>2,772,061.35</b> |
| Police Protection                      | 223,050.00          |                                       |                     | <b>1969 TAXES COLLECTED</b>                | <b>2,698,897.78</b> |
| Civil Defense & Disaster Control       | 450.00              |                                       |                     | 1969 Taxes Cancelled, Abated or Adjusted   |                     |
| Environmental Inspection & Control     | 8,300.00            |                                       |                     | Transfer to Tax Title Liens or Foreclosed  |                     |
| Other Public Safety                    |                     |                                       |                     | Balance Outstanding Dec. 31, 1969          | 73,163.57           |
| <b>PUBLIC WORKS</b>                    |                     |                                       |                     | <b>PRIOR YEARS TAXES OUTSTANDING</b>       |                     |
| Streets and Drainage                   | 150,500.00          |                                       |                     | Balance January 1, 1969                    | 189,224.30          |
| Sewers and Sewage Processing           | 98,900.00           |                                       |                     | Collected in 1969                          | 83,244.39           |
| Garbage and Trash Disposal             | 51,000.00           |                                       |                     | Cancelled, Abated or Adjusted (1969)       |                     |
| Public Buildings and Grounds           | 13,410.00           |                                       |                     | Transfers to Tax Title Liens or Foreclosed |                     |
| Other Public Works                     |                     |                                       |                     | Balance December 31, 1969                  | 105,979.91          |
| <b>HEALTH and WELFARE</b>              |                     |                                       |                     | <b>TAX TITLE LIENS OUTSTANDING</b>         |                     |
| Health Services Except Environmental   | 15,000.00           |                                       |                     | Balance January 1, 1969                    | 8,144.92            |
| Welfare-Public Assistance              | 2,700.00            |                                       |                     | Transfers From Taxes                       |                     |
| Hospitals, Clinics, First Aid          |                     |                                       |                     | Redeemed in 1969                           |                     |
| Animal, Insect, & Rodent Control       |                     |                                       |                     | Cancelled, Abated or Adjusted (1969)       |                     |
| Other Welfare Services                 |                     |                                       |                     | Transfers to Foreclosed Property:          |                     |
| <b>RECREATION and CONSERVATION</b>     |                     |                                       |                     | Balance December 31, 1969                  | 8,144.92            |
| Beaches and Boardwalks                 |                     |                                       |                     | <b>PROPERTY ACQUIRED BY DEED OR</b>        |                     |
| Parks, Playgrounds, Shade Trees        | 2,800.00            |                                       |                     | <b>FORECLOSURE</b>                         |                     |
| Land Reclamation & Conservation        |                     |                                       |                     | Balance January 1, 1969                    | 13,280.00           |
| Other Recreational Services            | 20,600.00           |                                       |                     | Transfers From Taxes or Liens              |                     |
| <b>EDUCATION (excluding schools)</b>   |                     |                                       |                     | Sale for Cash (1969)                       |                     |
| Libraries                              | 46,000.00           |                                       |                     | Cancelled, Abated or Adjusted (1969)       |                     |
| Other Educational Services             |                     |                                       |                     | Balance December 31, 1969                  | 13,280.00           |
| <b>STATUTORY EXPENDITURES</b>          |                     |                                       |                     | <b>CURRENT FINANCES DECEMBER 31, 1969</b>  |                     |
| Pensions & F.I.C.A.                    | 59,300.00           |                                       |                     | <b>ASSETS</b>                              |                     |
| Employee Fringe Benefits               | 12,400.00           |                                       |                     | Cash Dec. 31, 1969                         | 326,574.25          |
| Other Statutory Expenditures           |                     |                                       |                     | Taxes Receivable                           | 179,143.48          |
| <b>MUNICIPAL FUNCTIONS</b>             |                     |                                       |                     | Tax Title Liens                            | 8,144.92            |
| <b>CAPITAL IMPROVEMENTS</b>            |                     |                                       |                     | Foreclosed Property                        | 13,280.00           |
| <b>DEBT SERVICE</b>                    |                     |                                       |                     | Emergencies & Other Deferred Charges       | 61,000.00           |
| Principal Payments                     | 84,000.00           |                                       |                     | State Aid Receivable                       | 50,521.59           |
| Interest Payments                      | 13,100.00           |                                       |                     | Other Receivables                          | 8,508.81            |
|  |                     |                                       |                     | Total                                      | 647,173.05          |
| <b>DEFERRED CHARGES</b>                |                     |                                       |                     | <b>LIABILITIES</b>                         |                     |
| SCHOOL, COUNTY, SPECIAL DISTRICT TAXES | 38,942.46           |                                       |                     | Cash Liabilities                           | 169,290.64          |
| RESERVE FOR UNCOLLECTED TAXES          | 2,196,617.74        |                                       |                     | Reserves for Receivables                   | 209,077.21          |
|  | 167,212.02          |                                       |                     | Surplus Dec. 31, 1969                      | 268,805.20          |
| <b>EXPENDITURES</b>                    |                     |                                       |                     | Total                                      | 647,173.05          |
| <b>TOTAL</b>                           | <b>3,458,137.22</b> |                                       |                     |  |                     |

|                 |                |                                     |            |                             |        |                        |        |                            |       |
|-----------------|----------------|-------------------------------------|------------|-----------------------------|--------|------------------------|--------|----------------------------|-------|
| 0230            |                | LITTLE FERRY BORO                   | -          | BERGEN                      | COUNTY | PER CAPITA:            |        | PER CENT:                  |       |
| Population 1960 | 6,175          | Net Valuation Taxable               | 49,365,972 |                             |        | Gross Debt             | 129.30 | Gross Debt                 | 1.79  |
| Population 1969 | 9,370          | State Equalized Value               | 70,402,127 | General Tax Rate Per \$100. | 3.80   | Net Debt               | 36.02  | Net Debt                   | .50   |
|                 |                | Net Valuation on Which County Taxes |            |                             |        | Debt Service           | 3.40   | Tax Levy Collected         | 97.89 |
| Moody Rating    |                | are apportioned:                    | 74,090,674 | State Equalized             |        | Total Tax Levy         | 196.48 | Tax Levy Cancelled, Abated |       |
| Land Area       | 1.50 Sq. Miles | State Equalization Ratio            | .7012      | General Tax Rate:           | 2.66   | Municipal Expenditures | 100.57 | or Adjusted                | .23   |

| 1969 EXPENDITURES                      |              | 1969 REVENUES                         |              | 1969 PROPERTY TAX                          |              |
|--|--------------|---------------------------------------|--------------|--|--------------|
| <b>GENERAL GOVERNMENT</b>              |              | 1969 — Property Taxes Collected       |              | STATE EQUALIZED TAX RATE                   |              |
| Governing Body & Public Boards         |              | 1969 Payments in Lieu of Taxes        | 1,806,530.59 | Local District School Taxes                | 1.54         |
| Municipal Clerk                        |              | Delinquent Tax & Lien Collections     | 3,509.26     | Regional & Consolidated School Tax         |              |
| Financial Administration               | 16,075.00    | Business Personalty Replacement Taxes | 32,444.39    | School Taxes in Municipal Budget           |              |
| Assessment of Taxes                    | 8,100.00     | Taxes from Public Utilities           | 56,282.00    | County Taxes                               | .43          |
| Collection of Taxes                    | 13,175.00    | Other Miscellaneous Tax Revenues      | 122,314.57   | County Library Taxes                       |              |
| Planning, Housing & Development        | 3,730.00     | State Aid Revenues                    | 27,820.55    | Local Municipal Purpose Taxes              | .62          |
| Human Resources                        | 50.00        | Federal Aid Revenues                  |              | Veteran & Senior Citizen Taxes             | .06          |
| Elections                              | 1,450.00     | Sale of Acquired Property             | 63,101.17    | Total Taxes for Rate Computation           | 2.65         |
| General Administration (other)         | 42,725.00    | Other Miscellaneous Revenues          | 2,112,002.53 | Special District Taxes                     |              |
| <b>JUDICIARY</b>                       |              | 1969 Revenues                         | 2,345,902.53 | Bank Stock Taxes                           | 1,680.34     |
| Municipal Courts                       | 6,950.00     | Prior Years Surplus Appropriated      | 233,900.00   | Added and Omitted Taxes                    | 12,265.19    |
| <b>PUBLIC SAFETY</b>                   |              | <b>REVENUES</b>                       | <b>TOTAL</b> | Total Taxes Levied - ABSTRACT              | 1,841,023.14 |
| Fire Protection                        | 53,075.00    |                                       |              | <b>TOTAL TAXES BILLED</b>                  | 1,845,432.47 |
| Police Protection                      | 180,800.00   |                                       |              | 1969 TAXES COLLECTED                       | 1,806,530.59 |
| Civil Defense & Disaster Control       | 1,625.00     |                                       |              | 1969 Taxes Cancelled, Abated or Adjusted   | 4,194.04     |
| Environmental Inspection & Control     | 5,825.00     |                                       |              | Transfer to Tax Title Liens or Foreclosed  |              |
| Other Public Safety                    |              |                                       |              | Balance Outstanding Dec. 31, 1969          | 34,707.84    |
| <b>PUBLIC WORKS</b>                    |              |                                       |              | <b>PRIOR YEARS TAXES OUTSTANDING</b>       |              |
| Streets and Drainage                   | 108,185.00   |                                       |              | Balance January 1, 1969                    | 33,367.15    |
| Sewers and Sewage Processing           | 107,711.20   |                                       |              | Collected in 1969                          | 30,734.95    |
| Garbage and Trash Disposal             | 60,000.00    |                                       |              | Cancelled, Abated or Adjusted (1969)       | .02          |
| Public Buildings and Grounds           | 13,365.00    |                                       |              | Transfers to Tax Title Liens or Foreclosed |              |
| Other Public Works                     |              |                                       |              | Balance December 31, 1969                  | 2,632.18     |
| <b>HEALTH and WELFARE</b>              |              |                                       |              | <b>TAX TITLE LIENS OUTSTANDING</b>         |              |
| Health Services Except Environmental   | 8,000.00     |                                       |              | Balance January 1, 1969                    | 1,709.44     |
| Welfare-Public Assistance              | 6,925.00     |                                       |              | Transfers From Taxes                       |              |
| Hospitals, Clinics, First Aid          |              |                                       |              | Redeemed in 1969                           | 1,709.44     |
| Animal, Insect, & Rodent Control       | 500.00       |                                       |              | Cancelled, Abated or Adjusted (1969)       |              |
| Other Welfare Services                 |              |                                       |              | Transfers to Foreclosed Property           |              |
| <b>RECREATION and CONSERVATION</b>     |              |                                       |              | Balance December 31, 1969                  |              |
| Beaches and Boardwalks                 | 29,125.00    |                                       |              | <b>PROPERTY ACQUIRED BY DEED OR</b>        |              |
| Parks, Playgrounds, Shade Trees        |              |                                       |              | <b>FORECLOSURE</b>                         |              |
| Land Reclamation & Conservation        | 1,500.00     |                                       |              | Balance January 1, 1969                    | 23,194.00    |
| Other Recreational Services            |              |                                       |              | Transfers From Taxes or Liens              |              |
| <b>EDUCATION (excluding schools)</b>   |              |                                       |              | Sale for Cash (1969)                       |              |
| Libraries                              | 31,125.00    |                                       |              | Cancelled, Abated or Adjusted (1969)       |              |
| Other Educational Services             |              |                                       |              | Balance December 31, 1969                  | 23,194.00    |
| <b>STATUTORY EXPENDITURES</b>          |              |                                       |              | <b>CURRENT FINANCES DECEMBER 31, 1969</b>  |              |
| Pensions & F.I.C.A.                    | 34,200.00    |                                       |              | <b>ASSETS</b>                              |              |
| Employee Fringe Benefits               | 16,810.00    |                                       |              | Cash Dec. 31, 1969                         | 454,185.91   |
| Other Statutory Expenditures           |              |                                       |              | Taxes Receivable                           | 37,340.02    |
| <b>MUNICIPAL FUNCTIONS</b>             |              |                                       |              | Tax Title Liens                            |              |
| <b>CAPITAL IMPROVEMENTS</b>            |              |                                       |              | Foreclosed Property                        | 23,194.00    |
| <b>DEBT SERVICE</b>                    |              |                                       |              | Emergencies & Other Deferred Charges       | 34,600.00    |
| Principal Payments                     | 20,000.00    |                                       |              | State Aid Receivable                       | 6.00         |
| Interest Payments                      | 11,820.00    |                                       |              | Other Receivables                          | 3,926.16     |
| <b>DEFERRED CHARGES</b>                |              |                                       |              | Total                                      | 515,912.07   |
| SCHOOL, COUNTY, SPECIAL DISTRICT TAXES | 1,391,006.52 |                                       |              | <b>LIABILITIES</b>                         |              |
| RESERVE FOR UNCOLLECTED TAXES          | 110,072.07   |                                       |              | Cash Liabilities                           | 48,026.83    |
| <b>EXPENDITURES</b>                    | <b>TOTAL</b> |                                       |              | Reserves for Receivables                   | 64,460.18    |
|  | 2,333,351.69 |                                       |              | Surplus Dec. 31, 1969                      | 440,765.08   |
|  |              |                                       |              | Total                                      | 553,252.09   |

1323  
Population 1960 5,202  
Population 1969 6,040  
Moody Rating  
Land Area 2.72 Sq. Miles

**LITTLE SILVER BORO - MONMOUTH COUNTY**  
Net Valuation Taxable 51,380,061  
State Equalized Value 57,273,504  
Net Valuation on Which County Taxes  
are apportioned: 56,472,719  
State Equalization Ratio .8971  
General Tax Rate Per \$100. 3.49  
State Equalized  
General Tax Rate: 3.13

PER CAPITA:  
Gross Debt 254.29  
Net Debt 147.77  
Debt Service 3.85  
Total Tax Levy 296.07  
Municipal Expenditures 103.91

PER CENT:  
Gross Debt 2.84  
Net Debt 1.65  
Tax Levy Collected 96.09  
Tax Levy Cancelled, Abated  
or Adjusted

| 1969 EXPENDITURES                      |                     | 1969 REVENUES                                     |                    | 1969 PROPERTY TAX                          |                     |
|--|---------------------|---|--------------------|--|---------------------|
| <b>GENERAL GOVERNMENT</b>              |                     | <b>1969 — Property Taxes Collected</b>            |                    | <b>STATE EQUALIZED TAX RATE</b>            |                     |
| Governing Body & Public Boards         |                     |   | 1,718,276.76       | Local District School Taxes                | 1.92 1,098,670.00   |
| Municipal Clerk                        |                     | 1969 Payments in Lieu of Taxes                    |                    | Regional & Consolidated School Tax         |                     |
| Financial Administration               | 14,815.00           | Delinquent Tax & Lien Collections                 | 73,333.72          | School Taxes in Municipal Budget           |                     |
| Assessment of Taxes                    | 8,445.00            | Business Personalty Replacement Taxes             | 30,646.00          | County Taxes                               | .59 338,258.51      |
| Collection of Taxes                    | 8,855.00            | Taxes from Public Utilities                       | 90,195.35          | County Library Taxes                       | .02 12,654.09       |
| Planning, Housing & Development        | 4,070.00            | Other Miscellaneous Tax Revenues                  |                    | Local Municipal Purpose Taxes              | .54 308,466.59      |
| Human Resources                        |                     | State Aid Revenues                                | 32,268.11          | Veteran & Senior Citizen Taxes             | .06 36,930.00       |
| Elections                              | 1,507.00            | Federal Aid Revenues                              |                    | Total Taxes for Rate Computation           | 3.13 1,794,979.19   |
| General Administration (other)         | 34,469.00           | Sale of Acquired Property                         |                    | Special District Taxes                     |                     |
| <b>JUDICIARY</b>                       |                     | Other Miscellaneous Revenues                      | 45,054.41          | Bank Stock Taxes                           | 3,245.41            |
| Municipal Courts                       | 3,880.00            | 1969 Revenues                                     | 1,989,774.35       | Added and Omitted Taxes                    | 26,946.91           |
| <b>PUBLIC SAFETY</b>                   |                     | Prior Years Surplus Appropriated                  | 70,000.00          | Total Taxes Levied - ABSTRACT              | 1,788,241.51        |
| Fire Protection                        | 17,080.00           | <b>REVENUES</b>                                   | <b>TOTAL</b>       | <b>TOTAL TAXES BILLED</b>                  | <b>1,788,241.51</b> |
| Police Protection                      | 145,247.00          |   | 2,059,774.35       | <b>1969 TAXES COLLECTED</b>                | <b>1,718,276.76</b> |
| Civil Defense & Disaster Control       | 1,050.00            | <b>1969 REAL PROPERTY VALUATIONS</b>              |                    | 1969 Taxes Cancelled, Abated or Adjusted   |                     |
| Environmental Inspection & Control     | 2,855.00            | Code Class # of Parcels %VAL'N                    | ASSESSED VALUATION | Transfer to Tax Title Liens or Foreclosed  |                     |
| Other Public Safety                    |                     | 1 Vacant Land 225 3.74                            | 1,903,850.00       | Balance Outstanding Dec. 31, 1969          |                     |
| <b>PUBLIC WORKS</b>                    |                     | 2 Residential 1728 89.44                          | 45,529,250.00      | <b>PRIOR YEARS TAXES OUTSTANDING</b>       |                     |
| Streets and Drainage                   | 90,864.00           | 3 Farm 9 1.26                                     | 639,742.00         | Balance January 1, 1969                    | 75,522.49           |
| Sewers and Sewage Processing           |                     | 4a Commercial 61 5.56                             | 2,832,700.00       | Collected in 1969                          | 73,333.72           |
| Garbage and Trash Disposal             | 55,281.00           | 4b Industrial                                     |                    | Cancelled, Abated or Adjusted (1969)       |                     |
| Public Buildings and Grounds           | 15,443.00           | 4c Apartments                                     |                    | Transfers to Tax Title Liens or Foreclosed |                     |
| Other Public Works                     |                     | Total 2023 100.00                                 | 50,905,542.00      | Balance December 31, 1969                  | 2,188.77            |
| <b>HEALTH AND WELFARE</b>              |                     | <b>CAPITAL DEBT AUTHORIZED, DECEMBER 31, 1969</b> |                    | <b>TAX TITLE LIENS OUTSTANDING</b>         |                     |
| Health Services Except Environmental   | 6,075.00            | ISSUED AND UNISSUED                               | GROSS DEBT         | Balance January 1, 1969                    | 580.43              |
| Welfare-Public Assistance              | 664.00              | School  | 643,425            | Transfers From Taxes                       |                     |
| Hospitals, Clinics, First Aid          |                     | Self-liquidating                                  |                    | Redeemed in 1969                           |                     |
| Animal, Insect, & Rodent Control       |                     | Other   | 892,505            | Cancelled, Abated or Adjusted (1969)       |                     |
| Other Welfare Services                 |                     | Total   | 1,535,930          | Transfers to Foreclosed Property           |                     |
| <b>RECREATION and CONSERVATION</b>     |                     | <b>ISSUED AND OUTSTANDING</b>                     |                    | Balance December 31, 1969                  | 580.43              |
| Beaches and Boardwalks                 |                     | School  | 285,000.00         | <b>PROPERTY ACQUIRED BY DEED OR</b>        |                     |
| Parks, Playgrounds, Shade Trees        | 15,578.00           | Self-liquidating                                  |                    | <b>FORECLOSURE</b>                         |                     |
| Land Reclamation & Conservation        | 500.00              | Other   | 245,000.00         | Balance January 1, 1969                    | 10,150.00           |
| Other Recreational Services            |                     | Total   | 530,000.00         | Transfers From Taxes or Liens              |                     |
| <b>EDUCATION (excluding schools)</b>   |                     | <b>EQUALIZED VALUATION BASIS</b>                  |                    | Sale for Cash (1969)                       |                     |
| Libraries                              | 12,465.00           | <b>FOR NET DEBT COMPUTATION</b>                   |                    | Cancelled, Abated or Adjusted (1969)       |                     |
| Other Educational Services             |                     | TOTAL   |                    | Balance December 31, 1969                  | 10,150.00           |
| <b>STATUTORY EXPENDITURES</b>          |                     | 1969 CAPITAL OUTLAY                               |                    | <b>CURRENT FINANCES DECEMBER 31, 1969</b>  |                     |
| Pensions & F.I.C.A.                    | 17,278.10           | Beaches and Boardwalks                            |                    | <b>ASSETS</b>                              |                     |
| Employee Fringe Benefits               | 8,590.00            | Parks and Playgrounds                             |                    | Cash Dec. 31, 1969                         | 719,726.58          |
| Other Statutory Expenditures           |                     | Public Buildings and Grounds                      |                    | Taxes Receivable                           | 72,153.52           |
| <b>MUNICIPAL FUNCTIONS</b>             |                     | Vehicular Equipment                               |                    | Tax Title Liens                            | 580.43              |
| <b>CAPITAL IMPROVEMENTS</b>            |                     | Streets, Roads, Sidewalks, Storm Sewers           |                    | Foreclosed Property                        | 10,150.00           |
| <b>DEBT SERVICE</b>                    |                     | Sewer System                                      |                    | Emergencies & Other Deferred Charges       | 4,340.00            |
| Principal Payments                     | 7,000.00            | Water Service                                     |                    | State Aid Receivable                       | 56,717.00           |
| Interest Payments                      | 16,235.00           | Other Utilities                                   |                    | Other Receivables                          | 117,032.87          |
|  |                     | Hospitals and Clinics                             |                    | Total                                      | 980,700.40          |
| <b>DEFERRED CHARGES</b>                |                     | Garbage and Trash Disposal Facilities             |                    | <b>LIABILITIES</b>                         |                     |
| SCHOOL, COUNTY, SPECIAL DISTRICT TAXES | 8,747.90            | Health Equipment                                  |                    | Cash Liabilities                           | 645,277.71          |
| <b>RESERVE FOR UNCOLLECTED TAXES</b>   |                     | Library and Education Facilities                  |                    | Reserves for Receivables                   | 199,916.82          |
|  | 105,623.00          | Conservation and Recreation                       |                    | Surplus Dec. 31, 1969                      | 135,505.87          |
| <b>EXPENDITURES</b>                    |                     | Other Expenditures                                |                    | Total                                      | 980,700.40          |
| <b>TOTAL</b>                           | <b>2,077,199.60</b> |   |                    |  |                     |

0710  
 Population 1960 23,124  
 Population 1969 29,390  
 S & P Rating A  
 Moody Rating A  
 Land Area 14.00 Sq. Miles

LIVINGSTON TWP - ESSEX COUNTY  
 Net Valuation Taxable 269,365,800  
 State Equalized Value 292,820,741  
 Net Valuation on Which County Taxes  
 are apportioned: 291,151,779  
 State Equalization Ratio .9199

General Tax Rate Per \$100. 4.24  
 State Equalized  
 General Tax Rate: 3.90

PER CAPITA:  
 Gross Debt 340.38  
 Net Debt 81.18  
 Debt Service 7.29  
 Total Tax Levy 386.00  
 Municipal Expenditures 114.51

PER CENT:  
 Gross Debt 3.70  
 Net Debt .88  
 Tax Levy Collected 96.35  
 Tax Levy Cancelled, Abated  
 or Adjusted .65

| 1969 EXPENDITURES                      |                      | 1969 REVENUES                                     |                            | 1969 PROPERTY TAX                          |                    |
|--|----------------------|---|----------------------------|--|--------------------|
| <b>GENERAL GOVERNMENT</b>              |                      | 1969 — Property Taxes Collected 10,940,894.43     |                            | <b>STATE EQUALIZED TAX RATE</b> 2.27       |                    |
| Governing Body & Public Boards         |                      | 1969 Payments in Lieu of Taxes                    | 579,218.33                 | Local District School Taxes                | 6,650,573.00       |
| Municipal Clerk                        | 23,980.00            | Delinquent Tax & Lien Collections                 | 142,605.00                 | Regional & Consolidated School Tax         |                    |
| Financial Administration               | 19,793.00            | Business Personalty Replacement Taxes             | 480,977.74                 | School Taxes in Municipal Budget           |                    |
| Assessment of Taxes                    | 38,918.00            | Taxes from Public Utilities                       |                            | County Taxes                               | 1.13 3,300,350.24  |
| Collection of Taxes                    | 21,065.00            | Other Miscellaneous Tax Revenues                  | 101,937.76                 | County Library Taxes                       |                    |
| Planning, Housing & Development        | 4,000.00             | State Aid Revenues                                |                            | Local Municipal Purpose Taxes              | .44 1,286,686.41   |
| Human Resources                        | 2,800.00             | Federal Aid Revenues                              |                            | Veteran & Senior Citizen Taxes             | .06 173,200.00     |
| Elections                              | 268,801.00           | Sale of Acquired Property                         |                            | Total Taxes for Rate Computation           | 3.90 11,410,809.65 |
| General Administration (other)         |                      | Other Miscellaneous Revenues                      | 514,654.34                 | Special District Taxes                     |                    |
| <b>JUDICIARY</b>                       |                      | 1969 Revenues                                     | Total 12,760,287.60        | Bank Stock Taxes                           | 10,939.19          |
| Municipal Courts                       | 17,050.00            | Prior Years Surplus Appropriated                  | 798,000.00                 | Added and Omitted Taxes                    | 96,125.04          |
| <b>PUBLIC SAFETY</b>                   |                      | <b>REVENUES</b>                                   | <b>TOTAL</b> 13,558,287.60 | Total Taxes Levied - ABSTRACT              | 11,344,673.88      |
| Fire Protection                        | 56,112.00            | <b>1969 REAL PROPERTY VALUATIONS</b>              |                            | <b>TOTAL TAXES BILLED</b>                  | 11,355,614.79      |
| Police Protection                      | 523,347.54           | Code Class # of Parcels %VAL'N                    | ASSESSED VALUATION         | <b>1969 TAXES COLLECTED</b>                | 10,940,894.43      |
| Civil Defense & Disaster Control       | 8,750.00             | 1 Vacant Land 714 6.20                            | 16,462,000.00              | 1969 Taxes Cancelled, Abated or Adjusted   | 73,619.85          |
| Environmental Inspection & Control     | 39,022.00            | 2 Residential 7718 79.31                          | 210,677,300.00             | Transfer to Tax Title Liens or Foreclosed  | 19,924.26          |
| Other Public Safety                    |                      | 3 Farm 3 .01                                      | 31,300.00                  | Balance Outstanding Dec. 31, 1969          | 321,176.25         |
| <b>PUBLIC WORKS</b>                    |                      | 4a Commercial 221 9.42                            | 25,019,300.00              | <b>PRIOR YEARS TAXES OUTSTANDING</b>       |                    |
| Streets and Drainage                   | 309,462.00           | 4b Industrial 85 5.06                             | 13,447,700.00              | Balance January 1, 1969                    | 657,184.17         |
| Sewers and Sewage Processing           | 166,281.00           | 4c Apartments                                     |                            | Collected in 1969                          | 540,285.30         |
| Garbage and Trash Disposal             | 56,089.00            | Total 8741 100.00                                 | 265,637,600.00             | Cancelled, Abated or Adjusted (1969)       | 90,071.90          |
| Public Buildings and Grounds           |                      | <b>CAPITAL DEBT AUTHORIZED, DECEMBER 31, 1969</b> |                            | Transfers to Tax Title Liens or Foreclosed | 22,402.51          |
| Other Public Works                     |                      | ISSUED AND UNISSUED                               | GROSS DEBT                 | Balance December 31, 1969                  | 4,424.46           |
| <b>HEALTH and WELFARE</b>              |                      | School  | 7,055,000                  | <b>TAX TITLE LIENS OUTSTANDING</b>         |                    |
| Health Services Except Environmental   | 52,679.00            | Self-liquidating                                  | 546,000                    | Balance January 1, 1969                    | 36,571.12          |
| Welfare-Public Assistance              | 5,290.00             | Other   | 2,402,902                  | Transfers From Taxes                       | 44,805.29          |
| Hospitals, Clinics, First Aid          |                      | Total   | 10,003,902                 | Redeemed in 1969                           | 38,933.03          |
| Animal, Insect, & Rodent Control       |                      | <b>ISSUED AND OUTSTANDING</b>                     |                            | Cancelled, Abated or Adjusted (1969)       |                    |
| Other Welfare Services                 |                      | School  | 6,759,000.00               | Transfers to Foreclosed Property           |                    |
| <b>RECREATION and CONSERVATION</b>     |                      | Self-Liquidating                                  | 216,000.00                 | Balance December 31, 1969                  | 42,443.38          |
| Beaches and Boardwalks                 | 223,991.00           | Other   | 1,227,000.00               | <b>PROPERTY ACQUIRED BY DEED OR</b>        |                    |
| Parks, Playgrounds, Shade Trees        |                      | Total   | 8,202,000.00               | <b>FORECLOSURE</b>                         |                    |
| Land Reclamation & Conservation        |                      | <b>EQUALIZED VALUATION BASIS</b>                  |                            | Balance January 1, 1969                    | 289,350.00         |
| Other Recreational Services            |                      | FOR NET DEBT COMPUTATION                          | 270,296,146.00             | Transfers From Taxes or Liens              |                    |
| <b>EDUCATION (excluding schools)</b>   |                      | 1969 CAPITAL OUTLAY                               | TOTAL 276,853.89           | Sale for Cash (1969)                       |                    |
| Libraries                              | 200,000.00           | Beaches and Boardwalks                            |                            | Cancelled, Abated or Adjusted (1969)       |                    |
| Other Educational Services             |                      | Parks and Playgrounds                             | 107,491.42                 | Balance December 31, 1969                  | 289,350.00         |
| <b>STATUTORY EXPENDITURES</b>          |                      | Public Buildings and Grounds                      | 30,850.00                  | <b>CURRENT FINANCES DECEMBER 31, 1969</b>  |                    |
| Pensions & F.I.C.A.                    | 161,292.96           | Vehicular Equipment                               |                            | <b>ASSETS</b>                              |                    |
| Employee Fringe Benefits               | 26,000.00            | Streets, Roads, Sidewalks, Storm Sewers           | 92,597.93                  | Cash Dec. 31, 1969                         | 2,211,012.17       |
| Other Statutory Expenditures           |                      | Sewer System                                      |                            | Taxes Receivable                           | 325,600.71         |
| <b>MUNICIPAL FUNCTIONS</b>             |                      | Water Service                                     | 45,914.54                  | Tax Title Liens                            | 42,443.38          |
| <b>CAPITAL IMPROVEMENTS</b>            |                      | Other Utilities                                   |                            | Foreclosed Property                        | 289,350.00         |
| <b>DEBT SERVICE</b>                    |                      | Hospitals and Clinics                             |                            | Emergencies & Other Deferred Charges       |                    |
| Principal Payments                     | 163,000.00           | Garbage and Trash Disposal Facilities             |                            | State Aid Receivable                       | 11.14              |
| Interest Payments                      | 51,368.50            | Health Equipment                                  |                            | Other Receivables                          | 129,850.92         |
| <b>DEFERRED CHARGES</b>                |                      | Library and Education Facilities                  |                            | Total                                      | 2,998,268.32       |
| SCHOOL, COUNTY, SPECIAL DISTRICT TAXES | 31,005.00            | Conservation and Recreation                       |                            | <b>LIABILITIES</b>                         |                    |
| <b>RESERVE FOR UNCOLLECTED TAXES</b>   |                      | Other Expenditures                                |                            | Cash Liabilities                           | 905,311.86         |
|  | 9,950,923.24         |   |                            | Reserves for Receivables                   | 787,245.01         |
|  | 693,623.86           |   |                            | Surplus Dec. 31, 1969                      | 1,305,711.45       |
| <b>EXPENDITURES</b>                    |                      |   |                            | Total                                      | 2,998,268.32       |
| <b>TOTAL</b>                           | <b>13,316,359.10</b> |   |                            |  |                    |

| 1324            |               | LOCH ARBOUR VILL                                     |           | - MONMOUTH COUNTY           |      | PER CAPITA:            |          | PER CENT:                              |       |
|-----------------|---------------|--|-----------|-----------------------------|------|------------------------|----------|--|-------|
| Population 1960 | 297           | Net Valuation Taxable                                | 2,428,427 |                             |      | Gross Debt             | 897.90   | Gross Debt                             | 8.27  |
| Population 1969 | 290           | State Equalized Value                                | 3,342,638 | General Tax Rate Per \$100. | 6.85 | Net Debt               | 475.86   | Net Debt                               | 4.38  |
|                 |               | Net Valuation on Which County Taxes are apportioned: | 3,179,353 | State Equalized             |      | Debt Service           | 52.91    | Tax Levy Collected                     | 96.41 |
| Moody Rating    |               | State Equalization Ratio                             | .7265     | General Tax Rate:           | 4.97 | Total Tax Levy         | 4,368.69 | Tax Levy Cancelled, Abated or Adjusted |       |
| Land Area       | .08 Sq. Miles |  |           |                             |      | Municipal Expenditures | 482.50   |  |       |

| 1969 EXPENDITURES                      |              | 1969 REVENUES                         |            | 1969 PROPERTY TAX                          |                |
|--|--------------|---------------------------------------|------------|--|----------------|
| GENERAL GOVERNMENT                     |              | 1969 — Property Taxes Collected       |            | STATE EQUALIZED TAX RATE                   |                |
| Governing Body & Public Boards         |              | 1969 Payments in Lieu of Taxes        | 159,081.53 | Local District School Taxes                |                |
| Municipal Clerk                        |              | Delinquent Tax & Lien Collections     | 6,692.18   | Regional & Consolidated School Tax         | 2.39 79,773.83 |
| Financial Administration               | 3,376.00     | Business Personalty Replacement Taxes | 2,342.00   | School Taxes in Municipal Budget           |                |
| Assessment of Taxes                    | 2,050.00     | Taxes from Public Utilities           | 5,747.77   | County Taxes                               | .57 19,019.07  |
| Collection of Taxes                    | 1,026.00     | Other Miscellaneous Tax Revenues      | 1,451.70   | County Library Taxes                       | .02 711.16     |
| Planning, Housing & Development        | 2,033.50     | State Aid Revenues                    |            | Local Municipal Purpose Taxes              | 1.96 65,500.00 |
| Human Resources                        |              | Federal Aid Revenues                  |            | Veteran & Senior Citizen Taxes             | .04 1,420.00   |
| Elections                              |              | Sale of Acquired Property             |            | Total Taxes for Rate Computation           | 4.98 66,424.06 |
| General Administration (other)         | 15,460.55    | Other Miscellaneous Revenues          | 24,275.73  | Special District Taxes                     |                |
| JUDICIARY                              |              | 1969 Revenues                         | 199,590.91 | Bank Stock Taxes                           |                |
| Municipal Courts                       | 1,407.50     | Prior Years Surplus Appropriated      | 27,000.00  | Added and Omitted Taxes                    |                |
| PUBLIC SAFETY                          |              | REVENUES                              | 226,590.91 | Total Taxes Levied - ABSTRACT              | 166,424.04     |
| Fire Protection                        | 3,076.00     |                                       |            | TOTAL TAXES BILLED                         | 165,004.06     |
| Police Protection                      | 16,448.35    |                                       |            | 1969 TAXES COLLECTED                       | 159,081.53     |
| Civil Defense & Disaster Control       | 100.00       |                                       |            | 1969 Taxes Cancelled, Abated or Adjusted   |                |
| Environmental Inspection & Control     | 183.10       |                                       |            | Transfer to Tax Title Liens or Foreclosed  |                |
| Other Public Safety                    |              |                                       |            | Balance Outstanding Dec. 31, 1969          | 5,922.53       |
| PUBLIC WORKS                           |              |                                       |            | PRIOR YEARS TAXES OUTSTANDING              |                |
| Streets and Drainage                   | 4,800.00     |                                       |            | Balance January 1, 1969                    | 6,692.18       |
| Sewers and Sewage Processing           | 25,700.00    |                                       |            | Collected in 1969                          | 6,692.18       |
| Garbage and Trash Disposal             | 18,760.00    |                                       |            | Cancelled, Abated or Adjusted (1969)       |                |
| Public Buildings and Grounds           | 235.00       |                                       |            | Transfers to Tax Title Liens or Foreclosed |                |
| Other Public Works                     |              |                                       |            | Balance December 31, 1969                  |                |
| HEALTH and WELFARE                     |              |                                       |            | TAX TITLE LIENS OUTSTANDING                |                |
| Health Services Except Environmental   | 755.00       |                                       |            | Balance January 1, 1969                    |                |
| Welfare-Public Assistance              |              |                                       |            | Transfers From Taxes                       |                |
| Hospitals, Clinics, First Aid          | 200.00       |                                       |            | Redeemed in 1969                           |                |
| Animal, Insect, & Rodent Control       |              |                                       |            | Cancelled, Abated or Adjusted (1969)       |                |
| Other Welfare Services                 |              |                                       |            | Transfers to Foreclosed Property           |                |
| RECREATION and CONSERVATION            |              |                                       |            | Balance December 31, 1969                  |                |
| Beaches and Boardwalks                 | 12,054.45    |                                       |            | PROPERTY ACQUIRED BY DEED OR               |                |
| Parks, Playgrounds, Shade Trees        |              |                                       |            | FORECLOSURE                                |                |
| Land Reclamation & Conservation        |              |                                       |            | Balance January 1, 1969                    |                |
| Other Recreational Services            |              |                                       |            | Transfers From Taxes or Liens              |                |
| EDUCATION (excluding schools)          |              |                                       |            | Sale for Cash (1969)                       |                |
| Libraries                              |              |                                       |            | Cancelled, Abated or Adjusted (1969)       |                |
| Other Educational Services             |              |                                       |            | Balance December 31, 1969                  |                |
| STATUTORY EXPENDITURES                 |              |                                       |            | CURRENT FINANCES DECEMBER 31, 1969         |                |
| Pensions & F.I.C.A.                    | 700.00       |                                       |            | ASSETS                                     |                |
| Employee Fringe Benefits               |              |                                       |            | Cash Dec. 31, 1969                         | 113,493.16     |
| Other Statutory Expenditures           |              |                                       |            | Taxes Receivable                           | 5,922.53       |
| MUNICIPAL FUNCTIONS                    |              |                                       |            | Tax Title Liens                            |                |
| CAPITAL IMPROVEMENTS                   | 500.00       |                                       |            | Foreclosed Property                        |                |
| DEBT SERVICE                           |              |                                       |            | Emergencies & Other Deferred Charges       | 15,450.00      |
| Principal Payments                     | 10,000.00    |                                       |            | State Aid Receivable                       | 17,976.00      |
| Interest Payments                      | 5,342.50     |                                       |            | Other Receivables                          |                |
| DEFERRED CHARGES                       | 2,783.50     |                                       |            | Total                                      | 152,841.69     |
| SCHOOL, COUNTY, SPECIAL DISTRICT TAXES | 1,198,174.06 |                                       |            | LIABILITIES                                |                |
| RESERVE FOR UNCOLLECTED TAXES          | 12,933.55    |                                       |            | Cash Liabilities                           | 112,816.32     |
|  |              |                                       |            | Reserves for Receivables                   | 5,922.53       |
|  |              |                                       |            | Surplus Dec. 31, 1969                      | 34,102.84      |
| EXPENDITURES                           |              |                                       |            | Total                                      | 152,841.69     |
| TOTAL                                  | 1,338,099.06 |                                       |            |  |                |

0231  
Population 1960 23,502  
Population 1969 28,020  
S & P Rating BBB  
Moody Rating BA  
Land Area 2.20 Sq. Miles

LODI BORO - BERGEN COUNTY  
Net Valuation Taxable 122,473,748  
State Equalized Value 171,315,915  
Net Valuation on Which County Taxes  
are apportioned: 175,191,733  
State Equalization Ratio .7149  
General Tax Rate Per \$100. 3.67  
State Equalized  
General Tax Rate: 2.62

PER CAPITA:  
Gross Debt 308.44  
Net Debt 72.41  
Debt Service 9.49  
Total Tax Levy 156.95  
Municipal Expenditures 86.22

PER CENT:  
Gross Debt 5.42  
Net Debt 1.27  
Tax Levy Collected 98.74  
Tax Levy Cancelled, Abated  
or Adjusted .43

| 1969 EXPENDITURES                             |                     | 1969 REVENUES                                     |                           | 1969 PROPERTY TAX                          |                   |
|---|---------------------|---|---------------------------|--|-------------------|
| <b>GENERAL GOVERNMENT</b>                     |                     |   |                           | <b>STATE EQUALIZED TAX RATE</b>            |                   |
| Governing Body & Public Boards                | 700.00              | 1969 — Property Taxes Collected                   | 4,342,439.49              | Local District School Taxes                | 1.33 2,282,236.00 |
| Municipal Clerk                               |                     | 1969 Payments in Lieu of Taxes                    | 11,780.28                 | Regional & Consolidated School Tax         |                   |
| Financial Administration                      | 94,500.00           | Delinquent Tax & Lien Collections                 | 42,261.03                 | School Taxes in Municipal Budget           |                   |
| Assessment of Taxes                           | 104,300.00          | Business Personalty Replacement Taxes             | 228,111.00                | County Taxes                               | .42 719,594.92    |
| Collection of Taxes                           | 37,450.00           | Taxes from Public Utilities                       | 196,699.83                | County Library Taxes                       |                   |
| Planning, Housing & Development               | 18,200.00           | Other Miscellaneous Tax Revenues                  |                           | Local Municipal Purpose Taxes              | .80 1,370,407.98  |
| Human Resources                               |                     | State Aid Revenues                                | 103,640.84                | Veteran & Senior Citizen Taxes             | .07 114,630.00    |
| Elections                                     | 3,225.00            | Federal Aid Revenues                              |                           | Total Taxes for Rate Computation           | 2.62 4,486,868.90 |
| General Administration (other)                | 115,105.00          | Sale of Acquired Property                         | 8,000.00                  | Special District Taxes                     |                   |
| <b>JUDICIARY</b>                              |                     | Other Miscellaneous Revenues                      | 178,195.63                | Bank Stock Taxes                           | 5,826.02          |
| Municipal Courts                              | 25,650.00           | 1969 Revenues                                     | Total 5,111,128.10        | Added and Omitted Taxes                    | 19,578.05         |
| <b>PUBLIC SAFETY</b>                          |                     | Prior Years Surplus Appropriated                  | 256,000.00                | Total Taxes Levied - ABSTRACT              | 4,397,642.97      |
| Fire Protection                               | 62,300.00           | <b>REVENUES</b>                                   | <b>TOTAL 5,367,128.10</b> | <b>TOTAL TAXES BILLED</b>                  | 4,397,642.97      |
| Police Protection                             | 488,532.00          |   |                           | <b>1969 TAXES COLLECTED</b>                | 4,342,439.49      |
| Civil Defense & Disaster Control              | 1,000.00            | <b>1969 REAL PROPERTY VALUATIONS</b>              |                           | 1969 Taxes Cancelled, Abated or Adjusted   | 18,807.51         |
| Environmental Inspection & Control            | 16,278.00           | Code Class # of Parcels %VAL'N                    | ASSESSED VALUATION        | Transfer to Tax Title Liens or Foreclosed  | 60.55             |
| Other Public Safety                           | 500.00              | 1 Vacant Land 325 1.21                            | 1,469,200.00              | Balance Outstanding Dec. 31, 1969          | 36,335.42         |
| <b>PUBLIC WORKS</b>                           |                     | 2 Residential 4061 57.62                          | 69,970,750.00             | <b>PRIOR YEARS TAXES OUTSTANDING</b>       |                   |
| Streets and Drainage                          | 139,850.00          | 3 Farm  |                           | Balance January 1, 1969                    | 99,884.92         |
| Sewers and Sewage Processing                  | 189,800.00          | 4a Commercial 377 14.56                           | 17,685,450.00             | Collected in 1969                          | 42,261.03         |
| Garbage and Trash Disposal                    | 188,000.00          | 4b Industrial 146 17.02                           | 20,664,850.00             | Cancelled, Abated or Adjusted (1969)       |                   |
| Public Buildings and Grounds                  | 77,550.00           | 4c Apartments 66 9.59                             | 11,649,350.00             | Transfers to Tax Title Liens or Foreclosed |                   |
| Other Public Works                            |                     | Total 4975 100.00                                 | 121,439,600.00            | Balance December 31, 1969                  | 57,623.89         |
| <b>HEALTH and WELFARE</b>                     |                     | <b>CAPITAL DEBT AUTHORIZED, DECEMBER 31, 1969</b> |                           | <b>TAX TITLE LIENS OUTSTANDING</b>         |                   |
| Health Services Except Environmental          | 32,350.00           | <b>ISSUED AND UNISSUED</b>                        |                           | Balance January 1, 1969                    | 288.57            |
| Welfare-Public Assistance                     | 37,730.00           | School  | GROSS DEBT 5,236,000      | Transfers From Taxes                       | 60.55             |
| Hospitals, Clinics, First Aid                 | 23,264.00           | Self-liquidating                                  | 706,000                   | Redeemed in 1969                           |                   |
| Animal, Insect, & Rodent Control              |                     | Other   | 2,700,515                 | Cancelled, Abated or Adjusted (1969)       |                   |
| Other Welfare Services                        |                     | Total   | 8,642,515                 | Transfers to Foreclosed Property           |                   |
| <b>RECREATION and CONSERVATION</b>            |                     | <b>ISSUED AND OUTSTANDING</b>                     |                           | Balance December 31, 1969                  | 349.12            |
| Beaches and Boardwalks                        |                     | School  | 1,261,000.00              | <b>PROPERTY ACQUIRED BY DEED OR</b>        |                   |
| Parks, Playgrounds, Shade Trees               | 14,472.00           | Self-liquidating                                  | 616,000.00                | <b>FORECLOSURE</b>                         |                   |
| Land Reclamation & Conservation               |                     | Other   | 2,532,350.00              | Balance January 1, 1969                    | 24,047.50         |
| Other Recreational Services                   | 24,400.00           | Total   | 4,409,350.00              | Transfers From Taxes or Liens              |                   |
| <b>EDUCATION (excluding schools)</b>          |                     | <b>EQUALIZED VALUATION BASIS</b>                  |                           | Sale for Cash (1969)                       | 8,000.00          |
| Libraries                                     | 62,000.00           | <b>FOR NET DEBT COMPUTATION</b>                   |                           | Cancelled, Abated or Adjusted (1969)       |                   |
| Other Educational Services                    | 3,000.00            | 159,351,984.33                                    |                           | Balance December 31, 1969                  | 16,047.50         |
| <b>STATUTORY EXPENDITURES</b>                 |                     | <b>1969 CAPITAL OUTLAY</b>                        |                           | <b>CURRENT FINANCES DECEMBER 31, 1969</b>  |                   |
| Pensions & F.I.C.A.                           | 133,721.86          | <b>TOTAL 484,288.55</b>                           |                           | <b>ASSETS</b>                              |                   |
| Employee Fringe Benefits                      | 37,000.00           | Beaches and Boardwalks                            | 892.56                    | Cash Dec. 31, 1969                         | 579,151.14        |
| Other Statutory Expenditures                  |                     | Parks and Playgrounds                             | 261,054.20                | Taxes Receivable                           | 93,959.31         |
| <b>MUNICIPAL FUNCTIONS</b>                    |                     | Public Buildings and Grounds                      | 1,470.08                  | Tax Title Liens                            | 349.12            |
| <b>CAPITAL IMPROVEMENTS</b>                   |                     | Vehicular Equipment                               | 19,744.12                 | Foreclosed Property                        | 16,047.50         |
| <b>DEBT SERVICE</b>                           |                     | Streets, Roads, Sidewalks, Storm Sewers           | 240.00                    | Emergencies & Other Deferred Charges       | 98,300.00         |
| Principal Payments                            | 190,000.00          | Sewer System                                      | 11,781.51                 | State Aid Receivable                       | 49,071.21         |
| Interest Payments                             | 75,809.25           | Water Service                                     |                           | Other Receivables                          | 5,287.16          |
|   |                     | Other Utilities                                   |                           | Total                                      | 842,165.44        |
|   |                     | Hospitals and Clinics                             |                           | <b>LIABILITIES</b>                         |                   |
| <b>DEFERRED CHARGES</b>                       |                     | Garbage and Trash Disposal Facilities             |                           | Cash Liabilities                           | 182,837.76        |
| <b>SCHOOL, COUNTY, SPECIAL DISTRICT TAXES</b> |                     | Health Equipment                                  |                           | Reserves for Receivables                   | 115,643.09        |
| <b>RESERVE FOR UNCOLLECTED TAXES</b>          |                     | Library and Education Facilities                  |                           | Surplus Dec. 31, 1969                      | 543,684.59        |
|   |                     | Conservation and Recreation                       |                           | Total                                      | 842,165.44        |
| <b>EXPENDITURES</b>                           |                     | Other Expenditures                                | 189,106.08                |  |                   |
| <b>TOTAL</b>                                  | <b>5,417,816.76</b> |   |                           |  |                   |



0809  
Population 1960 1,924  
Population 1969 2,040  
  
Moody Rating  
Land Area 24.11 Sq. Miles

LOGAN TWP  
Net Valuation Taxable 3,757,276  
State Equalized Value 24,654,041  
Net Valuation on Which County Taxes are apportioned: 19,928,772  
State Equalization Ratio .1524  
  
- GLOUCESTER COUNTY  
General Tax Rate Per \$100. 11.74  
State Equalized General Tax Rate: 1.78

PER CAPITA:  
Gross Debt 73.53  
Net Debt  
Debt Service  
Total Tax Levy 211.28  
Municipal Expenditures 96.84

PER CENT:  
Gross Debt .76  
Net Debt  
Tax Levy Collected 90.87  
Tax Levy Cancelled, Abated or Adjusted .14

| 1969 EXPENDITURES                             |              | 1969 REVENUES                                     |                    | 1969 PROPERTY TAX                               |                   |
|---|--------------|---|--------------------|---|-------------------|
| <b>GENERAL GOVERNMENT</b>                     |              |   |                    | <b>STATE EQUALIZED TAX RATE</b>                 |                   |
| Governing Body & Public Boards                | 1,900.00     | 1969 — Property Taxes Collected                   | 391,665.17         | Local District School Taxes                     | 1.26 311,284.00   |
| Municipal Clerk                               | 2,100.00     | 1969 Payments in Lieu of Taxes                    |                    | Regional & Consolidated School Tax              |                   |
| Financial Administration                      | 6,500.00     | Delinquent Tax & Lien Collections                 | 32,101.07          | School Taxes in Municipal Budget                |                   |
| Assessment of Taxes                           | 4,400.00     | Business Personalty Replacement Taxes             | 34,786.00          | County Taxes                                    | .49 119,720.62    |
| Collection of Taxes                           | 2,500.00     | Taxes from Public Utilities                       | 45,455.05          | County Library Taxes                            |                   |
| Planning, Housing & Development               | 1,870.00     | Other Miscellaneous Tax Revenues                  |                    | Local Municipal Purpose Taxes                   |                   |
| Human Resources                               |              | State Aid Revenues                                | 14,475.76          | Veteran & Senior Citizen Taxes                  | .04 9,730.00      |
| Elections                                     | 600.00       | Federal Aid Revenues                              |                    | Total Taxes for Rate Computation                | 1.79 440,734.62   |
| General Administration (other)                | 10,200.00    | Sale of Acquired Property                         |                    | Special District Taxes                          |                   |
| <b>JUDICIARY</b>                              |              | Other Miscellaneous Revenues                      | 19,192.30          | Bank Stock Taxes                                |                   |
| Municipal Courts                              | 7,950.00     | 1969 Revenues                                     | 537,675.35         | Added and Omitted Taxes                         |                   |
| <b>PUBLIC SAFETY</b>                          |              | Prior Years Surplus Appropriated                  | 61,794.13          | Total Taxes Levied - ABSTRACT                   | 431,004.62        |
| Fire Protection                               | 16,450.00    | <b>REVENUES</b>                                   | <b>599,469.48</b>  | <b>TOTAL TAXES BILLED</b>                       | <b>431,004.62</b> |
| Police Protection                             | 9,200.00     |   |                    | 1969 TAXES COLLECTED                            | 391,665.17        |
| Civil Defense & Disaster Control              | 1,700.00     |   |                    | 1969 Taxes Cancelled, Abated or Adjusted        | 587.19            |
| Environmental Inspection & Control            | 400.00       |   |                    | Transfer to Tax Title Liens or Foreclosed       | 589.94            |
| Other Public Safety                           |              |   |                    | Balance Outstanding Dec. 31, 1969               | 38,162.32         |
| <b>PUBLIC WORKS</b>                           |              | <b>1969 REAL PROPERTY VALUATIONS</b>              |                    | <b>PRIOR YEARS TAXES OUTSTANDING</b>            |                   |
| Streets and Drainage                          | 17,600.00    | Code Class # of Parcels %VAL'N                    | ASSESSED VALUATION | Balance January 1, 1969                         | 60,801.74         |
| Sewers and Sewage Processing                  |              | 1 Vacant Land 461 16.31                           | 605,257.00         | Collected in 1969                               | 32,101.07         |
| Garbage and Trash Disposal                    | 9,100.00     | 2 Residential 392 24.51                           | 909,893.00         | Cancelled, Abated or Adjusted (1969)            | 7,203.77          |
| Public Buildings and Grounds                  | 3,300.00     | 3 Farm 263 21.59                                  | 801,320.00         | Transfers to Tax Title Liens or Foreclosed      |                   |
| Other Public Works                            |              | 4a Commercial 34 12.03                            | 446,385.00         | Balance December 31, 1969                       | 21,496.90         |
| <b>HEALTH and WELFARE</b>                     |              | 4b Industrial 6 25.57                             | 948,956.00         | <b>TAX TITLE LIENS OUTSTANDING</b>              |                   |
| Health Services Except Environmental          | 1,400.00     | 4c Apartments                                     |                    | Balance January 1, 1969                         | 5,127.88          |
| Welfare-Public Assistance                     | 2,210.00     | Total 1156 100.01                                 | 3,711,811.00       | Transfers From Taxes                            | 589.94            |
| Hospitals, Clinics, First Aid                 |              |   |                    | Redeemed in 1969                                |                   |
| Animal, Insect, & Rodent Control              | 14,000.00    |   |                    | Cancelled, Abated or Adjusted (1969)            |                   |
| Other Welfare Services                        |              |   |                    | Transfers to Foreclosed Property                |                   |
| <b>RECREATION and CONSERVATION</b>            |              |   |                    | Balance December 31, 1969                       | 5,717.82          |
| Beaches and Boardwalks                        | 1,150.00     | <b>CAPITAL DEBT AUTHORIZED, DECEMBER 31, 1969</b> |                    | <b>PROPERTY ACQUIRED BY DEED OR FORECLOSURE</b> |                   |
| Parks, Playgrounds, Shade Trees               |              | ISSUED AND UNISSUED                               |                    | Balance January 1, 1969                         | 165.00            |
| Land Reclamation & Conservation               |              | School  | 150,000            | Transfers From Taxes or Liens                   |                   |
| Other Recreational Services                   | 100.00       | Self-Liquidating                                  |                    | Sale for Cash (1969)                            |                   |
| <b>EDUCATION (excluding schools)</b>          |              | Other   |                    | Cancelled, Abated or Adjusted (1969)            |                   |
| Libraries                                     |              | Total   | 150,000            | Balance December 31, 1969                       | 165.00            |
| Other Educational Services                    | 11,869.99    |   |                    | <b>CURRENT FINANCES DECEMBER 31, 1969</b>       |                   |
| <b>STATUTORY EXPENDITURES</b>                 |              | <b>EQUALIZED VALUATION BASIS</b>                  |                    | <b>ASSETS</b>                                   |                   |
| Pensions & F.I.C.A.                           | 1,350.00     | <b>FOR NET DEBT COMPUTATION</b>                   | 19,864,951.33      | Cash Dec. 31, 1969                              | 268,337.66        |
| Employee Fringe Benefits                      |              | 1969 CAPITAL OUTLAY                               | 1,000.00           | Taxes Receivable                                | 59,659.22         |
| Other Statutory Expenditures                  |              | Beaches and Boardwalks                            |                    | Tax Title Liens                                 | 5,717.82          |
| <b>MUNICIPAL FUNCTIONS</b>                    |              | Parks and Playgrounds                             |                    | Foreclosed Property                             | 165.00            |
| <b>CAPITAL IMPROVEMENTS</b>                   |              | Public Buildings and Grounds                      |                    | Emergencies & Other Deferred Charges            | 1,500.00          |
| <b>DEBT SERVICE</b>                           |              | Vehicular Equipment                               |                    | State Aid Receivable                            | 25,307.50         |
| Principal Payments                            |              | Streets, Roads, Sidewalks, Storm Sewers           | 1,000.00           | Other Receivables                               | 686.00            |
| Interest Payments                             |              | Sewer System                                      |                    | Total   | 361,373.20        |
|   |              | Water Service                                     |                    | <b>LIABILITIES</b>                              |                   |
|   |              | Other Utilities                                   |                    | Cash Liabilities                                | 232,977.73        |
|   |              | Hospitals and Clinics                             |                    | Reserves for Receivables                        | 66,228.04         |
|   |              | Garbage and Trash Disposal Facilities             |                    | Surplus Dec. 31, 1969                           | 62,167.43         |
| <b>DEFERRED CHARGES</b>                       |              | Health Equipment                                  |                    | Total   | 361,373.20        |
| <b>SCHOOL, COUNTY, SPECIAL DISTRICT TAXES</b> | 431,004.62   | Library and Education Facilities                  |                    |   |                   |
| <b>RESERVE FOR UNCOLLECTED TAXES</b>          | 43,700.00    | Conservation and Recreation                       |                    |   |                   |
|   |              | Other Expenditures                                |                    |   |                   |
| <b>EXPENDITURES</b>                           | <b>TOTAL</b> |   |                    |   |                   |
|   | 628,554.61   |   |                    |   |                   |

1517  
Population 1960 1,561  
Population 1969 2,250  
Moody Rating BA  
Land Area 4.20 Sq. Miles

LONG BEACH TWP - OCEAN COUNTY  
Net Valuation Taxable 105,117,476  
State Equalized Value 121,847,080  
Net Valuation on Which County Taxes are apportioned: 115,211,176  
State Equalization Ratio .8627  
General Tax Rate Per \$100. 2.15  
State Equalized General Tax Rate: 1.85

PER CAPITA:  
Gross Debt 1,688.84  
Net Debt 536.44  
Debt Service 58.80  
Total Tax Levy 1,012.85  
Municipal Expenditures 565.20

PER CENT:  
Gross Debt 3.52  
Net Debt 1.12  
Tax Levy Collected 95.07  
Tax Levy Cancelled, Abated or Adjusted .34

| 1969 EXPENDITURES                      |              | 1969 REVENUES                              |                    | 1969 PROPERTY TAX                          |              |
|--|--------------|--|--------------------|--|--------------|
| GENERAL GOVERNMENT                     |              | 1969 — Property Taxes Collected            |                    | STATE EQUALIZED TAX RATE                   |              |
| Governing Body & Public Boards         |              |  | 2,174,120.96       | Local District School Taxes                | .27          |
| Municipal Clerk                        | 18,725.00    | 1969 Payments in Lieu of Taxes             |                    | Regional & Consolidated School Tax         | .39          |
| Financial Administration               | 31,000.00    | Delinquent Tax & Lien Collections          | 72,933.83          | School Taxes in Municipal Budget           |              |
| Assessment of Taxes                    | 33,371.00    | Business Personalty Replacement Taxes      | 11,675.00          | County Taxes                               | .49          |
| Collection of Taxes                    | 28,000.00    | Taxes from Public Utilities                | 162,471.53         | County Library Taxes                       | .02          |
| Planning, Housing & Development        | 7,450.00     | Other Miscellaneous Tax Revenues           |                    | Local Municipal Purpose Taxes              | .65          |
| Human Resources                        |              | State Aid Revenues                         | 13,224.12          | Veteran & Senior Citizen Taxes             | .02          |
| Elections                              | 2,000.00     | Federal Aid Revenues                       |                    | Total Taxes for Rate Computation           | 1.84         |
| General Administration (other)         | 19,665.00    | Sale of Acquired Property                  |                    | Special District Taxes                     |              |
| JUDICIARY                              |              | Other Miscellaneous Revenues               | 118,768.08         | Bank Stock Taxes                           | 70.97        |
| Municipal Courts                       | 11,635.00    | 1969 Revenues                              | Total 2,553,193.52 | Added and Omitted Taxes                    | 53,623.22    |
| PUBLIC SAFETY                          |              | Prior Years Surplus Appropriated           | 175,000.00         | Total Taxes Levied - ABSTRACT              | 2,278,911.14 |
| Fire Protection                        | 35,785.00    | REVENUES                                   | TOTAL 2,728,193.52 | TOTAL TAXES BILLED                         | 2,286,915.45 |
| Police Protection                      | 213,400.00   |  |                    | 1969 TAXES COLLECTED                       | 2,174,120.96 |
| Civil Defense & Disaster Control       | 5,000.00     | 1969 REAL PROPERTY VALUATIONS              |                    | 1969 Taxes Cancelled, Abated or Adjusted   | 7,842.06     |
| Environmental Inspection & Control     | 10,650.00    | Code Class # of Parcels %VAL'N             | ASSESSED VALUATION | Transfer to Tax Title Liens or Foreclosed  | 1,289.58     |
| Other Public Safety                    |              | 1 Vacant Land 1134 9.41                    | 9,839,235.00       | Balance Outstanding Dec. 31, 1969          | 103,662.85   |
| PUBLIC WORKS                           |              | 2 Residential 4805 83.61                   | 87,473,255.00      |  |              |
| Streets and Drainage                   | 191,600.00   | 3 Farm                                     |                    | PRIOR YEARS TAXES OUTSTANDING              |              |
| Sewers and Sewage Processing           |              | 4a Commercial 140 5.63                     | 5,887,900.00       | Balance January 1, 1969                    | 71,877.85    |
| Garbage and Trash Disposal             | 111,200.00   | 4b Industrial                              |                    | Collected in 1969                          | 70,069.39    |
| Public Buildings and Grounds           | 24,850.00    | 4c Apartments 47 1.35                      | 1,415,930.00       | Cancelled, Abated or Adjusted (1969)       |              |
| Other Public Works                     | 4,525.00     | Total 6126 100.00                          | 104,616,320.00     | Transfers to Tax Title Liens or Foreclosed |              |
| HEALTH and WELFARE                     |              |  |                    | Balance December 31, 1969                  | 1,808.46     |
| Health Services Except Environmental   | 4,000.00     | CAPITAL DEBT AUTHORIZED, DECEMBER 31, 1969 |                    | TAX TITLE LIENS OUTSTANDING                |              |
| Welfare-Public Assistance              | 800.00       | ISSUED AND UNISSUED                        |                    | Balance January 1, 1969                    | 7,511.38     |
| Hospitals, Clinics, First Aid          | 1,000.00     | GROSS DEBT                                 |                    | Transfers From Taxes                       | 1,289.58     |
| Animal, Insect, & Rodent Control       | 12,000.00    | NET DEBT                                   |                    | Redeemed in 1969                           | 2,864.44     |
| Other Welfare Services                 |              | Total 3,799,880                            |                    | Cancelled, Abated or Adjusted (1969)       |              |
| RECREATION and CONSERVATION            |              | ISSUED AND OUTSTANDING                     |                    | Transfers to Foreclosed Property           |              |
| Beaches and Boardwalks                 | 85,200.00    | School                                     |                    | Balance December 31, 1969                  | 5,936.52     |
| Parks, Playgrounds, Shade Trees        |              | Self-Liquidating                           |                    | PROPERTY ACQUIRED BY DEED OR               |              |
| Land Reclamation & Conservation        |              | Other                                      |                    | FORECLOSURE                                |              |
| Other Recreational Services            |              | Total 2,429,655.92                         |                    | Balance January 1, 1969                    | 5,400.00     |
| EDUCATION (excluding schools)          |              | EQUALIZED VALUATION BASIS                  |                    | Transfers From Taxes or Liens              |              |
| Libraries                              | 500.00       | FOR NET DEBT COMPUTATION                   |                    | Sale for Cash (1969)                       |              |
| Other Educational Services             |              | 1969 CAPITAL OUTLAY                        |                    | Cancelled, Abated or Adjusted (1969)       |              |
| STATUTORY EXPENDITURES                 |              | TOTAL 122,777.67                           |                    | Balance December 31, 1969                  | 5,400.00     |
| Pensions & F.I.C.A.                    | 41,350.00    | Beaches and Boardwalks                     |                    | CURRENT FINANCES DECEMBER 31, 1969         |              |
| Employee Fringe Benefits               | 25,829.00    | Parks and Playgrounds                      |                    | ASSETS                                     |              |
| Other Statutory Expenditures           |              | Public Buildings and Grounds               |                    | Cash Dec. 31, 1969                         | 786,790.13   |
| MUNICIPAL FUNCTIONS                    |              | Vehicular Equipment                        |                    | Taxes Receivable                           | 105,471.31   |
| CAPITAL IMPROVEMENTS                   |              | Streets, Roads, Sidewalks, Storm Sewers    |                    | Tax Title Liens                            | 5,936.52     |
| DEBT SERVICE                           |              | Sewer System                               |                    | Foreclosed Property                        | 5,400.00     |
| Principal Payments                     | 87,000.00    | Water Service                              |                    | Emergencies & Other Deferred Charges       | 64,836.29    |
| Interest Payments                      | 45,300.00    | Other Utilities                            |                    | State Aid Receivable                       | 30,090.00    |
|  |              | Hospitals and Clinics                      |                    | Other Receivables                          | 111,211.59   |
| DEFERRED CHARGES                       |              | Garbage and Trash Disposal Facilities      |                    | Total                                      | 1,109,735.84 |
| SCHOOL, COUNTY, SPECIAL DISTRICT TAXES | 65,395.00    | Health Equipment                           |                    | LIABILITIES                                |              |
| RESERVE FOR UNCOLLECTED TAXES          | 1,436,787.92 | Library and Education Facilities           |                    | Cash Liabilities                           | 585,229.28   |
|  | 133,470.00   | Conservation and Recreation                |                    | Reserves for Receivables                   | 228,019.42   |
| EXPENDITURES                           |              | Other Expenditures                         |                    | Surplus Dec. 31, 1969                      | 296,487.14   |
| TOTAL                                  | 2,708,487.92 | 6,162.15                                   |                    | Total                                      | 1,109,735.84 |

1325  
Population 1960 26,228  
Population 1969 34,650  
S & P Rating BBB  
Moody Rating BAA  
Land Area 5.10 Sq. Miles

LONG BRANCH CITY - MONMOUTH COUNTY  
Net Valuation Taxable 127,229,857  
State Equalized Value 141,965,919  
Net Valuation on Which County Taxes  
are apportioned: 137,490,180  
State Equalization Ratio .8962  
General Tax Rate Per \$100. 5.21  
State Equalized  
General Tax Rate: 4.66

PER CAPITA:  
Gross Debt 229.94  
Net Debt 71.88  
Debt Service 22.95  
Total Tax Levy 193.04  
Municipal Expenditures 123.93

PER CENT:  
Gross Debt 6.01  
Net Debt 1.88  
Tax Levy Collected 93.00  
Tax Levy Cancelled, Abated  
or Adjusted .17

| 1969 EXPENDITURES                      |                     | 1969 REVENUES                         |                     | 1969 PROPERTY TAX                          |                     |
|--|---------------------|---------------------------------------|---------------------|--|---------------------|
| <b>GENERAL GOVERNMENT</b>              |                     |                                       |                     | <b>STATE EQUALIZED TAX RATE</b>            |                     |
| Governing Body & Public Boards         | 24,320.00           | 1969 — Property Taxes Collected       | 6,150,089.55        | Local District School Taxes 2.50           | 3,550,075.00        |
| Municipal Clerk                        | 53,113.00           | 1969 Payments in Lieu of Taxes        | 26,620.32           | Regional & Consolidated School Tax .20     | 297,481.00          |
| Financial Administration               | 162,337.31          | Delinquent Tax & Lien Collections     | 345,679.34          | School Taxes in Municipal Budget           |                     |
| Assessment of Taxes                    | 24,425.00           | Business Personalty Replacement Taxes | 148,241.00          | County Taxes .57                           | 811,812.21          |
| Collection of Taxes                    | 27,623.00           | Taxes from Public Utilities           | 761,733.87          | County Library Taxes                       | 711.16              |
| Planning, Housing & Development        | 16,100.00           | Other Miscellaneous Tax Revenues      |                     | Local Municipal Purpose Taxes 1.30         | 1,853,537.08        |
| Human Resources                        |                     | State Aid Revenues                    | 304,454.56          | Veteran & Senior Citizen Taxes .09         | 123,740.00          |
| Elections                              |                     | Federal Aid Revenues                  |                     | Total Taxes for Rate Computation 4.66      | 6,636,645.09        |
| General Administration (other)         | 141,671.00          | Sale of Acquired Property             |                     | Special District Taxes                     |                     |
| <b>JUDICIARY</b>                       |                     | Other Miscellaneous Revenues          | 360,758.52          | Bank Stock Taxes                           | 16,462.92           |
| Municipal Courts                       | 25,374.00           | 1969 Revenues                         | 8,097,577.16        | Added and Omitted Taxes                    | 79,123.90           |
| <b>PUBLIC SAFETY</b>                   |                     | Prior Years Surplus Appropriated      | 290,000.00          | Total Taxes Levied - ABSTRACT              | 6,812,005.94        |
| Fire Protection                        | 234,923.00          | <b>REVENUES</b>                       | <b>8,387,577.16</b> | <b>TOTAL TAXES BILLED</b>                  | <b>6,613,245.37</b> |
| Police Protection                      | 666,712.93          |                                       |                     | <b>1969 TAXES COLLECTED</b>                | <b>6,150,089.55</b> |
| Civil Defense & Disaster Control       | 6,160.00            |                                       |                     | 1969 Taxes Cancelled, Abated or Adjusted   | 10,985.70           |
| Environmental Inspection & Control     | 17,911.00           |                                       |                     | Transfer to Tax Title Liens or Foreclosed  | 37,736.47           |
| Other Public Safety                    | 2,700.00            |                                       |                     | Balance Outstanding Dec. 31, 1969          | 414,433.65          |
| <b>PUBLIC WORKS</b>                    |                     |                                       |                     | <b>PRIOR YEARS TAXES OUTSTANDING</b>       |                     |
| Streets and Drainage                   | 394,607.00          |                                       |                     | Balance January 1, 1969                    | 400,071.31          |
| Sewers and Sewage Processing           |                     |                                       |                     | Collected in 1969                          | 327,386.32          |
| Garbage and Trash Disposal             | 244,781.00          |                                       |                     | Cancelled, Abated or Adjusted (1969)       | 1,190.82            |
| Public Buildings and Grounds           | 75,290.00           |                                       |                     | Transfers to Tax Title Liens or Foreclosed | 16,841.53           |
| Other Public Works                     | 21,152.00           |                                       |                     | Balance December 31, 1969                  | 54,652.64           |
| <b>HEALTH and WELFARE</b>              |                     |                                       |                     | <b>TAX TITLE LIENS OUTSTANDING</b>         |                     |
| Health Services Except Environmental   | 110,099.00          |                                       |                     | Balance January 1, 1969                    | 53,762.15           |
| Welfare-Public Assistance              | 15,080.00           |                                       |                     | Transfers From Taxes                       | 56,514.03           |
| Hospitals, Clinics, First Aid          |                     |                                       |                     | Redeemed in 1969                           | 18,293.02           |
| Animal, Insect, & Rodent Control       | 700.00              |                                       |                     | Cancelled, Abated or Adjusted (1969)       |                     |
| Other Welfare Services                 |                     |                                       |                     | Transfers to Foreclosed Property           |                     |
| <b>RECREATION and CONSERVATION</b>     |                     |                                       |                     | Balance December 31, 1969                  | 91,983.16           |
| Beaches and Boardwalks                 | 38,730.00           |                                       |                     | <b>PROPERTY ACQUIRED BY DEED OR</b>        |                     |
| Parks, Playgrounds, Shade Trees        | 149,340.76          |                                       |                     | <b>FORECLOSURE</b>                         |                     |
| Land Reclamation & Conservation        |                     |                                       |                     | Balance January 1, 1969                    | 158,670.00          |
| Other Recreational Services            | 61,884.00           |                                       |                     | Transfers From Taxes or Liens              |                     |
| <b>EDUCATION (excluding schools)</b>   |                     |                                       |                     | Sale for Cash (1969)                       |                     |
| Libraries                              | 125,000.00          |                                       |                     | Cancelled, Abated or Adjusted (1969)       |                     |
| Other Educational Services             | 12,600.00           |                                       |                     | Balance December 31, 1969                  | 158,670.00          |
| <b>STATUTORY EXPENDITURES</b>          |                     |                                       |                     | <b>CURRENT FINANCES DECEMBER 31, 1969</b>  |                     |
| Pensions & F.I.C.A.                    | 211,100.00          |                                       |                     | <b>ASSETS</b>                              |                     |
| Employee Fringe Benefits               | 42,100.00           |                                       |                     | Cash Dec. 31, 1969                         | 1,248,444.37        |
| Other Statutory Expenditures           |                     |                                       |                     | Taxes Receivable                           | 469,086.29          |
| <b>MUNICIPAL FUNCTIONS</b>             |                     |                                       |                     | Tax Title Liens                            | 91,983.16           |
| <b>CAPITAL IMPROVEMENTS</b>            |                     |                                       |                     | Foreclosed Property                        | 158,670.00          |
| <b>DEBT SERVICE</b>                    |                     |                                       |                     | Emergencies & Other Deferred Charges       | 28,800.00           |
| Principal Payments                     | 475,000.00          |                                       |                     | State Aid Receivable                       | 60,288.00           |
| Interest Payments                      | 320,255.25          |                                       |                     | Other Receivables                          | 7,116.13            |
| <b>TYPE I SCHL DEBT *MEMO</b>          |                     |                                       |                     | Total                                      | 2,064,387.95        |
| <b>DEFERRED CHARGES</b>                |                     |                                       |                     | <b>LIABILITIES</b>                         |                     |
| SCHOOL, COUNTY, SPECIAL DISTRICT TAXES | 4,739,853.20        |                                       |                     | Cash Liabilities                           | 825,211.10          |
| RESERVE FOR UNCOLLECTED TAXES          | 557,602.31          |                                       |                     | Reserves for Receivables                   | 726,855.58          |
|  |                     |                                       |                     | Surplus Dec. 31, 1969                      | 512,321.27          |
| <b>EXPENDITURES</b>                    |                     |                                       |                     | Total                                      | 2,064,387.95        |
| <b>TOTAL</b>                           | <b>9,034,044.76</b> |                                       |                     |  |                     |

0115  
Population 1960 1,077  
Population 1969 1,090  
Moody Rating  
Land Area .44 Sq. Miles

LONGPORT BORO  
Net Valuation Taxable 10,788,322  
State Equalized Value 25,766,233  
Net Valuation on Which County Taxes  
are apportioned: 25,927,815  
State Equalization Ratio .4187

- ATLANTIC COUNTY

General Tax Rate Per \$100. 5.36  
State Equalized  
General Tax Rate: 2.24

PER CAPITA:  
Gross Debt 1,395.41  
Net Debt 732.11  
Debt Service 7.56  
Total Tax Levy 540.76  
Municipal Expenditures 395.57

PER CENT:  
Gross Debt 6.33  
Net Debt 3.32  
Tax Levy Collected 95.50  
Tax Levy Cancelled, Abated  
or Adjusted

| 1969 EXPENDITURES                      |                   | 1969 REVENUES                         |                         | 1969 PROPERTY TAX                          |                   |
|--|-------------------|---------------------------------------|-------------------------|--|-------------------|
| <b>GENERAL GOVERNMENT</b>              |                   | 1969 — Property Taxes Collected       |                         | <b>STATE EQUALIZED TAX RATE</b>            |                   |
| Governing Body & Public Boards         |                   | 1969 Payments in Lieu of Taxes        | 557,153.61              | Local District School Taxes                | .32 82,500.00     |
| Municipal Clerk                        | 8,000.00          | Delinquent Tax & Lien Collections     | 21,772.49               | Regional & Consolidated School Tax         |                   |
| Financial Administration               | 29,603.86         | Business Personalty Replacement Taxes | 2,830.00                | School Taxes in Municipal Budget           |                   |
| Assessment of Taxes                    | 1,750.00          | Taxes from Public Utilities           | 32,018.06               | County Taxes                               | .86 221,632.70    |
| Collection of Taxes                    | 4,181.00          | Other Miscellaneous Tax Revenues      |                         | County Library Taxes                       | .01 1,764.22      |
| Planning, Housing & Development        | 200.00            | State Aid Revenues                    | 13,599.78               | Local Municipal Purpose Taxes              | 1.01 260,433.91   |
| Human Resources                        |                   | Federal Aid Revenues                  |                         | Veteran & Senior Citizen Taxes             | .04 11,270.00     |
| Elections                              | 400.00            | Sale of Acquired Property             |                         | Total Taxes for Rate Computation           | 2.24 577,600.83   |
| General Administration (other)         | 11,372.37         | Other Miscellaneous Revenues          | 16,463.30               | Special District Taxes                     |                   |
| <b>JUDICIARY</b>                       |                   | 1969 Revenues                         | 643,837.24              | Bank Stock Taxes                           |                   |
| Municipal Courts                       | 4,195.00          | Prior Years Surplus Appropriated      | 80,000.00               | Added and Omitted Taxes                    | 23,095.38         |
| <b>PUBLIC SAFETY</b>                   |                   | <b>REVENUES</b>                       | <b>TOTAL</b> 723,837.24 | Total Taxes Levied - ABSTRACT              | 589,426.21        |
| Fire Protection                        | 8,367.07          |                                       |                         | <b>TOTAL TAXES BILLED</b>                  | 583,426.21        |
| Police Protection                      | 93,580.47         |                                       |                         | 1969 TAXES COLLECTED                       | 557,153.61        |
| Civil Defense & Disaster Control       |                   |                                       |                         | 1969 Taxes Cancelled, Abated or Adjusted   |                   |
| Environmental Inspection & Control     | 3,025.00          |                                       |                         | Transfer to Tax Title Liens or Foreclosed  |                   |
| Other Public Safety                    |                   |                                       |                         | Balance Outstanding Dec. 31, 1969          | 26,272.60         |
| <b>PUBLIC WORKS</b>                    |                   |                                       |                         | <b>PRIOR YEARS TAXES OUTSTANDING</b>       |                   |
| Streets and Drainage                   | 39,230.08         |                                       |                         | Balance January 1, 1969                    | 23,265.23         |
| Sewers and Sewage Processing           |                   |                                       |                         | Collected in 1969                          | 21,772.49         |
| Garbage and Trash Disposal             | 11,479.25         |                                       |                         | Cancelled, Abated or Adjusted (1969)       |                   |
| Public Buildings and Grounds           | 3,500.00          |                                       |                         | Transfers to Tax Title Liens or Foreclosed |                   |
| Other Public Works                     | 58,325.00         |                                       |                         | Balance December 31, 1969                  | 1,492.74          |
| <b>HEALTH and WELFARE</b>              |                   |                                       |                         | <b>TAX TITLE LIENS OUTSTANDING</b>         |                   |
| Health Services Except Environmental   |                   |                                       |                         | Balance January 1, 1969                    | 18.70             |
| Welfare-Public Assistance              | 550.00            |                                       |                         | Transfers From Taxes                       |                   |
| Hospitals, Clinics, First Aid          |                   |                                       |                         | Redeemed in 1969                           |                   |
| Animal, Insect, & Rodent Control       | 1,854.00          |                                       |                         | Cancelled, Abated or Adjusted (1969)       |                   |
| Other Welfare Services                 |                   |                                       |                         | Transfers to Foreclosed Property           |                   |
| <b>RECREATION and CONSERVATION</b>     |                   |                                       |                         | Balance December 31, 1969                  | 18.70             |
| Beaches and Boardwalks                 | 20,020.87         |                                       |                         | <b>PROPERTY ACQUIRED BY DEED OR</b>        |                   |
| Parks, Playgrounds, Shade Trees        | 24,410.73         |                                       |                         | <b>FORECLOSURE</b>                         |                   |
| Land Reclamation & Conservation        |                   |                                       |                         | Balance January 1, 1969                    | 17,695.00         |
| Other Recreational Services            |                   |                                       |                         | Transfers From Taxes or Liens              |                   |
| <b>EDUCATION (excluding schools)</b>   |                   |                                       |                         | Sale for Cash (1969)                       |                   |
| Libraries                              | 500.00            |                                       |                         | Cancelled, Abated or Adjusted (1969)       |                   |
| Other Educational Services             |                   |                                       |                         | Balance December 31, 1969                  | 17,695.00         |
| <b>STATUTORY EXPENDITURES</b>          |                   |                                       |                         | <b>CURRENT FINANCES DECEMBER 31, 1969</b>  |                   |
| Pensions & F.I.C.A.                    | 34,731.16         |                                       |                         | <b>ASSETS</b>                              |                   |
| Employee Fringe Benefits               | 9,630.45          |                                       |                         | Cash Dec. 31, 1969                         | 171,303.81        |
| Other Statutory Expenditures           |                   |                                       |                         | Taxes Receivable                           | 27,765.34         |
| <b>MUNICIPAL FUNCTIONS</b>             |                   |                                       |                         | Tax Title Liens                            | 18.70             |
| <b>CAPITAL IMPROVEMENTS</b>            |                   |                                       |                         | Foreclosed Property                        | 17,695.00         |
| <b>DEBT SERVICE</b>                    |                   |                                       |                         | Emergencies & Other Deferred Charges       | 12,318.84         |
| Principal Payments                     | 5,000.00          |                                       |                         | State Aid Receivable                       | 15,718.28         |
| Interest Payments                      | 3,240.00          |                                       |                         | Other Receivables                          | 58,000.00         |
| <b>DEFERRED CHARGES</b>                |                   |                                       |                         | Total                                      | 302,819.97        |
| SCHOOL, COUNTY, SPECIAL DISTRICT TAXES | 2,385.89          |                                       |                         | <b>LIABILITIES</b>                         |                   |
| RESERVE FOR UNCOLLECTED TAXES          | 305,896.92        |                                       |                         | Cash Liabilities                           | 82,942.63         |
|  | 34,699.58         |                                       |                         | Reserves for Receivables                   | 103,479.04        |
| <b>EXPENDITURES</b>                    |                   |                                       |                         | Surplus Dec. 31, 1969                      | 116,398.30        |
| <b>TOTAL</b>                           | <b>737,073.14</b> |                                       |                         | Total                                      | <b>302,819.97</b> |

2115  
Population 1960 2,703  
Population 1969 3,240  
  
Moody Rating  
Land Area 6.90 Sq. Miles

LOPATCONG TWP - WARREN COUNTY  
Net Valuation Taxable 19,091,700  
State Equalized Value 26,264,548  
Net Valuation on Which County Taxes are apportioned: 24,699,613  
State Equalization Ratio .7269  
General Tax Rate Per \$100. 3.03  
State Equalized General Tax Rate: 2.20

PER CAPITA:  
Gross Debt 42.82  
Net Debt 7.33  
Debt Service  
Total Tax Levy 171.59  
Municipal Expenditures 61.01  
  
PER CENT:  
Gross Debt .62  
Net Debt .11  
Tax Levy Collected 94.10  
Tax Levy Cancelled, Abated or Adjusted .49

| 1969 EXPENDITURES                      |                   | 1969 REVENUES                         |              | 1969 PROPERTY TAX                          |                   |
|--|-------------------|---------------------------------------|--------------|--|-------------------|
| <b>GENERAL GOVERNMENT</b>              |                   | 1969 — Property Taxes Collected       |              | <b>STATE EQUALIZED TAX RATE</b>            |                   |
| Governing Body & Public Boards         |                   | 1969 Payments in Lieu of Taxes        | 523,759.50   | Local District School Taxes                | 1.41              |
| Municipal Clerk                        |                   | Delinquent Tax & Lien Collections     | 41,102.46    | Regional & Consolidated School Tax         |                   |
| Financial Administration               | 1,800.00          | Business Personalty Replacement Taxes | 48,202.00    | School Taxes in Municipal Budget           |                   |
| Assessment of Taxes                    | 2,900.00          | Taxes from Public Utilities           | 61,525.52    | County Taxes                               | .67               |
| Collection of Taxes                    | 1,000.00          | Other Miscellaneous Tax Revenues      |              | County Library Taxes                       | .02               |
| Planning, Housing & Development        | 2,160.00          | State Aid Revenues                    | 14,597.99    | Local Municipal Purpose Taxes              |                   |
| Human Resources                        |                   | Federal Aid Revenues                  |              | Veteran & Senior Citizen Taxes             | .10               |
| Elections                              | 1,000.00          | Sale of Acquired Property             |              | Total Taxes for Rate Computation           | 2.20              |
| General Administration (other)         | 13,800.00         | Other Miscellaneous Revenues          | 25,019.12    | Special District Taxes                     |                   |
| <b>JUDICIARY</b>                       |                   | 1969 Revenues                         | 714,206.59   | Bank Stock Taxes                           | 626.40            |
| Municipal Courts                       | 3,175.00          | Prior Years Surplus Appropriated      | 60,000.00    | Added and Omitted Taxes                    | 3,132.53          |
| <b>PUBLIC SAFETY</b>                   |                   | <b>REVENUES</b>                       | <b>TOTAL</b> | Total Taxes Levied - ABSTRACT              | 555,959.57        |
| Fire Protection                        | 9,722.19          |                                       | 774,206.59   | <b>TOTAL TAXES BILLED</b>                  | 556,578.64        |
| Police Protection                      | 22,852.81         |                                       |              | 1969 TAXES COLLECTED                       | 523,759.50        |
| Civil Defense & Disaster Control       | 1,300.00          |                                       |              | 1969 Taxes Cancelled, Abated or Adjusted   | 2,709.87          |
| Environmental Inspection & Control     | 900.00            |                                       |              | Transfer to Tax Title Liens or Foreclosed  | 64.38             |
| Other Public Safety                    |                   |                                       |              | Balance Outstanding Dec. 31, 1969          | 30,044.89         |
| <b>PUBLIC WORKS</b>                    |                   |                                       |              | <b>PRIOR YEARS TAXES OUTSTANDING</b>       |                   |
| Streets and Drainage                   | 45,841.11         |                                       |              | Balance January 1, 1969                    | 46,136.94         |
| Sewers and Sewage Processing           |                   |                                       |              | Collected in 1969                          | 41,102.46         |
| Garbage and Trash Disposal             |                   |                                       |              | Cancelled, Abated or Adjusted (1969)       | 1,959.84          |
| Public Buildings and Grounds           | 5,300.00          |                                       |              | Transfers to Tax Title Liens or Foreclosed | 31.97             |
| Other Public Works                     |                   |                                       |              | Balance December 31, 1969                  | 3,042.67          |
| <b>HEALTH and WELFARE</b>              |                   |                                       |              | <b>TAX TITLE LIENS OUTSTANDING</b>         |                   |
| Health Services Except Environmental   | 5,200.00          |                                       |              | Balance January 1, 1969                    | 308.18            |
| Welfare-Public Assistance              | 660.00            |                                       |              | Transfers From Taxes                       | 121.61            |
| Hospitals, Clinics, First Aid          |                   |                                       |              | Redeemed in 1969                           |                   |
| Animal, Insect, & Rodent Control       |                   |                                       |              | Cancelled, Abated or Adjusted (1969)       |                   |
| Other Welfare Services                 |                   |                                       |              | Transfers to Foreclosed Property:          |                   |
| <b>RECREATION and CONSERVATION</b>     |                   |                                       |              | Balance December 31, 1969                  | 429.79            |
| Beaches and Boardwalks                 |                   |                                       |              | <b>PROPERTY ACQUIRED BY DEED OR</b>        |                   |
| Parks, Playgrounds, Shade Trees        | 6,850.00          |                                       |              | <b>FORECLOSURE</b>                         |                   |
| Land Reclamation & Conservation        |                   |                                       |              | Balance January 1, 1969                    | 805.00            |
| Other Recreational Services            |                   |                                       |              | Transfers From Taxes or Liens              |                   |
| <b>EDUCATION (exclusing schools)</b>   |                   |                                       |              | Sale for Cash (1969)                       |                   |
| Libraries                              |                   |                                       |              | Cancelled, Abated or Adjusted (1969)       |                   |
| Other Educational Services             |                   |                                       |              | Balance December 31, 1969                  | 805.00            |
| <b>STATUTORY EXPENDITURES</b>          |                   |                                       |              | <b>CURRENT FINANCES DECEMBER 31, 1969</b>  |                   |
| Pensions & F.I.C.A.                    | 3,515.00          |                                       |              | <b>ASSETS</b>                              |                   |
| Employee Fringe Benefits               | 2,850.00          |                                       |              | Cash Dec. 31, 1969                         | 359,684.08        |
| Other Statutory Expenditures           |                   |                                       |              | Taxes Receivable                           | 33,087.56         |
| <b>MUNICIPAL FUNCTIONS</b>             |                   |                                       |              | Tax Title Liens                            | 429.79            |
| <b>CAPITAL IMPROVEMENTS</b>            |                   |                                       |              | Foreclosed Property                        | 805.00            |
| <b>DEBT SERVICE</b>                    |                   |                                       |              | Emergencies & Other Deferred Charges       |                   |
| Principal Payments                     |                   |                                       |              | State Aid Receivable                       | 36,927.00         |
| Interest Payments                      |                   |                                       |              | Other Receivables                          | 9,026.16          |
| <b>DEFERRED CHARGES</b>                |                   |                                       |              | Total                                      | 439,959.59        |
| SCHOOL, COUNTY, SPECIAL DISTRICT TAXES | 322.32            |                                       |              | <b>LIABILITIES</b>                         |                   |
| RESERVE FOR UNCOLLECTED TAXES          | 552,200.64        |                                       |              | Cash Liabilities                           | 224,103.26        |
|  | 57,027.00         |                                       |              | Reserves for Receivables                   | 43,348.51         |
| <b>EXPENDITURES</b>                    |                   |                                       |              | Surplus Dec. 31, 1969                      | 172,507.82        |
| <b>TOTAL</b>                           | <b>749,876.07</b> |                                       |              | <b>Total</b>                               | <b>439,959.59</b> |

0505  
Population 1960 6,332  
Population 1969 8,390  
Moody Rating  
Land Area 29.79 Sq. Miles

LOWER TWP  
Net Valuation Taxable 60,774,808  
State Equalized Value 74,515,458  
Net Valuation on Which County Taxes are apportioned: 74,264,909  
State Equalization Ratio .8156  
- CAPE MAY COUNTY  
General Tax Rate Per \$100. 3.24  
State Equalized General Tax Rate: 2.64

PER CAPITA:  
Gross Debt 251.92  
Net Debt 23.29  
Debt Service 6.22  
Total Tax Levy 231.78  
Municipal Expenditures 107.87

PER CENT:  
Gross Debt 3.07  
Net Debt .28  
Tax Levy Collected 91.30  
Tax Levy Cancelled, Abated or Adjusted .15

| 1969 EXPENDITURES                             |                           | 1969 REVENUES   |                           | 1969 PROPERTY TAX                               |                   |
|---|---------------------------|---|---------------------------|---|-------------------|
| <b>GENERAL GOVERNMENT</b>                     |                           | 1969 — Property Taxes Collected                           |                           | <b>STATE EQUALIZED TAX RATE</b>                 |                   |
| Governing Body & Public Boards                |                           |   | 1,777,308.00              | Local District School Taxes                     | .85 630,556.50    |
| Municipal Clerk                               |                           | 1969 Payments in Lieu of Taxes                            |                           | Regional & Consolidated School Tax              | .80 597,518.64    |
| Financial Administration                      | 12,700.00                 | Delinquent Tax & Lien Collections                         | 169,350.59                | School Taxes in Municipal Budget                |                   |
| Assessment of Taxes                           | 12,820.00                 | Business Personalty Replacement Taxes                     | 92,169.00                 | County Taxes                                    | .54 405,168.03    |
| Collection of Taxes                           | 22,425.00                 | Taxes from Public Utilities                               | 161,094.24                | County Library Taxes                            | .01 10,608.33     |
| Planning, Housing & Development               | 3,000.00                  | Other Miscellaneous Tax Revenues                          |                           | Local Municipal Purpose Taxes                   | .29 214,403.10    |
| Human Resources                               |                           | State Aid Revenues  | 55,753.52                 | Veteran & Senior Citizen Taxes                  | .15 112,110.00    |
| Elections                                     | 3,100.00                  | Federal Aid Revenues                                      |                           | Total Taxes for Rate Computation                | 2.64 1,970,364.60 |
| General Administration (other)                | 28,100.00                 | Sale of Acquired Property                                 | 16,372.87                 | Special District Taxes                          |                   |
| <b>JUDICIARY</b>                              |                           | Other Miscellaneous Revenues                              | 117,543.71                | Bank Stock Taxes                                |                   |
| Municipal Courts                              | 7,950.00                  | 1969 Revenues   | Total 2,389,591.93        | Added and Omitted Taxes                         | 21,924.09         |
| <b>PUBLIC SAFETY</b>                          |                           | Prior Years Surplus Appropriated                          | 176,989.80                | Total Taxes Levied - ABSTRACT                   | 1,944,608.74      |
| Fire Protection                               | 5,300.00                  | <b>REVENUES</b>   | <b>TOTAL</b> 2,566,581.73 | <b>TOTAL TAXES BILLED</b>                       | 1,946,643.39      |
| Police Protection                             | 125,700.00                |   |                           | 1969 TAXES COLLECTED                            | 1,777,308.00      |
| Civil Defense & Disaster Control              | 2,750.00                  | 1969 REAL PROPERTY VALUATIONS                             |                           | 1969 Taxes Cancelled, Abated or Adjusted        | 3,000.00          |
| Environmental Inspection & Control            | 9,100.00                  | Code Class # of Parcels %VAL'N                            | ASSESSED VALUATION        | Transfer to Tax Title Liens or Foreclosed       | 9,832.88          |
| Other Public Safety                           |                           | 1 Vacant Land 2134 4.11                                   | 2,449,700.00              | Balance Outstanding Dec. 31, 1969               | 156,502.51        |
| <b>PUBLIC WORKS</b>                           |                           | 2 Residential 6932 81.69                                  | 48,691,550.00             | <b>PRIOR YEARS TAXES OUTSTANDING</b>            |                   |
| Streets and Drainage                          | 123,430.00                | 3 Farm 110 1.65   | 982,450.00                | Balance January 1, 1969                         | 181,254.13        |
| Sewers and Sewage Processing                  | 14,325.00                 | 4a Commercial 213 9.20                                    | 5,484,200.00              | Collected in 1969                               | 157,169.80        |
| Garbage and Trash Disposal                    | 89,180.80                 | 4b Industrial 12 3.35                                     | 1,997,000.00              | Cancelled, Abated or Adjusted (1969)            |                   |
| Public Buildings and Grounds                  | 23,200.00                 | 4c Apartments   |                           | Transfers to Tax Title Liens or Foreclosed      | 2,234.50          |
| Other Public Works                            |                           | Total 9401 100.00   | 59,604,900.00             | Balance December 31, 1969                       | 21,849.83         |
| <b>HEALTH and WELFARE</b>                     |                           | <b>CAPITAL DEBT AUTHORIZED, DECEMBER 31, 1969</b>         |                           | <b>TAX TITLE LIENS OUTSTANDING</b>              |                   |
| Health Services Except Environmental          | 3,200.00                  | <b>ISSUED AND UNISSUED</b>                                |                           | Balance January 1, 1969                         | 30,255.33         |
| Welfare-Public Assistance                     | 3,750.00                  | School  | GROSS DEBT 1,918,202      | Transfers From Taxes                            | 12,353.03         |
| Hospitals, Clinics, First Aid                 |                           | Self-liquidating  |                           | Redeemed in 1969                                | 12,180.79         |
| Animal, Insect, & Rodent Control              | 10,450.00                 | Other   | 195,436                   | Cancelled, Abated or Adjusted (1969)            |                   |
| Other Welfare Services                        |                           | Total   | 2,113,638                 | Transfers to Foreclosed Property                |                   |
| <b>RECREATION and CONSERVATION</b>            |                           | <b>ISSUED AND OUTSTANDING</b>                             |                           | Balance December 31, 1969                       | 30,427.57         |
| Beaches and Boardwalks                        | 2,000.00                  | School  | 2,668,526.27              | <b>PROPERTY ACQUIRED BY DEED OR FORECLOSURE</b> |                   |
| Parks, Playgrounds, Shade Trees               | 7,000.00                  | Self-Liquidating  |                           | Balance January 1, 1969                         | 45,275.19         |
| Land Reclamation & Conservation               |                           | Other   | 188,000.00                | Transfers From Taxes or Liens                   |                   |
| Other Recreational Services                   |                           | Total   | 2,856,526.27              | Sale for Cash (1969)                            | 16,372.87         |
| <b>EDUCATION (excluding schools)</b>          |                           | <b>EQUALIZED VALUATION BASIS FOR NET DEBT COMPUTATION</b> |                           | Cancelled, Abated or Adjusted (1969)            |                   |
| Libraries                                     |                           | 1969 CAPITAL OUTLAY                                       | TOTAL 35,523.41           | Balance December 31, 1969                       | 28,902.32         |
| Other Educational Services                    |                           | Beaches and Boardwalks                                    |                           | <b>CURRENT FINANCES DECEMBER 31, 1969</b>       |                   |
| <b>STATUTORY EXPENDITURES</b>                 |                           | Parks and Playgrounds                                     |                           | <b>ASSETS</b>                                   |                   |
| Pensions & F.I.C.A.                           | 21,158.00                 | Public Buildings and Grounds                              |                           | Cash Dec. 31, 1969                              | 403,787.03        |
| Employee Fringe Benefits                      | 13,350.00                 | Vehicular Equipment                                       |                           | Taxes Receivable                                | 178,352.34        |
| Other Statutory Expenditures                  |                           | Streets, Roads, Sidewalks, Storm Sewers                   | 35,523.41                 | Tax Title Liens                                 | 30,427.57         |
| <b>MUNICIPAL FUNCTIONS</b>                    | <b>TOTAL</b> 543,988.80   | Sewer System  |                           | Foreclosed Property                             | 28,902.32         |
| <b>CAPITAL IMPROVEMENTS</b>                   | 61,000.00                 | Water Service   |                           | Emergencies & Other Deferred Charges            | 34,480.00         |
| <b>DEBT SERVICE</b>                           |                           | Other Utilities   |                           | State Aid Receivable                            | 21,000.00         |
| Principal Payments                            | 32,800.00                 | Hospitals and Clinics                                     |                           | Other Receivables                               |                   |
| Interest Payments                             | 19,391.75                 | Garbage and Trash Disposal Facilities                     |                           | Total   | 696,949.26        |
| <b>DEFERRED CHARGES</b>                       | 34,332.22                 | Health Equipment  |                           | <b>LIABILITIES</b>                              |                   |
| <b>SCHOOL, COUNTY, SPECIAL DISTRICT TAXES</b> | 1,707,104.20              | Library and Education Facilities                          |                           | Cash Liabilities                                | 240,062.85        |
| <b>RESERVE FOR UNCOLLECTED TAXES</b>          | 213,480.00                | Conservation and Recreation                               |                           | Reserves for Receivables                        | 237,682.23        |
| <b>EXPENDITURES</b>                           | <b>TOTAL</b> 2,612,096.97 | Other Expenditures  |                           | Surplus Dec. 31, 1969                           | 219,204.18        |
|   |                           |   |                           | Total   | 696,949.26        |

1704  
Population 1960 1,293  
Population 1969 1,460  
  
Moody Rating  
Land Area 45.70 Sq. Miles

LOWER ALLOWAYS CREEK - SALEM COUNTY  
Net Valuation Taxable 1,536,695  
State Equalized Value 5,831,859  
Net Valuation on Which County Taxes are apportioned: 5,882,057  
State Equalization Ratio .2635  
  
General Tax Rate Per \$100. 11.29  
State Equalized General Tax Rate: 2.97

PER CAPITA:  
Gross Debt 106.85  
Net Debt  
Debt Service  
Total Tax Levy 115.63  
Municipal Expenditures 93.46

PER CENT:  
Gross Debt 2.97  
Net Debt  
Tax Levy Collected 81.96  
Tax Levy Cancelled, Abated or Adjusted

| 1969 EXPENDITURES                      |                   | 1969 REVENUES                              |                         | 1969 PROPERTY TAX                          |                 |
|--|-------------------|--|-------------------------|--|-----------------|
| <b>GENERAL GOVERNMENT</b>              |                   | 1969 — Property Taxes Collected            |                         | <b>STATE EQUALIZED TAX RATE</b>            |                 |
| Governing Body & Public Boards         |                   | 1969 Payments in Lieu of Taxes             | 138,360.03              | Local District School Taxes                | 1.65 96,106.00  |
| Municipal Clerk                        |                   | Delinquent Tax & Lien Collections          | 18,311.84               | Regional & Consolidated School Tax         |                 |
| Financial Administration               | 2,100.00          | Business Personalty Replacement Taxes      | 9,246.00                | School Taxes in Municipal Budget           |                 |
| Assessment of Taxes                    | 3,240.00          | Taxes from Public Utilities                | 15,596.97               | County Taxes                               | .86 49,911.36   |
| Collection of Taxes                    | 2,980.00          | Other Miscellaneous Tax Revenues           |                         | County Library Taxes                       |                 |
| Planning, Housing & Development        | 4,635.56          | State Aid Revenues                         | 23,430.11               | Local Municipal Purpose Taxes              | .32 18,500.00   |
| Human Resources                        |                   | Federal Aid Revenues                       |                         | Veteran & Senior Citizen Taxes             | .15 8,910.00    |
| Elections                              |                   | Sale of Acquired Property                  |                         | Total Taxes for Rate Computation           | 2.98 173,427.36 |
| General Administration (other)         | 9,638.25          | Other Miscellaneous Revenues               | 13,984.79               | Special District Taxes                     |                 |
| <b>JUDICIARY</b>                       |                   | 1969 Revenues                              | Total 218,929.74        | Bank Stock Taxes                           |                 |
| Municipal Courts                       | 1,100.00          | Prior Years Surplus Appropriated           | 53,274.69               | Added and Omitted Taxes                    | 4,302.87        |
| <b>PUBLIC SAFETY</b>                   |                   | <b>REVENUES</b>                            | <b>TOTAL 272,204.43</b> | Total Taxes Levied - ABSTRACT              | 168,820.23      |
| Fire Protection                        | 3,500.00          |  |                         | <b>TOTAL TAXES BILLED</b>                  | 168,820.23      |
| Police Protection                      | 6,862.30          |  |                         | 1969 TAXES COLLECTED                       | 138,360.03      |
| Civil Defense & Disaster Control       | 200.00            |  |                         | 1969 REAL PROPERTY VALUATIONS              |                 |
| Environmental Inspection & Control     | 6,350.00          |  |                         | Code Class # of Parcels %VAL'N             |                 |
| Other Public Safety                    |                   |  |                         | 1 Vacant Land 321 2.66                     | 39,575.00       |
| <b>PUBLIC WORKS</b>                    |                   |  |                         | 2 Residential 318 44.04                    | 655,900.00      |
| Streets and Drainage                   | 22,000.00         |  |                         | 3 Farm 379 49.69                           | 740,000.00      |
| Sewers and Sewage Processing           |                   |  |                         | 4a Commercial 12 2.98                      | 44,400.00       |
| Garbage and Trash Disposal             | 2,640.00          |  |                         | 4b Industrial                              |                 |
| Public Buildings and Grounds           |                   |  |                         | 4c Apartments 1 .64                        | 9,500.00        |
| Other Public Works                     |                   |  |                         | Total 1031 100.01                          | 1,489,375.00    |
| <b>HEALTH and WELFARE</b>              |                   | CAPITAL DEBT AUTHORIZED, DECEMBER 31, 1969 |                         | 1969 Taxes Cancelled, Abated or Adjusted   | 974.00          |
| Health Services Except Environmental   | 350.00            | ISSUED AND UNISSUED                        |                         | Transfer to Tax Title Liens or Foreclosed  |                 |
| Welfare-Public Assistance              | 840.00            | GROSS DEBT                                 |                         | Balance Outstanding Dec. 31, 1969          | 29,486.20       |
| Hospitals, Clinics, First Aid          | 300.00            | SCHOOL                                     |                         |  |                 |
| Animal, Insect, & Rodent Control       | 1,144.00          | Self-liquidating                           |                         | <b>PRIOR YEARS TAXES OUTSTANDING</b>       |                 |
| Other Welfare Services                 |                   | Other                                      |                         | Balance January 1, 1969                    | 18,076.02       |
| <b>RECREATION and CONSERVATION</b>     |                   | Total                                      |                         | Collected in 1969                          | 18,027.51       |
| Beaches and Boardwalks                 |                   | ISSUED AND OUTSTANDING                     |                         | Cancelled, Abated or Adjusted (1969)       |                 |
| Parks, Playgrounds, Shade Trees        |                   | SCHOOL                                     |                         | Transfers to Tax Title Liens or Foreclosed |                 |
| Land Reclamation & Conservation        |                   | Self-liquidating                           |                         | Balance December 31, 1969                  | 48.51           |
| Other Recreational Services            |                   | Other                                      |                         | <b>TAX TITLE LIENS OUTSTANDING</b>         |                 |
| <b>EDUCATION (excluding schools)</b>   |                   | Total                                      |                         | Balance January 1, 1969                    | 4,686.27        |
| Libraries                              |                   | EQUALIZED VALUATION BASIS                  |                         | Transfers From Taxes                       | 974.00          |
| Other Educational Services             |                   | FOR NET DEBT COMPUTATION                   |                         | Redeemed in 1969                           | 284.33          |
| <b>STATUTORY EXPENDITURES</b>          |                   | TOTAL                                      |                         | Cancelled, Abated or Adjusted (1969)       |                 |
| Pensions & F.I.C.A.                    | 1,763.89          | 1969 CAPITAL OUTLAY                        |                         | Transfers to Foreclosed Property           |                 |
| Employee Fringe Benefits               |                   | Beaches and Boardwalks                     |                         | Balance December 31, 1969                  | 5,375.94        |
| Other Statutory Expenditures           |                   | Parks and Playgrounds                      |                         | <b>PROPERTY ACQUIRED BY DEED OR</b>        |                 |
| <b>MUNICIPAL FUNCTIONS</b>             |                   | Public Buildings and Grounds               |                         | <b>FORECLOSURE</b>                         |                 |
| <b>CAPITAL IMPROVEMENTS</b>            |                   | Vehicular Equipment                        |                         | Balance January 1, 1969                    |                 |
| <b>DEBT SERVICE</b>                    |                   | Streets, Roads, Sidewalks, Storm Sewers    |                         | Transfers From Taxes or Liens              |                 |
| Principal Payments                     |                   | Sewer System                               |                         | Sale for Cash (1969)                       |                 |
| Interest Payments                      |                   | Water Service                              |                         | Cancelled, Abated or Adjusted (1969)       |                 |
| <b>DEFERRED CHARGES</b>                |                   | Other Utilities                            |                         | Balance December 31, 1969                  |                 |
| SCHOOL, COUNTY, SPECIAL DISTRICT TAXES | 146,017.36        | Hospitals and Clinics                      |                         | <b>CURRENT FINANCES DECEMBER 31, 1969</b>  |                 |
| RESERVE FOR UNCOLLECTED TAXES          | 31,806.80         | Garbage and Trash Disposal Facilities      |                         | <b>ASSETS</b>                              |                 |
| <b>EXPENDITURES</b>                    |                   | Health Equipment                           |                         | Cash Dec. 31, 1969                         | 92,276.22       |
| <b>TOTAL</b>                           | <b>282,468.16</b> | Library and Education Facilities           |                         | Taxes Receivable                           | 29,534.71       |
|  |                   | Conservation and Recreation                |                         | Tax Title Liens                            | 5,375.94        |
|  |                   | Other Expenditures                         |                         | Foreclosed Property                        |                 |
|  |                   |  |                         | Emergencies & Other Deferred Charges       | 6,000.00        |
|  |                   |  |                         | State Aid Receivable                       | 15,000.00       |
|  |                   |  |                         | Other Receivables                          |                 |
|  |                   |  |                         | Total                                      | 148,186.87      |
|  |                   |  |                         | <b>LIABILITIES</b>                         |                 |
|  |                   |  |                         | Cash Liabilities                           | 24,681.75       |
|  |                   |  |                         | Reserves for Receivables                   | 34,910.65       |
|  |                   |  |                         | Surplus Dec. 31, 1969                      | 88,594.47       |
|  |                   |  |                         | Total                                      | 148,186.87      |

0317  
Population 1960 2,833  
Population 1969 3,900  
  
Moody Rating  
Land Area 13.29 Sq. Miles

LUMBERTON TWP - BURLINGTON COUNTY  
Net Valuation Taxable 26,297,956  
State Equalized Value 20,187,269  
Net Valuation on Which County Taxes  
are apportioned: 27,738,963  
State Equalization Ratio 1.3027  
General Tax Rate Per \$100. 3.41  
State Equalized  
General Tax Rate: 4.44

PER CAPITA:  
Gross Debt 230.91  
Net Debt 38.82  
Debt Service 4.10  
Total Tax Levy 226.54  
Municipal Expenditures 97.98

PER CENT:  
Gross Debt 5.04  
Net Debt .85  
Tax Levy Collected 82.24  
Tax Levy Cancelled, Abated  
or Adjusted 1.28

| 1969 EXPENDITURES                      |                     | 1969 REVENUES                              |                     | 1969 PROPERTY TAX                          |                   |
|--|---------------------|--|---------------------|--|-------------------|
| <b>GENERAL GOVERNMENT</b>              |                     | 1969 — Property Taxes Collected 726,603.12 |                     | <b>STATE EQUALIZED TAX RATE</b> 1.39       |                   |
| Governing Body & Public Boards         |                     | 1969 Payments in Lieu of Taxes             |                     | Local District School Taxes                | 280,496.00        |
| Municipal Clerk                        |                     | Delinquent Tax & Lien Collections          | 44,267.85           | Regional & Consolidated School Tax         | 352,696.84        |
| Financial Administration               | 12,650.00           | Business Personalty Replacement Taxes      | 51,410.00           | School Taxes in Municipal Budget           |                   |
| Assessment of Taxes                    | 3,155.00            | Taxes from Public Utilities                | 56,707.56           | County Taxes                               | .78 157,334.18    |
| Collection of Taxes                    | 3,375.00            | Other Miscellaneous Tax Revenues           |                     | County Library Taxes                       | .03 6,961.68      |
| Planning, Housing & Development        | 5,000.00            | State Aid Revenues                         | 16,099.17           | Local Municipal Purpose Taxes              | .39 79,648.63     |
| Human Resources                        |                     | Federal Aid Revenues                       |                     | Veteran & Senior Citizen Taxes             | .09 18,710.00     |
| Elections                              |                     | Sale of Acquired Property                  |                     | Total Taxes for Rate Computation           | 4.43 895,847.33   |
| General Administration (other)         | 30,300.00           | Other Miscellaneous Revenues               | 49,932.63           | Special District Taxes                     |                   |
| <b>JUDICIARY</b>                       |                     | 1969 Revenues Total                        | 945,020.33          | Bank Stock Taxes                           | 2,591.37          |
| Municipal Courts                       | 4,200.00            | Prior Years Surplus Appropriated           | 120,000.00          | Added and Omitted Taxes                    | 3,795.33          |
| <b>PUBLIC SAFETY</b>                   |                     | <b>REVENUES TOTAL</b>                      | <b>1,065,020.33</b> | Total Taxes Levied - ABSTRACT              | 883,524.03        |
| Fire Protection                        | 13,400.00           |  |                     | <b>TOTAL TAXES BILLED</b>                  | 883,524.03        |
| Police Protection                      | 20,900.00           |  |                     | 1969 TAXES COLLECTED                       | 726,603.12        |
| Civil Defense & Disaster Control       | 1,000.00            |  |                     | 1969 Taxes Cancelled, Abated or Adjusted   | 11,310.70         |
| Environmental Inspection & Control     | 2,000.00            |  |                     | Transfer to Tax Title Liens or Foreclosed  |                   |
| Other Public Safety                    |                     |  |                     | Balance Outstanding Dec. 31, 1969          | 145,610.21        |
| <b>PUBLIC WORKS</b>                    |                     |  |                     | <b>PRIOR YEARS TAXES OUTSTANDING</b>       |                   |
| Streets and Drainage                   | 59,940.00           |  |                     | Balance January 1, 1969                    | 66,373.80         |
| Sewers and Sewage Processing           | 20,500.00           |  |                     | Collected in 1969                          | 42,963.06         |
| Garbage and Trash Disposal             | 31,205.00           |  |                     | Cancelled, Abated or Adjusted (1969)       |                   |
| Public Buildings and Grounds           | 9,400.00            |  |                     | Transfers to Tax Title Liens or Foreclosed |                   |
| Other Public Works                     |                     |  |                     | Balance December 31, 1969                  | 23,410.74         |
| <b>HEALTH and WELFARE</b>              |                     |  |                     | <b>TAX TITLE LIENS OUTSTANDING</b>         |                   |
| Health Services Except Environmental   | 650.00              |  |                     | Balance January 1, 1969                    | 2,214.29          |
| Welfare-Public Assistance              | 2,100.00            |  |                     | Transfers From Taxes                       |                   |
| Hospitals, Clinics, First Aid          |                     |  |                     | Redeemed in 1969                           | 1,304.79          |
| Animal, Insect, & Rodent Control       | 200.00              |  |                     | Cancelled, Abated or Adjusted (1969)       |                   |
| Other Welfare Services                 |                     |  |                     | Transfers to Foreclosed Property:          |                   |
| <b>RECREATION and CONSERVATION</b>     |                     |  |                     | Balance December 31, 1969                  | 909.50            |
| Beaches and Boardwalks                 |                     |  |                     | <b>PROPERTY ACQUIRED BY DEED OR</b>        |                   |
| Parks, Playgrounds, Shade Trees        | 3,000.00            |  |                     | <b>FORECLOSURE</b>                         |                   |
| Land Reclamation & Conservation        |                     |  |                     | Balance January 1, 1969                    |                   |
| Other Recreational Services            | 615.00              |  |                     | Transfers From Taxes or Liens              |                   |
| <b>EDUCATION (excluding schools)</b>   |                     |  |                     | Sale for Cash (1969)                       |                   |
| Libraries                              |                     |  |                     | Cancelled, Abated or Adjusted (1969)       |                   |
| Other Educational Services             |                     |  |                     | Balance December 31, 1969                  |                   |
| <b>STATUTORY EXPENDITURES</b>          |                     |  |                     | <b>CURRENT FINANCES DECEMBER 31, 1969</b>  |                   |
| Pensions & F.I.C.A.                    | 6,107.00            |  |                     | <b>ASSETS</b>                              |                   |
| Employee Fringe Benefits               |                     |  |                     | Cash Dec. 31, 1969                         | 276,465.67        |
| Other Statutory Expenditures           |                     |  |                     | Taxes Receivable                           | 169,020.95        |
| <b>MUNICIPAL FUNCTIONS</b>             |                     |  |                     | Tax Title Liens                            | 909.50            |
| <b>CAPITAL IMPROVEMENTS</b>            |                     |  |                     | Foreclosed Property                        |                   |
| <b>DEBT SERVICE</b>                    |                     |  |                     | Emergencies & Other Deferred Charges       | 11,224.14         |
| Principal Payments                     | 9,900.00            |  |                     | State Aid Receivable                       | 8,091.00          |
| Interest Payments                      | 6,100.00            |  |                     | Other Receivables                          | 107,998.34        |
|  |                     |  |                     | Total                                      | 573,709.60        |
| <b>DEFERRED CHARGES</b>                |                     |  |                     | <b>LIABILITIES</b>                         |                   |
| SCHOOL, COUNTY, SPECIAL DISTRICT TAXES | 3,020.00            |  |                     | Cash Liabilities                           | 222,308.54        |
| RESERVE FOR UNCOLLECTED TAXES          | 797,488.70          |  |                     | Reserves for Receivables                   | 277,928.79        |
|  | 105,000.00          |  |                     | Surplus Dec. 31, 1969                      | 73,472.27         |
| <b>EXPENDITURES TOTAL</b>              | <b>1,179,605.70</b> |  |                     | Total                                      | <b>573,709.60</b> |



0232  
Population 1960 21,867  
Population 1969 24,300  
  
Moody Rating  
Land Area 4.70 Sq. Miles

LYNDHURST TWP - BERGEN COUNTY  
Net Valuation Taxable 119,313,544  
State Equalized Value 158,957,559  
Net Valuation on Which County Taxes are apportioned: 176,038,597  
State Equalization Ratio .7506  
General Tax Rate Per \$100. 3.02  
State Equalized General Tax Rate: 2.26

PER CAPITA:  
Gross Debt 38.94  
Net Debt 38.23  
Debt Service 3.72  
Total Tax Levy 144.09  
Municipal Expenditures 75.92  
  
PER CENT:  
Gross Debt .60  
Net Debt .59  
Tax Levy Collected 97.46  
Tax Levy Cancelled, Abated or Adjusted .09

| 1969 EXPENDITURES                      |              | 1969 REVENUES                         |                     | 1969 PROPERTY TAX                               |                     |
|--|--------------|---------------------------------------|---------------------|---|---------------------|
| <b>GENERAL GOVERNMENT</b>              |              | 1969 — Property Taxes Collected       |                     | <b>STATE EQUALIZED TAX RATE</b>                 |                     |
| Governing Body & Public Boards         |              | 1969 Payments in Lieu of Taxes        | 3,419,406.93        | Local District School Taxes                     | 1.28 2,037,798.00   |
| Municipal Clerk                        | 22,950.00    | Delinquent Tax & Lien Collections     | 68,365.79           | Regional & Consolidated School Tax              |                     |
| Financial Administration               | 64,000.00    | Business Personalty Replacement Taxes | 339,588.00          | School Taxes in Municipal Budget                |                     |
| Assessment of Taxes                    | 51,000.00    | Taxes from Public Utilities           | 191,676.34          | County Taxes                                    | .46 724,337.53      |
| Collection of Taxes                    | 48,400.00    | Other Miscellaneous Tax Revenues      |                     | County Library Taxes                            |                     |
| Planning, Housing & Development        | 5,400.00     | State Aid Revenues                    | 100,181.30          | Local Municipal Purpose Taxes                   | .44 702,268.79      |
| Human Resources                        |              | Federal Aid Revenues                  |                     | Veteran & Senior Citizen Taxes                  | .08 133,520.00      |
| Elections                              | 4,600.00     | Sale of Acquired Property             |                     | Total Taxes for Rate Computation                | 2.26 3,597,924.32   |
| General Administration (other)         | 15,150.00    | Other Miscellaneous Revenues          | 162,266.45          | Special District Taxes                          |                     |
| <b>JUDICIARY</b>                       |              | 1969 Revenues, Total                  | 4,281,484.81        | Bank Stock Taxes                                | 6,408.70            |
| Municipal Courts                       | 14,000.00    | Prior Years Surplus Appropriated      | 318,000.00          | Added and Omitted Taxes                         | 30,681.99           |
| <b>PUBLIC SAFETY</b>                   |              | <b>REVENUES TOTAL</b>                 | <b>4,599,484.81</b> | Total Taxes Levied - ABSTRACT                   | 3,501,495.01        |
| Fire Protection                        | 52,850.00    |                                       |                     | <b>TOTAL TAXES BILLED</b>                       | <b>3,508,374.62</b> |
| Police Protection                      | 433,600.00   |                                       |                     | 1969 TAXES COLLECTED                            | 3,419,406.93        |
| Civil Defense & Disaster Control       | 4,800.00     |                                       |                     | 1969 Taxes Cancelled, Abated or Adjusted        | 3,266.44            |
| Environmental Inspection & Control     | 20,100.00    |                                       |                     | Transfer to Tax Title Liens or Foreclosed       | 18.12               |
| Other Public Safety                    | 2,500.00     |                                       |                     | Balance Outstanding Dec. 31, 1969               | 85,683.13           |
| <b>PUBLIC WORKS</b>                    |              |                                       |                     | <b>PRIOR YEARS TAXES OUTSTANDING</b>            |                     |
| Streets and Drainage                   | 264,180.00   |                                       |                     | Balance January 1, 1969                         | 71,438.02           |
| Sewers and Sewage Processing           | 74,300.00    |                                       |                     | Collected in 1969                               | 68,365.79           |
| Garbage and Trash Disposal             | 103,500.00   |                                       |                     | Cancelled, Abated or Adjusted (1969)            |                     |
| Public Buildings and Grounds           | 23,900.00    |                                       |                     | Transfers to Tax Title Liens or Foreclosed      |                     |
| Other Public Works                     | 2,200.00     |                                       |                     | Balance December 31, 1969                       | 3,072.23            |
| <b>HEALTH and WELFARE</b>              |              |                                       |                     | <b>TAX TITLE LIENS OUTSTANDING</b>              |                     |
| Health Services Except Environmental   | 36,200.00    |                                       |                     | Balance January 1, 1969                         | 85.79               |
| Welfare-Public Assistance              | 19,300.00    |                                       |                     | Transfers From Taxes                            | 18.12               |
| Hospitals, Clinics, First Aid          |              |                                       |                     | Redeemed in 1969                                |                     |
| Animal, Insect, & Rodent Control       |              |                                       |                     | Cancelled, Abated or Adjusted (1969)            |                     |
| Other Welfare Services                 |              |                                       |                     | Transfers to Foreclosed Property                |                     |
| <b>RECREATION and CONSERVATION</b>     |              |                                       |                     | Balance December 31, 1969                       | 103.91              |
| Beaches and Boardwalks                 |              |                                       |                     | <b>PROPERTY ACQUIRED BY DEED OR FORECLOSURE</b> |                     |
| Parks, Playgrounds, Shade Trees        | 74,400.00    |                                       |                     | Balance January 1, 1969                         | 1,505,900.00        |
| Land Reclamation & Conservation        |              |                                       |                     | Transfers From Taxes or Liens                   |                     |
| Other Recreational Services            | 7,900.00     |                                       |                     | Sale for Cash (1969)                            | 62,000.00           |
| <b>EDUCATION (excluding schools)</b>   |              |                                       |                     | Cancelled, Abated or Adjusted (1969)            | 13,930.00           |
| Libraries                              | 40,861.00    |                                       |                     | Balance December 31, 1969                       | 1,429,970.00        |
| Other Educational Services             |              |                                       |                     | <b>CURRENT FINANCES DECEMBER 31, 1969</b>       |                     |
| <b>STATUTORY EXPENDITURES</b>          |              |                                       |                     | <b>ASSETS</b>                                   |                     |
| Pensions & F.I.C.A.                    | 142,800.00   |                                       |                     | Cash Dec. 31, 1969                              | 990,799.47          |
| Employee Fringe Benefits               | 21,000.00    |                                       |                     | Taxes Receivable                                | 88,755.36           |
| Other Statutory Expenditures           |              |                                       |                     | Tax Title Liens                                 | 103.91              |
| <b>MUNICIPAL FUNCTIONS</b>             | <b>TOTAL</b> |                                       |                     | Foreclosed Property                             | 1,429,970.00        |
| CAPITAL IMPROVEMENTS                   | 1,549,891.00 |                                       |                     | Emergencies & Other Deferred Charges            | 72,145.00           |
| DEBT SERVICE                           | 19,073.00    |                                       |                     | State Aid Receivable                            |                     |
| Principal Payments                     | 90,000.00    |                                       |                     | Other Receivables                               | 61,490.70           |
| Interest Payments                      | 500.00       |                                       |                     | Total   | 2,643,264.44        |
| <b>DEFERRED CHARGES</b>                |              |                                       |                     | <b>LIABILITIES</b>                              |                     |
| SCHOOL, COUNTY, SPECIAL DISTRICT TAXES | 20,300.00    |                                       |                     | Cash Liabilities                                | 462,562.22          |
| RESERVE FOR UNCOLLECTED TAXES          | 2,762,135.53 |                                       |                     | Reserves for Receivables                        | 1,570,246.97        |
|  | 164,987.27   |                                       |                     | Surplus Dec. 31, 1969                           | 610,455.25          |
| <b>EXPENDITURES</b>                    | <b>TOTAL</b> |                                       |                     | Total   | 2,643,264.44        |
|  | 4,606,886.80 |                                       |                     |   |                     |

1417  
Population 1960 15,122  
Population 1969 17,340  
S & P Rating AA  
Moody Rating A-1  
Land Area 4.00 Sq Miles

MADISON BORO  
Net Valuation Taxable 70,147,447  
State Equalized Value 137,868,409  
Net Valuation on Which County Taxes  
are apportioned: 137,843,037  
State Equalization Ratio .5088

- MORRIS COUNTY  
General Tax Rate Per \$100. 7.01  
State Equalized  
General Tax Rate: 3.56

PER CAPITA:  
Gross Debt 501.78  
Net Debt 249.76  
Debt Service 10.88  
Total Tax Levy 280.10  
Municipal Expenditures 155.72

PER CENT:  
Gross Debt 6.71  
Net Debt 3.34  
Tax Levy Collected 97.60  
Tax Levy Cancelled, Abated  
or Adjusted .45

| 1969 EXPENDITURES                      |                     | 1969 REVENUES                                     |                           | 1969 PROPERTY TAX                          |                   |
|--|---------------------|---|---------------------------|--|-------------------|
| <b>GENERAL GOVERNMENT</b>              |                     | 1969 — Property Taxes Collected 4,746,870.75      |                           | <b>STATE EQUALIZED TAX RATE</b> 2.20       |                   |
| Governing Body & Public Boards         |                     | 1969 Payments in Lieu of Taxes                    |                           | Local District School Taxes                | 3,035,937.14      |
| Municipal Clerk                        |                     | Delinquent Tax & Lien Collections                 | 84,567.60                 | Regional & Consolidated School Tax         |                   |
| Financial Administration               | 40,301.07           | Business Personalty Replacement Taxes             | 91,475.00                 | School Taxes in Municipal Budget           |                   |
| Assessment of Taxes                    | 14,330.53           | Taxes from Public Utilities                       | 121,057.73                | County Taxes                               | .41 559,220.02    |
| Collection of Taxes                    | 14,517.20           | Other Miscellaneous Tax Revenues                  |                           | County Library Taxes                       |                   |
| Planning, Housing & Development        | 7,441.24            | State Aid Revenues                                | 84,508.08                 | Local Municipal Purpose Taxes              | .90 1,238,324.80  |
| Human Resources                        | 2,000.00            | Federal Aid Revenues                              |                           | Veteran & Senior Citizen Taxes             | .06 77,930.00     |
| Elections                              | 2,329.36            | Sale of Acquired Property                         |                           | Total Taxes for Rate Computation           | 3.57 4,911,411.96 |
| General Administration (other)         | 184,562.49          | Other Miscellaneous Revenues                      | 637,937.37                | Special District Taxes                     |                   |
| <b>JUDICIARY</b>                       |                     | 1969 Revenues                                     | Total 5,766,416.53        | Bank Stock Taxes                           | 8,444.03          |
| Municipal Courts                       | 8,479.95            | Prior Years Surplus Appropriated                  | 486,000.00                | Added and Omitted Taxes                    | 15,051.46         |
| <b>PUBLIC SAFETY</b>                   |                     | <b>REVENUES</b>                                   | <b>TOTAL</b> 6,252,416.53 | Total Taxes Levied - ABSTRACT              | 4,856,977.45      |
| Fire Protection                        | 136,225.45          | <b>1969 REAL PROPERTY VALUATIONS</b>              |                           | <b>TOTAL TAXES BILLED</b>                  | 4,863,665.89      |
| Police Protection                      | 381,190.88          | Code Class # of Parcels %VAL'N                    | ASSESSED VALUATION        | <b>1969 TAXES COLLECTED</b>                | 4,746,870.75      |
| Civil Defense & Disaster Control       | 5,901.91            | 1 Vacant Land 312 2.72                            | 1,880,175.00              | 1969 Taxes Cancelled, Abated or Adjusted   | 21,977.36         |
| Environmental Inspection & Control     | 5,072.20            | 2 Residential 3620 81.64                          | 56,426,830.00             | Transfer to Tax Title Liens or Foreclosed  | 3,844.99          |
| Other Public Safety                    |                     | 3 Farm  |                           | Balance Outstanding Dec. 31, 1969          | 90,972.79         |
| <b>PUBLIC WORKS</b>                    |                     | 4a Commercial 169 11.42                           | 7,893,960.00              | <b>PRIOR YEARS TAXES OUTSTANDING</b>       |                   |
| Streets and Drainage                   | 243,666.34          | 4b Industrial 4 .15                               | 104,950.00                | Balance January 1, 1969                    | 91,420.28         |
| Sewers and Sewage Processing           | 129,801.39          | 4c Apartments 15 4.06                             | 2,807,600.00              | Collected in 1969                          | 82,864.36         |
| Garbage and Trash Disposal             | 243,000.00          | Total 4120 99.99                                  | 69,113,515.00             | Cancelled, Abated or Adjusted (1969)       | 566.24            |
| Public Buildings and Grounds           | 41,360.06           | <b>CAPITAL DEBT AUTHORIZED, DECEMBER 31, 1969</b> |                           | Transfers to Tax Title Liens or Foreclosed | 836.14            |
| Other Public Works                     |                     | ISSUED AND UNISSUED                               | GROSS DEBT                | Balance December 31, 1969                  | 7,153.54          |
| <b>HEALTH and WELFARE</b>              |                     | School  | 3,197,000                 | <b>TAX TITLE LIENS OUTSTANDING</b>         |                   |
| Health Services Except Environmental   | 97,088.62           | Self-liquidating                                  | 1,173,000                 | Balance January 1, 1969                    | 8,872.30          |
| Welfare-Public Assistance              | 6,950.00            | Other   | 4,330,805                 | Transfers From Taxes                       | 4,800.73          |
| Hospitals, Clinics, First Aid          |                     | Total   | 8,700,805                 | Redeemed in 1969                           | 1,703.24          |
| Animal, Insect, & Rodent Control       | 1,500.00            | <b>ISSUED AND OUTSTANDING</b>                     |                           | Cancelled, Abated or Adjusted (1969)       |                   |
| Other Welfare Services                 |                     | School  | 2,337,000.00              | Transfers to Foreclosed Property           |                   |
| <b>RECREATION and CONSERVATION</b>     |                     | Self-Liquidating                                  | 996,000.00                | Balance December 31, 1969                  | 11,969.79         |
| Beaches and Boardwalks                 |                     | Other   | 2,573,000.00              | <b>PROPERTY ACQUIRED BY DEED OR</b>        |                   |
| Parks, Playgrounds, Shade Trees        | 136,587.58          | Total   | 5,906,000.00              | <b>FORECLOSURE</b>                         |                   |
| Land Reclamation & Conservation        |                     | <b>EQUALIZED VALUATION BASIS</b>                  |                           | Balance January 1, 1969                    | 31,350.00         |
| Other Recreational Services            | 2,576.14            | FOR NET DEBT COMPUTATION                          | 129,748,050.00            | Transfers From Taxes or Liens              |                   |
| <b>EDUCATION (excluding schools)</b>   |                     | 1969 CAPITAL OUTLAY                               | TOTAL 1,324,715.32        | Sale for Cash (1969)                       |                   |
| Libraries                              |                     | Beaches and Boardwalks                            | 117.06                    | Cancelled, Abated or Adjusted (1969)       |                   |
| Other Educational Services             | 137,718.50          | Parks and Playgrounds                             | 31,232.00                 | Balance December 31, 1969                  | 31,350.00         |
| <b>STATUTORY EXPENDITURES</b>          |                     | Public Buildings and Grounds                      | 65,796.37                 | <b>CURRENT FINANCES DECEMBER 31, 1969</b>  |                   |
| Pensions & F.I.C.A.                    | 131,512.90          | Vehicular Equipment                               | 96,778.55                 | <b>ASSETS</b>                              |                   |
| Employee Fringe Benefits               | 7,232.74            | Streets, Roads, Sidewalks, Storm Sewers           | 924,654.18                | Cash Dec. 31, 1969                         | 651,245.97        |
| Other Statutory Expenditures           |                     | Sewer System                                      | 96,547.74                 | Taxes Receivable                           | 98,126.33         |
| <b>MUNICIPAL FUNCTIONS</b>             |                     | Water Service                                     | 33,272.88                 | Tax Title Liens                            | 11,969.79         |
| <b>CAPITAL IMPROVEMENTS</b>            |                     | Other Utilities                                   |                           | Foreclosed Property                        | 31,350.00         |
| <b>DEBT SERVICE</b>                    |                     | Hospitals and Clinics                             |                           | Emergencies & Other Deferred Charges       | 15,200.00         |
| Principal Payments                     | 129,000.00          | Garbage and Trash Disposal Facilities             |                           | State Aid Receivable                       | 24,640.97         |
| Interest Payments                      | 59,639.50           | Health Equipment                                  | 67,450.19                 | Other Receivables                          | 8,509.69          |
| <b>DEFERRED CHARGES</b>                |                     | Library and Education Facilities                  |                           | Total                                      | 841,042.75        |
| SCHOOL, COUNTY, SPECIAL DISTRICT TAXES | 16,645.26           | Conservation and Recreation                       |                           | <b>LIABILITIES</b>                         |                   |
| <b>RESERVE FOR UNCOLLECTED TAXES</b>   |                     | Other Expenditures                                | 8,866.35                  | Cash Liabilities                           | 191,753.50        |
|  | 386,837.27          |   |                           | Reserves for Receivables                   | 149,955.81        |
| <b>EXPENDITURES</b>                    |                     |   |                           | Surplus Dec. 31, 1969                      | 499,333.44        |
| <b>TOTAL</b>                           | <b>6,295,389.47</b> |   |                           | <b>Total</b>                               | <b>841,042.75</b> |

|   |       |
|---|-------|
| PER CENT:                                 |       |
| Gross Debt                                | 8.99  |
| Net Debt                                  | 4.99  |
| Tax Levy Collected                        | 93.25 |
| Tax Levy Cancelled, Abated<br>or Adjusted |       |

- 397 -

0423  
Population 1960 4,199  
Population 1969 5,860  
  
Moody Rating  
Land Area .99 Sq Miles

# MAGNOLIA BORO

Net Valuation Taxable 11,488,695  
State Equalized Value 22,438,857  
Net Valuation on Which County Taxes  
are apportioned: 22,112,294  
State Equalization Ratio .5120

# - CAMD' COUNTY

General Tax Rate Per \$100. 7.32  
  
State Equalized  
General Tax Rate: 3.74

# PER CAPITA:

Gross Debt 172.08  
Net Debt 42.40  
Debt Service 3.34  
Total Tax Levy 140.04  
Municipal Expenditures 51.68

# PER CENT:

Gross Debt 4.65  
Net Debt 1.15  
Tax Levy Collected 97.71  
Tax Levy Cancelled, Abated  
or Adjusted

| 1969 EXPENDITURES                      |            | 1969 REVENUES                                   |  | 1969 PROPERTY TAX                              |            |
|--|------------|---|--|--|------------|
| <b>GENERAL GOVERNMENT</b>              |            | 1969 — Property Taxes Collected 801,870.70      |  | <b>STATE EQUALIZED TAX RATE</b>                |            |
| Governing Body & Public Boards         |            | 1969 Payments in Lieu of Taxes 1,082.19         |  | Local District School Taxes 1.14               | 256,478.00 |
| Municipal Clerk                        |            | Delinquent Tax & Lien Collections 18,102.00     |  | Regional & Consolidated School Tax 1.08        | 242,629.00 |
| Financial Administration               | 14,086.76  | Business Personalty Replacement Taxes 13,917.00 |  | School Taxes in Municipal Budget               |            |
| Assessment of Taxes                    | 3,898.24   | Taxes from Public Utilities 71,367.20           |  | County Taxes .93                               | 207,610.74 |
| Collection of Taxes                    | 7,242.00   | Other Miscellaneous Tax Revenues                |  | County Library Taxes .02                       | 4,572.60   |
| Planning, Housing & Development        | 350.00     | State Aid Revenues 19,982.64                    |  | Local Municipal Purpose Taxes .45              | 101,490.96 |
| Human Resources                        |            | Federal Aid Revenues                            |  | Veteran & Senior Citizen Taxes .13             | 28,420.00  |
| Elections                              | 1,200.00   | Sale of Acquired Property                       |  | Total Taxes for Rate Computation 3.75          | 841,201.30 |
| General Administration (other)         | 17,823.00  | Other Miscellaneous Revenues 29,241.88          |  | Special District Taxes                         |            |
| <b>JUDICIARY</b>                       |            | 1969 Revenues Total 955,563.61                  |  | Bank Stock Taxes 514.04                        |            |
| Municipal Courts                       | 3,000.00   | Prior Years Surplus Appropriated 70,000.00      |  | Added and Omitted Taxes 7,362.09               |            |
| <b>PUBLIC SAFETY</b>                   |            | <b>REVENUES TOTAL 1,025,563.61</b>              |  | Total Taxes Levied - ABSTRACT 820,657.43       |            |
| Fire Protection                        | 14,150.00  |   |  | <b>TOTAL TAXES BILLED 820,657.43</b>           |            |
| Police Protection                      | 67,900.00  |   |  | 1969 TAXES COLLECTED 801,870.70                |            |
| Civil Defense & Disaster Control       | 500.00     |   |  | 1969 Taxes Cancelled, Abated or Adjusted       |            |
| Environmental Inspection & Control     | 2,600.00   |   |  | Transfer to Tax Title Liens or Foreclosed      |            |
| Other Public Safety                    |            |   |  | Balance Outstanding Dec. 31, 1969 18,786.73    |            |
| <b>PUBLIC WORKS</b>                    |            |   |  | <b>PRIOR YEARS TAXES OUTSTANDING</b>           |            |
| Streets and Drainage                   | 63,750.00  |   |  | Balance January 1, 1969 18,730.93              |            |
| Sewers and Sewage Processing           |            |   |  | Collected in 1969 16,853.33                    |            |
| Garbage and Trash Disposal             | 23,800.00  |   |  | Cancelled, Abated or Adjusted (1969)           |            |
| Public Buildings and Grounds           | 6,400.00   |   |  | Transfers to Tax Title Liens or Foreclosed     |            |
| Other Public Works                     |            |   |  | Balance December 31, 1969 1,877.60             |            |
| <b>HEALTH and WELFARE</b>              |            |   |  | <b>TAX TITLE LIENS OUTSTANDING</b>             |            |
| Health Services Except Environmental   | 1,050.00   |   |  | Balance January 1, 1969 11,115.02              |            |
| Welfare-Public Assistance              | 800.00     |   |  | Transfers From Taxes                           |            |
| Hospitals, Clinics, First Aid          |            |   |  | Redeemed in 1969 1,248.67                      |            |
| Animal, Insect, & Rodent Control       |            |   |  | Cancelled, Abated or Adjusted (1969)           |            |
| Other Welfare Services                 |            |   |  | Transfers to Foreclosed Property               |            |
| <b>RECREATION and CONSERVATION</b>     |            |   |  | Balance December 31, 1969 9,866.35             |            |
| Beaches and Boardwalks                 |            |   |  | <b>PROPERTY ACQUIRED BY DEED OR</b>            |            |
| Parks, Playgrounds, Shade Trees        | 4,900.00   |   |  | <b>FORECLOSURE</b>                             |            |
| Land Reclamation & Conservation        |            |   |  | Balance January 1, 1969 12,175.00              |            |
| Other Recreational Services            |            |   |  | Transfers From Taxes or Liens                  |            |
| <b>EDUCATION (excluding schools)</b>   |            |   |  | Sale for Cash (1969)                           |            |
| Libraries                              | 1,700.00   |   |  | Cancelled, Abated or Adjusted (1969)           |            |
| Other Educational Services             |            |   |  | Balance December 31, 1969 12,175.00            |            |
| <b>STATUTORY EXPENDITURES</b>          |            |   |  | <b>CURRENT FINANCES DECEMBER 31, 1969</b>      |            |
| Pensions & F.I.C.A.                    | 5,900.00   |   |  | <b>ASSETS</b>                                  |            |
| Employee Fringe Benefits               | 1,800.00   |   |  | Cash Dec. 31, 1969 214,196.51                  |            |
| Other Statutory Expenditures           |            |   |  | Taxes Receivable 20,664.33                     |            |
| <b>MUNICIPAL FUNCTIONS</b>             |            |   |  | Tax Title Liens 9,866.35                       |            |
| <b>CAPITAL IMPROVEMENTS</b>            |            |   |  | Foreclosed Property 12,175.00                  |            |
| <b>DEBT SERVICE</b>                    |            |   |  | Emergencies & Other Deferred Charges 15,007.77 |            |
| Principal Payments                     | 10,000.00  |   |  | State Aid Receivable 2,469.00                  |            |
| Interest Payments                      | 9,563.03   |   |  | Other Receivables 4,467.83                     |            |
|  |            |   |  | Total 278,846.79                               |            |
| <b>DEFERRED CHARGES</b>                |            |   |  | <b>LIABILITIES</b>                             |            |
| SCHOOL, COUNTY, SPECIAL DISTRICT TAXES | 8,075.00   |   |  | Cash Liabilities 150,504.21                    |            |
| RESERVE FOR UNCOLLECTED TAXES          | 711,290.34 |   |  | Reserves for Receivables 47,173.51             |            |
|  | 31,205.00  |   |  | Surplus Dec. 31, 1969 81,169.07                |            |
| <b>EXPENDITURES TOTAL 1,014,108.37</b> |            |   |  | Total 278,846.79                               |            |

0233  
Population 1960 7,376  
Population 1969 10,800  
  
Moody Rating  
Land Area 25.70 Sq. Miles

MAHWAH TWP - BERGEN COUNTY  
Net Valuation Taxable 141,851,646  
State Equalized Value 157,805,813  
Net Valuation on Which County Taxes  
are apportioned: 164,068,390  
State Equalization Ratio .8989  
General Tax Rate Per \$100. 2.77  
State Equalized  
General Tax Rate: 2.48

PER CAPITA:  
Gross Debt 475.83  
Net Debt 8.89  
Debt Service .88  
Total Tax Levy 363.41  
Municipal Expenditures 129.25  
  
PER CENT:  
Gross Debt 3.38  
Net Debt .06  
Tax Levy Collected 94.48  
Tax Levy Cancelled, Abated  
or Adjusted 2.58

| 1969 EXPENDITURES                      |              | 1969 REVENUES                         |              | 1969 PROPERTY TAX                          |                   |
|--|--------------|---------------------------------------|--------------|--|-------------------|
| GENERAL GOVERNMENT                     |              | 1969 — Property Taxes Collected       |              | STATE EQUALIZED TAX RATE                   |                   |
| Governing Body & Public Boards         |              | 1969 Payments in Lieu of Taxes        | 3,710,850.62 | Local District School Taxes                | 1.64 2,588,888.06 |
| Municipal Clerk                        |              | Delinquent Tax & Lien Collections     | 183,451.18   | Regional & Consolidated School Tax         |                   |
| Financial Administration               | 69,250.00    | Business Personalty Replacement Taxes | 249,497.00   | School Taxes in Municipal Budget           |                   |
| Assessment of Taxes                    | 16,743.65    | Taxes from Public Utilities           | 235,675.01   | County Taxes                               | .42 659,253.01    |
| Collection of Taxes                    | 16,619.48    | Other Miscellaneous Tax Revenues      | 7,640.72     | County Library Taxes                       |                   |
| Planning, Housing & Development        | 17,600.00    | State Aid Revenues                    | 34,219.78    | Local Municipal Purpose Taxes              | .40 630,098.28    |
| Human Resources                        |              | Federal Aid Revenues                  |              | Veteran & Senior Citizen Taxes             | .03 50,060.00     |
| Elections                              |              | Sale of Acquired Property             |              | Total Taxes for Rate Computation           | 2.49 3,928,299.35 |
| General Administration (other)         | 54,236.87    | Other Miscellaneous Revenues          | 120,316.06   | Special District Taxes                     |                   |
| JUDICIARY                              |              | 1969 Revenues                         | 4,541,650.37 | Bank Stock Taxes                           | 1,119.33          |
| Municipal Courts                       | 7,700.00     | Prior Years Surplus Appropriated      | 76,400.00    | Added and Omitted Taxes                    | 45,471.79         |
| PUBLIC SAFETY                          |              | REVENUES                              | 4,618,050.37 | Total Taxes Levied - ABSTRACT              | 3,924,830.47      |
| Fire Protection                        | 57,300.00    |                                       |              | TOTAL TAXES BILLED                         | 3,927,642.33      |
| Police Protection                      | 269,800.00   |                                       |              | 1969 TAXES COLLECTED                       | 3,710,850.62      |
| Civil Defense & Disaster Control       | 5,000.00     |                                       |              | 1969 Taxes Cancelled, Abated or Adjusted   | 101,337.58        |
| Environmental Inspection & Control     | 10,900.00    |                                       |              | Transfer to Tax Title Liens or Foreclosed  | 951.77            |
| Other Public Safety                    |              |                                       |              | Balance Outstanding Dec. 31, 1969          | 114,502.36        |
| PUBLIC WORKS                           |              |                                       |              | PRIOR YEARS TAXES OUTSTANDING              |                   |
| Streets and Drainage                   | 216,607.00   |                                       |              | Balance January 1, 1969                    | 199,616.54        |
| Sewers and Sewage Processing           |              |                                       |              | Collected in 1969                          | 183,000.77        |
| Garbage and Trash Disposal             |              |                                       |              | Cancelled, Abated or Adjusted (1969)       | 13,686.25         |
| Public Buildings and Grounds           | 18,200.00    |                                       |              | Transfers to Tax Title Liens or Foreclosed | 530.28            |
| Other Public Works                     |              |                                       |              | Balance December 31, 1969                  | 2,399.24          |
| HEALTH and WELFARE                     |              |                                       |              | TAX TITLE LIENS OUTSTANDING                |                   |
| Health Services Except Environmental   | 31,150.00    |                                       |              | Balance January 1, 1969                    | 131.39            |
| Welfare-Public Assistance              | 9,800.00     |                                       |              | Transfers From Taxes                       | 1,571.46          |
| Hospitals, Clinics, First Aid          |              |                                       |              | Redeemed in 1969                           | 450.41            |
| Animal, Insect, & Rodent Control       | 1,200.00     |                                       |              | Cancelled, Abated or Adjusted (1969)       |                   |
| Other Welfare Services                 |              |                                       |              | Transfers to Foreclosed Property           |                   |
| RECREATION and CONSERVATION            |              |                                       |              | Balance December 31, 1969                  | 1,252.44          |
| Beaches and Boardwalks                 |              |                                       |              | PROPERTY ACQUIRED BY DEED OR               |                   |
| Parks, Playgrounds, Shade Trees        | 27,200.00    |                                       |              | FORECLOSURE                                |                   |
| Land Reclamation & Conservation        |              |                                       |              | Balance January 1, 1969                    |                   |
| Other Recreational Services            | 1,000.00     |                                       |              | Transfers From Taxes or Liens              |                   |
| EDUCATION (excluding schools)          |              |                                       |              | Sale for Cash (1969)                       |                   |
| Libraries                              | 43,100.00    |                                       |              | Cancelled, Abated or Adjusted (1969)       |                   |
| Other Educational Services             |              |                                       |              | Balance December 31, 1969                  |                   |
| STATUTORY EXPENDITURES                 |              |                                       |              | CURRENT FINANCES DECEMBER 31, 1969         |                   |
| Pensions & F.I.C.A.                    | 45,742.70    |                                       |              | ASSETS                                     |                   |
| Employee Fringe Benefits               |              |                                       |              | Cash Dec. 31, 1969                         | 365,966.59        |
| Other Statutory Expenditures           |              |                                       |              | Taxes Receivable                           | 116,901.60        |
| MUNICIPAL FUNCTIONS                    |              |                                       |              | Tax Title Liens                            | 1,252.44          |
| CAPITAL IMPROVEMENTS                   |              |                                       |              | Foreclosed Property                        |                   |
| DEBT SERVICE                           |              |                                       |              | Emergencies & Other Deferred Charges       | 27,615.41         |
| Principal Payments                     | 6,000.00     |                                       |              | State Aid Receivable                       |                   |
| Interest Payments                      | 3,500.00     |                                       |              | Other Receivables                          |                   |
| DEFERRED CHARGES                       |              |                                       |              | Total                                      | 98,922.06         |
| SCHOOL, COUNTY, SPECIAL DISTRICT TAXES | 7,200.00     |                                       |              | LIABILITIES                                |                   |
| RESERVE FOR UNCOLLECTED TAXES          | 3,248,141.07 |                                       |              | Cash Liabilities                           | 153,340.61        |
|  | 351,025.41   |                                       |              | Reserves for Receivables                   | 217,076.10        |
| EXPENDITURES                           |              |                                       |              | Surplus Dec. 31, 1969                      | 240,241.39        |
| TOTAL                                  | 4,644,016.18 |                                       |              | Total                                      | 610,658.10        |

PER CENT:

|            |      |
|------------|------|
| Gross Debt | 8.50 |
|------------|------|

Net Debt .86

**Tax Levy Collected      94.97**

**Tax Levy Cancelled, Abated**

or Adjusted .10

- 400 -

1327  
Population 1960 4,022  
Population 1969 4,480  
  
Moody Rating  
Land Area 1.70 Sq. Miles

MANASQUAN BORO - MONMOUTH COUNTY  
Net Valuation Taxable 40,048,265  
State Equalized Value 52,289,156 General Tax Rate Per \$100. 3.37  
Net Valuation on Which County Taxes  
are apportioned: 50,946,890 State Equalized  
State Equalization Ratio .7659 General Tax Rate: 2.58

PER CAPITA:  
Gross Debt 159.65  
Net Debt 26.84  
Debt Service 1.15  
Total Tax Levy 483.35  
Municipal Expenditures 187.64

PER CENT:  
Gross Debt 1.45  
Net Debt .24  
Tax Levy Collected 98.25  
Tax Levy Cancelled, Abated  
or Adjusted .03

| 1969 EXPENDITURES                      |                           | 1969 REVENUES                                     |                           | 1969 PROPERTY TAX                          |                     |
|--|---------------------------|---|---------------------------|--|---------------------|
| <b>GENERAL GOVERNMENT</b>              |                           | 1969 — Property Taxes Collected                   |                           | <b>STATE EQUALIZED TAX RATE</b>            |                     |
| Governing Body & Public Boards         |                           | 1969 Payments in Lieu of Taxes                    | 1,302,360.31              | Local District School Taxes                | 1.16 604,328.00     |
| Municipal Clerk                        |                           | Delinquent Tax & Lien Collections                 | 21,626.78                 | Regional & Consolidated School Tax         |                     |
| Financial Administration               | 13,825.00                 | Business Personalty Replacement Taxes             | 20,842.00                 | School Taxes in Municipal Budget           |                     |
| Assessment of Taxes                    | 6,600.00                  | Taxes from Public Utilities                       | 69,723.37                 | County Taxes                               | .58 305,654.89      |
| Collection of Taxes                    | 9,439.56                  | Other Miscellaneous Tax Revenues                  | 28,257.42                 | County Library Taxes                       | .02 11,432.52       |
| Planning, Housing & Development        | 80.00                     | State Aid Revenues                                |                           | Local Municipal Purpose Taxes              | .75 392,530.00      |
| Human Resources                        |                           | Federal Aid Revenues                              |                           | Veteran & Senior Citizen Taxes             | .07 38,510.00       |
| Elections                              | 600.00                    | Sale of Acquired Property                         |                           | Total Taxes for Rate Computation 2.58      | 1,352,455.41        |
| General Administration (other)         | 28,469.88                 | Other Miscellaneous Revenues                      | 293,330.66                | Special District Taxes                     |                     |
| <b>JUDICIARY</b>                       |                           | 1969 Revenues                                     | 1,736,140.54              | Bank Stock Taxes                           | 4,031.08            |
| Municipal Courts                       | 6,444.45                  | Prior Years Surplus Appropriated                  | 50,000.00                 | Added and Omitted Taxes                    | 6,364.54            |
| <b>PUBLIC SAFETY</b>                   |                           | <b>REVENUES</b>                                   | <b>TOTAL 1,786,140.54</b> | Total Taxes Levied - ABSTRACT              | 1,362,851.03        |
| Fire Protection                        | 24,402.89                 | 1969 REAL PROPERTY VALUATIONS                     |                           | <b>TOTAL TAXES BILLED</b>                  | <b>1,325,516.98</b> |
| Police Protection                      | 133,750.00                | Code Class # of Parcels %VAL'N                    | ASSESSED VALUATION        | 1969 TAXES COLLECTED                       | 1,302,360.31        |
| Civil Defense & Disaster Control       | 35.58                     | 1 Vacant Land 573 3.68                            | 1,460,950.00              | 1969 Taxes Cancelled, Abated or Adjusted   | 359.85              |
| Environmental Inspection & Control     | 3,266.08                  | 2 Residential 2340 83.10                          | 33,013,800.00             | Transfer to Tax Title Liens or Foreclosed  | 547.56              |
| Other Public Safety                    |                           | 3 Farm  |                           | Balance Outstanding Dec. 31, 1969          | 22,249.26           |
| <b>PUBLIC WORKS</b>                    |                           | 4a Commercial 124 11.90                           | 4,729,450.00              | <b>PRIOR YEARS TAXES OUTSTANDING</b>       |                     |
| Streets and Drainage                   | 98,800.00                 | 4b Industrial 11 .70                              | 278,100.00                | Balance January 1, 1969                    | 22,051.04           |
| Sewers and Sewage Processing           |                           | 4c Apartments 2 .62                               | 247,800.00                | Collected in 1969                          | 21,626.78           |
| Garbage and Trash Disposal             | 91,000.00                 | Total 3050 100.00                                 | 39,730,100.00             | Cancelled, Abated or Adjusted (1969)       | 424.26              |
| Public Buildings and Grounds           | 11,000.00                 |   |                           | Transfers to Tax Title Liens or Foreclosed |                     |
| Other Public Works                     |                           |   |                           | Balance December 31, 1969                  |                     |
| <b>HEALTH and WELFARE</b>              |                           | <b>CAPITAL DEBT AUTHORIZED, DECEMBER 31, 1969</b> |                           | <b>TAX TITLE LIENS OUTSTANDING</b>         |                     |
| Health Services Except Environmental   | 3,750.00                  | <b>ISSUED AND UNISSUED</b>                        |                           | Balance January 1, 1969                    | 1,029.20            |
| Welfare-Public Assistance              | 992.00                    | <b>GROSS DEBT</b>                                 |                           | Transfers From Taxes                       | 547.56              |
| Hospitals, Clinics, First Aid          |                           | School  | 595,000                   | Redeemed in 1969                           |                     |
| Animal, Insect, & Rodent Control       |                           | Self-Liquidating                                  | 56,000                    | Cancelled, Abated or Adjusted (1969)       |                     |
| Other Welfare Services                 |                           | Other   | 64,248                    | Transfers to Foreclosed Property           |                     |
| <b>RECREATION and CONSERVATION</b>     |                           | Total   | 715,248                   | Balance December 31, 1969                  | 1,576.76            |
| Beaches and Boardwalks                 | 236,280.47                | <b>ISSUED AND OUTSTANDING</b>                     |                           | <b>PROPERTY ACQUIRED BY DEED OR</b>        |                     |
| Parks, Playgrounds, Shade Trees        | 13,511.11                 | <b>SCHOOL</b>                                     |                           | <b>FORECLOSURE</b>                         |                     |
| Land Reclamation & Conservation        |                           | School  |                           | Balance January 1, 1969                    | 51,740.00           |
| Other Recreational Services            |                           | Self-Liquidating                                  |                           | Transfers From Taxes or Liens              |                     |
| <b>EDUCATION (excluding schools)</b>   |                           | Other   |                           | Sale for Cash (1969)                       |                     |
| Libraries                              | 14,800.00                 | Total   |                           | Cancelled, Abated or Adjusted (1969)       |                     |
| Other Educational Services             | 1,250.00                  | <b>EQUALIZED VALUATION BASIS</b>                  |                           | Balance December 31, 1969                  | 51,740.00           |
| <b>STATUTORY EXPENDITURES</b>          |                           | <b>FOR NET DEBT COMPUTATION</b>                   |                           | <b>CURRENT FINANCES DECEMBER 31, 1969</b>  |                     |
| Pensions and F.I.C.A.                  | 24,171.37                 | 1969 CAPITAL OUTLAY                               |                           | <b>ASSETS</b>                              |                     |
| Employee Fringe Benefits               | 10,538.44                 | TOTAL   |                           | Cash Dec. 31, 1969                         | 276,510.08          |
| Other Statutory Expenditures           |                           | Beaches and Boardwalks                            |                           | Taxes Receivable                           | 22,249.26           |
| <b>MUNICIPAL FUNCTIONS</b>             |                           | Parks and Playgrounds                             |                           | Tax Title Liens                            | 1,576.76            |
| <b>CAPITAL IMPROVEMENTS</b>            |                           | Public Buildings and Grounds                      |                           | Foreclosed Property                        | 51,740.00           |
| <b>DEBT SERVICE</b>                    |                           | Vehicular Equipment                               |                           | Emergencies & Other Deferred Charges       | 16,900.00           |
| Principal Payments                     | 5,000.00                  | Streets, Roads, Sidewalks, Storm Sewers           |                           | State Aid Receivable                       | 9,835.50            |
| Interest Payments                      | 157.50                    | Sewer System                                      |                           | Other Receivables                          | 20,807.17           |
| <b>DEFERRED CHARGES</b>                |                           | Water Service                                     |                           | Total                                      | 399,618.77          |
| SCHOOL, COUNTY, SPECIAL DISTRICT TAXES | 35,945.90                 | Other Utilities                                   |                           | <b>LIABILITIES</b>                         |                     |
| RESERVE FOR UNCOLLECTED TAXES          | 1,762,473.32              | Hospitals and Clinics                             |                           | Cash Liabilities                           | 180,201.55          |
|  | 41,128.77                 | Garbage and Trash Disposal Facilities             |                           | Reserves for Receivables                   | 96,373.19           |
|  |                           | Health Equipment                                  |                           | Surplus Dec. 31, 1969                      | 123,044.03          |
|  |                           | Library and Education Facilities                  |                           | Total                                      | 399,618.77          |
|  |                           | Conservation and Recreation                       |                           |  |                     |
| <b>EXPENDITURES</b>                    | <b>TOTAL 2,603,112.32</b> | Other Expenditures                                |                           |  |                     |
|  |                           |   |                           |  |                     |

1518  
Population 1960 3,779  
Population 1969 8,150  
Moody Rating  
Land Area 82.30 Sq. Miles

# MANCHESTER TWP

Net Valuation Taxable 20,984,108  
State Equalized Value 29,739,382  
Net Valuation on Which County Taxes  
are apportioned: 26,354,724  
State Equalization Ratio .7056

# - OCEAN

# COUNTY

General Tax Rate Per \$100. 2.93  
State Equalized  
General Tax Rate: 2.06

# PER CAPITA:

Gross Debt 99.40  
Net Debt 56.09  
Debt Service 3.22  
Total Tax Levy 81.88  
Municipal Expenditures 62.45

# PER CENT:

Gross Debt 3.10  
Net Debt 1.75  
Tax Levy Collected 95.99  
Tax Levy Cancelled, Abated  
or Adjusted

| 1969 EXPENDITURES                      |                           | 1969 REVENUES                                     |                           | 1969 PROPERTY TAX                          |                 |
|--|---------------------------|---|---------------------------|--|-----------------|
| <b>GENERAL GOVERNMENT</b>              |                           | 1969 — Property Taxes Collected                   |                           | <b>STATE EQUALIZED TAX RATE</b>            |                 |
| Governing Body & Public Boards         |                           |   | 640,574.24                | Local District School Taxes                | 1.35 400,947.69 |
| Municipal Clerk                        |                           | 1969 Payments in Lieu of Taxes                    |                           | Regional & Consolidated School Tax         |                 |
| Financial Administration               | 36,618.55                 | Delinquent Tax & Lien Collections                 | 29,422.71                 | School Taxes in Municipal Budget           |                 |
| Assessment of Taxes                    | 14,030.00                 | Business Personalty Replacement Taxes             | 12,369.00                 | County Taxes                               | .46 137,906.20  |
| Collection of Taxes                    | 25,013.55                 | Taxes from Public Utilities                       | 82,668.46                 | County Library Taxes                       | .02 5,663.22    |
| Planning, Housing & Development        | 7,979.11                  | Other Miscellaneous Tax Revenues                  |                           | Local Municipal Purpose Taxes              | .18 52,400.00   |
| Human Resources                        |                           | State Aid Revenues                                | 26,475.09                 | Veteran & Senior Citizen Taxes             | .06 17,000.00   |
| Elections                              |                           | Federal Aid Revenues                              |                           | Total Taxes for Rate Computation           | 2.07 613,917.11 |
| General Administration (other)         | 32,185.87                 | Sale of Acquired Property                         | 54,548.50                 | Special District Taxes                     |                 |
| <b>JUDICIARY</b>                       |                           | Other Miscellaneous Revenues                      | 102,965.93                | Bank Stock Taxes                           |                 |
| Municipal Courts                       | 11,771.17                 | 1969 Revenues                                     | 949,023.93                | Added and Omitted Taxes                    | 70,410.12       |
| <b>PUBLIC SAFETY</b>                   |                           | Prior Years Surplus Appropriated                  | 147,755.69                | Total Taxes Levied - ABSTRACT              | 667,327.23      |
| Fire Protection                        | 14,991.20                 | <b>REVENUES</b>                                   | <b>TOTAL</b> 1,096,779.62 | <b>TOTAL TAXES BILLED</b>                  | 667,327.23      |
| Police Protection                      | 111,733.50                |   |                           | 1969 TAXES COLLECTED                       | 640,574.24      |
| Civil Defense & Disaster Control       | 385.40                    | <b>1969 REAL PROPERTY VALUATIONS</b>              |                           | 1969 Taxes Cancelled, Abated or Adjusted   |                 |
| Environmental Inspection & Control     | 6,846.63                  | Code Class # of Parcels %VAL'N                    | ASSESSED VALUATION        | Transfer to Tax Title Liens or Foreclosed  |                 |
| Other Public Safety                    |                           | 1 Vacant Land 3026 16.56                          | 3,392,995.00              | Balance Outstanding Dec. 31, 1969          | 26,752.99       |
| <b>PUBLIC WORKS</b>                    |                           | 2 Residential 921 38.05                           | 7,796,500.00              | <b>PRIOR YEARS TAXES OUTSTANDING</b>       |                 |
| Streets and Drainage                   | 57,554.37                 | 3 Farm 54 1.77                                    | 361,560.00                | Balance January 1, 1969                    | 58,139.30       |
| Sewers and Sewage Processing           |                           | 4a Commercial 65 3.01                             | 616,000.00                | Collected in 1969                          | 27,754.24       |
| Garbage and Trash Disposal             | 10,897.80                 | 4b Industrial 25 3.37                             | 691,000.00                | Cancelled, Abated or Adjusted (1969)       |                 |
| Public Buildings and Grounds           | 28,881.48                 | 4c Apartments 12 37.24                            | 7,631,200.00              | Transfers to Tax Title Liens or Foreclosed |                 |
| Other Public Works                     |                           | Total 4103 100.00                                 | 20,489,255.00             | Balance December 31, 1969                  | 30,385.06       |
| <b>HEALTH and WELFARE</b>              |                           | <b>CAPITAL DEBT AUTHORIZED, DECEMBER 31, 1969</b> |                           | <b>TAX TITLE LIENS OUTSTANDING</b>         |                 |
| Health Services Except Environmental   | 4,069.92                  | ISSUED AND UNISSUED                               | GROSS DEBT                | Balance January 1, 1969                    | 45,617.76       |
| Welfare-Public Assistance              | 7,733.16                  | School  | 353,000                   | Transfers From Taxes                       |                 |
| Hospitals, Clinics, First Aid          |                           | Self-liquidating                                  |                           | Redeemed in 1969                           | 1,668.47        |
| Animal, Insect, & Rodent Control       | 3,675.26                  | Other   | 457,100                   | Cancelled, Abated or Adjusted (1969)       |                 |
| Other Welfare Services                 |                           | Total   | 810,100                   | Transfers to Foreclosed Property           |                 |
| <b>RECREATION and CONSERVATION</b>     |                           | ISSUED AND OUTSTANDING                            |                           | Balance December 31, 1969                  | 43,949.29       |
| Beaches and Boardwalks                 |                           | School  | 353,000.00                | <b>PROPERTY ACQUIRED BY DEED OR</b>        |                 |
| Parks, Playgrounds, Shade Trees        | 3,049.23                  | Self-Liquidating                                  |                           | <b>FORECLOSURE</b>                         |                 |
| Land Reclamation & Conservation        |                           | Other   | 455,000.00                | Balance January 1, 1969                    | 150,727.50      |
| Other Recreational Services            | 4,656.96                  | Total   | 808,000.00                | Transfers From Taxes or Liens              |                 |
| <b>EDUCATION (excluding schools)</b>   |                           | <b>EQUALIZED VALUATION BASIS</b>                  |                           | Sale for Cash (1969)                       | 140,577.50      |
| Libraries                              |                           | <b>FOR NET DEBT COMPUTATION</b>                   | 26,121,769.33             | Cancelled, Abated or Adjusted (1969)       |                 |
| Other Educational Services             |                           | 1969 CAPITAL OUTLAY                               | TOTAL                     | Balance December 31, 1969                  | 10,150.00       |
| <b>STATUTORY EXPENDITURES</b>          |                           | Beaches and Boardwalks                            | 51,038.09                 | <b>CURRENT FINANCES DECEMBER 31, 1969</b>  |                 |
| Pensions & F.I.C.A.                    | 16,435.00                 | Parks and Playgrounds                             |                           | <b>ASSETS</b>                              |                 |
| Employee Fringe Benefits               | 7,023.28                  | Public Buildings and Grounds                      | 26,479.89                 | Cash Dec. 31, 1969                         | 46,459.25       |
| Other Statutory Expenditures           |                           | Vehicular Equipment                               | 2,558.20                  | Taxes Receivable                           | 57,138.05       |
| <b>MUNICIPAL FUNCTIONS</b>             | <b>TOTAL</b> 405,531.44   | Streets, Roads, Sidewalks, Storm Sewers           | 7,000.00                  | Tax Title Liens                            | 43,949.29       |
| <b>CAPITAL IMPROVEMENTS</b>            | 23,000.00                 | Sewer System                                      |                           | Foreclosed Property                        | 10,150.00       |
| <b>DEBT SERVICE</b>                    |                           | Water Service                                     |                           | Emergencies & Other Deferred Charges       | 69,420.53       |
| Principal Payments                     |                           | Other Utilities                                   |                           | State Aid Receivable                       | 45,027.00       |
| Interest Payments                      | 26,214.10                 | Hospitals and Clinics                             |                           | Other Receivables                          | 113,862.95      |
| <b>DEFERRED CHARGES</b>                | 18,209.25                 | Garbage and Trash Disposal Facilities             |                           | Total                                      | 386,007.07      |
| SCHOOL, COUNTY, SPECIAL DISTRICT TAXES | 544,517.11                | Health Equipment                                  |                           | <b>LIABILITIES</b>                         |                 |
| RESERVE FOR UNCOLLECTED TAXES          | 36,040.57                 | Library and Education Facilities                  |                           | Cash Liabilities                           | 40,801.65       |
|  |                           | Conservation and Recreation                       |                           | Reserves for Receivables                   | 225,100.29      |
| <b>EXPENDITURES</b>                    | <b>TOTAL</b> 1,053,512.47 | Other Expenditures                                | 15,000.00                 | Surplus Dec. 31, 1969                      | 120,105.13      |
|  |                           |   |                           | Total                                      | 386,007.07      |



|                           |   |  |               |                               |  |
|---------------------------|---|--|---------------|-------------------------------|--|
| <b>1705</b>               | <b>MANNINGTON TWP</b>   | <b>- SALEM</b>                         | <b>COUNTY</b> | <b>PER CAPITA:</b>            | <b>PER CENT:</b>                       |
| Population 1960 2,024     | Net Valuation Taxable 3,856,380                                 |  |               | Gross Debt 37.99              | Gross Debt .75                         |
| Population 1969 2,290     | State Equalized Value 11,539,138                                | General Tax Rate Per \$100. 9.44       |               | Net Debt                      | Net Debt                               |
| Moody Rating              | Net Valuation on Which County Taxes are apportioned: 13,449,678 | State Equalized General Tax Rate: 3.15 |               | Debt Service                  | Tax Levy Collected 93.87               |
| Land Area 40.22 Sq. Miles | State Equalization Ratio .3342                                  |  |               | Total Tax Levy 156.23         | Tax Levy Cancelled, Abated or Adjusted |
|                           |   |  |               | Municipal Expenditures 109.04 |  |

| 1969 EXPENDITURES                             |  | 1969 REVENUES                              |           | 1969 PROPERTY TAX                          |            |
|---|--|--|-----------|--|------------|
| <b>GENERAL GOVERNMENT</b>                     |  | 1969 — Property Taxes Collected 335,828.09 |           | <b>STATE EQUALIZED TAX RATE</b>            |            |
| Governing Body & Public Boards                |  | 1969 Payments in Lieu of Taxes             |           | Local District School Taxes 2.02           | 233,294.00 |
| Municipal Clerk                               |  | Delinquent Tax & Lien Collections          | 21,440.75 | Regional & Consolidated School Tax         |            |
| Financial Administration 2,900.00             |  | Business Personalty Replacement Taxes      | 67,635.00 | School Taxes in Municipal Budget           |            |
| Assessment of Taxes 4,000.00                  |  | Taxes from Public Utilities                | 47,999.64 | County Taxes .99                           | 114,079.68 |
| Collection of Taxes 5,500.00                  |  | Other Miscellaneous Tax Revenues           |           | County Library Taxes                       |            |
| Planning, Housing & Development 2,900.00      |  | State Aid Revenues                         | 53,300.29 | Local Municipal Purpose Taxes .07          | 7,775.05   |
| Human Resources                               |  | Federal Aid Revenues                       |           | Veteran & Senior Citizen Taxes .08         | 8,750.00   |
| Elections                                     |  | Sale of Acquired Property                  |           | Total Taxes for Rate Computation 3.16      | 363,898.73 |
| General Administration (other) 12,600.00      |  | Other Miscellaneous Revenues               | 12,004.17 | Special District Taxes                     |            |
| <b>JUDICIARY</b>                              |  | 1969 Revenues Total 538,207.94             |           | Bank Stock Taxes                           | 224.95     |
| Municipal Courts 2,400.00                     |  | Prior Years Surplus Appropriated           | 58,266.61 | Added and Omitted Taxes                    | 2,393.99   |
| <b>PUBLIC SAFETY</b>                          |  | <b>REVENUES TOTAL 596,474.55</b>           |           | Total Taxes Levied - ABSTRACT              | 357,767.67 |
| Fire Protection 6,000.00                      |  |  |           | <b>TOTAL TAXES BILLED</b>                  | 357,767.67 |
| Police Protection 2,950.00                    |  |  |           | <b>1969 TAXES COLLECTED</b>                | 335,828.09 |
| Civil Defense & Disaster Control 1,200.00     |  |  |           | 1969 Taxes Cancelled, Abated or Adjusted   |            |
| Environmental Inspection & Control 2,400.00   |  |  |           | Transfer to Tax Title Liens or Foreclosed  | 2,468.00   |
| Other Public Safety                           |  |  |           | Balance Outstanding Dec. 31, 1969          | 19,471.58  |
| <b>PUBLIC WORKS</b>                           |  |  |           | <b>PRIOR YEARS TAXES OUTSTANDING</b>       |            |
| Streets and Drainage 48,600.00                |  |  |           | Balance January 1, 1969                    | 19,534.81  |
| Sewers and Sewage Processing                  |  |  |           | Collected in 1969                          | 18,836.17  |
| Garbage and Trash Disposal 7,400.00           |  |  |           | Cancelled, Abated or Adjusted (1969)       |            |
| Public Buildings and Grounds 1,700.00         |  |  |           | Transfers to Tax Title Liens or Foreclosed |            |
| Other Public Works                            |  |  |           | Balance December 31, 1969                  | 698.64     |
| <b>HEALTH and WELFARE</b>                     |  |  |           | <b>TAX TITLE LIENS OUTSTANDING</b>         |            |
| Health Services Except Environmental 2,100.00 |  |  |           | Balance January 1, 1969                    | 8,026.75   |
| Welfare-Public Assistance 2,150.00            |  |  |           | Transfers From Taxes                       | 2,468.00   |
| Hospitals, Clinics, First Aid 1,000.00        |  |  |           | Redeemed in 1969                           | 2,604.58   |
| Animal, Insect, & Rodent Control              |  |  |           | Cancelled, Abated or Adjusted (1969)       |            |
| Other Welfare Services                        |  |  |           | Transfers to Foreclosed Property           |            |
| <b>RECREATION and CONSERVATION</b>            |  |  |           | Balance December 31, 1969                  | 7,890.17   |
| Beaches and Boardwalks                        |  |  |           | <b>PROPERTY ACQUIRED BY DEED OR</b>        |            |
| Parks, Playgrounds, Shade Trees               |  |  |           | <b>FORECLOSURE</b>                         |            |
| Land Reclamation & Conservation               |  |  |           | Balance January 1, 1969                    | 9,170.00   |
| Other Recreational Services                   |  |  |           | Transfers From Taxes or Liens              |            |
| <b>EDUCATION (excluding schools)</b>          |  |  |           | Sale for Cash (1969)                       |            |
| Libraries                                     |  |  |           | Cancelled, Abated or Adjusted (1969)       |            |
| Other Educational Services 45,000.00          |  |  |           | Balance December 31, 1969                  | 9,170.00   |
| <b>STATUTORY EXPENDITURES</b>                 |  |  |           | <b>CURRENT FINANCES DECEMBER 31, 1969</b>  |            |
| Pensions & F.I.C.A. 1,000.00                  |  |  |           | <b>ASSETS</b>                              |            |
| Employee Fringe Benefits                      |  |  |           | Cash Dec. 31, 1969                         | 218,772.26 |
| Other Statutory Expenditures                  |  |  |           | Taxes Receivable                           | 20,170.22  |
| <b>MUNICIPAL FUNCTIONS TOTAL 151,800.00</b>   |  |  |           | Tax Title Liens                            | 7,890.17   |
| <b>CAPITAL IMPROVEMENTS 56,500.00</b>         |  |  |           | Foreclosed Property                        | 9,170.00   |
| <b>DEBT SERVICE</b>                           |  |  |           | Emergencies & Other Deferred Charges       |            |
| Principal Payments                            |  |  |           | State Aid Receivable                       | 36,000.00  |
| Interest Payments                             |  |  |           | Other Receivables                          |            |
|   |  |  |           | Total                                      | 292,002.65 |
| <b>DEFERRED CHARGES</b>                       |  |  |           | <b>LIABILITIES</b>                         |            |
| SCHOOL, COUNTY, SPECIAL DISTRICT TAXES        |  |  |           | Cash Liabilities                           | 72,254.24  |
| RESERVE FOR UNCOLLECTED TAXES 41,400.00       |  |  |           | Reserves for Receivables                   | 37,230.39  |
|   |  |  |           | Surplus Dec. 31, 1969                      | 182,518.02 |
| <b>EXPENDITURES TOTAL 597,073.68</b>          |  |  |           | Total                                      | 292,002.65 |

0318  
Population 1960 2,084  
Population 1969 2,590  
Moody Rating  
Land Area 22.71 Sq Miles

**MANSFIELD TWP**

Net Valuation Taxable 16,515,958  
State Equalized Value 17,497,571  
Net Valuation on Which County Taxes  
are apportioned: 17,286,512  
State Equalization Ratio .9439

**- BURLINGTON COUNTY**

General Tax Rate Per \$100. 2.64  
State Equalized  
General Tax Rate: 2.49

**PER CAPITA:**

Gross Debt 159.16  
Net Debt  
Debt Service  
Total Tax Levy 164.72  
Municipal Expenditures 89.03

**PER CENT:**

Gross Debt 2.27  
Net Debt  
Tax Levy Collected 91.71  
Tax Levy Cancelled, Abated  
or Adjusted .13

| 1969 EXPENDITURES                      |                   | 1969 REVENUES                         |                    | 1969 PROPERTY TAX                          |                   |
|--|-------------------|---------------------------------------|--------------------|--|-------------------|
| <b>GENERAL GOVERNMENT</b>              |                   | 1969 — Property Taxes Collected       |                    | STATE EQUALIZED TAX RATE                   |                   |
| Governing Body & Public Boards         |                   |                                       | 391,274.07         | Local District School Taxes .90            | 157,730.50        |
| Municipal Clerk                        |                   | 1969 Payments in Lieu of Taxes        |                    | Regional & Consolidated School Tax .91     | 159,267.93        |
| Financial Administration               | 7,300.00          | Delinquent Tax & Lien Collections     | 34,045.34          | School Taxes in Municipal Budget           |                   |
| Assessment of Taxes                    | 2,400.00          | Business Personalty Replacement Taxes | 12,398.00          | County Taxes .57                           | 99,583.42         |
| Collection of Taxes                    | 2,800.00          | Taxes from Public Utilities           | 73,475.46          | County Library Taxes .03                   | 4,416.33          |
| Planning, Housing & Development        | 1,600.00          | Other Miscellaneous Tax Revenues      |                    | Local Municipal Purpose Taxes              |                   |
| Human Resources                        |                   | State Aid Revenues                    | 21,728.70          | Veteran & Senior Citizen Taxes .08         | 13,960.00         |
| Elections                              | 270.00            | Federal Aid Revenues                  |                    | Total Taxes for Rate Computation 2.49      | 434,958.18        |
| General Administration (other)         | 12,750.50         | Sale of Acquired Property             |                    | Special District Taxes                     | 1,200.00          |
| <b>JUDICIARY</b>                       |                   | Other Miscellaneous Revenues          | 80,316.69          | Bank Stock Taxes                           | 510.54            |
| Municipal Courts                       | 11,349.50         | 1969 Revenues                         | 613,238.26         | Added and Omitted Taxes                    | 3,925.68          |
| <b>PUBLIC SAFETY</b>                   |                   | Prior Years Surplus Appropriated      | 69,754.00          | Total Taxes Levied - ABSTRACT              | 426,634.40        |
| Fire Protection                        | 3,625.00          | <b>REVENUES</b>                       | <b>682,992.26</b>  | <b>TOTAL TAXES BILLED</b>                  | <b>426,634.40</b> |
| Police Protection                      | 3,350.00          |                                       |                    | <b>1969 TAXES COLLECTED</b>                | <b>391,274.07</b> |
| Civil Defense & Disaster Control       | 350.00            |                                       |                    | 1969 Taxes Cancelled, Abated or Adjusted   | 568.92            |
| Environmental Inspection & Control     | 800.00            |                                       |                    | Transfer to Tax Title Liens or Foreclosed  |                   |
| Other Public Safety                    |                   |                                       |                    | Balance Outstanding Dec. 31, 1969          | 34,791.41         |
| <b>PUBLIC WORKS</b>                    |                   | <b>1969 REAL PROPERTY VALUATIONS</b>  |                    | <b>PRIOR YEARS TAXES OUTSTANDING</b>       |                   |
| Streets and Drainage                   | 47,800.00         | Code Class # of Parcels %VAL'N        | ASSESSED VALUATION | Balance January 1, 1969                    | 34,825.08         |
| Sewers and Sewage Processing           |                   | 1 Vacant Land 183 6.92                | 1,118,300.00       | Collected in 1969                          | 34,045.34         |
| Garbage and Trash Disposal             | 21,200.00         | 2 Residential 483 45.77               | 7,399,200.00       | Cancelled, Abated or Adjusted (1969)       |                   |
| Public Buildings and Grounds           | 3,150.00          | 3 Farm 306 33.88                      | 5,477,450.00       | Transfers to Tax Title Liens or Foreclosed |                   |
| Other Public Works                     |                   | 4a Commercial 46 12.43                | 2,009,950.00       | Balance December 31, 1969                  | 779.74            |
| <b>HEALTH and WELFARE</b>              |                   | 4b Industrial 1 .80                   | 129,100.00         | <b>TAX TITLE LIENS OUTSTANDING</b>         |                   |
| Health Services Except Environmental   | 750.00            | 4c Apartments 1 .20                   | 32,400.00          | Balance January 1, 1969                    | 122.63            |
| Welfare-Public Assistance              | 2,800.00          | Total 1020 100.00                     | 16,166,400.00      | Transfers From Taxes                       |                   |
| Hospitals, Clinics, First Aid          |                   |                                       |                    | Redeemed in 1969                           |                   |
| Animal, Insect, & Rodent Control       |                   |                                       |                    | Cancelled, Abated or Adjusted (1969)       |                   |
| Other Welfare Services                 |                   |                                       |                    | Transfers to Foreclosed Property           |                   |
| <b>RECREATION and CONSERVATION</b>     |                   |                                       |                    | Balance December 31, 1969                  | 122.63            |
| Beaches and Boardwalks                 |                   |                                       |                    | <b>PROPERTY ACQUIRED BY DEED OR</b>        |                   |
| Parks, Playgrounds, Shade Trees        |                   |                                       |                    | <b>FORECLOSURE</b>                         |                   |
| Land Reclamation & Conservation        |                   |                                       |                    | Balance January 1, 1969                    |                   |
| Other Recreational Services            | 2,900.00          |                                       |                    | Transfers From Taxes or Liens              |                   |
| <b>EDUCATION (excluding schools)</b>   |                   |                                       |                    | Sale for Cash (1969)                       |                   |
| Libraries                              |                   |                                       |                    | Cancelled, Abated or Adjusted (1969)       |                   |
| Other Educational Services             | 35,000.00         |                                       |                    | Balance December 31, 1969                  |                   |
| <b>STATUTORY EXPENDITURES</b>          |                   |                                       |                    | <b>CURRENT FINANCES DECEMBER 31, 1969</b>  |                   |
| Pensions & F.I.C.A.                    | 1,900.00          |                                       |                    | <b>ASSETS</b>                              |                   |
| Employee Fringe Benefits               |                   |                                       |                    | Cash Dec. 31, 1969                         | 276,514.45        |
| Other Statutory Expenditures           |                   |                                       |                    | Taxes Receivable                           | 35,571.15         |
| <b>MUNICIPAL FUNCTIONS</b>             |                   |                                       |                    | Tax Title Liens                            | 122.63            |
| <b>CAPITAL IMPROVEMENTS</b>            |                   |                                       |                    | Foreclosed Property                        |                   |
| <b>DEBT SERVICE</b>                    |                   |                                       |                    | Emergencies & Other Deferred Charges       |                   |
| Principal Payments                     |                   |                                       |                    | State Aid Receivable                       | 14,000.00         |
| Interest Payments                      |                   |                                       |                    | Other Receivables                          | 1,827.94          |
|  |                   |                                       |                    | Total                                      | 328,036.17        |
| <b>DEFERRED CHARGES</b>                |                   |                                       |                    | <b>LIABILITIES</b>                         |                   |
| SCHOOL, COUNTY, SPECIAL DISTRICT TAXES | 422,198.18        |                                       |                    | Cash Liabilities                           | 159,976.65        |
| RESERVE FOR UNCOLLECTED TAXES          | 50,500.00         |                                       |                    | Reserves for Receivables                   | 37,521.72         |
|  |                   |                                       |                    | Surplus Dec. 31, 1969                      | 130,537.80        |
| <b>EXPENDITURES</b>                    |                   |                                       |                    | Total                                      | 328,036.17        |
| <b>TOTAL</b>                           | <b>652,793.18</b> |                                       |                    |  |                   |

|                 |                 |                                     |            |                             |      |                        |        |                            |       |
|-----------------|-----------------|-------------------------------------|------------|-----------------------------|------|------------------------|--------|----------------------------|-------|
| 2116            |                 | MANSFIELD TWP                       | - WARREN   | COUNTY                      |      | PER CAPITA:            |        | PER CENT:                  |       |
| Population 1960 | 2,130           | Net Valuation Taxable               | 20,325,510 |                             |      | Gross Debt             | 383.47 | Gross Debt                 | 6.58  |
| Population 1969 | 3,360           | State Equalized Value               | 22,333,271 | General Tax Rate Per \$100. | 3.52 | Net Debt               | .67    | Net Debt                   | .01   |
|                 |                 | Net Valuation on Which County Taxes |            |                             |      | Debt Service           |        | Tax Levy Collected         | 90.39 |
| Moody Rating    |                 | are apportioned:                    | 20,995,296 | State Equalized             |      | Total Tax Levy         | 209.85 | Tax Levy Cancelled, Abated |       |
| Land Area       | 30.10 Sq. Miles | State Equalization Ratio            | .9101      | General Tax Rate:           | 3.20 | Municipal Expenditures | 74.01  | or Adjusted                | .23   |

| 1969 EXPENDITURES                      |              | 1969 REVENUES                         |                    | 1969 PROPERTY TAX                               |                 |
|--|--------------|---------------------------------------|--------------------|---|-----------------|
| <b>GENERAL GOVERNMENT</b>              |              | 1969 — Property Taxes Collected       |                    | <b>STATE EQUALIZED TAX RATE</b>                 |                 |
| Governing Body & Public Boards         |              | 1969 Payments in Lieu of Taxes        | 637,332.83         | Local District School Taxes                     | 1.16 260,080.00 |
| Municipal Clerk                        |              | Delinquent Tax & Lien Collections     | 39,354.12          | Regional & Consolidated School Tax              | 1.27 282,811.38 |
| Financial Administration               | 2,350.00     | Business Personalty Replacement Taxes | 26,426.00          | School Taxes in Municipal Budget                |                 |
| Assessment of Taxes                    | 4,100.00     | Taxes from Public Utilities           | 72,355.58          | County Taxes                                    | .68 151,068.79  |
| Collection of Taxes                    | 6,774.00     | Other Miscellaneous Tax Revenues      |                    | County Library Taxes                            | .02 4,259.31    |
| Planning, Housing & Development        | 2,760.33     | State Aid Revenues                    | 16,447.64          | Local Municipal Purpose Taxes                   |                 |
| Human Resources                        |              | Federal Aid Revenues                  |                    | Veteran & Senior Citizen Taxes                  | .07 15,630.00   |
| Elections                              |              | Sale of Acquired Property             | 7,903.05           | Total Taxes for Rate Computation                | 3.20 713,849.48 |
| General Administration (other)         | 11,589.67    | Other Miscellaneous Revenues          | 31,608.42          | Special District Taxes                          |                 |
| <b>JUDICIARY</b>                       |              | 1969 Revenues                         | 831,427.64         | Bank Stock Taxes                                |                 |
| Municipal Courts                       | 2,721.74     | Prior Years Surplus, Appropriated     | 98,366.00          | Added and Omitted Taxes                         | 6,883.92        |
| <b>PUBLIC SAFETY</b>                   |              | <b>REVENUES</b>                       | <b>TOTAL</b>       | Total Taxes Levied - ABSTRACT                   | 705,103.40      |
| Fire Protection                        | 2,700.00     |                                       | 929,793.64         | <b>TOTAL TAXES BILLED</b>                       | 705,103.40      |
| Police Protection                      | 10,114.30    |                                       |                    | 1969 TAXES COLLECTED                            | 637,332.83      |
| Civil Defense & Disaster Control       | 200.00       |                                       |                    | 1969 Taxes Cancelled, Abated or Adjusted        | 1,601.54        |
| Environmental Inspection & Control     | 1,600.00     |                                       |                    | Transfer to Tax Title Liens or Foreclosed       | 3,418.06        |
| Other Public Safety                    |              |                                       |                    | Balance Outstanding Dec. 31, 1969               | 62,750.97       |
| <b>PUBLIC WORKS</b>                    |              | <b>1969 REAL PROPERTY VALUATIONS</b>  |                    | <b>PRIOR YEARS TAXES OUTSTANDING</b>            |                 |
| Streets and Drainage                   | 57,369.46    | Code Class # of Parcels %VAL'N        | ASSESSED VALUATION | Balance January 1, 1969                         | 44,526.24       |
| Sewers and Sewage Processing           |              | 1 Vacant Land 859 8.51                | 1,692,720.00       | Collected in 1969                               | 34,846.25       |
| Garbage and Trash Disposal             |              | 2 Residential 1003 72.90              | 14,493,395.00      | Cancelled, Abated or Adjusted (1969)            | 6,819.05        |
| Public Buildings and Grounds           | 2,730.54     | 3 Farm 117 13.03                      | 2,591,930.00       | Transfers to Tax Title Liens or Foreclosed      | 1,776.05        |
| Other Public Works                     |              | 4a Commercial 32 3.38                 | 671,910.00         | Balance December 31, 1969                       | 1,084.89        |
| <b>HEALTH and WELFARE</b>              |              | 4b Industrial 9 2.17                  | 431,710.00         | <b>TAX TITLE LIENS OUTSTANDING</b>              |                 |
| Health Services Except Environmental   | 976.00       | 4c Apartments                         |                    | Balance January 1, 1969                         | 18,863.91       |
| Welfare-Public Assistance              | 263.96       | Total 2020 99.99                      | 19,881,665.00      | Transfers From Taxes                            | 6,175.48        |
| Hospitals, Clinics, First Aid          |              |                                       |                    | Redeemed in 1969                                | 4,507.87        |
| Animal, Insect, & Rodent Control       | 100.00       |                                       |                    | Cancelled, Abated or Adjusted (1969)            |                 |
| Other Welfare Services                 |              |                                       |                    | Transfers to Foreclosed Property                |                 |
| <b>RECREATION and CONSERVATION</b>     |              |                                       |                    | Balance December 31, 1969                       | 20,531.52       |
| Beaches and Boardwalks                 |              |                                       |                    | <b>PROPERTY ACQUIRED BY DEED OR FORECLOSURE</b> |                 |
| Parks, Playgrounds, Shade Trees        |              |                                       |                    | Balance January 1, 1969                         | 285,420.00      |
| Land Reclamation & Conservation        |              |                                       |                    | Transfers From Taxes or Liens                   |                 |
| Other Recreational Services            |              |                                       |                    | Sale for Cash (1969)                            | 7,903.05        |
| <b>EDUCATION (excluding schools)</b>   |              |                                       |                    | Cancelled, Abated or Adjusted (1969)            | 1,996.95        |
| Libraries                              |              |                                       |                    | Balance December 31, 1969                       | 275,520.00      |
| Other Educational Services             | 20,000.00    |                                       |                    | <b>CURRENT FINANCES DECEMBER 31, 1969</b>       |                 |
| <b>STATUTORY EXPENDITURES</b>          |              |                                       |                    | <b>ASSETS</b>                                   |                 |
| Pensions & F.I.C.A.                    | 5,268.00     |                                       |                    | Cash Dec. 31, 1969                              | 405,061.78      |
| Employee Fringe Benefits               | 4,000.00     |                                       |                    | Taxes Receivable                                | 63,835.86       |
| Other Statutory Expenditures           |              |                                       |                    | Tax Title Liens                                 | 20,531.52       |
| <b>MUNICIPAL FUNCTIONS</b>             |              |                                       |                    | Foreclosed Property                             | 275,520.00      |
| <b>CAPITAL IMPROVEMENTS</b>            |              |                                       |                    | Emergencies & Other Deferred Charges            | 4,104.60        |
| <b>DEBT SERVICE</b>                    |              |                                       |                    | State Aid Receivable                            | 32,996.00       |
| Principal Payments                     |              |                                       |                    | Other Receivables                               |                 |
| Interest Payments                      |              |                                       |                    | Total   | 802,049.76      |
| <b>DEFERRED CHARGES</b>                |              |                                       |                    | <b>LIABILITIES</b>                              |                 |
| SCHOOL, COUNTY, SPECIAL DISTRICT TAXES | 23,208.00    |                                       |                    | Cash Liabilities                                | 322,311.35      |
| RESERVE FOR UNCOLLECTED TAXES          | 698,219.48   |                                       |                    | Reserves for Receivables                        | 359,887.38      |
|  | 74,350.00    |                                       |                    | Surplus Dec. 31, 1969                           | 119,851.03      |
| <b>EXPENDITURES</b>                    | <b>TOTAL</b> |                                       |                    | Total   | 802,049.76      |
|  | 946,895.48   |                                       |                    |   |                 |

1519  
Population 1960 160  
Population 1969 190  
  
Moody Rating  
Land Area .44 Sq. Miles

MANTOLOKING BORO - OCEAN COUNTY  
Net Valuation Taxable 19,393,548  
State Equalized Value 27,661,600 General Tax Rate Per \$100. 1.58  
Net Valuation on Which County Taxes  
are apportioned: 25,562,283 State Equalized  
State Equalization Ratio .7011 General Tax Rate: 1.10

PER CAPITA:  
Gross Debt  
Net Debt  
Debt Service  
Total Tax Levy 1,612.37  
Municipal Expenditures 1,057.89

PER CENT:  
Gross Debt  
Net Debt  
Tax Levy Collected 99.07  
Tax Levy Cancelled, Abated  
or Adjusted

| 1969 EXPENDITURES                      |            | 1969 REVENUES                              |                    | 1969 PROPERTY TAX                          |                 |
|--|------------|--|--------------------|--|-----------------|
| GENERAL GOVERNMENT                     |            |  |                    | STATE EQUALIZED TAX RATE                   |                 |
| Governing Body & Public Boards         | 1,000.00   | 1969 — Property Taxes Collected            | 304,219.64         | Local District School Taxes                | .17 46,710.00   |
| Municipal Clerk                        | 2,600.00   | 1969 Payments in Lieu of Taxes             |                    | Regional & Consolidated School Tax         |                 |
| Financial Administration               | 9,625.00   | Delinquent Tax & Lien Collections          | 3,675.40           | School Taxes in Municipal Budget           |                 |
| Assessment of Taxes                    | 1,700.00   | Business Personalty Replacement Taxes      | 864.00             | County Taxes                               | .48 133,684.90  |
| Collection of Taxes                    | 4,250.00   | Taxes from Public Utilities                | 24,383.53          | County Library Taxes                       | .02 5,489.88    |
| Planning, Housing & Development        |            | Other Miscellaneous Tax Revenues           |                    | Local Municipal Purpose Taxes              | .43 118,000.00  |
| Human Resources                        |            | State Aid Revenues                         | 1,012.84           | Veteran & Senior Citizen Taxes             | .01 1,760.00    |
| Elections                              |            | Federal Aid Revenues                       |                    | Total Taxes for Rate Computation           | 1.11 305,644.78 |
| General Administration (other)         | 6,500.00   | Sale of Acquired Property                  |                    | Special District Taxes                     |                 |
| JUDICIARY                              |            | Other Miscellaneous Revenues               | 10,408.07          | Bank Stock Taxes                           |                 |
| Municipal Courts                       | 3,350.00   | 1969 Revenues                              | 344,563.48         | Added and Omitted Taxes                    | 2,464.67        |
| PUBLIC SAFETY                          |            | Prior Years Surplus Appropriated           | 20,000.00          | Total Taxes Levied - ABSTRACT              | 306,349.45      |
| Fire Protection                        | 7,400.00   | REVENUES                                   | 364,563.48         | TOTAL TAXES BILLED                         | 307,072.74      |
| Police Protection                      | 57,750.00  |  |                    | 1969 TAXES COLLECTED                       | 304,219.64      |
| Civil Defense & Disaster Control       |            | 1969 REAL PROPERTY VALUATIONS              |                    | 1969 Taxes Cancelled, Abated or Adjusted   |                 |
| Environmental Inspection & Control     |            | Code Class # of Parcels %VAL'N             | ASSESSED VALUATION | Transfer to Tax Title Liens or Foreclosed  |                 |
| Other Public Safety                    |            | 1 Vacant Land 159 5.93                     | 1,143,475.00       | Balance Outstanding Dec. 31, 1969          | 2,853.10        |
| PUBLIC WORKS                           |            | 2 Residential 435 92.97                    | 17,918,005.00      | PRIOR YEARS TAXES OUTSTANDING              |                 |
| Streets and Drainage                   | 14,325.00  | 3 Farm                                     |                    | Balance January 1, 1969                    | 3,675.40        |
| Sewers and Sewage Processing           |            | 4a Commercial 6 1.09                       | 210,500.00         | Collected in 1969                          | 3,675.40        |
| Garbage and Trash Disposal             | 23,500.00  | 4b Industrial                              |                    | Cancelled, Abated or Adjusted (1969)       |                 |
| Public Buildings and Grounds           | 8,600.00   | 4c Apartments                              |                    | Transfers to Tax Title Liens or Foreclosed |                 |
| Other Public Works                     |            | Total 600 99.99                            | 19,271,980.00      | Balance December 31, 1969                  |                 |
| HEALTH and WELFARE                     |            | CAPITAL DEBT AUTHORIZED, DECEMBER 31, 1969 |                    | TAX TITLE LIENS OUTSTANDING                |                 |
| Health Services Except Environmental   | 100.00     | ISSUED AND UNISSUED                        |                    | Balance January 1, 1969                    |                 |
| Welfare-Public Assistance              |            | GROSS DEBT                                 |                    | Transfers From Taxes                       |                 |
| Hospitals, Clinics, First Aid          | 100.00     | NET DEBT                                   |                    | Redeemed in 1969                           |                 |
| Animal, Insect, & Rodent Control       | 2,700.00   | Total                                      |                    | Cancelled, Abated or Adjusted (1969)       |                 |
| Other Welfare Services                 |            |  |                    | Transfers to Foreclosed Property           |                 |
| RECREATION and CONSERVATION            |            | ISSUED AND OUTSTANDING                     |                    | Balance December 31, 1969                  |                 |
| Beaches and Boardwalks                 |            | School                                     |                    | PROPERTY ACQUIRED BY DEED OR               |                 |
| Parks, Playgrounds, Shade Trees        |            | Self-Liquidating                           |                    | FORECLOSURE                                |                 |
| Land Reclamation & Conservation        |            | Other                                      |                    | Balance January 1, 1969                    |                 |
| Other Recreational Services            |            | Total                                      |                    | Transfers From Taxes or Liens              |                 |
| EDUCATION (excluding schools)          |            |  |                    | Sale for Cash (1969)                       |                 |
| Libraries                              |            | EQUALIZED VALUATION BASIS                  |                    | Cancelled, Abated or Adjusted (1969)       |                 |
| Other Educational Services             |            | FOR NET DEBT COMPUTATION                   |                    | Balance December 31, 1969                  |                 |
| STATUTORY EXPENDITURES                 |            | 1969 CAPITAL OUTLAY                        |                    | CURRENT FINANCES DECEMBER 31, 1969         |                 |
| Pensions & F.I.C.A.                    | 8,700.00   | TOTAL                                      |                    | ASSETS                                     |                 |
| Employee Fringe Benefits               | 2,800.00   |  |                    | Cash Dec. 31, 1969                         | 122,120.64      |
| Other Statutory Expenditures           |            |  |                    | Taxes Receivable                           | 2,853.10        |
| MUNICIPAL FUNCTIONS                    |            |  |                    | Tax Title Liens                            |                 |
| CAPITAL IMPROVEMENTS                   | 40,000.00  |  |                    | Foreclosed Property                        |                 |
| DEBT SERVICE                           |            |  |                    | Emergencies & Other Deferred Charges       | 30,000.00       |
| Principal Payments                     |            |  |                    | State Aid Receivable                       |                 |
| Interest Payments                      |            |  |                    | Other Receivables                          | 150.00          |
| DEFERRED CHARGES                       |            |  |                    | Total                                      | 155,123.74      |
| SCHOOL, COUNTY, SPECIAL DISTRICT TAXES | 185,884.78 |  |                    | LIABILITIES                                |                 |
| RESERVE FOR UNCOLLECTED TAXES          | 6,000.00   |  |                    | Cash Liabilities                           | 118,029.93      |
|  |            |  |                    | Reserves for Receivables                   | 3,003.10        |
|  |            |  |                    | Surplus Dec. 31, 1969                      | 34,090.71       |
| EXPENDITURES                           | 386,884.78 |  |                    | Total                                      | 155,123.74      |

0810  
Population 1960 7,991  
Population 1969 9,420  
  
Moody Rating  
Land Area 19.29 Sq Miles

MANTUA TWP  
Net Valuation Taxable 9,573,800  
State Equalized Value 37,781,373  
Net Valuation on Which County Taxes  
are apportioned: 34,620,651  
State Equalization Ratio .2534  
  
- GLOUCESTER COUNTY  
General Tax Rate Per \$100. 14.57  
  
State Equalized  
General Tax Rate: 3.69

PER CAPITA:  
Gross Debt 269.43  
Net Debt 3.40  
Debt Service .85  
Total Tax Levy 145.77  
Municipal Expenditures 40.25  
  
PER CENT:  
Gross Debt 7.40  
Net Debt .09  
Tax Levy Collected 95.21  
Tax Levy Cancelled, Abated  
or Adjusted .35

| 1969 EXPENDITURES                      |                     | 1969 REVENUES                          |                           | 1969 PROPERTY TAX                          |                   |
|--|---------------------|--|---------------------------|--|-------------------|
| <b>GENERAL GOVERNMENT</b>              |                     | 1969 — Property Taxes Collected        |                           | <b>STATE EQUALIZED TAX RATE</b>            |                   |
| Governing Body & Public Boards         |                     | 1969 Payments in Lieu of Taxes         | 1,307,322.90              | Local District School Taxes                | .97 368,039.25    |
| Municipal Clerk                        |                     | Delinquent Tax & Lien Collections      | 44,369.74                 | Regional & Consolidated School Tax         | 1.95 735,468.41   |
| Financial Administration               | 17,626.26           | Business Personality Replacement Taxes | 25,604.00                 | School Taxes in Municipal Budget           |                   |
| Assessment of Taxes                    | 4,995.00            | Taxes from Public Utilities            | 116,165.15                | County Taxes                               | .55 207,571.76    |
| Collection of Taxes                    | 6,833.30            | Other Miscellaneous Tax Revenues       |                           | County Library Taxes                       |                   |
| Planning, Housing & Development        | 7,815.00            | State Aid Revenues                     | 38,745.25                 | Local Municipal Purpose Taxes              | .06 23,735.93     |
| Human Resources                        |                     | Federal Aid Revenues                   |                           | Veteran & Senior Citizen Taxes             | .16 59,460.00     |
| Elections                              |                     | Sale of Acquired Property              |                           | Total Taxes for Rate Computation           | 3.69 1,394,275.35 |
| General Administration (other)         | 30,042.36           | Other Miscellaneous Revenues           | 37,695.64                 | Special District Taxes                     |                   |
| <b>JUDICIARY</b>                       |                     | 1969 Revenues                          | 1,569,902.68              | Bank Stock Taxes                           | 4,864.07          |
| Municipal Courts                       | 3,448.48            | Prior Years Surplus Appropriated       | 95,682.69                 | Added and Omitted Taxes                    | 33,450.74         |
| <b>PUBLIC SAFETY</b>                   |                     | <b>REVENUES</b>                        | <b>TOTAL</b> 1,665,585.37 | Total Taxes Levied - ABSTRACT              | 1,373,130.16      |
| Fire Protection                        | 22,729.00           |  |                           | <b>TOTAL TAXES BILLED</b>                  | 1,373,130.16      |
| Police Protection                      | 60,894.00           |  |                           | 1969 TAXES COLLECTED                       | 1,307,322.90      |
| Civil Defense & Disaster Control       | 611.63              |  |                           | 1969 Taxes Cancelled, Abated or Adjusted   | 4,753.77          |
| Environmental Inspection & Control     | 4,280.00            |  |                           | Transfer to Tax Title Liens or Foreclosed  | 1,967.95          |
| Other Public Safety                    |                     |  |                           | Balance Outstanding Dec. 31, 1969          | 59,085.54         |
| <b>PUBLIC WORKS</b>                    |                     |  |                           |  |                   |
| Streets and Drainage                   | 68,433.00           |  |                           | <b>PRIOR YEARS TAXES OUTSTANDING</b>       |                   |
| Sewers and Sewage Processing           |                     |  |                           | Balance January 1, 1969                    | 45,757.52         |
| Garbage and Trash Disposal             | 34,875.49           |  |                           | Collected in 1969                          | 44,321.32         |
| Public Buildings and Grounds           | 6,744.02            |  |                           | Cancelled, Abated or Adjusted (1969)       | 797.41            |
| Other Public Works                     |                     |  |                           | Transfers to Tax Title Liens or Foreclosed | 602.91            |
| <b>HEALTH and WELFARE</b>              |                     |  |                           | Balance December 31, 1969                  | 35.88             |
| Health Services Except Environmental   | 1,428.00            |  |                           | <b>TAX TITLE LIENS OUTSTANDING</b>         |                   |
| Welfare-Public Assistance              | 1,710.00            |  |                           | Balance January 1, 1969                    | 3,619.34          |
| Hospitals, Clinics, First Aid          |                     |  |                           | Transfers From Taxes                       | 2,655.43          |
| Animal, Insect, & Rodent Control       | 2,308.55            |  |                           | Redeemed in 1969                           | 48.42             |
| Other Welfare Services                 |                     |  |                           | Cancelled, Abated or Adjusted (1969)       | 380.60            |
| <b>RECREATION and CONSERVATION</b>     |                     |  |                           | Transfers to Foreclosed Property           |                   |
| Beaches and Boardwalks                 |                     |  |                           | Balance December 31, 1969                  | 5,845.75          |
| Parks, Playgrounds, Shade Trees        |                     |  |                           | <b>PROPERTY ACQUIRED BY DEED OR</b>        |                   |
| Land Reclamation & Conservation        |                     |  |                           | <b>FORECLOSURE</b>                         |                   |
| Other Recreational Services            | 768.00              |  |                           | Balance January 1, 1969                    | 26,732.50         |
| <b>EDUCATION (excluding schools)</b>   |                     |  |                           | Transfers From Taxes or Liens              |                   |
| Libraries                              |                     |  |                           | Sale for Cash (1969)                       |                   |
| Other Educational Services             |                     |  |                           | Cancelled, Abated or Adjusted (1969)       |                   |
| <b>STATUTORY EXPENDITURES</b>          |                     |  |                           | Balance December 31, 1969                  | 26,732.50         |
| Pensions & F.I.C.A.                    | 9,740.28            |  |                           | <b>CURRENT FINANCES DECEMBER 31, 1969</b>  |                   |
| Employee Fringe Benefits               | 1,772.00            |  |                           | <b>ASSETS</b>                              |                   |
| Other Statutory Expenditures           |                     |  |                           | Cash Dec. 31, 1969                         | 459,146.47        |
| <b>MUNICIPAL FUNCTIONS</b>             |                     |  |                           | Taxes Receivable                           | 59,121.42         |
| <b>CAPITAL IMPROVEMENTS</b>            |                     |  |                           | Tax Title Liens                            | 5,845.75          |
| <b>DEBT SERVICE</b>                    |                     |  |                           | Foreclosed Property                        | 26,732.50         |
| Principal Payments                     | 8,000.00            |  |                           | Emergencies & Other Deferred Charges       | 9,808.88          |
| Interest Payments                      |                     |  |                           | State Aid Receivable                       | 33,107.28         |
| <b>DEFERRED CHARGES</b>                |                     |  |                           | Other Receivables                          | 28,124.68         |
| SCHOOL, COUNTY, SPECIAL DISTRICT TAXES | 14,711.94           |  |                           | Total                                      | 621,886.98        |
| <b>RESERVE FOR UNCOLLECTED TAXES</b>   |                     |  |                           | <b>LIABILITIES</b>                         |                   |
|  | 1,311,079.42        |  |                           | Cash Liabilities                           | 427,666.21        |
|  | 68,405.00           |  |                           | Reserves for Receivables                   | 119,824.35        |
| <b>EXPENDITURES</b>                    |                     |  |                           | Surplus Dec. 31, 1969                      | 74,396.42         |
| <b>TOTAL</b>                           | <b>1,690,250.73</b> |  | <b>1,000.00</b>           | <b>Total</b>                               | <b>621,886.98</b> |

1811  
Population 1960 10,995  
Population 1969 14,020  
Moody Rating BAA-1  
Land Area 2.50 Sq. Miles

# MANVILLE BORO

Net Valuation Taxable 30,624,650  
State Equalized Value 80,633,622  
Net Valuation on Which County Taxes are apportioned: 98,821,397  
State Equalization Ratio .3798

# - SOMERSET COUNTY

General Tax Rate Per \$100. 7.54  
State Equalized General Tax Rate: 2.86

PER CAPITA:  
Gross Debt 374.42  
Net Debt 155.96  
Debt Service 3.92  
Total Tax Levy 160.37  
Municipal Expenditures 84.74

PER CENT:  
Gross Debt 6.72  
Net Debt 2.80  
Tax Levy Collected 95.02  
Tax Levy Cancelled, Abated or Adjusted .07

| 1969 EXPENDITURES                             |                     | 1969 REVENUES                                     |                      | 1969 PROPERTY TAX                          |                     |
|---|---------------------|---|----------------------|--|---------------------|
| <b>GENERAL GOVERNMENT</b>                     |                     | <b>1969 — Property Taxes Collected</b>            |                      | <b>STATE EQUALIZED TAX RATE</b>            |                     |
| Governing Body & Public Boards                |                     |   | 2,137,321.83         | Local District School Taxes 1.95           | 1,572,306.50        |
| Municipal Clerk                               |                     | 1969 Payments in Lieu of Taxes                    |                      | Regional & Consolidated School Tax         |                     |
| Financial Administration                      | 11,000.00           | Delinquent Tax & Lien Collections                 | 127,470.62           | School Taxes in Municipal Budget           |                     |
| Assessment of Taxes                           | 7,585.00            | Business Personalty Replacement Taxes             | 534,624.00           | County Taxes .56                           | 453,606.82          |
| Collection of Taxes                           | 25,350.00           | Taxes from Public Utilities                       | 113,279.24           | County Library Taxes                       |                     |
| Planning, Housing & Development               | 10,900.00           | Other Miscellaneous Tax Revenues                  |                      | Local Municipal Purpose Taxes .26          | 210,539.60          |
| Human Resources                               |                     | State Aid Revenues                                | 54,272.05            | Veteran & Senior Citizen Taxes .09         | 71,670.00           |
| Elections                                     | 1,600.00            | Federal Aid Revenues                              |                      | Total Taxes for Rate Computation 2.86      | 2,308,122.92        |
| General Administration (other)                | 73,450.00           | Sale of Acquired Property                         |                      | Special District Taxes                     |                     |
| <b>JUDICIARY</b>                              |                     | Other Miscellaneous Revenues                      | 74,771.99            | Bank Stock Taxes                           | 3,028.17            |
| Municipal Courts                              | 5,015.00            | 1969 Revenues                                     | 3,041,739.73         | Added and Omitted Taxes                    | 8,876.95            |
| <b>PUBLIC SAFETY</b>                          |                     | Prior Years Surplus Appropriated                  | 140,000.00           | Total Taxes Levied - ABSTRACT              | 2,248,358.04        |
| Fire Protection                               | 25,000.00           | <b>REVENUES</b>                                   | <b>TOTAL</b>         | <b>TOTAL TAXES BILLED</b>                  | <b>2,249,361.12</b> |
| Police Protection                             | 198,350.00          |   | 3,181,739.73         | <b>1969 TAXES COLLECTED</b>                | <b>2,137,321.83</b> |
| Civil Defense & Disaster Control              | 2,500.00            | <b>1969 REAL PROPERTY VALUATIONS</b>              |                      | 1969 Taxes Cancelled, Abated or Adjusted   | 1,501.35            |
| Environmental Inspection & Control            | 5,000.00            | Code Class # of Parcels %VAL'N                    | ASSESSED VALUATION   | Transfer to Tax Title Liens or Foreclosed  | 658.76              |
| Other Public Safety                           |                     | 1 Vacant Land 444 1.41                            | 428,150.00           | Balance Outstanding Dec. 31, 1969          | 109,879.18          |
| <b>PUBLIC WORKS</b>                           |                     | 2 Residential 2974 73.76                          | 22,411,225.00        | <b>PRIOR YEARS TAXES OUTSTANDING</b>       |                     |
| Streets and Drainage                          | 197,925.00          | 3 Farm  |                      | Balance January 1, 1969                    | 134,960.55          |
| Sewers and Sewage Processing                  | 61,000.00           | 4a Commercial 131 8.12                            | 2,466,800.00         | Collected in 1969                          | 125,421.28          |
| Garbage and Trash Disposal                    | 59,300.00           | 4b Industrial 11 16.41                            | 4,986,700.00         | Cancelled, Abated or Adjusted (1969)       | 58.91               |
| Public Buildings and Grounds                  | 16,800.00           | 4c Apartments 5 .30                               | 90,850.00            | Transfers to Tax Title Liens or Foreclosed | 446.99              |
| Other Public Works                            |                     | Total 3565 100.00                                 | 30,383,725.00        | Balance December 31, 1969                  | 9,033.37            |
| <b>HEALTH and WELFARE</b>                     |                     | <b>CAPITAL DEBT AUTHORIZED, DECEMBER 31, 1969</b> |                      | <b>TAX TITLE LIENS OUTSTANDING</b>         |                     |
| Health Services Except Environmental          | 14,070.00           | ISSUED AND UNISSUED                               | GROSS DEBT           | Balance January 1, 1969                    | 2,645.25            |
| Welfare-Public Assistance                     | 8,025.00            | School  | 2,889,000            | Transfers From Taxes                       | 1,168.96            |
| Hospitals, Clinics, First Aid                 | 1,600.00            | Self-liquidating                                  | 170,000              | Redeemed in 1969                           | 2,049.34            |
| Animal, Insect, & Rodent Control              |                     | Other   | 2,190,331            | Cancelled, Abated or Adjusted (1969)       |                     |
| Other Welfare Services                        |                     | Total   | 5,249,331            | Transfers to Foreclosed Property           |                     |
| <b>RECREATION and CONSERVATION</b>            |                     | <b>ISSUED AND OUTSTANDING</b>                     |                      | Balance December 31, 1969                  | 1,764.87            |
| Beaches and Boardwalks                        |                     | School  | 2,889,000.00         | <b>PROPERTY ACQUIRED BY DEED OR</b>        |                     |
| Parks, Playgrounds, Shade Trees               | 33,375.00           | Self-Liquidating                                  | 170,000.00           | <b>FORECLOSURE</b>                         |                     |
| Land Reclamation & Conservation               |                     | Other   | 1,268,000.00         | Balance January 1, 1969                    | 106,016.66          |
| Other Recreational Services                   | 1,800.00            | Total   | 4,327,000.00         | Transfers From Taxes or Liens              |                     |
| <b>EDUCATION (excluding schools)</b>          |                     | <b>EQUALIZED VALUATION BASIS</b>                  |                      | Sale for Cash (1969)                       |                     |
| Libraries                                     | 40,000.00           | <b>FOR NET DEBT COMPUTATION</b>                   | <b>78,145,406.67</b> | Cancelled, Abated or Adjusted (1969)       |                     |
| Other Educational Services                    |                     | <b>1969 CAPITAL OUTLAY</b>                        | <b>TOTAL</b>         | Balance December 31, 1969                  | 106,016.66          |
| <b>STATUTORY EXPENDITURES</b>                 |                     | Beaches and Boardwalks                            | 373,938.55           | <b>CURRENT FINANCES DECEMBER 31, 1969</b>  |                     |
| Pensions & F.I.C.A.                           | 59,900.00           | Parks and Playgrounds                             |                      | <b>ASSETS</b>                              |                     |
| Employee Fringe Benefits                      | 39,000.00           | Public Buildings and Grounds                      | 630.00               | Cash Dec. 31, 1969                         | 303,683.76          |
| Other Statutory Expenditures                  |                     | Vehicular Equipment                               | 4,134.38             | Taxes Receivable                           | 118,912.55          |
| <b>MUNICIPAL FUNCTIONS</b>                    | <b>TOTAL</b>        | Streets, Roads, Sidewalks, Storm Sewers           | 139,536.60           | Tax Title Liens                            | 1,764.87            |
| <b>CAPITAL IMPROVEMENTS</b>                   | <b>34,200.00</b>    | Sewer System                                      | 139,092.58           | Foreclosed Property                        | 106,016.66          |
| <b>DEBT SERVICE</b>                           |                     | Water Service                                     | 6,050.87             | Emergencies & Other Deferred Charges       |                     |
| Principal Payments                            | 24,000.00           | Other Utilities                                   |                      | State Aid Receivable                       | 39,134.00           |
| Interest Payments                             | 31,000.00           | Hospitals and Clinics                             |                      | Other Receivables                          | 14,534.15           |
| <b>DEFERRED CHARGES</b>                       | <b>54,662.00</b>    | Garbage and Trash Disposal Facilities             |                      | Total                                      | 584,045.99          |
| <b>SCHOOL, COUNTY, SPECIAL DISTRICT TAXES</b> | <b>2,025,913.32</b> | Health Equipment                                  |                      | <b>LIABILITIES</b>                         |                     |
| <b>RESERVE FOR UNCOLLECTED TAXES</b>          | <b>145,656.82</b>   | Library and Education Facilities                  |                      | Cash Liabilities                           | 166,606.85          |
|   |                     | Conservation and Recreation                       |                      | Reserves for Receivables                   | 241,228.23          |
| <b>EXPENDITURES</b>                           | <b>TOTAL</b>        | Other Expenditures                                | 84,494.12            | Surplus Dec. 31, 1969                      | 176,210.91          |
|   | <b>3,213,977.14</b> |   |                      | Total                                      | <b>584,045.99</b>   |

0319  
Population 1960 12,947  
Population 1969 15,880  
BBB  
Moody Rating  
Land Area 3.72 Sq. Miles

MAPLE SHADE TWP - BURLINGTON COUNTY  
Net Valuation Taxable 56,853,366  
State Equalized Value 65,042,175  
Net Valuation on Which County Taxes are apportioned: 63,056,495  
State Equalization Ratio .8741  
General Tax Rate Per \$100. 3.92  
State Equalized General Tax Rate: 3.42

PER CAPITA:  
Gross Debt 462.81  
Net Debt 529.84  
Debt Service 5.08  
Total Tax Levy 137.06  
Municipal Expenditures 62.18

PER CENT:  
Gross Debt 12.34  
Net Debt 14.13  
Tax Levy Collected 95.42  
Tax Levy Cancelled, Abated or Adjusted .35

| 1969 EXPENDITURES                      |              | 1969 REVENUES                         |              | 1969 PROPERTY TAX                          |                   |
|--|--------------|---------------------------------------|--------------|--|-------------------|
| <b>GENERAL GOVERNMENT</b>              |              | 1969 — Property Taxes Collected       |              | <b>STATE EQUALIZED TAX RATE</b>            |                   |
| Governing Body & Public Boards         |              | 1969 Payments in Lieu of Taxes        | 2,090,072.52 | Local District School Taxes                | 1.99 1,294,379.00 |
| Municipal Clerk                        |              | Delinquent Tax & Lien Collections     | 81,743.67    | Regional & Consolidated School Tax         |                   |
| Financial Administration               | 7,700.00     | Business Personalty Replacement Taxes | 61,124.00    | School Taxes in Municipal Budget           |                   |
| Assessment of Taxes                    | 4,800.00     | Taxes from Public Utilities           | 156,270.27   | County Taxes                               | .56 364,270.74    |
| Collection of Taxes                    | 35,460.00    | Other Miscellaneous Tax Revenues      |              | County Library Taxes                       | .02 16,161.23     |
| Planning, Housing & Development        | 7,300.00     | State Aid Revenues                    | 59,466.38    | Local Municipal Purpose Taxes              | .68 439,248.76    |
| Human Resources                        |              | Federal Aid Revenues                  |              | Veteran & Senior Citizen Taxes             | .18 114,040.00    |
| Elections                              | 3,200.00     | Sale of Acquired Property             | 3,480.00     | Total Taxes for Rate Computation           | 3.43 2,228,099.73 |
| General Administration (other)         | 35,449.00    | Other Miscellaneous Revenues          | 94,059.51    | Special District Taxes                     |                   |
| <b>JUDICIARY</b>                       |              | 1969 Revenues                         | 2,546,216.35 | Bank Stock Taxes                           | 5,751.24          |
| Municipal Courts                       | 6,800.00     | Prior Years Surplus, Appropriated     | 169,000.00   | Added and Omitted Taxes                    | 56,724.52         |
| <b>PUBLIC SAFETY</b>                   |              | <b>REVENUES</b>                       | <b>TOTAL</b> | Total Taxes Levied - ABSTRACT              | 2,176,535.49      |
| Fire Protection                        | 25,000.00    |                                       | 2,715,216.35 | <b>TOTAL TAXES BILLED</b>                  | 2,190,409.42      |
| Police Protection                      | 195,919.00   |                                       |              | 1969 TAXES COLLECTED                       | 2,090,072.52      |
| Civil Defense & Disaster Control       | 3,950.00     |                                       |              | 1969 Taxes Cancelled, Abated or Adjusted   | 7,568.36          |
| Environmental Inspection & Control     | 3,100.00     |                                       |              | Transfer to Tax Title Liens or Foreclosed  | 5,811.72          |
| Other Public Safety                    |              |                                       |              | Balance Outstanding Dec. 31, 1969          | 86,956.82         |
| <b>PUBLIC WORKS</b>                    |              |                                       |              | <b>PRIOR YEARS TAXES OUTSTANDING</b>       |                   |
| Streets and Drainage                   | 153,292.00   |                                       |              | Balance January 1, 1969                    | 76,214.60         |
| Sewers and Sewage Processing           |              |                                       |              | Collected in 1969                          | 75,745.24         |
| Garbage and Trash Disposal             | 90,352.00    |                                       |              | Cancelled, Abated or Adjusted (1969)       |                   |
| Public Buildings and Grounds           | 10,075.00    |                                       |              | Transfers to Tax Title Liens or Foreclosed | 287.58            |
| Other Public Works                     |              |                                       |              | Balance December 31, 1969                  | 181.78            |
| <b>HEALTH AND WELFARE</b>              |              |                                       |              | <b>TAX TITLE LIENS OUTSTANDING</b>         |                   |
| Health Services Except Environmental   | 6,350.00     |                                       |              | Balance January 1, 1969                    | 32,546.50         |
| Welfare-Public Assistance              | 2,600.00     |                                       |              | Transfers From Taxes                       | 6,099.30          |
| Hospitals, Clinics, First Aid          |              |                                       |              | Redeemed in 1969                           | 5,998.43          |
| Animal, Insect, & Rodent Control       | 800.00       |                                       |              | Cancelled, Abated or Adjusted (1969)       |                   |
| Other Welfare Services                 |              |                                       |              | Transfers to Foreclosed Property           |                   |
| <b>RECREATION and CONSERVATION</b>     |              |                                       |              | Balance December 31, 1969                  | 32,647.37         |
| Beaches and Boardwalks                 |              |                                       |              | <b>PROPERTY ACQUIRED BY DEED OR</b>        |                   |
| Parks, Playgrounds, Shade Trees        | 33,800.00    |                                       |              | <b>FORECLOSURE</b>                         |                   |
| Land Reclamation & Conservation        |              |                                       |              | Balance January 1, 1969                    | 19,042.87         |
| Other Recreational Services            | 915.00       |                                       |              | Transfers From Taxes or Liens              |                   |
| <b>EDUCATION (excloding schools)</b>   |              |                                       |              | Sale for Cash (1969)                       | 3,480.00          |
| Libraries                              | 9,425.00     |                                       |              | Cancelled, Abated or Adjusted (1969)       |                   |
| Other Educational Services             |              |                                       |              | Balance December 31, 1969                  | 15,562.87         |
| <b>STATUTORY EXPENDITURES</b>          |              |                                       |              | <b>CURRENT FINANCES DECEMBER 31, 1969</b>  |                   |
| Pensions & F.I.C.A.                    | 44,850.00    |                                       |              | <b>ASSETS</b>                              |                   |
| Employee Fringe Benefits               | 16,300.00    |                                       |              | Cash Dec. 31, 1969                         | 533,279.03        |
| Other Statutory Expenditures           |              |                                       |              | Taxes Receivable                           | 87,138.60         |
| <b>MUNICIPAL FUNCTIONS</b>             |              |                                       |              | Tax Title Liens                            | 32,647.37         |
| <b>CAPITAL IMPROVEMENTS</b>            |              |                                       |              | Foreclosed Property                        | 15,562.87         |
| <b>DEBT SERVICE</b>                    |              |                                       |              | Emergencies & Other Deferred Charges       | 39,080.59         |
| Principal Payments                     | 60,680.00    |                                       |              | State Aid Receivable                       | 48,453.38         |
| Interest Payments                      | 20,000.00    |                                       |              | Other Receivables                          | 36,532.53         |
| <b>DEFERRED CHARGES</b>                |              |                                       |              | <b>Total</b>                               | 792,694.37        |
| SCHOOL, COUNTY, SPECIAL DISTRICT TAXES | 23,050.00    |                                       |              | <b>LIABILITIES</b>                         |                   |
| RESERVE FOR UNCOLLECTED TAXES          | 1,674,810.97 |                                       |              | Cash Liabilities                           | 156,811.86        |
|  | 150,408.00   |                                       |              | Reserves for Receivables                   | 171,881.37        |
| <b>EXPENDITURES</b>                    | <b>TOTAL</b> |                                       |              | Surplus Dec. 31, 1969                      | 464,001.14        |
|  | 2,662,290.97 |                                       |              | <b>Total</b>                               | 792,694.37        |

|                          |  |                                  |                               |  |
|--------------------------|--|----------------------------------|-------------------------------|--|
| 0711                     | MAPLEWOOD TWP  | - ESSEX COUNTY                   | PER CAPITA:                   | PER CENT:                                  |
| Population 1960 23,977   | Net Valuation Taxable 213,227,400                                |                                  | Gross Debt 319.14             | Gross Debt 3.90                            |
| Population 1969 25,130   | State Equalized Value 212,692,203                                | General Tax Rate Per \$100. 4.61 | Net Debt 46.48                | Net Debt .57                               |
| S & P Rating AA          | Net Valuation on Which County Taxes are apportioned: 211,111,392 | State Equalized                  | Debt Service 4.26             | Tax Levy Collected 98.74                   |
| Moody Rating AA          | State Equalization Ratio .9555                                   | General Tax Rate: 4.40           | Total Tax Levy 368.75         | Tax Levy Cancelled, Abated or Adjusted .17 |
| Land Area 4.00 Sq. Miles |  |                                  | Municipal Expenditures 149.53 |  |

| 1969 EXPENDITURES                                   |  | 1969 REVENUES                                    |  | 1969 PROPERTY TAX                                  |              |
|---|--|--|--|--|--------------|
| GENERAL GOVERNMENT                                  |  | 1969 — Property Taxes Collected 9,145,026.84     |  | STATE EQUALIZED TAX RATE                           |              |
| Governing Body & Public Boards                      |  | 1969 Payments in Lieu of Taxes 22,174.08         |  | Local District School Taxes                        |              |
| Municipal Clerk                                     |  | Delinquent Tax & Lien Collections 135,857.35     |  | Regional & Consolidated School Tax 1.95            | 4,137,858.05 |
| Financial Administration 84,799.52                  |  | Business Personalty Replacement Taxes 169,474.00 |  | School Taxes in Municipal Budget                   |              |
| Assessment of Taxes 26,628.57                       |  | Taxes from Public Utilities 311,761.45           |  | County Taxes 1.13                                  | 2,396,842.98 |
| Collection of Taxes 34,507.33                       |  | Other Miscellaneous Tax Revenues 1,475.91        |  | County Library Taxes                               |              |
| Planning, Housing & Development 13,076.76           |  | State Aid Revenues 116,583.66                    |  | Local Municipal Purpose Taxes 1.27                 | 2,692,475.05 |
| Human Resources                                     |  | Federal Aid Revenues                             |  | Veteran & Senior Citizen Taxes .07                 | 141,470.00   |
| Elections   |  | Sale of Acquired Property                        |  | Total Taxes for Rate Computation 4.42              | 9,368,646.08 |
| General Administration (other) 320,808.96           |  | Other Miscellaneous Revenues 133,758.43          |  | Special District Taxes                             |              |
| JUDICIARY   |  | 1969 Revenues Total 10,036,111.72                |  | Bank Stock Taxes 17,026.09                         |              |
| Municipal Courts 18,220.70                          |  | Prior Years Surplus Appropriated 452,000.00      |  | Added and Omitted Taxes 22,372.33                  |              |
| PUBLIC SAFETY                                       |  | REVENUES TOTAL 10,488,111.72                     |  | Total Taxes Levied - ABSTRACT 9,266,574.50         |              |
| Fire Protection 657,281.67                          |  |  |  | TOTAL TAXES BILLED 9,261,811.56                    |              |
| Police Protection 665,213.89                        |  |  |  | 1969 TAXES COLLECTED 9,145,026.84                  |              |
| Civil Defense & Disaster Control 11,822.06          |  |  |  | 1969 Taxes Cancelled, Abated or Adjusted 15,798.47 |              |
| Environmental Inspection & Control 22,078.07        |  |  |  | Transfer to Tax Title Liens or Foreclosed 156.74   |              |
| Other Public Safety                                 |  |  |  | Balance Outstanding Dec. 31, 1969 100,829.51       |              |
| PUBLIC WORKS  |  |  |  | PRIOR YEARS TAXES OUTSTANDING                      |              |
| Streets and Drainage 229,662.19                     |  |  |  | Balance January 1, 1969 95,208.61                  |              |
| Sewers and Sewage Processing 76,484.12              |  |  |  | Collected in 1969 91,767.90                        |              |
| Garbage and Trash Disposal 8,500.00                 |  |  |  | Cancelled, Abated or Adjusted (1969) 1,519.20      |              |
| Public Buildings and Grounds 124,645.37             |  |  |  | Transfers to Tax Title Liens or Foreclosed 906.02  |              |
| Other Public Works                                  |  |  |  | Balance December 31, 1969 1,015.49                 |              |
| HEALTH and WELFARE                                  |  |  |  | TAX TITLE LIENS OUTSTANDING                        |              |
| Health Services Except Environmental 84,573.38      |  |  |  | Balance January 1, 1969 45,194.89                  |              |
| Welfare-Public Assistance 1,666.60                  |  |  |  | Transfers From Taxes 1,174.78                      |              |
| Hospitals, Clinics, First Aid 4,000.00              |  |  |  | Redeemed in 1969 44,089.45                         |              |
| Animal, Insect, & Rodent Control                    |  |  |  | Cancelled, Abated or Adjusted (1969)               |              |
| Other Welfare Services                              |  |  |  | Transfers to Foreclosed Property                   |              |
| RECREATION and CONSERVATION                         |  |  |  | Balance December 31, 1969 2,280.22                 |              |
| Beaches and Boardwalks                              |  |  |  | PROPERTY ACQUIRED BY DEED OR                       |              |
| Parks, Playgrounds, Shade Trees 166,470.27          |  |  |  | FORECLOSURE  |              |
| Land Reclamation & Conservation                     |  |  |  | Balance January 1, 1969 5,600.00                   |              |
| Other Recreational Services 89,291.18               |  |  |  | Transfers From Taxes or Liens                      |              |
| EDUCATION (excluding schools)                       |  |  |  | Sale for Cash (1969)                               |              |
| Libraries 178,583.07                                |  |  |  | Cancelled, Abated or Adjusted (1969)               |              |
| Other Educational Services                          |  |  |  | Balance December 31, 1969 5,600.00                 |              |
| STATUTORY EXPENDITURES                              |  |  |  | CURRENT FINANCES DECEMBER 31, 1969                 |              |
| Pensions & F.I.C.A. 302,489.91                      |  |  |  | ASSETS   |              |
| Employee Fringe Benefits 49,844.56                  |  |  |  | Cash Dec. 31, 1969 831,494.41                      |              |
| Other Statutory Expenditures                        |  |  |  | Taxes Receivable 101,845.00                        |              |
| MUNICIPAL FUNCTIONS TOTAL 3,170,648.18              |  |  |  | Tax Title Liens 2,280.22                           |              |
| CAPITAL IMPROVEMENTS 97,839.38                      |  |  |  | Foreclosed Property 5,600.00                       |              |
| DEBT SERVICE  |  |  |  | Emergencies & Other Deferred Charges 54,599.72     |              |
| Principal Payments 83,500.00                        |  |  |  | State Aid Receivable                               |              |
| Interest Payments 23,622.15                         |  |  |  | Other Receivables 888.07                           |              |
| DEFERRED CHARGES 13,700.00                          |  |  |  | Total 996,707.42                                   |              |
| SCHOOL, COUNTY, SPECIAL DISTRICT TAXES 6,534,701.03 |  |  |  | LIABILITIES  |              |
| RESERVE FOR UNCOLLECTED TAXES 368,291.32            |  |  |  | Cash Liabilities 178,372.73                        |              |
|   |  |  |  | Reserves for Receivables 110,613.29                |              |
|   |  |  |  | Surplus Dec. 31, 1969 707,721.40                   |              |
| EXPENDITURES TOTAL 10,292,302.06                    |  |  |  | Total 996,707.42                                   |              |



0116  
Population 1960 9,474  
Population 1969 10,780  
S & P Rating BBB  
Moody Rating BAA  
Land Area 1.49 Sq. Miles

**MARGATE CITY**  
Net Valuation Taxable 51,367,650  
State Equalized Value 106,527,685  
Net Valuation on Which County Taxes  
are apportioned: 108,110,172  
State Equalization Ratio .4822

**- ATLANTIC COUNTY**  
General Tax Rate Per \$100. 5.94  
State Equalized  
General Tax Rate: 2.86

**PER CAPITA:**  
Gross Debt 187.11  
Net Debt 82.00  
Debt Service 27.76  
Total Tax Levy 279.63  
Municipal Expenditures 169.08

**PER CENT:**  
Gross Debt 2.00  
Net Debt .88  
Tax Levy Collected 97.45  
Tax Levy Cancelled, Abated  
or Adjusted .16

| 1969 EXPENDITURES                             |              | 1969 REVENUES                                     |                           | 1969 PROPERTY TAX                          |                   |
|---|--------------|---|---------------------------|--|-------------------|
| <b>GENERAL GOVERNMENT</b>                     |              | 1969 — Property Taxes Collected                   |                           | <b>STATE EQUALIZED TAX RATE</b>            |                   |
| Governing Body & Public Boards                |              | 1969 Payments in Lieu of Taxes                    | 2,941,105.06              | Local District School Taxes                | .90 960,581.50    |
| Municipal Clerk                               | 5,450.00     | Delinquent Tax & Lien Collections                 | 58,848.07                 | Regional & Consolidated School Tax         |                   |
| Financial Administration                      | 60,853.64    | Business Personalty Replacement Taxes             | 39,819.00                 | School Taxes in Municipal Budget           | .07 75,660.50     |
| Assessment of Taxes                           | 14,583.36    | Taxes from Public Utilities                       | 139,349.94                | County Taxes                               | .87 924,182.19    |
| Collection of Taxes                           | 35,525.00    | Other Miscellaneous Tax Revenues                  | 9,623.34                  | County Library Taxes                       | .01 7,356.16      |
| Planning, Housing & Development               | 2,900.00     | State Aid Revenues                                | 121,666.36                | Local Municipal Purpose Taxes              | .95 1,010,400.88  |
| Human Resources                               |              | Federal Aid Revenues                              |                           | Veteran & Senior Citizen Taxes             | .06 68,910.00     |
| Elections                                     | 1,456.00     | Sale of Acquired Property                         | 11,800.00                 | Total Taxes for Rate Computation           | 2.86 3,047,091.23 |
| General Administration (other)                | 30,783.21    | Other Miscellaneous Revenues                      | 194,130.67                | Special District Taxes                     |                   |
| <b>JUDICIARY</b>                              |              | 1969 Revenues                                     | 3,516,342.44              | Bank Stock Taxes                           | 5,148.49          |
| Municipal Courts                              | 14,296.49    | Prior Years Surplus Appropriated                  | 260,000.00                | Added and Omitted Taxes                    | 31,030.56         |
| <b>PUBLIC SAFETY</b>                          |              | <b>REVENUES</b>                                   | <b>TOTAL</b> 3,776,342.44 | Total Taxes Levied - ABSTRACT              | 3,014,360.28      |
| Fire Protection                               | 171,450.00   | 1969 REAL PROPERTY VALUATIONS                     |                           | <b>TOTAL TAXES BILLED</b>                  | 3,018,107.46      |
| Police Protection                             | 272,778.44   | Code Class # of Parcels %VAL'N                    | ASSESSED VALUATION        | 1969 TAXES COLLECTED                       | 2,941,105.06      |
| Civil Defense & Disaster Control              | 300.00       | 1 Vacant Land 1194 4.26                           | 2,176,850.00              | 1969 Taxes Cancelled, Abated or Adjusted   | 4,680.72          |
| Environmental Inspection & Control            | 8,000.00     | 2 Residential 4059 82.72                          | 42,245,550.00             | Transfer to Tax Title Liens or Foreclosed  | 368.28            |
| Other Public Safety                           |              | 3 Farm  |                           | Balance Outstanding Dec. 31, 1969          | 71,953.40         |
| <b>PUBLIC WORKS</b>                           |              | 4a Commercial 162 7.45                            | 3,802,850.00              | <b>PRIOR YEARS TAXES OUTSTANDING</b>       |                   |
| Streets and Drainage                          | 132,438.31   | 4b Industrial                                     |                           | Balance January 1, 1969                    | 59,000.00         |
| Sewers and Sewage Processing                  | 52,729.99    | 4c Apartments 50 5.57                             | 2,842,350.00              | Collected in 1969                          | 58,642.58         |
| Garbage and Trash Disposal                    | 112,621.00   | Total 5465 100.00                                 | 51,067,600.00             | Cancelled, Abated or Adjusted (1969)       | 279.00            |
| Public Buildings and Grounds                  | 17,733.86    |   |                           | Transfers to Tax Title Liens or Foreclosed | 78.12             |
| Other Public Works                            | 14,975.00    |   |                           | Balance December 31, 1969                  | .30               |
| <b>HEALTH and WELFARE</b>                     |              | <b>CAPITAL DEBT AUTHORIZED, DECEMBER 31, 1969</b> |                           | <b>TAX TITLE LIENS OUTSTANDING</b>         |                   |
| Health Services Except Environmental          | 3,633.00     | <b>ISSUED AND UNISSUED</b>                        |                           | Balance January 1, 1969                    | 1,172.14          |
| Welfare-Public Assistance                     | 1,850.00     | School  | 935,000                   | Transfers From Taxes                       | 446.40            |
| Hospitals, Clinics, First Aid                 | 6,000.00     | Self-Liquidating                                  | 198,000                   | Redeemed in 1969                           | 205.49            |
| Animal, Insect, & Rodent Control              | 1,200.00     | Other   | 884,000                   | Cancelled, Abated or Adjusted (1969)       |                   |
| Other Welfare Services                        |              | Total   | 2,017,000                 | Transfers to Foreclosed Property:          |                   |
| <b>RECREATION and CONSERVATION</b>            |              | <b>ISSUED AND OUTSTANDING</b>                     |                           | Balance December 31, 1969                  | 1,413.05          |
| Beaches and Boardwalks                        | 51,000.00    | School  | 935,000.00                | <b>PROPERTY ACQUIRED BY DEED OR</b>        |                   |
| Parks, Playgrounds, Shade Trees               | 47,500.00    | Self-Liquidating                                  | 198,000.00                | <b>FORECLOSURE</b>                         |                   |
| Land Reclamation & Conservation               |              | Other   | 884,000.00                | Balance January 1, 1969                    | 138,582.50        |
| Other Recreational Services                   |              | Total   | 2,017,000.00              | Transfers From Taxes or Liens              |                   |
| <b>EDUCATION (excluding schools)</b>          |              | <b>EQUALIZED VALUATION BASIS</b>                  |                           | Sale for Cash (1969)                       | 11,800.00         |
| Libraries                                     | 9,000.00     | <b>FOR NET DEBT COMPUTATION</b>                   |                           | Cancelled, Abated or Adjusted (1969)       |                   |
| Other Educational Services                    |              | <b>TOTAL</b>                                      |                           | Balance December 31, 1969                  | 126,782.50        |
| <b>STATUTORY EXPENDITURES</b>                 |              | <b>1969 CAPITAL OUTLAY</b>                        |                           | <b>CURRENT FINANCES DECEMBER 31, 1969</b>  |                   |
| Pensions & F.I.C.A.                           | 83,390.49    | Beaches and Boardwalks                            |                           | <b>ASSETS</b>                              |                   |
| Employee Fringe Benefits                      | 23,786.69    | Parks and Playgrounds                             |                           | Cash Dec. 31, 1969                         | 638,714.72        |
| Other Statutory Expenditures                  |              | Public Buildings and Grounds                      |                           | Taxes Receivable                           | 71,953.70         |
| <b>MUNICIPAL FUNCTIONS</b>                    |              | Vehicular Equipment                               |                           | Tax Title Liens                            | 1,413.05          |
| <b>CAPITAL IMPROVEMENTS</b>                   |              | Streets, Roads, Sidewalks, Storm Sewers           |                           | Foreclosed Property                        | 126,782.50        |
| <b>DEBT SERVICE</b>                           |              | Sewer System                                      |                           | Emergencies & Other Deferred Charges       | 8,623.38          |
| Principal Payments                            | 231,000.00   | Water Service                                     |                           | State Aid Receivable                       | 56,743.60         |
| Interest Payments                             | 68,232.50    | Other Utilities                                   |                           | Other Receivables                          | 4,000.00          |
| <b>TYPE I SCHL DEBT *MEMO</b>                 |              | Hospitals and Clinics                             |                           | Total                                      | 908,230.95        |
| <b>DEFERRED CHARGES</b>                       |              | Garbage and Trash Disposal Facilities             |                           | <b>LIABILITIES</b>                         |                   |
| <b>SCHOOL, COUNTY, SPECIAL DISTRICT TAXES</b> |              | Health Equipment                                  |                           | Cash Liabilities                           | 250,315.98        |
| <b>RESERVE FOR UNCOLLECTED TAXES</b>          |              | Library and Education Facilities                  |                           | Reserves for Receivables                   | 204,149.25        |
|   |              | Conservation and Recreation                       |                           | Surplus Dec. 31, 1969                      | 453,765.72        |
| <b>EXPENDITURES</b>                           | <b>TOTAL</b> | Other Expenditures                                |                           | Total                                      | 908,230.95        |
|   | 3,790,425.22 |   |                           |  |                   |

\* ABOVE DEBT SERVICE INCLUDES TYPE I SCHOOL DEBT

1328  
Population 1960 8,038  
Population 1969 10,480  
Moody Rating  
Land Area 30.20 Sq. Miles

MARLBORO TWP - MONMOUTH COUNTY  
Net Valuation Taxable 48,430,988  
State Equalized Value 61,845,215  
Net Valuation on Which County Taxes are apportioned: 63,255,412  
State Equalization Ratio .7831  
General Tax Rate Per \$100. 4.67  
State Equalized General Tax Rate: 3.65

PER CAPITA:  
Gross Debt 596.47  
Net Debt 242.62  
Debt Service  
Total Tax Levy 271.40  
Municipal Expenditures 99.75

PER CENT:  
Gross Debt 11.80  
Net Debt 4.80  
Tax Levy Collected 95.13  
Tax Levy Cancelled, Abated or Adjusted

| 1969 EXPENDITURES                      |              | 1969 REVENUES                                     |  | 1969 PROPERTY TAX                          |  |
|--|--------------|---|--|--|--|
| GENERAL GOVERNMENT                     |              | 1969 — Property Taxes Collected                   |  | STATE EQUALIZED TAX RATE                   |  |
| Governing Body & Public Boards         |              | 2,705,816.39                                      |  | Local District School Taxes 1.99           |  |
| Municipal Clerk                        |              | 1969 Payments in Lieu of Taxes                    |  | Regional & Consolidated School Tax .80     |  |
| Financial Administration               | 26,850.00    | Delinquent Tax & Lien Collections                 |  | School Taxes in Municipal Budget           |  |
| Assessment of Taxes                    | 14,300.00    | Business Personalty Replacement Taxes             |  | County Taxes .61                           |  |
| Collection of Taxes                    | 16,500.00    | Taxes from Public Utilities                       |  | County Library Taxes .02                   |  |
| Planning, Housing & Development        | 29,569.92    | Other Miscellaneous Tax Revenues                  |  | Local Municipal Purpose Taxes .20          |  |
| Human Resources                        |              | State Aid Revenues                                |  | Veteran & Senior Citizen Taxes .05         |  |
| Elections                              | 1,950.00     | Federal Aid Revenues                              |  | Total Taxes for Rate Computation 3.67      |  |
| General Administration (other)         | 115,247.65   | Sale of Acquired Property                         |  | Special District Taxes                     |  |
| JUDICIARY                              |              | Other Miscellaneous Revenues                      |  | Bank Stock Taxes                           |  |
| Municipal Courts                       | 5,980.00     | 1969 Revenues                                     |  | Added and Omitted Taxes                    |  |
| PUBLIC SAFETY                          |              | Prior Years Surplus Appropriated                  |  | Total Taxes Levied - ABSTRACT              |  |
| Fire Protection                        |              | REVENUES  |  | TOTAL TAXES BILLED                         |  |
| Police Protection                      | 127,967.30   | TOTAL   |  | 1969 TAXES COLLECTED                       |  |
| Civil Defense & Disaster Control       | 250.00       | 1969 REAL PROPERTY VALUATIONS                     |  | 1969 Taxes Cancelled, Abated or Adjusted   |  |
| Environmental Inspection & Control     | 14,250.00    | Code Class # of Parcels %VAL'N ASSESSED VALUATION |  | Transfer to Tax Title Liens or Foreclosed  |  |
| Other Public Safety                    |              | 1 Vacant Land 2193 12.39 5,884,204.00             |  | Balance Outstanding Dec. 31, 1969          |  |
| PUBLIC WORKS                           |              | 2 Residential 1642 62.09 29,490,287.00            |  | PRIOR YEARS TAXES OUTSTANDING              |  |
| Streets and Drainage                   | 155,310.00   | 3 Farm 366 15.06 7,154,469.00                     |  | Balance January 1, 1969                    |  |
| Sewers and Sewage Processing           | 25,000.00    | 4a Commercial 93 6.70 3,182,935.00                |  | Collected in 1969                          |  |
| Garbage and Trash Disposal             | 1,000.00     | 4b Industrial 20 3.52 1,670,380.00                |  | Cancelled, Abated or Adjusted (1969)       |  |
| Public Buildings and Grounds           | 11,870.00    | 4c Apartments 4 .25 117,180.00                    |  | Transfers to Tax Title Liens or Foreclosed |  |
| Other Public Works                     |              | Total 4318 100.01 47,499,455.00                   |  | Balance December 31, 1969                  |  |
| HEALTH and WELFARE                     |              | CAPITAL DEBT AUTHORIZED, DECEMBER 31, 1969        |  | TAX TITLE LIENS OUTSTANDING                |  |
| Health Services Except Environmental   | 11,120.00    | ISSUED AND UNISSUED                               |  | Balance January 1, 1969                    |  |
| Welfare-Public Assistance              | 3,250.00     | School  |  | Transfers From Taxes                       |  |
| Hospitals, Clinics, First Aid          | 2,000.00     | Self-liquidating                                  |  | Redeemed in 1969                           |  |
| Animal, Insect, & Rodent Control       |              | Other   |  | Cancelled, Abated or Adjusted (1969)       |  |
| Other Welfare Services                 |              | Total   |  | Transfers to Foreclosed Property           |  |
| RECREATION and CONSERVATION            |              | ISSUED AND OUTSTANDING                            |  | Balance December 31, 1969                  |  |
| Beaches and Boardwalks                 |              | School  |  | PROPERTY ACQUIRED BY DEED OR               |  |
| Parks, Playgrounds, Shade Trees        |              | Self-Liquidating                                  |  | FORECLOSURE                                |  |
| Land Reclamation & Conservation        |              | Other   |  | Balance January 1, 1969                    |  |
| Other Recreational Services            | 10,920.00    | Total   |  | Transfers From Taxes or Liens              |  |
| EDUCATION (excluding schools)          |              | EQUALIZED VALUATION BASIS                         |  | Sale for Cash (1969)                       |  |
| Libraries                              | 200.00       | FOR NET DEBT COMPUTATION                          |  | Cancelled, Abated or Adjusted (1969)       |  |
| Other Educational Services             | 50,000.00    | 1969 CAPITAL OUTLAY                               |  | Balance December 31, 1969                  |  |
| STATUTORY EXPENDITURES                 |              | TOTAL   |  | CURRENT FINANCES DECEMBER 31, 1969         |  |
| Pensions & F.I.C.A.                    | 18,000.00    | Beaches and Boardwalks                            |  | ASSETS                                     |  |
| Employee Fringe Benefits               |              | Parks and Playgrounds                             |  | Cash Dec. 31, 1969                         |  |
| Other Statutory Expenditures           |              | Public Buildings and Grounds                      |  | Taxes Receivable                           |  |
| MUNICIPAL FUNCTIONS                    |              | Vehicular Equipment                               |  | Tax Title Liens                            |  |
| CAPITAL IMPROVEMENTS                   | 75,500.00    | Streets, Roads, Sidewalks, Storm Sewers           |  | Foreclosed Property                        |  |
| DEBT SERVICE                           |              | Sewer System                                      |  | Emergencies & Other Deferred Charges       |  |
| Principal Payments                     |              | Water Service                                     |  | State Aid Receivable                       |  |
| Interest Payments                      |              | Other Utilities                                   |  | Other Receivables                          |  |
| DEFERRED CHARGES                       | 48,280.00    | Hospitals and Clinics                             |  | Total                                      |  |
| SCHOOL, COUNTY, SPECIAL DISTRICT TAXES | 2,114,246.01 | Garbage and Trash Disposal Facilities             |  | LIABILITIES                                |  |
| RESERVE FOR-UNCOLLECTED TAXES          | 280,100.00   | Health Equipment                                  |  | Cash Liabilities                           |  |
| EXPENDITURES                           |              | Library and Education Facilities                  |  | Reserves for Receivables                   |  |
| TOTAL                                  | 3,159,660.88 | Conservation and Recreation                       |  | Surplus Dec. 31, 1969                      |  |
|  |              | Other Expenditures                                |  | Total                                      |  |
|  |              | 13,318.12   |  | 2,246,307.15                               |  |

1329  
Population 1960 5,097  
Population 1969 9,580  
BBB  
Moody Rating BA  
Land Area 2.26 Sq. Miles

# MATAWAN BOROC.

Net Valuation Taxable 41,528,423  
State Equalized Value 52,079,788  
Net Valuation on Which County Taxes  
are apportioned: 52,355,549  
State Equalization Ratio .7974

# - MONMOUTH COUNTY

General Tax Rate Per \$100. 4.36  
State Equalized  
General Tax Rate: 3.47

# PER CAPITA:

Gross Debt 501.86  
Net Debt 46.35  
Debt Service 4.03  
Total Tax Levy 316.31  
Municipal Expenditures 84.31

# PER CENT:

Gross Debt 9.65  
Net Debt .89  
Tax Levy Collected 96.94  
Tax Levy Cancelled, Abated  
or Adjusted .27

| 1969 EXPENDITURES                      |              | 1969 REVENUES                         |                    | 1969 PROPERTY TAX                          |              |
|--|--------------|---------------------------------------|--------------------|--|--------------|
| <b>GENERAL GOVERNMENT</b>              |              | 1969 — Property Taxes Collected       |                    | <b>STATE EQUALIZED TAX RATE</b>            |              |
| Governing Body & Public Boards         |              | 1969 Payments in Lieu of Taxes        | 1,732,160.97       | Local District School Taxes                |              |
| Municipal Clerk                        |              | Delinquent Tax & Lien Collections     | 78,498.15          | Regional & Consolidated School Tax         | 1.93         |
| Financial Administration               | 30,500.00    | Business Personalty Replacement Taxes | 25,023.00          | School Taxes in Municipal Budget           |              |
| Assessment of Taxes                    | 4,000.00     | Taxes from Public Utilities           | 141,201.79         | County Taxes                               | .60          |
| Collection of Taxes                    | 7,590.00     | Other Miscellaneous Tax Revenues      |                    | County Library Taxes                       |              |
| Planning, Housing & Development        | 2,645.00     | State Aid Revenues                    | 23,615.81          | Local Municipal Purpose Taxes              | .87          |
| Human Resources                        |              | Federal Aid Revenues                  |                    | Veteran & Senior Citizen Taxes             | .07          |
| Elections                              | 2,055.00     | Sole of Acquired Property             |                    | Total Taxes for Rate Computation           | 3.47         |
| General Administration (other)         | 55,697.90    | Other Miscellaneous Revenues          | 42,075.61          | Special District Taxes                     |              |
| <b>JUDICIARY</b>                       |              | 1969 Revenues                         | Total 2,042,575.33 | Bank Stock Taxes                           | 6,641.71     |
| Municipal Courts                       | 5,182.10     | Prior Years Surplus Appropriated      | 116,000.00         | Added and Omitted Taxes                    | 7,219.92     |
| <b>PUBLIC SAFETY</b>                   |              | REVENUES                              | TOTAL 2,158,575.33 | Total Taxes Levied - ABSTRACT              | 1,839,830.54 |
| Fire Protection                        | 27,850.00    |                                       |                    | <b>TOTAL TAXES BILLED</b>                  | 1,786,752.85 |
| Police Protection                      | 200,616.45   |                                       |                    | 1969 TAXES COLLECTED                       | 1,732,160.97 |
| Civil Defense & Disaster Control       | 1,000.00     |                                       |                    | 1969 Taxes Cancelled, Abated or Adjusted   | 4,813.49     |
| Environmental Inspection & Control     | 500.00       |                                       |                    | Transfer to Tax Title Liens or Foreclosed  |              |
| Other Public Safety                    |              |                                       |                    | Balance Outstanding Dec. 31, 1969          | 49,778.39    |
| <b>PUBLIC WORKS</b>                    |              | <b>1969 REAL PROPERTY VALUATIONS</b>  |                    | <b>PRIOR YEARS TAXES OUTSTANDING</b>       |              |
| Streets and Drainage                   | 91,700.00    | Code Class # of Parcels %VAL'N        | ASSESSED VALUATION | Balance January 1, 1969                    | 95,219.97    |
| Sewers and Sewage Processing           |              | 1 Vacant Land 246 1.99                | 818,225.00         | Collected in 1969                          | 77,860.40    |
| Garbage and Trash Disposal             | 37,400.00    | 2 Residential 1725 68.27              | 28,028,970.00      | Cancelled, Abated or Adjusted (1969)       | 3,289.78     |
| Public Buildings and Grounds           | 11,160.00    | 3 Farm                                |                    | Transfers to Tax Title Liens or Foreclosed | 1,351.49     |
| Other Public Works                     |              | 4a Commercial 116 9.39                | 3,854,240.00       | Balance December 31, 1969                  | 12,718.30    |
| <b>HEALTH AND WELFARE</b>              |              | 4b Industrial 8 1.27                  | 521,800.00         | <b>TAX TITLE LIENS OUTSTANDING</b>         |              |
| Health Services Except Environmental   | 12,058.00    | 4c Apartments 16 19.08                | 7,834,700.00       | Balance January 1, 1969                    | 13,317.39    |
| Welfare-Public Assistance              | 3,000.00     | Total 2111 100.00                     | 41,057,935.00      | Transfers From Taxes                       | 1,666.94     |
| Hospitals, Clinics, First Aid          |              |                                       |                    | Redeemed in 1969                           | 637.75       |
| Animal, Insect, & Rodent Control       |              |                                       |                    | Cancelled, Abated or Adjusted (1969)       |              |
| Other Welfare Services                 |              |                                       |                    | Transfers to Foreclosed Property           |              |
| <b>RECREATION and CONSERVATION</b>     |              |                                       |                    | Balance December 31, 1969                  | 14,346.58    |
| Beaches and Boardwalks                 |              |                                       |                    | <b>PROPERTY ACQUIRED BY DEED OR</b>        |              |
| Parks, Playgrounds, Shade Trees        | 6,075.00     |                                       |                    | <b>FORECLOSURE</b>                         |              |
| Land Reclamation & Conservation        |              |                                       |                    | Balance January 1, 1969                    | 8,600.00     |
| Other Recreational Services            | 29,400.00    |                                       |                    | Transfers From Taxes or Liens              |              |
| <b>EDUCATION (excluding schools)</b>   |              |                                       |                    | Sale for Cash (1969)                       |              |
| Libraries                              | 26,382.00    |                                       |                    | Cancelled, Abated or Adjusted (1969)       |              |
| Other Educational Services             |              |                                       |                    | Balance December 31, 1969                  | 8,600.00     |
| <b>STATUTORY EXPENDITURES</b>          |              |                                       |                    | <b>CURRENT FINANCES DECEMBER 31, 1969</b>  |              |
| Pensions & F.I.C.A.                    | 26,920.55    |                                       |                    | <b>ASSETS</b>                              |              |
| Employee Fringe Benefits               | 11,026.00    |                                       |                    | Cash Dec. 31, 1969                         | 282,543.25   |
| Other Statutory Expenditures           |              |                                       |                    | Taxes Receivable                           | 62,496.69    |
| <b>MUNICIPAL FUNCTIONS</b>             |              |                                       |                    | Tax Title Liens                            | 14,346.58    |
| CAPITAL IMPROVEMENTS                   | 22,500.00    |                                       |                    | Foreclosed Property                        | 8,600.00     |
| DEBT SERVICE                           |              |                                       |                    | Emergencies & Other Deferred Charges       | 20,550.00    |
| Principal Payments                     | 25,000.00    |                                       |                    | State Aid Receivable                       | 22,574.00    |
| Interest Payments                      | 13,593.75    |                                       |                    | Other Receivables                          | 1,432.99     |
| <b>DEFERRED CHARGES</b>                |              |                                       |                    | Total                                      | 412,543.51   |
| SCHOOL, COUNTY, SPECIAL DISTRICT TAXES | 2,561,783.62 |                                       |                    | <b>LIABILITIES</b>                         |              |
| RESERVE FOR UNCOLLECTED TAXES          | 143,801.00   |                                       |                    | Cash Liabilities                           | 114,388.66   |
| <b>EXPENDITURES</b>                    |              |                                       |                    | Reserves for Receivables                   | 86,876.26    |
| TOTAL                                  | 3,369,447.30 |                                       |                    | Surplus Dec. 31, 1969                      | 211,278.59   |
|  |              |                                       |                    | Total                                      | 412,543.51   |

1330  
Population 1960 7,359  
Population 1969 14,910  
Moody Rating BA  
Land Area 5.45 Sq Miles

MATAWAN TWP.  
Net Valuation Taxable 70,679,973  
State Equalized Value 102,747,453  
Net Valuation on Which County Taxes are apportioned: 109,323,128  
State Equalization Ratio .6879  
- MONMOUTH COUNTY  
General Tax Rate Per \$100. 5.32  
State Equalized General Tax Rate: 3.65

PER CAPITA:  
Gross Debt 477.78  
Net Debt 59.59  
Debt Service 7.85  
Total Tax Levy 257.07  
Municipal Expenditures 92.63

PER CENT:  
Gross Debt 3.66  
Net Debt .46  
Tax Levy Collected 95.24  
Tax Levy Cancelled, Abated or Adjusted

| 1969 EXPENDITURES                      |              | 1969 REVENUES                                |              | 1969 PROPERTY TAX                          |              |
|--|--------------|--|--------------|--|--------------|
| GENERAL GOVERNMENT                     |              | 1969 — Property Taxes Collected 3,650,554.22 |              | STATE EQUALIZED TAX RATE                   |              |
| Governing Body & Public Boards         |              | 1969 Payments in Lieu of Taxes               |              | Local District School Taxes                |              |
| Municipal Clerk                        |              | Delinquent Tax & Lien Collections            | 218,028.49   | Regional & Consolidated School Tax         | 2.34         |
| Financial Administration               | 45,300.00    | Business Personality Replacement Taxes       | 163,264.00   | School Taxes in Municipal Budget           |              |
| Assessment of Taxes                    | 11,860.00    | Taxes from Public Utilities                  | 205,209.72   | County Taxes                               | .63          |
| Collection of Taxes                    | 23,402.00    | Other Miscellaneous Tax Revenues             | 62,562.54    | County Library Taxes                       |              |
| Planning, Housing & Development        | 13,485.00    | State Aid Revenues                           | 3,146.78     | Local Municipal Purpose Taxes              | .61          |
| Human Resources                        | 1,000.00     | Federal Aid Revenues                         | 65,592.92    | Veteran & Senior Citizen Taxes             | .07          |
| Elections                              | 2,643.17     | Sale of Acquired Property                    | 4,368,358.67 | Total Taxes for Rate Computation           | 3.65         |
| General Administration (other)         | 84,329.36    | Other Miscellaneous Revenues                 | 125,000.00   | Special District Taxes                     |              |
| JUDICIARY                              |              | 1969 Revenues                                | 4,493,358.67 | Bank Stock Taxes                           |              |
| Municipal Courts                       | 10,870.00    | Prior Years Surplus Appropriated             |              | Added and Omitted Taxes                    |              |
| PUBLIC SAFETY                          |              | REVENUES                                     | TOTAL        | Total Taxes Levied - ABSTRACT              | 3,832,886.46 |
| Fire Protection                        |              |  |              | TOTAL TAXES BILLED                         | 3,832,886.46 |
| Police Protection                      | 298,000.00   |  |              | 1969 TAXES COLLECTED                       | 3,650,554.22 |
| Civil Defense & Disaster Control       | 624.00       |  |              | 1969 Taxes Cancelled, Abated or Adjusted   |              |
| Environmental Inspection & Control     | 5,300.00     |  |              | Transfer to Tax Title Liens or Foreclosed  |              |
| Other Public Safety                    |              |  |              | Balance Outstanding Dec. 31, 1969          | 182,332.24   |
| PUBLIC WORKS                           |              |  |              | PRIOR YEARS TAXES OUTSTANDING              |              |
| Streets and Drainage                   | 185,500.00   |  |              | Balance January 1, 1969                    | 177,092.38   |
| Sewers and Sewage Processing           |              |  |              | Collected in 1969                          | 171,647.55   |
| Garbage and Trash Disposal             | 108,500.00   |  |              | Cancelled, Abated or Adjusted (1969)       |              |
| Public Buildings and Grounds           | 11,030.40    |  |              | Transfers to Tax Title Liens or Foreclosed |              |
| Other Public Works                     |              |  |              | Balance December 31, 1969                  | 5,444.83     |
| HEALTH and WELFARE                     |              |  |              | TAX TITLE LIENS OUTSTANDING                |              |
| Health Services Except Environmental   | 13,440.00    |  |              | Balance January 1, 1969                    | 74,813.35    |
| Welfare-Public Assistance              | 15,800.00    |  |              | Transfers From Taxes                       |              |
| Hospitals, Clinics, First Aid          |              |  |              | Redeemed in 1969                           | 46,380.94    |
| Animal, Insect, & Rodent Control       |              |  |              | Cancelled, Abated or Adjusted (1969)       |              |
| Other Welfare Services                 |              |  |              | Transfers to Foreclosed Property           |              |
| RECREATION and CONSERVATION            |              |  |              | Balance December 31, 1969                  | 28,432.41    |
| Beaches and Boardwalks                 |              |  |              | PROPERTY ACQUIRED BY DEED OR               |              |
| Parks, Playgrounds, Shade Trees        | 25.00        |  |              | FORECLOSURE                                |              |
| Land Reclamation & Conservation        |              |  |              | Balance January 1, 1969                    | 158,325.00   |
| Other Recreational Services            | 30,248.65    |  |              | Transfers From Taxes or Liens              |              |
| EDUCATION (excluding schools)          |              |  |              | Sale for Cash (1969)                       | 3,146.78     |
| Libraries                              |              |  |              | Cancelled, Abated or Adjusted (1969)       |              |
| Other Educational Services             | 45,268.47    |  |              | Balance December 31, 1969                  | 155,178.22   |
| STATUTORY EXPENDITURES                 |              |  |              | CURRENT FINANCES DECEMBER 31, 1969         |              |
| Pensions & F.I.C.A.                    | 36,285.54    |  |              | ASSETS                                     |              |
| Employee Fringe Benefits               |              |  |              | Cash Dec. 31, 1969                         | 416,461.63   |
| Other Statutory Expenditures           |              |  |              | Taxes Receivable                           | 187,777.07   |
| MUNICIPAL FUNCTIONS                    |              |  |              | Tax Title Liens                            | 28,432.41    |
| CAPITAL IMPROVEMENTS                   |              |  |              | Foreclosed Property                        | 155,178.22   |
| DEBT SERVICE                           |              |  |              | Emergencies & Other Deferred Charges       | 46,000.00    |
| Principal Payments                     | 89,000.00    |  |              | State Aid Receivable                       | 71,651.42    |
| Interest Payments                      | 28,063.00    |  |              | Other Receivables                          | 4,258.69     |
| DEFERRED CHARGES                       |              |  |              | Total                                      | 909,759.44   |
| SCHOOL, COUNTY, SPECIAL DISTRICT TAXES | 9,000.00     |  |              | LIABILITIES                                |              |
| RESERVE FOR UNCOLLECTED TAXES          | 3,161,104.11 |  |              | Cash Liabilities                           | 208,090.58   |
|  | 265,101.82   |  |              | Reserves for Receivables                   | 375,646.39   |
| EXPENDITURES                           |              |  |              | Surplus Dec. 31, 1969                      | 326,022.47   |
| TOTAL                                  | 4,542,180.52 |  |              | Total                                      | 909,759.44   |

0609  
Population 1960 3,105  
Population 1969 3,480  
Moody Rating  
Land Area 94.70 Sq. Miles

MAURICE RIVER TWP - CUMBERLAND COUNTY  
Net Valuation Taxable 5,065,564  
State Equalized Value 12,616,597  
Net Valuation on Which County Taxes  
are apportioned: 12,831,708  
State Equalization Ratio .4015  
General Tax Rate Per \$100. 9.46  
State Equalized  
General Tax Rate: 3.79

PER CAPITA:  
Gross Debt 133.53  
Net Debt 34.89  
Debt Service 1.32  
Total Tax Levy 132.67  
Municipal Expenditures 80.89

PER CENT:  
Gross Debt 4.06  
Net Debt 1.06  
Tax Levy Collected 79.26  
Tax Levy Cancelled, Abated  
or Adjusted

| 1969 EXPENDITURES                             |            | 1969 REVENUES                                     |                     | 1969 PROPERTY TAX                          |                 |
|---|------------|---|---------------------|--|-----------------|
| <b>GENERAL GOVERNMENT</b>                     |            |   |                     | <b>STATE EQUALIZED TAX RATE</b>            |                 |
| Governing Body & Public Boards                | 4,500.00   | 1969 — Property Taxes Collected                   | 365,942.08          | Local District School Taxes                | 2.54 320,770.10 |
| Municipal Clerk                               | 2,400.00   | 1969 Payments in Lieu of Taxes                    |                     | Regional & Consolidated School Tax         |                 |
| Financial Administration                      | 14,250.00  | Delinquent Tax & Lien Collections                 | 79,127.01           | School Taxes in Municipal Budget           |                 |
| Assessment of Taxes                           | 4,500.00   | Business Personalty Replacement Taxes             | 49,253.00           | County Taxes                               | 1.08 136,162.61 |
| Collection of Taxes                           | 9,115.00   | Taxes from Public Utilities                       | 75,987.40           | County Library Taxes                       |                 |
| Planning, Housing & Development               | 3,600.00   | Other Miscellaneous Tax Revenues                  |                     | Local Municipal Purpose Taxes              |                 |
| Human Resources                               | 250.00     | State Aid Revenues                                | 42,808.35           | Veteran & Senior Citizen Taxes             | .18 22,200.00   |
| Elections                                     | 1,000.00   | Federal Aid Revenues                              |                     | Total Taxes for Rate Computation           | 3.80 479,132.71 |
| General Administration (other)                | 15,750.00  | Sale of Acquired Property                         | 3,383.61            | Special District Taxes                     | 2,500.00        |
| <b>JUDICIARY</b>                              |            | Other Miscellaneous Revenues                      | 17,881.55           | Bank Stock Taxes                           |                 |
| Municipal Courts                              | 4,190.00   | 1969 Revenues                                     | 634,383.00          | Added and Omitted Taxes                    | 2,269.43        |
| <b>PUBLIC SAFETY</b>                          |            | Prior Years Surplus Appropriated                  | 43,000.00           | Total Taxes Levied - ABSTRACT              | 461,702.14      |
| Fire Protection                               | 10,600.00  | REVENUES  | 677,383.00          | <b>TOTAL TAXES BILLED</b>                  | 461,702.14      |
| Police Protection                             | 700.00     |   |                     | <b>1969 TAXES COLLECTED</b>                | 365,942.08      |
| Civil Defense & Disaster Control              | 850.00     | <b>1969 REAL PROPERTY VALUATIONS</b>              |                     | 1969 Taxes Cancelled, Abated or Adjusted   |                 |
| Environmental Inspection & Control            | 975.00     | Code Class # of Parcels %VAL'N                    | ASSESSED VALUATION  | Transfer to Tax Title Liens or Foreclosed  |                 |
| Other Public Safety                           |            | 1 Vacant Land 1387 22.28                          | 1,093,410.00        | Balance Outstanding Dec. 31, 1969          | 95,760.06       |
| <b>PUBLIC WORKS</b>                           |            | 2 Residential 1247 58.22                          | 2,857,096.00        | <b>PRIOR YEARS TAXES OUTSTANDING</b>       |                 |
| Streets and Drainage                          | 64,000.00  | 3 Farm 40 4.07                                    | 199,873.00          | Balance January 1, 1969                    | 113,159.48      |
| Sewers and Sewage Processing                  |            | 4a Commercial 80 15.42                            | 756,715.00          | Collected in 1969                          | 70,728.87       |
| Garbage and Trash Disposal                    | 500.00     | 4b Industrial                                     |                     | Cancelled, Abated or Adjusted (1969)       |                 |
| Public Buildings and Grounds                  | 4,720.00   | 4c Apartments                                     |                     | Transfers to Tax Title Liens or Foreclosed |                 |
| Other Public Works                            |            | Total 2754 99.99                                  | 4,907,094.00        | Balance December 31, 1969                  | 42,430.61       |
| <b>HEALTH AND WELFARE</b>                     |            | <b>CAPITAL DEBT AUTHORIZED, DECEMBER 31, 1969</b> |                     | <b>TAX TITLE LIENS OUTSTANDING</b>         |                 |
| Health Services Except Environmental          | 375.00     | ISSUED AND UNISSUED                               | GROSS DEBT NET DEBT | Balance January 1, 1969                    | 39,296.12       |
| Welfare-Public Assistance                     | 2,450.00   | School  | 400,000 56,708      | Transfers From Taxes                       |                 |
| Hospitals, Clinics, First Aid                 |            | Self-liquidating                                  |                     | Redeemed in 1969                           | 8,398.14        |
| Animal, Insect, & Rodent Control              | 6,700.00   | Other   | 64,700 64,700       | Cancelled, Abated or Adjusted (1969)       |                 |
| Other Welfare Services                        |            | Total   | 464,700 121,408     | Transfers to Foreclosed Property           |                 |
| <b>RECREATION and CONSERVATION</b>            |            | ISSUED AND OUTSTANDING                            |                     | Balance December 31, 1969                  | 30,897.98       |
| Beaches and Boardwalks                        |            | School  | 400,000.00          | <b>PROPERTY ACQUIRED BY DEED OR</b>        |                 |
| Parks, Playgrounds, Shade Trees               |            | Self-Liquidating                                  |                     | <b>FORECLOSURE</b>                         |                 |
| Land Reclamation & Conservation               |            | Other   | 55,000.00           | Balance January 1, 1969                    | 40,040.00       |
| Other Recreational Services                   |            | Total   | 455,000.00          | Transfers From Taxes or Liens              |                 |
| <b>EDUCATION (excluding schools)</b>          |            | <b>EQUALIZED VALUATION BASIS</b>                  |                     | Sale for Cash (1969)                       |                 |
| Libraries                                     | 900.00     | <b>FOR NET DEBT COMPUTATION</b>                   | 11,443,058.67       | Cancelled, Abated or Adjusted (1969)       |                 |
| Other Educational Services                    |            | <b>1969 CAPITAL OUTLAY</b>                        | 17,475.00           | Balance December 31, 1969                  | 40,040.00       |
| <b>STATUTORY EXPENDITURES</b>                 |            | TOTAL   |                     | <b>CURRENT FINANCES DECEMBER 31, 1969</b>  |                 |
| Pensions & F.I.C.A.                           | 4,499.00   | Beaches and Boardwalks                            |                     | <b>ASSETS</b>                              |                 |
| Employee Fringe Benefits                      | 2,000.00   | Parks and Playgrounds                             |                     | Cash Dec. 31, 1969                         | 212,133.67      |
| Other Statutory Expenditures                  |            | Public Buildings and Grounds                      |                     | Taxes Receivable                           | 138,190.67      |
| <b>MUNICIPAL FUNCTIONS</b>                    |            | Vehicular Equipment                               | 2,475.00            | Tax Title Liens                            | 30,897.98       |
| <b>CAPITAL IMPROVEMENTS</b>                   | 15,000.00  | Streets, Roads, Sidewalks, Storm Sewers           | 15,000.00           | Foreclosed Property                        | 40,040.00       |
| <b>DEBT SERVICE</b>                           |            | Sewer System                                      |                     | Emergencies & Other Deferred Charges       | 2,981.20        |
| Principal Payments                            | 3,000.00   | Water Service                                     |                     | State Aid Receivable                       | 60,189.04       |
| Interest Payments                             | 1,590.36   | Other Utilities                                   |                     | Other Receivables                          | 16,034.26       |
| <b>DEFERRED CHARGES</b>                       | 1,293.00   | Hospitals and Clinics                             |                     | Total                                      | 500,466.82      |
| <b>SCHOOL, COUNTY, SPECIAL DISTRICT TAXES</b> | 459,432.71 | Garbage and Trash Disposal Facilities             |                     | <b>LIABILITIES</b>                         |                 |
| <b>RESERVE FOR UNCOLLECTED TAXES</b>          | 101,775.00 | Health Equipment                                  |                     | Cash Liabilities                           | 66,725.13       |
|   |            | Library and Education Facilities                  |                     | Reserves for Receivables                   | 225,162.91      |
|   |            | Conservation and Recreation                       |                     | Surplus Dec. 31, 1969                      | 208,578.78      |
| <b>EXPENDITURES</b>                           | 740,915.07 | Other Expenditures                                |                     | Total                                      | 500,466.82      |

0234  
Population 1960 11,460  
Population 1969 12,050  
Moody Rating  
Land Area 1.30 Sq. Miles

MAYWOOD BORO - BERG COUNTY  
Net Valuation Taxable 92,745,671  
State Equalized Value 92,569,788  
Net Valuation on Which County Taxes are apportioned: 92,755,066  
State Equalization Ratio 1.0019  
General Tax Rate Per \$100. 3.17  
State Equalized General Tax Rate: 3.17

PER CAPITA:  
Gross Debt 89.65  
Net Debt 18.20  
Debt Service .93  
Total Tax Levy 239.04  
Municipal Expenditures 99.85

PER CENT:  
Gross Debt 1.22  
Net Debt .25  
Tax Levy Collected 98.20  
Tax Levy Cancelled, Abated or Adjusted .42

| 1969 EXPENDITURES                             |                           | 19 REVENUES                                       |                           | 1969 PROPERTY TAX                          |                         |
|---|---------------------------|---|---------------------------|--|-------------------------|
| <b>GENERAL GOVERNMENT</b>                     |                           | 1969 — Property Taxes Collected                   |                           | <b>STATE EQUALIZED TAX RATE</b>            |                         |
| Governing Body & Public Boards                |                           |   | 2,834,673.61              | Local District School Taxes                | 1.87 1,729,551.75       |
| Municipal Clerk                               |                           | 1969 Payments in Lieu of Taxes                    | 15,609.26                 | Regional & Consolidated School Tax         |                         |
| Financial Administration                      | 26,900.00                 | Delinquent Tax & Lien Collections                 | 84,324.81                 | School Taxes in Municipal Budget           |                         |
| Assessment of Taxes                           | 13,779.00                 | Business Personalty Replacement Taxes             | 109,230.00                | County Taxes                               | .41 381,637.16          |
| Collection of Taxes                           | 24,150.00                 | Taxes from Public Utilities                       | 127,545.11                | County Library Taxes                       |                         |
| Planning, Housing & Development               | 6,610.00                  | Other Miscellaneous Tax Revenues                  |                           | Local Municipal Purpose Taxes              | .82 755,171.03          |
| Human Resources                               |                           | State Aid Revenues                                | 50,338.95                 | Veteran & Senior Citizen Taxes             | .07 67,460.00           |
| Elections                                     |                           | Federal Aid Revenues                              |                           | Total Taxes for Rate Computation           | 3.17 2,933,819.94       |
| General Administration (other)                | 71,172.00                 | Sale of Acquired Property                         |                           | Special District Taxes                     |                         |
| <b>JUDICIARY</b>                              |                           | Other Miscellaneous Revenues                      | 71,581.36                 | Bank Stock Taxes                           | 1,841.82                |
| Municipal Courts                              | 6,835.00                  | 1969 Revenues                                     | Total 3,293,303.10        | Added and Omitted Taxes                    | 12,206.30               |
| <b>PUBLIC SAFETY</b>                          |                           | Prior Years Surplus Appropriated                  | 40,000.00                 | Total Taxes Levied - ABSTRACT              | 2,880,408.06            |
| Fire Protection                               | 37,445.00                 | <b>REVENUES</b>                                   | <b>TOTAL</b> 3,333,303.10 | <b>TOTAL TAXES BILLED</b>                  | 2,886,625.94            |
| Police Protection                             | 312,507.00                |   |                           | <b>1969 TAXES COLLECTED</b>                | 2,834,673.61            |
| Civil Defense & Disaster Control              | 3,000.00                  | <b>1969 REAL PROPERTY VALUATIONS</b>              |                           | 1969 Taxes Cancelled, Abated or Adjusted   | 12,184.36               |
| Environmental Inspection & Control            | 4,438.00                  | Code Class # of Parcels %VAL'N ASSESSED VALUATION |                           | Transfer to Tax Title Liens or Foreclosed  | 190.20                  |
| Other Public Safety                           | 500.00                    | 1 Vacant Land 123 1.37 1,264,210.00               |                           | Balance Outstanding Dec. 31, 1969          | 39,577.77               |
| <b>PUBLIC WORKS</b>                           |                           | 2 Residential 2658 80.24 73,884,280.00            |                           | <b>PRIOR YEARS TAXES OUTSTANDING</b>       |                         |
| Streets and Drainage                          | 116,206.00                | 3 Farm  |                           | Balance January 1, 1969                    | 85,256.32               |
| Sewers and Sewage Processing                  |                           | 4a Commercial 88 7.76 7,146,500.00                |                           | Collected in 1969                          | 84,324.81               |
| Garbage and Trash Disposal                    | 89,600.00                 | 4b Industrial 21 4.51 4,149,470.00                |                           | Cancelled, Abated or Adjusted (1969)       | 931.51                  |
| Public Buildings and Grounds                  | 40,153.00                 | 4c Apartments 10 6.12 5,634,900.00                |                           | Transfers to Tax Title Liens or Foreclosed |                         |
| Other Public Works                            |                           | Total 2900 100.00 92,079,360.00                   |                           | Balance December 31, 1969                  |                         |
| <b>HEALTH and WELFARE</b>                     |                           | <b>CAPITAL DEBT AUTHORIZED, DECEMBER 31, 1969</b> |                           | <b>TAX TITLE LIENS OUTSTANDING</b>         |                         |
| Health Services Except Environmental          | 19,223.00                 | ISSUED AND UNISSUED GROSS DEBT NET DEBT           |                           | Balance January 1, 1969                    | 936.97                  |
| Welfare-Public Assistance                     | 1,300.00                  | School 546,000                                    |                           | Transfers From Taxes                       | 190.20                  |
| Hospitals, Clinics, First Aid                 |                           | Self-liquidating 315,000                          |                           | Redeemed in 1969                           |                         |
| Animal, Insect, & Rodent Control              |                           | Other 219,284                                     | 219,284                   | Cancelled, Abated or Adjusted (1969)       |                         |
| Other Welfare Services                        |                           | Total 1,080,284                                   | 219,284                   | Transfers to Foreclosed Property           |                         |
| <b>RECREATION and CONSERVATION</b>            |                           | <b>ISSUED AND OUTSTANDING</b>                     |                           | Balance December 31, 1969                  | 1,127.17                |
| Beaches and Boardwalks                        |                           | School 546,000.00                                 |                           | <b>PROPERTY ACQUIRED BY DEED OR</b>        |                         |
| Parks, Playgrounds, Shade Trees               | 32,108.00                 | Self-liquidating 315,000.30                       |                           | <b>FORECLOSURE</b>                         |                         |
| Land Reclamation & Conservation               |                           | Other 190,835.00                                  |                           | Balance January 1, 1969                    | 14,820.00               |
| Other Recreational Services                   | 29,450.00                 | Total 1,051,835.30                                |                           | Transfers From Taxes or Liens              |                         |
| <b>EDUCATION (excluding schools)</b>          |                           | <b>EQUALIZED VALUATION BASIS</b>                  |                           | Sale for Cash (1969)                       |                         |
| Libraries                                     | 50,434.00                 | <b>FOR NET DEBT COMPUTATION</b>                   | 88,786,929.00             | Cancelled, Abated or Adjusted (1969)       |                         |
| Other Educational Services                    |                           | <b>1969 CAPITAL OUTLAY</b>                        | <b>TOTAL</b> 199,991.90   | Balance December 31, 1969                  | 14,820.00               |
| <b>STATUTORY EXPENDITURES</b>                 |                           | Beaches and Boardwalks                            |                           | <b>CURRENT FINANCES DECEMBER 31, 1969</b>  |                         |
| Pensions & F.I.C.A.                           | 53,724.55                 | Parks and Playgrounds                             |                           | <b>ASSETS</b>                              |                         |
| Employee Fringe Benefits                      | 12,100.00                 | Public Buildings and Grounds                      | 5,500.00                  | Cash Dec. 31, 1969                         | 315,033.86              |
| Other Statutory Expenditures                  |                           | Vehicular Equipment                               | 12,796.73                 | Taxes Receivable                           | 39,577.77               |
| <b>MUNICIPAL FUNCTIONS</b>                    | <b>TOTAL</b> 951,634.55   | Streets, Roads, Sidewalks, Storm Sewers           | 173,827.17                | Tax Title Liens                            | 1,127.17                |
| <b>CAPITAL IMPROVEMENTS</b>                   | 28,804.00                 | Sewer System                                      |                           | Foreclosed Property                        | 14,820.00               |
| <b>DEBT SERVICE</b>                           |                           | Water Service                                     |                           | Emergencies & Other Deferred Charges       | 22,500.00               |
| Principal Payments                            | 10,000.00                 | Other Utilities                                   |                           | State Aid Receivable                       | 5,012.00                |
| Interest Payments                             | 1,181.25                  | Hospitals and Clinics                             |                           | Other Receivables                          | 5,499.30                |
| <b>DEFERRED CHARGES</b>                       | 88,723.92                 | Garbage and Trash Disposal Facilities             |                           | <b>LIABILITIES</b>                         | <b>Total</b> 403,570.10 |
| <b>SCHOOL, COUNTY, SPECIAL DISTRICT TAXES</b> | 2,111,188.91              | Health Equipment                                  |                           | Cash Liabilities                           | 136,225.91              |
| <b>RESERVE FOR UNCOLLECTED TAXES</b>          | 122,832.00                | Library and Education Facilities                  |                           | Reserves for Receivables                   | 61,024.24               |
| <b>EXPENDITURES</b>                           | <b>TOTAL</b> 3,314,364.63 | Conservation and Recreation                       |                           | Surplus Dec. 31, 1969                      | 206,319.95              |
|   |                           | Other Expenditures                                | 7,868.00                  | <b>Total</b>                               | 403,570.10              |

0320  
Population 1960 4,844  
Population 1969 7,260  
BBB  
Moody Rating  
Land Area 40.32 Sq. Miles

MEDFORD TWP  
Net Valuation Taxable 52,083,742  
State Equalized Value 59,949,058  
Net Valuation on Which County Taxes are apportioned: 61,028,997  
State Equalization Ratio .8688

- BURLINGTON COUNTY  
General Tax Rate Per \$100. 3.52  
State Equalized General Tax Rate: 3.05

PER CAPITA:  
Gross Debt 692.40  
Net Debt 30.36  
Debt Service .85  
Total Tax Levy 255.61  
Municipal Expenditures 102.81

PER CENT:  
Gross Debt 9.28  
Net Debt .41  
Tax Levy Collected 89.60  
Tax Levy Cancelled, Abated or Adjusted .15

| 1969 EXPENDITURES                      |                     | 1969 REVENUES                          |              | 1969 PROPERTY TAX                          |                   |
|--|---------------------|--|--------------|--|-------------------|
| <b>GENERAL GOVERNMENT</b>              |                     | <b>1969 — Property Taxes Collected</b> |              | <b>STATE EQUALIZED TAX RATE</b>            |                   |
| Governing Body & Public Boards         |                     | 1969 Payments in Lieu of Taxes         | 1,662,695.76 | Local District School Taxes                | 1.45 869,514.00   |
| Municipal Clerk                        |                     | Delinquent Tax & Lien Collections      | 136,899.60   | Regional & Consolidated School Tax         | .66 394,985.75    |
| Financial Administration               | 29,350.00           | Business Personalty Replacement Taxes  | 39,157.00    | School Taxes in Municipal Budget           |                   |
| Assessment of Taxes                    | 9,100.00            | Taxes from Public Utilities            | 142,613.65   | County Taxes                               | .59 352,057.32    |
| Collection of Taxes                    | 14,750.00           | Other Miscellaneous Tax Revenues       |              | County Library Taxes                       | .03 15,616.16     |
| Planning, Housing & Development        | 3,816.00            | State Aid Revenues                     | 23,896.14    | Local Municipal Purpose Taxes              | .26 155,839.55    |
| Human Resources                        |                     | Federal Aid Revenues                   |              | Veteran & Senior Citizen Taxes             | .07 42,390.00     |
| Elections                              |                     | Sale of Acquired Property              |              | Total Taxes for Rate Computation           | 3.06 1,830,402.78 |
| General Administration (other)         | 26,500.00           | Other Miscellaneous Revenues           | 79,288.25    | Special District Taxes                     |                   |
| <b>JUDICIARY</b>                       |                     | 1969 Revenues                          | 2,084,550.40 | Bank Stock Taxes                           | 5,146.45          |
| Municipal Courts                       | 5,750.00            | Prior Years Surplus Appropriated       | 224,478.62   | Added and Omitted Taxes                    | 62,564.48         |
| <b>PUBLIC SAFETY</b>                   |                     | <b>REVENUES</b>                        | <b>TOTAL</b> | Total Taxes Levied - ABSTRACT              | 1,855,723.71      |
| Fire Protection                        | 15,657.00           |  | 2,309,029.02 | <b>TOTAL TAXES BILLED</b>                  | 1,855,723.71      |
| Police Protection                      | 125,300.00          |  |              | 1969 TAXES COLLECTED                       | 1,662,695.76      |
| Civil Defense & Disaster Control       | 2,500.00            |  |              | 1969 Taxes Cancelled, Abated or Adjusted   | 2,701.36          |
| Environmental Inspection & Control     | 6,150.00            |  |              | Transfer to Tax Title Liens or Foreclosed  | 53,746.94         |
| Other Public Safety                    |                     |  |              | Balance Outstanding Dec. 31, 1969          | 136,579.65        |
| <b>PUBLIC WORKS</b>                    |                     |  |              | <b>PRIOR YEARS TAXES OUTSTANDING</b>       |                   |
| Streets and Drainage                   | 124,993.00          |  |              | Balance January 1, 1969                    | 146,229.89        |
| Sewers and Sewage Processing           |                     |  |              | Collected in 1969                          | 123,836.15        |
| Garbage and Trash Disposal             | 46,000.00           |  |              | Cancelled, Abated or Adjusted (1969)       |                   |
| Public Buildings and Grounds           | 17,680.00           |  |              | Transfers to Tax Title Liens or Foreclosed | 13,110.85         |
| Other Public Works                     |                     |  |              | Balance December 31, 1969                  | 9,282.89          |
| <b>HEALTH and WELFARE</b>              |                     |  |              | <b>TAX TITLE LIENS OUTSTANDING</b>         |                   |
| Health Services Except Environmental   | 1,750.00            |  |              | Balance January 1, 1969                    | 17,362.74         |
| Welfare-Public Assistance              | 2,400.00            |  |              | Transfers From Taxes                       | 67,979.61         |
| Hospitals, Clinics, First Aid          |                     |  |              | Redeemed in 1969                           | 13,063.45         |
| Animal, Insect, & Rodent Control       | 2,170.00            |  |              | Cancelled, Abated or Adjusted (1969)       | 741.14            |
| Other Welfare Services                 |                     |  |              | Transfers to Foreclosed Property           |                   |
| <b>RECREATION and CONSERVATION</b>     |                     |  |              | Balance December 31, 1969                  | 71,537.76         |
| Beaches and Boardwalks                 |                     |  |              | <b>PROPERTY ACQUIRED BY DEED OR</b>        |                   |
| Parks, Playgrounds, Shade Trees        | 9,500.00            |  |              | <b>FORECLOSURE</b>                         |                   |
| Land Reclamation & Conservation        |                     |  |              | Balance January 1, 1969                    | 700.00            |
| Other Recreational Services            | 4,470.00            |  |              | Transfers From Taxes or Liens              |                   |
| <b>EDUCATION (excluding schools)</b>   |                     |  |              | Sale for Cash (1969)                       |                   |
| Libraries                              | 3,000.00            |  |              | Cancelled, Abated or Adjusted (1969)       |                   |
| Other Educational Services             |                     |  |              | Balance December 31, 1969                  | 700.00            |
| <b>STATUTORY EXPENDITURES</b>          |                     |  |              | <b>CURRENT FINANCES DECEMBER 31, 1969</b>  |                   |
| Pensions & F.I.C.A.                    | 15,820.00           |  |              | <b>ASSETS</b>                              |                   |
| Employee Fringe Benefits               | 8,000.00            |  |              | Cash Dec. 31, 1969                         | 552,942.66        |
| Other Statutory Expenditures           |                     |  |              | Taxes Receivable                           | 145,862.54        |
| <b>MUNICIPAL FUNCTIONS</b>             |                     |  |              | Tax Title Liens                            | 71,537.76         |
| <b>CAPITAL IMPROVEMENTS</b>            |                     |  |              | Foreclosed Property                        | 700.00            |
| <b>DEBT SERVICE</b>                    |                     |  |              | Emergencies & Other Deferred Charges       | 12,632.00         |
| Principal Payments                     | 6,175.00            |  |              | State Aid Receivable                       |                   |
| Interest Payments                      |                     |  |              | Other Receivables                          | 2,573.24          |
| <b>DEFERRED CHARGES</b>                |                     |  |              | Total                                      | 786,248.20        |
| SCHOOL, COUNTY, SPECIAL DISTRICT TAXES | 9,355.62            |  |              | <b>LIABILITIES</b>                         |                   |
| RESERVE FOR UNCOLLECTED TAXES          | 1,632,173.23        |  |              | Cash Liabilities                           | 66,125.47         |
|  | 175,420.00          |  |              | Reserves for Receivables                   | 220,673.54        |
| <b>EXPENDITURES</b>                    |                     |  |              | Surplus Dec. 31, 1969                      | 499,449.19        |
| <b>TOTAL</b>                           | <b>2,378,537.85</b> |  |              | Total                                      | 786,248.20        |

0321  
Population 1960 2,876  
Population 1969 4,280  
Moody Rating  
Land Area 1.22 Sq. Miles

MEDFORD LAKES BORO - BURLINGTON COUNTY  
Net Valuation Taxable 26,778,404  
State Equalized Value 28,766,144  
Net Valuation on Which County Taxes are apportioned: 28,499,842  
State Equalization Ratio .9309  
General Tax Rate Per \$100. 3.68  
State Equalized General Tax Rate: 3.42

PER CAPITA:  
Gross Debt 383.89  
Net Debt 40.89  
Debt Service 5.01  
Total Tax Levy 227.75  
Municipal Expenditures 75.95

PER CENT:  
Gross Debt 6.14  
Net Debt .65  
Tax Levy Collected 97.09  
Tax Levy Cancelled, Abated or Adjusted .12

| 1969 EXPENDITURES                      |              | 1969 REVENUES                                     |  | 1969 PROPERTY TAX                          |  |
|--|--------------|---|--|--|--|
| GENERAL GOVERNMENT                     |              | 1969 — Property Taxes Collected                   |  | STATE EQUALIZED TAX RATE                   |  |
| Governing Body & Public Boards         |              | 947,853.14  |  | Local District School Taxes 1.43           |  |
| Municipal Clerk                        |              | 1969 Payments in Lieu of Taxes                    |  | Regional & Consolidated School Tax .95     |  |
| Financial Administration               | 17,450.00    | 28,272.73   |  | School Taxes in Municipal Budget           |  |
| Assessment of Taxes                    | 4,975.00     | 3,912.00  |  | County Taxes .57                           |  |
| Collection of Taxes                    | 400.00       | 40,085.91   |  | County Library Taxes .03                   |  |
| Planning, Housing & Development        | 1,450.00     | Other Miscellaneous Tax Revenues                  |  | Local Municipal Purpose Taxes .34          |  |
| Human Resources                        |              | 21,017.24   |  | Veteran & Senior Citizen Taxes .10         |  |
| Elections                              |              | State Aid Revenues                                |  | Total Taxes for Rate Computation 3.42      |  |
| General Administration (other)         | 29,200.00    | Federal Aid Revenues                              |  | Special District Taxes                     |  |
| JUDICIARY                              |              | Sale of Acquired Property                         |  | Bank Stock Taxes                           |  |
| Municipal Courts                       | 2,500.00     | Other Miscellaneous Revenues                      |  | Added and Omitted Taxes                    |  |
| PUBLIC SAFETY                          |              | 1969 Revenues Total 1,134,676.20                  |  | Total Taxes Levied - ABSTRACT              |  |
| Fire Protection                        | 7,600.00     | Prior Years Surplus Appropriated                  |  | TOTAL TAXES BILLED                         |  |
| Police Protection                      | 59,750.00    | REVENUES TOTAL 1,202,676.20                       |  | 1969 TAXES COLLECTED                       |  |
| Civil Defense & Disaster Control       | 300.00       | 1969 REAL PROPERTY VALUATIONS                     |  | 1969 Taxes Cancelled, Abated or Adjusted   |  |
| Environmental Inspection & Control     | 3,100.00     | Code Class # of Parcels %VAL'N ASSESSED VALUATION |  | Transfer to Tax Title Liens or Foreclosed  |  |
| Other Public Safety                    |              | 1 1 Vacant Land 253 2.27 604,372.00               |  | Balance Outstanding Dec. 31, 1969          |  |
| PUBLIC WORKS                           |              | 2 2 Residential 1290 95.88 25,543,075.00          |  | PRIOR YEARS TAXES OUTSTANDING              |  |
| Streets and Drainage                   | 53,300.00    | 3 3 Farm 494,375.00                               |  | Balance January 1, 1969                    |  |
| Sewers and Sewage Processing           | 23,700.00    | 4a 4a Commercial 15 1.86                          |  | Collected in 1969                          |  |
| Garbage and Trash Disposal             | 28,300.00    | 4b 4b Industrial                                  |  | Cancelled, Abated or Adjusted (1969)       |  |
| Public Buildings and Grounds           | 975.00       | 4c 4c Apartments                                  |  | Transfers to Tax Title Liens or Foreclosed |  |
| Other Public Works                     |              | Total 1558 100.01 26,641,822.00                   |  | Balance December 31, 1969                  |  |
| HEALTH and WELFARE                     |              | CAPITAL DEBT AUTHORIZED, DECEMBER 31, 1969        |  | TAX TITLE LIENS OUTSTANDING                |  |
| Health Services Except Environmental   | 1,600.00     | ISSUED AND UNISSUED                               |  | Balance January 1, 1969                    |  |
| Welfare-Public Assistance              | 2,600.00     | SCHOOL GROSS DEBT                                 |  | Transfers From Taxes                       |  |
| Hospitals, Clinics, First Aid          |              | 1,468,047   |  | Redeemed in 1969                           |  |
| Animal, Insect, & Rodent Control       |              | Self-liquidating                                  |  | Cancelled, Abated or Adjusted (1969)       |  |
| Other Welfare Services                 |              | Other 175,000                                     |  | Transfers to Foreclosed Property           |  |
| RECREATION and CONSERVATION            |              | Total 1,643,047                                   |  | Balance December 31, 1969                  |  |
| Beaches and Boardwalks                 |              | ISSUED AND OUTSTANDING                            |  | PROPERTY ACQUIRED BY DEED OR               |  |
| Parks, Playgrounds, Shade Trees        |              | SCHOOL  |  | FORECLOSURE                                |  |
| Land Reclamation & Conservation        |              | Self-Liquidating                                  |  | Balance January 1, 1969                    |  |
| Other Recreational Services            |              | Other 175,000.00                                  |  | Transfers From Taxes or Liens              |  |
| EDUCATION (excluding schools)          |              | Total 1,370,605.10                                |  | Sale for Cash (1969)                       |  |
| Libraries                              |              | EQUALIZED VALUATION BASIS                         |  | Cancelled, Abated or Adjusted (1969)       |  |
| Other Educational Services             |              | FOR NET DEBT COMPUTATION                          |  | Balance December 31, 1969                  |  |
| STATUTORY EXPENDITURES                 |              | 1969 CAPITAL OUTLAY TOTAL 8,900.00                |  | CURRENT FINANCES DECEMBER 31, 1969         |  |
| Pensions & F.I.C.A.                    | 9,000.00     | Beaches and Boardwalks                            |  | ASSETS                                     |  |
| Employee Fringe Benefits               | 3,750.00     | Parks and Playgrounds                             |  | Cash Dec. 31, 1969                         |  |
| Other Statutory Expenditures           |              | Public Buildings and Grounds                      |  | Taxes Receivable                           |  |
| MUNICIPAL FUNCTIONS                    |              | Vehicular Equipment                               |  | Tax Title Liens                            |  |
| CAPITAL IMPROVEMENTS                   |              | Streets, Roads, Sidewalks, Storm Sewers           |  | Foreclosed Property                        |  |
| DEBT SERVICE                           |              | Sewer System                                      |  | Emergencies & Other Deferred Charges       |  |
| Principal Payments                     | 15,000.00    | Water Service                                     |  | State Aid Receivable                       |  |
| Interest Payments                      | 6,460.00     | Other Utilities                                   |  | Other Receivables                          |  |
| DEFERRED CHARGES                       |              | Hospitals and Clinics                             |  | Total                                      |  |
| SCHOOL, COUNTY, SPECIAL DISTRICT TAXES |              | Garbage and Trash Disposal Facilities             |  | LIABILITIES                                |  |
| RESERVE FOR UNCOLLECTED TAXES          |              | Health Equipment                                  |  | Cash Liabilities                           |  |
|  |              | Library and Education Facilities                  |  | Reserves for Receivables                   |  |
|  |              | Conservation and Recreation                       |  | Surplus Dec. 31, 1969                      |  |
| EXPENDITURES                           |              | Other Expenditures                                |  | Total                                      |  |
| TOTAL                                  | 1,182,908.62 |   |  |  |  |



1418  
Population 1960 2,371  
Population 1969 3,330  
  
Moody Rating BAA  
Land Area 6.70 Sq. Miles

MENDHAM BORO. - MORRIS COUNTY  
Net Valuation Taxable 13,389,200  
State Equalized Value 24,008,636 General Tax Rate Per \$100. 8.61  
Net Valuation on Which County Taxes are apportioned: 34,242,767  
State Equalization Ratio .3937 General Tax Rate: 3.38

PER CAPITA:  
Gross Debt 701.95  
Net Debt 169.03  
Debt Service  
Total Tax Levy 348.89  
Municipal Expenditures 128.58

PER CENT:  
Gross Debt 7.80  
Net Debt 1.88  
Tax Levy Collected 95.15  
Tax Levy Cancelled, Abated or Adjusted .40

| 1969 EXPENDITURES                            |           | 1969 REVENUES                                   |  | 1969 PROPERTY TAX                          |              |
|--|-----------|---|--|--|--------------|
| <b>GENERAL GOVERNMENT</b>                    |           | 1969 — Property Taxes Collected 1,106,707.43    |  | <b>STATE EQUALIZED TAX RATE</b>            |              |
| Governing Body & Public Boards               |           | 1969 Payments in Lieu of Taxes                  |  | Local District School Taxes 1.56           | 530,611.61   |
| Municipal Clerk                              |           | Delinquent Tax & Lien Collections 38,862.07     |  | Regional & Consolidated School Tax .78     | 265,307.44   |
| Financial Administration 3,625.00            |           | Business Personalty Replacement Taxes 25,424.00 |  | School Taxes in Municipal Budget           |              |
| Assessment of Taxes 5,195.00                 |           | Taxes from Public Utilities 60,091.95           |  | County Taxes .41                           | 138,900.03   |
| Collection of Taxes 3,556.00                 |           | Other Miscellaneous Tax Revenues                |  | County Library Taxes .03                   | 10,364.92    |
| Planning, Housing & Development 6,035.00     |           | State Aid Revenues 12,002.85                    |  | Local Municipal Purpose Taxes .57          | 193,254.54   |
| Human Resources                              |           | Federal Aid Revenues                            |  | Veteran & Senior Citizen Taxes .04         | 13,100.00    |
| Elections                                    |           | Sale of Acquired Property                       |  | Total Taxes for Rate Computation 3.39      | 1,151,538.54 |
| General Administration (other) 23,635.00     |           | Other Miscellaneous Revenues 30,755.57          |  | Special District Taxes                     |              |
| <b>JUDICIARY</b>                             |           | 1969 Revenues Total 1,273,843.87                |  | Bank Stock Taxes                           | 23,360.69    |
| Municipal Courts 4,296.00                    |           | Prior Years Surplus Appropriated 120,000.00     |  | Added and Omitted Taxes                    | 1,161,799.23 |
| <b>PUBLIC SAFETY</b>                         |           | <b>REVENUES TOTAL 1,393,843.87</b>              |  | Total Taxes Levied - ABSTRACT              | 1,163,072.56 |
| Fire Protection 11,210.00                    |           |   |  | <b>TOTAL TAXES BILLED</b>                  | 1,106,707.43 |
| Police Protection 55,106.00                  |           |   |  | <b>1969 TAXES COLLECTED</b>                | 4,657.34     |
| Civil Defense & Disaster Control 2,000.00    |           |   |  | 1969 Taxes Cancelled, Abated or Adjusted   | 346.56       |
| Environmental Inspection & Control 2,875.00  |           |   |  | Transfer to Tax Title Liens or Foreclosed  | 51,361.23    |
| Other Public Safety                          |           |   |  | Balance Outstanding Dec. 31, 1969          |              |
| <b>PUBLIC WORKS</b>                          |           |   |  | <b>PRIOR YEARS TAXES OUTSTANDING</b>       | 47,430.61    |
| Streets and Drainage 69,080.00               |           |   |  | Balance January 1, 1969                    | 37,004.35    |
| Sewers and Sewage Processing                 |           |   |  | Collected in 1969                          | 368.72       |
| Garbage and Trash Disposal                   |           |   |  | Cancelled, Abated or Adjusted (1969)       |              |
| Public Buildings and Grounds 11,890.00       |           |   |  | Transfers to Tax Title Liens or Foreclosed | 10,057.54    |
| Other Public Works                           |           |   |  | Balance December 31, 1969                  |              |
| <b>HEALTH and WELFARE</b>                    |           |   |  | <b>TAX TITLE LIENS OUTSTANDING</b>         | 3,014.31     |
| Health Services Except Environmental         | 8,263.00  |   |  | Balance January 1, 1969                    | 346.56       |
| Welfare-Public Assistance 500.00             |           |   |  | Transfers From Taxes                       | 1,857.72     |
| Hospitals, Clinics, First Aid                |           |   |  | Redeemed in 1969                           |              |
| Animal, Insect, & Rodent Control             |           |   |  | Cancelled, Abated or Adjusted (1969)       |              |
| Other Welfare Services                       |           |   |  | Transfers to Foreclosed Property           | 1,503.15     |
| <b>RECREATION and CONSERVATION</b>           |           |   |  | Balance December 31, 1969                  |              |
| Beaches and Boardwalks                       | 15,830.00 |   |  | <b>PROPERTY ACQUIRED BY DEED OR</b>        |              |
| Parks, Playgrounds, Shade Trees              |           |   |  | <b>FORECLOSURE</b>                         | 1,150.00     |
| Land Reclamation & Conservation              |           |   |  | Balance January 1, 1969                    |              |
| Other Recreational Services                  |           |   |  | Transfers From Taxes or Liens              |              |
| <b>EDUCATION (excluding schools)</b>         |           |   |  | Sale for Cash (1969)                       |              |
| Libraries 2,000.00                           |           |   |  | Cancelled, Abated or Adjusted (1969)       | 1,150.00     |
| Other Educational Services                   |           |   |  | Balance December 31, 1969                  |              |
| <b>STATUTORY EXPENDITURES</b>                |           |   |  | <b>CURRENT FINANCES DECEMBER 31, 1969</b>  |              |
| Pensions & F.I.C.A. 17,355.00                |           |   |  | <b>ASSETS</b>                              |              |
| Employee Fringe Benefits 8,225.00            |           |   |  | Cash Dec. 31, 1969                         | 324,801.25   |
| Other Statutory Expenditures                 |           |   |  | Taxes Receivable                           | 61,418.77    |
| <b>MUNICIPAL FUNCTIONS</b>                   |           |   |  | Tax Title Liens                            | 1,503.15     |
| <b>CAPITAL IMPROVEMENTS</b>                  |           |   |  | Foreclosed Property                        | 1,150.00     |
| <b>DEBT SERVICE</b>                          |           |   |  | Emergencies & Other Deferred Charges       | 64.45        |
| Principal Payments                           |           |   |  | State Aid Receivable                       | 21,041.00    |
| Interest Payments                            |           |   |  | Other Receivables                          | 1,478.11     |
|  |           |   |  | Total                                      | 411,456.73   |
| <b>DEFERRED CHARGES</b>                      |           |   |  | <b>LIABILITIES</b>                         |              |
| SCHOOL, COUNTY, SPECIAL DISTRICT TAXES 26.51 |           |   |  | Cash Liabilities                           | 71,796.15    |
| RESERVE FOR UNCOLLECTED TAXES 945,184.00     |           |   |  | Reserves for Receivables                   | 65,550.03    |
|  |           |   |  | Surplus Dec. 31, 1969                      | 274,110.55   |
| <b>EXPENDITURES TOTAL 1,373,365.39</b>       |           |   |  | Total                                      | 411,456.73   |

|                          |       |  |            |                             |      |                        |          |  |       |
|--------------------------|-------|--|------------|-----------------------------|------|------------------------|----------|--|-------|
| 1419                     |       | MENDHAM TWP.   | - MORRIS   | COUNTY                      |      | PER CAPITA:            |          | PER CENT:                              |       |
| Population 1960          | 2,256 | Net Valuation Taxable                                | 23,707,232 |                             |      | Gross Debt             | 1,148.01 | Gross Debt                             | 9.05  |
| Population 1969          | 3,170 | State Equalized Value                                | 44,131,109 | General Tax Rate Per \$100. | 5.94 | Net Debt               | 506.17   | Net Debt                               | 3.99  |
| Moody Rating             |       | Net Valuation on Which County Taxes are apportioned: | 45,771,870 | State Equalized             |      | Debt Service           | 3.47     | Tax Levy Collected                     | 94.38 |
| Land Area 17.60 Sq Miles |       | State Equalization Ratio                             | .5372      | General Tax Rate:           | 3.19 | Total Tax Levy         | 445.04   | Tax Levy Cancelled, Abated or Adjusted | .49   |
|                          |       |  |            |                             |      | Municipal Expenditures | 174.86   |  |       |

| 1969 EXPENDITURES                      |              | 1969 REVENUES                         |              | 1969 PROPERTY TAX                          |                   |
|--|--------------|---------------------------------------|--------------|--|-------------------|
| GENERAL GOVERNMENT                     |              | 1969 — Property Taxes Collected       |              | STATE EQUALIZED TAX RATE                   |                   |
| Governing Body & Public Boards         |              | 1969 Payments in Lieu of Taxes        | 1,333,561.62 | Local District School Taxes                | 1.42 624,999.01   |
| Municipal Clerk                        |              | Delinquent Tax & Lien Collections     | 62,946.10    | Regional & Consolidated School Tax         | .64 280,267.06    |
| Financial Administration               | 17,300.00    | Business Personalty Replacement Taxes | 2,431.00     | School Taxes in Municipal Budget           |                   |
| Assessment of Taxes                    | 5,800.00     | Taxes from Public Utilities           | 51,870.14    | County Taxes                               | .42 185,696.78    |
| Collection of Taxes                    | 6,100.00     | Other Miscellaneous Tax Revenues      |              | County Library Taxes                       | .03 13,857.04     |
| Planning, Housing & Development        | 4,500.00     | State Aid Revenues                    | 28,130.00    | Local Municipal Purpose Taxes              | .65 286,015.25    |
| Human Resources                        |              | Federal Aid Revenues                  |              | Veteran & Senior Citizen Taxes             | .03 15,160.00     |
| Elections                              |              | Sale of Acquired Property             |              | Total Taxes for Rate Computation           | 3.19 1,405,995.14 |
| General Administration (other)         | 46,675.00    | Other Miscellaneous Revenues          | 29,619.13    | Special District Taxes                     |                   |
| JUDICIARY                              |              | 1969 Revenues                         | 1,508,557.99 | Bank Stock Taxes                           | 384.32            |
| Municipal Courts                       | 5,050.00     | Prior Years Surplus Appropriated      | 138,000.00   | Added and Omitted Taxes                    | 19,541.62         |
| PUBLIC SAFETY                          |              | REVENUES                              | 1,646,557.99 | Total Taxes Levied - ABSTRACT              | 1,410,761.08      |
| Fire Protection                        | 11,470.00    |                                       |              | TOTAL TAXES BILLED                         | 1,413,025.55      |
| Police Protection                      | 62,100.00    |                                       |              | 1969 TAXES COLLECTED                       | 1,333,561.62      |
| Civil Defense & Disaster Control       | 1,500.00     |                                       |              | 1969 Taxes Cancelled, Abated or Adjusted   | 6,912.87          |
| Environmental Inspection & Control     | 3,150.00     |                                       |              | Transfer to Tax Title Liens or Foreclosed  | 6,462.72          |
| Other Public Safety                    |              |                                       |              | Balance Outstanding Dec. 31, 1969          | 66,088.34         |
| PUBLIC WORKS                           |              |                                       |              |  |                   |
| Streets and Drainage                   | 130,975.00   |                                       |              | PRIOR YEARS TAXES OUTSTANDING              |                   |
| Sewers and Sewage Processing           |              |                                       |              | Balance January 1, 1969                    | 71,432.13         |
| Garbage and Trash Disposal             | 2,060.00     |                                       |              | Collected in 1969                          | 62,946.10         |
| Public Buildings and Grounds           | 14,000.00    |                                       |              | Cancelled, Abated or Adjusted (1969)       | 295.91            |
| Other Public Works                     |              |                                       |              | Transfers to Tax Title Liens or Foreclosed | 8,181.82          |
| HEALTH and WELFARE                     |              |                                       |              | Balance December 31, 1969                  | 8.30              |
| Health Services Except Environmental   | 4,675.00     |                                       |              | TAX TITLE LIENS OUTSTANDING                |                   |
| Welfare-Public Assistance              | 600.00       |                                       |              | Balance January 1, 1969                    | 4,359.57          |
| Hospitals, Clinics, First Aid          | 450.00       |                                       |              | Transfers From Taxes                       | 15,898.61         |
| Animal, Insect, & Rodent Control       |              |                                       |              | Redeemed in 1969                           |                   |
| Other Welfare Services                 |              |                                       |              | Cancelled, Abated or Adjusted (1969)       |                   |
| RECREATION and CONSERVATION            |              |                                       |              | Transfers to Foreclosed Property           | 20,258.18         |
| Beaches and Boardwalks                 |              |                                       |              | Balance December 31, 1969                  |                   |
| Parks, Playgrounds, Shade Trees        | 5,000.00     |                                       |              | PROPERTY ACQUIRED BY DEED OR               |                   |
| Land Reclamation & Conservation        | 200.00       |                                       |              | FORECLOSURE                                |                   |
| Other Recreational Services            | 1,600.00     |                                       |              | Balance January 1, 1969                    |                   |
| EDUCATION (excluding schools)          |              |                                       |              | Transfers From Taxes or Liens              |                   |
| Libraries                              | 2,000.00     |                                       |              | Sale for Cash (1969)                       |                   |
| Other Educational Services             |              |                                       |              | Cancelled, Abated or Adjusted (1969)       |                   |
| STATUTORY EXPENDITURES                 |              |                                       |              | Balance December 31, 1969                  |                   |
| Pensions & F.I.C.A.                    | 16,528.00    |                                       |              | CURRENT FINANCES DECEMBER 31, 1969         |                   |
| Employee Fringe Benefits               | 3,700.00     |                                       |              | ASSETS                                     |                   |
| Other Statutory Expenditures           |              |                                       |              | Cash Dec. 31, 1969                         | 376,503.50        |
| MUNICIPAL FUNCTIONS                    |              |                                       |              | Taxes Receivable                           | 66,096.64         |
| CAPITAL IMPROVEMENTS                   |              |                                       |              | Tax Title Liens                            | 20,258.18         |
| DEBT SERVICE                           |              |                                       |              | Foreclosed Property                        |                   |
| Principal Payments                     |              |                                       |              | Emergencies & Other Deferred Charges       |                   |
| Interest Payments                      | 11,000.00    |                                       |              | State Aid Receivable                       | 15,000.00         |
| DEFERRED CHARGES                       |              |                                       |              | Other Receivables                          | 852.77            |
| SCHOOL, COUNTY, SPECIAL DISTRICT TAXES | 1,104,819.89 |                                       |              | Total                                      | 478,711.09        |
| RESERVE FOR UNCOLLECTED TAXES          | 155,887.57   |                                       |              | LIABILITIES                                |                   |
| EXPENDITURES                           |              |                                       |              | Cash Liabilities                           | 117,257.01        |
| TOTAL                                  | 1,659,140.46 |                                       |              | Reserves for Receivables                   | 87,207.59         |
|  |              |                                       |              | Surplus Dec. 31, 1969                      | 274,246.49        |
|  |              |                                       |              | Total                                      | 478,711.09        |

0424  
Population 1960 4,075  
Population 1969 4,030  
  
Moody Rating  
Land Area .63 Sq. Miles

MERCHANTVILLE BORO - CAMDEN COUNTY  
Net Valuation Taxable 10,201,017  
State Equalized Value 25,858,091  
Net Valuation on Which County Taxes are apportioned: 23,307,203  
State Equalization Ratio .3945  
General Tax Rate Per \$100. 8.18  
State Equalized General Tax Rate: 3.22

PER CAPITA:  
Gross Debt 59.27  
Net Debt 7.94  
Debt Service 1.40  
Total Tax Levy 204.05  
Municipal Expenditures 111.83

PER CENT:  
Gross Debt 1.10  
Net Debt .15  
Tax Levy Collected 99.09  
Tax Levy Cancelled, Abated or Adjusted .03

| 1969 EXPENDITURES                                 |  | 1969 REVENUES                                   |  | 1969 PROPERTY TAX                               |            |
|---|--|---|--|---|------------|
| <b>GENERAL GOVERNMENT</b>                         |  | 1969 — Property Taxes Collected 814,394.02      |  | <b>STATE EQUALIZED TAX RATE</b>                 |            |
| Governing Body & Public Boards                    |  | 1969 Payments in Lieu of Taxes                  |  | Local District School Taxes 1.42                | 366,672.00 |
| Municipal Clerk                                   |  | Delinquent Tax & Lien Collections 6,981.58      |  | Regional & Consolidated School Tax              |            |
| Financial Administration 18,100.00                |  | Business Personalty Replacement Taxes 16,500.00 |  | School Taxes in Municipal Budget                |            |
| Assessment of Taxes 4,075.00                      |  | Taxes from Public Utilities 82,050.25           |  | County Taxes .85                                | 218,832.40 |
| Collection of Taxes 3,120.00                      |  | Other Miscellaneous Tax Revenues                |  | County Library Taxes .02                        | 4,819.69   |
| Planning, Housing & Development 850.00            |  | State Aid Revenues 29,793.57                    |  | Local Municipal Purpose Taxes .85               | 219,781.31 |
| Human Resources                                   |  | Federal Aid Revenues                            |  | Veteran & Senior Citizen Taxes .10              | 24,880.00  |
| Elections 880.00                                  |  | Sale of Acquired Property                       |  | Total Taxes for Rate Computation 3.24           | 834,985.40 |
| General Administration (other) 21,755.00          |  | Other Miscellaneous Revenues 61,540.95          |  | Special District Taxes                          |            |
| <b>JUDICIARY</b>                                  |  | 1969 Revenues Total 1,011,260.37                |  | Bank Stock Taxes 4,218.69                       |            |
| Municipal Courts 1,665.00                         |  | Prior Years Surplus Appropriated 50,000.00      |  | Added and Omitted Taxes 7,980.98                |            |
| <b>PUBLIC SAFETY</b>                              |  | <b>REVENUES TOTAL 1,061,260.37</b>              |  | Total Taxes Levied - ABSTRACT 822,305.07        |            |
| Fire Protection 18,923.00                         |  |   |  | <b>TOTAL TAXES BILLED 821,842.94</b>            |            |
| Police Protection 122,428.00                      |  |   |  | <b>1969 TAXES COLLECTED 814,394.02</b>          |            |
| Civil Defense & Disaster Control 140.00           |  |   |  | 1969 Taxes Cancelled, Abated or Adjusted 280.00 |            |
| Environmental Inspection & Control 950.00         |  |   |  | Transfer to Tax Title Liens or Foreclosed       |            |
| Other Public Safety                               |  |   |  | Balance Outstanding Dec. 31, 1969 7,168.92      |            |
| <b>PUBLIC WORKS</b>                               |  |   |  | <b>PRIOR YEARS TAXES OUTSTANDING</b>            |            |
| Streets and Drainage 50,270.00                    |  |   |  | Balance January 1, 1969 7,779.27                |            |
| Sewers and Sewage Processing 43,245.00            |  |   |  | Collected in 1969 6,981.58                      |            |
| Garbage and Trash Disposal 18,660.00              |  |   |  | Cancelled, Abated or Adjusted (1969)            |            |
| Public Buildings and Grounds 13,465.00            |  |   |  | Transfers to Tax Title Liens or Foreclosed      |            |
| Other Public Works                                |  |   |  | Balance December 31, 1969 797.69                |            |
| <b>HEALTH and WELFARE</b>                         |  |   |  | <b>TAX TITLE LIENS OUTSTANDING</b>              |            |
| Health Services Except Environmental 2,230.00     |  |   |  | Balance January 1, 1969                         |            |
| Welfare-Public Assistance 950.00                  |  |   |  | Transfers From Taxes                            |            |
| Hospitals, Clinics, First Aid                     |  |   |  | Redeemed in 1969                                |            |
| Animal, Insect, & Rodent Control                  |  |   |  | Cancelled, Abated or Adjusted (1969)            |            |
| Other Welfare Services                            |  |   |  | Transfers to Foreclosed Property                |            |
| <b>RECREATION and CONSERVATION</b>                |  |   |  | Balance December 31, 1969                       |            |
| Beaches and Boardwalks                            |  |   |  | <b>PROPERTY ACQUIRED BY DEED OR</b>             |            |
| Parks, Playgrounds, Shade Trees                   |  |   |  | <b>FORECLOSURE</b>                              |            |
| Land Reclamation & Conservation                   |  |   |  | Balance January 1, 1969 350.00                  |            |
| Other Recreational Services 5,100.00              |  |   |  | Transfers From Taxes or Liens                   |            |
| <b>EDUCATION (excluding schools)</b>              |  |   |  | Sale for Cash (1969)                            |            |
| Libraries   |  |   |  | Cancelled, Abated or Adjusted (1969)            |            |
| Other Educational Services                        |  |   |  | Balance December 31, 1969 350.00                |            |
| <b>STATUTORY EXPENDITURES</b>                     |  |   |  | <b>CURRENT FINANCES DECEMBER 31, 1969</b>       |            |
| Pensions & F.I.C.A. 31,251.09                     |  |   |  | <b>ASSETS</b>                                   |            |
| Employee Fringe Benefits 4,800.00                 |  |   |  | Cash Dec. 31, 1969 203,052.31                   |            |
| Other Statutory Expenditures                      |  |   |  | Taxes Receivable 7,966.61                       |            |
| <b>MUNICIPAL FUNCTIONS</b>                        |  |   |  | Tax Title Liens                                 |            |
| <b>CAPITAL IMPROVEMENTS</b>                       |  |   |  | Foreclosed Property 350.00                      |            |
| <b>DEBT SERVICE</b>                               |  |   |  | Emergencies & Other Deferred Charges 4,676.00   |            |
| Principal Payments 5,000.00                       |  |   |  | State Aid Receivable 31,771.17                  |            |
| Interest Payments 641.25                          |  |   |  | Other Receivables 2,257.25                      |            |
|   |  |   |  | Total 250,073.34                                |            |
| <b>DEFERRED CHARGES</b>                           |  |   |  | <b>LIABILITIES</b>                              |            |
| SCHOOL, COUNTY, SPECIAL DISTRICT TAXES 590,324.09 |  |   |  | Cash Liabilities 113,136.46                     |            |
| RESERVE FOR UNCOLLECTED TAXES 28,988.75           |  |   |  | Reserves for Receivables 10,573.86              |            |
|   |  |   |  | Surplus Dec. 31, 1969 126,363.02                |            |
| <b>EXPENDITURES TOTAL 1,041,000.09</b>            |  |   |  | Total 250,073.34                                |            |

1210  
Population 1960 14,041  
Population 1969 17,230  
S & P Rating BBB  
Moody Rating A  
Land Area 2.80 Sq. Miles

METUCHEN BORO - MIDDLESEX COUNTY  
Net Valuation Taxable 46,969,441  
State Equalized Value 113,507,590  
Net Valuation on Which County Taxes  
are apportioned: 116,785,111  
State Equalization Ratio .4138

General Tax Rate Per \$100. 8.22  
State Equalized  
General Tax Rate: 3.40

PER CAPITA:  
Gross Debt 356.63  
Net Debt 171.93  
Debt Service 11.50  
Total Tax Levy 222.91  
Municipal Expenditures 101.00

PER CENT:  
Gross Debt 5.91  
Net Debt 2.85  
Tax Levy Collected 98.13  
Tax Levy Cancelled, Abated  
or Adjusted .02

| 1969 EXPENDITURES                             |                     | 1969 REVENUES                                     |  | 1969 PROPERTY TAX                          |  |
|---|---------------------|---|--|--|--|
| <b>GENERAL GOVERNMENT</b>                     |                     | 1969 — Property Taxes Collected                   |  | <b>STATE EQUALIZED TAX RATE</b>            |  |
| Governing Body & Public Boards                |                     | 3,768,813.76                                      |  | 2.14                                       |  |
| Municipal Clerk                               |                     | 9,286.39  |  | 2,427,077.00                               |  |
| Financial Administration                      | 25,569.10           | 102,390.56  |  | Regional & Consolidated School Tax         |  |
| Assessment of Taxes                           | 9,135.00            | 212,958.00  |  | School Taxes in Municipal Budget           |  |
| Collection of Taxes                           | 25,175.00           | 251,564.72  |  | County Taxes                               |  |
| Planning, Housing & Development               | 9,000.00            | 20,296.66   |  | County Library Taxes                       |  |
| Human Resources                               | 900.00              | 63,178.40   |  | Local Municipal Purpose Taxes              |  |
| Elections                                     | 3,800.00            | 102,531.18  |  | Veteran & Senior Citizen Taxes             |  |
| General Administration (other)                | 68,425.00           | 4,531,019.67                                      |  | Total Taxes for Rate Computation           |  |
| <b>JUDICIARY</b>                              |                     | 300,000.00  |  | Special District Taxes                     |  |
| Municipal Courts                              | 13,020.00           | 4,831,019.67                                      |  | Bank Stock Taxes                           |  |
| <b>PUBLIC SAFETY</b>                          |                     | REVENUES TOTAL                                    |  | Added and Omitted Taxes                    |  |
| Fire Protection                               | 56,835.00           | 1969 REAL PROPERTY VALUATIONS                     |  | Total Taxes Levied - ABSTRACT              |  |
| Police Protection                             | 357,025.00          | Code Class # of Parcels %VAL'N ASSESSED VALUATION |  | TOTAL TAXES BILLED                         |  |
| Civil Defense & Disaster Control              | 2,500.00            | 1 Vacant Land 256 1.80 821,445.00                 |  | 1969 TAXES COLLECTED                       |  |
| Environmental Inspection & Control            | 8,200.00            | 2 Residential 3815 77.44 35,251,278.00            |  | 1969 Taxes Cancelled, Abated or Adjusted   |  |
| Other Public Safety                           |                     | 3 Farm 4a Commercial 171 9.11 4,144,900.00        |  | Transfer to Tax Title Liens or Foreclosed  |  |
| <b>PUBLIC WORKS</b>                           |                     | 4b Industrial 43 5.39 2,454,200.00                |  | Balance Outstanding Dec. 31, 1969          |  |
| Streets and Drainage                          | 154,600.00          | 4c Apartments 15 6.25 2,846,380.00                |  | PRIOR YEARS TAXES OUTSTANDING              |  |
| Sewers and Sewage Processing                  | 149,920.00          | Total 4300 99.99 45,518,203.00                    |  | Balance January 1, 1969                    |  |
| Garbage and Trash Disposal                    | 135,175.00          | CAPITAL DEBT AUTHORIZED, DECEMBER 31, 1969        |  | Collected in 1969                          |  |
| Public Buildings and Grounds                  | 33,700.00           | ISSUED AND UNISSUED GROSS DEBT NET DEBT           |  | Cancelled, Abated or Adjusted (1969)       |  |
| Other Public Works                            |                     | School 2,849,000                                  |  | Transfers to Tax Title Liens or Foreclosed |  |
| <b>HEALTH and WELFARE</b>                     |                     | Self-liquidating 333,500                          |  | Balance December 31, 1969                  |  |
| Health Services Except Environmental          | 18,090.00           | Other 2,962,274                                   |  | TAX TITLE LIENS OUTSTANDING                |  |
| Welfare-Public Assistance                     | 6,850.00            | Total 6,144,774                                   |  | Balance January 1, 1969                    |  |
| Hospitals, Clinics, First Aid                 | 5,000.00            | ISSUED AND OUTSTANDING                            |  | Transfers From Taxes                       |  |
| Animal, Insect, & Rodent Control              |                     | School 2,849,000.00                               |  | Redeemed in 1969                           |  |
| Other Welfare Services                        |                     | Self-liquidating 333,000.00                       |  | Cancelled, Abated or Adjusted (1969)       |  |
| <b>RECREATION and CONSERVATION</b>            |                     | Other 2,305,495.61                                |  | Transfers to Foreclosed Property           |  |
| Beaches and Boardwalks                        | 36,665.00           | Total 5,487,495.61                                |  | Balance December 31, 1969                  |  |
| Parks, Playgrounds, Shade Trees               |                     | EQUALIZED VALUATION BASIS                         |  | PROPERTY ACQUIRED BY DEED OR               |  |
| Land Reclamation & Conservation               | 38,850.00           | FOR NET DEBT COMPUTATION                          |  | FORECLOSURE                                |  |
| Other Recreational Services                   |                     | 1969 CAPITAL OUTLAY TOTAL                         |  | Balance January 1, 1969                    |  |
| <b>EDUCATION (excluding schools)</b>          |                     | Beaches and Boardwalks                            |  | Transfers From Taxes or Liens              |  |
| Libraries                                     | 53,100.00           | Parks and Playgrounds                             |  | Sale for Cash (1969)                       |  |
| Other Educational Services                    |                     | Public Buildings and Grounds                      |  | Cancelled, Abated or Adjusted (1969)       |  |
| <b>STATUTORY EXPENDITURES</b>                 |                     | Vehicular Equipment                               |  | Balance December 31, 1969                  |  |
| Pensions & F.I.C.A.                           | 88,530.90           | Streets, Roads, Sidewalks, Storm Sewers           |  | CURRENT FINANCES DECEMBER 31, 1969         |  |
| Employee Fringe Benefits                      | 41,000.00           | Sewer System                                      |  | ASSETS                                     |  |
| Other Statutory Expenditures                  |                     | Water Service                                     |  | Cash Dec. 31, 1969                         |  |
| <b>MUNICIPAL FUNCTIONS</b>                    |                     | Other Utilities                                   |  | Taxes Receivable                           |  |
| <b>CAPITAL IMPROVEMENTS</b>                   |                     | Hospitals and Clinics                             |  | Tax Title Liens                            |  |
| <b>DEBT SERVICE</b>                           |                     | Garbage and Trash Disposal Facilities             |  | Foreclosed Property                        |  |
| Principal Payments                            | 125,000.00          | Health Equipment                                  |  | Emergencies & Other Deferred Charges       |  |
| Interest Payments                             | 73,097.75           | Library and Education Facilities                  |  | State Aid Receivable                       |  |
| <b>DEFERRED CHARGES</b>                       |                     | Conservation and Recreation                       |  | Other Receivables                          |  |
| <b>SCHOOL, COUNTY, SPECIAL DISTRICT TAXES</b> |                     | Other Expenditures                                |  | Total                                      |  |
| <b>RESERVE FOR-UNCOLLECTED TAXES</b>          |                     | 19,032.32   |  | LIABILITIES                                |  |
|   |                     |   |  | Cash Liabilities                           |  |
| <b>EXPENDITURES</b>                           |                     |   |  | Reserves for Receivables                   |  |
| <b>TOTAL</b>                                  | <b>4,772,301.80</b> |   |  | Surplus Dec. 31, 1969                      |  |
|   |                     |   |  | <b>Total</b>                               |  |

0506  
Population 1960 6,718  
Population 1969 7,710  
Moody Rating  
Land Area 73.89 Sq. Miles

MIDDLE TWP  
Net Valuation Taxable 40,815,447  
State Equalized Value 46,539,848  
Net Valuation on Which County Taxes  
are apportioned: 46,633,027  
State Equalization Ratio .8770  
- CAPE MAY COUNTY  
General Tax Rate Per \$100. 3.53  
State Equalized  
General Tax Rate: 3.09

PER CAPITA:  
Gross Debt 227.41  
Net Debt 7.49  
Debt Service .43  
Total Tax Levy 185.97  
Municipal Expenditures 90.02

PER CENT:  
Gross Debt 4.06  
Net Debt .13  
Tax Levy Collected 89.21  
Tax Levy Cancelled, Abated  
or Adjusted .11

| 1969 EXPENDITURES                      |               | 1969 REVENUES                          |              | 1969 PROPERTY TAX                          |                   |
|--|---------------|--|--------------|--|-------------------|
| GENERAL GOVERNMENT                     |               | 1969 — Property Taxes Collected        |              | STATE EQUALIZED TAX RATE                   |                   |
| Governing Body & Public Boards         |               | 1969 Payments in Lieu of Taxes         | 1,279,890.12 | Local District School Taxes                | 2.16 1,004,220.00 |
| Municipal Clerk                        |               | Delinquent Tax & Lien Collections      | 118,433.45   | Regional & Consolidated School Tax         |                   |
| Financial Administration               | 19,680.00     | Business Personality Replacement Taxes | 38,791.00    | School Taxes in Municipal Budget           |                   |
| Assessment of Taxes                    | 16,700.00     | Taxes from Public Utilities            | 194,115.84   | County Taxes                               | .55 254,045.52    |
| Collection of Taxes                    | 41,650.00     | Other Miscellaneous Tax Revenues       | 37,413.24    | County Library Taxes                       | .01 6,653.39      |
| Planning, Housing & Development        | 12,250.00     | State Aid Revenues                     | 11,610.00    | Local Municipal Purpose Taxes              | .23 106,272.84    |
| Human Resources                        | 1,000.00      | Federal Aid Revenues                   | 68,704.00    | Veteran & Senior Citizen Taxes             | .15 69,400.00     |
| Elections                              | 2,500.00      | Sale of Acquired Property              | 1,748,957.65 | Total Taxes for Rate Computation           | 3.10 1,440,591.75 |
| General Administration (other)         | 35,350.00     | Other Miscellaneous Revenues           | 138,000.00   | Special District Taxes                     | 52,440.14         |
| JUDICIARY                              |               | 1969 Revenues                          | 1,886,957.65 | Bank Stock Taxes                           | 4,270.80          |
| Municipal Courts                       | 9,150.00      | Prior Years Surplus Appropriated       |              | Added and Omitted Taxes                    | 5,942.03          |
| PUBLIC SAFETY                          |               | REVENUES                               | TOTAL        | Total Taxes Levied - ABSTRACT              | 1,433,844.72      |
| Fire Protection                        |               |  |              | TOTAL TAXES BILLED                         | 1,434,771.12      |
| Police Protection                      | 96,916.50     |  |              | 1969 TAXES COLLECTED                       | 1,279,890.12      |
| Civil Defense & Disaster Control       | 3,200.00      |  |              | 1969 Taxes Cancelled, Abated or Adjusted   | 1,571.19          |
| Environmental Inspection & Control     |               |  |              | Transfer to Tax Title Liens or Foreclosed  | 19,289.06         |
| Other Public Safety                    |               |  |              | Balance Outstanding Dec. 31, 1969          | 134,020.75        |
| PUBLIC WORKS                           |               |  |              | PRIOR YEARS TAXES OUTSTANDING              |                   |
| Streets and Drainage                   | 110,886.66    |  |              | Balance January 1, 1969                    | 118,926.31        |
| Sewers and Sewage Processing           | 3,000.00      |  |              | Collected in 1969                          | 115,548.27        |
| Garbage and Trash Disposal             | 69,250.00     |  |              | Cancelled, Abated or Adjusted (1969)       | 779.08            |
| Public Buildings and Grounds           | 14,420.00     |  |              | Transfers to Tax Title Liens or Foreclosed | 2,287.01          |
| Other Public Works                     |               |  |              | Balance December 31, 1969                  | 311.95            |
| HEALTH and WELFARE                     |               |  |              | TAX TITLE LIENS OUTSTANDING                |                   |
| Health Services Except Environmental   | 1,950.00      |  |              | Balance January 1, 1969                    | 213,915.69        |
| Welfare-Public Assistance              | 5,690.00      |  |              | Transfers From Taxes                       | 22,145.21         |
| Hospitals, Clinics, First Aid          |               |  |              | Redeemed in 1969                           | 2,885.18          |
| Animal, Insect, & Rodent Control       | 10,181.00     |  |              | Cancelled, Abated or Adjusted (1969)       | 40.00             |
| Other Welfare Services                 |               |  |              | Transfers to Foreclosed Property           | 10,650.57         |
| RECREATION and CONSERVATION            |               |  |              | Balance December 31, 1969                  | 222,485.15        |
| Beaches and Boardwalks                 |               |  |              | PROPERTY ACQUIRED BY DEED OR               |                   |
| Parks, Playgrounds, Shade Trees        | 4,239.00      |  |              | FORECLOSURE                                |                   |
| Land Reclamation & Conservation        |               |  |              | Balance January 1, 1969                    | 188,959.43        |
| Other Recreational Services            | 100.00        |  |              | Transfers From Taxes or Liens              | 10,650.57         |
| EDUCATION (excluding schools)          |               |  |              | Sale for Cash (1969)                       | 11,610.00         |
| Libraries                              |               |  |              | Cancelled, Abated or Adjusted (1969)       | 9,525.00          |
| Other Educational Services             |               |  |              | Balance December 31, 1969                  | 178,475.00        |
| STATUTORY EXPENDITURES                 |               |  |              | CURRENT FINANCES DECEMBER 31, 1969         |                   |
| Pensions & F.I.C.A.                    | 20,693.45     |  |              | ASSETS                                     |                   |
| Employee Fringe Benefits               | 6,140.05      |  |              | Cash Dec. 31, 1969                         | 769,858.88        |
| Other Statutory Expenditures           |               |  |              | Taxes Receivable                           | 134,332.70        |
| MUNICIPAL FUNCTIONS                    |               |  |              | Tax Title Liens                            | 222,485.15        |
| CAPITAL IMPROVEMENTS                   | 10,700.00     |  |              | Foreclosed Property                        | 178,475.00        |
| DEBT SERVICE                           |               |  |              | Emergencies & Other Deferred Charges       | 30,020.87         |
| Principal Payments                     |               |  |              | State Aid Receivable                       | 35,250.00         |
| Interest Payments                      | 3,300.00      |  |              | Other Receivables                          | 20,388.90         |
| DEFERRED CHARGES                       | 16,770.31     |  |              | Total                                      | 1,390,811.50      |
| SCHOOL, COUNTY, SPECIAL DISTRICT TAXES | 1,317,359.05  |  |              | LIABILITIES                                |                   |
| RESERVE FOR UNCOLLECTED TAXES          | 178,326.67    |  |              | Cash Liabilities                           | 656,303.38        |
| EXPENDITURES                           | TOTAL         |  |              | Reserves for Receivables                   | 555,681.75        |
|  | -2,011,402.69 |  |              | Surplus Dec. 31, 1969                      | 178,826.37        |
|  |               |  |              | Total                                      | 1,390,811.50      |

1211  
Population 1960 10,520  
Population 1969 14,430  
Moody Rating RAA  
Land Area 3.60 Sq. Miles

MIDDLESEX BCRO - MIDDLESEX COUNTY  
Net Valuation Taxable 47,587,100  
State Equalized Value 98,605,677  
Net Valuation on Which County Taxes are apportioned: 11,658,011  
State Equalization Ratio .4826  
General Tax Rate Per \$100. 6.87  
State Equalized General Tax Rate: 3.31

PER CAPITA:  
Gross Debt 265.14  
Net Debt 81.78  
Debt Service 3.95  
Total Tax Levy 224.06  
Municipal Expenditures 101.30

PER CENT:  
Gross Debt 4.38  
Net Debt 1.35  
Tax Levy Collected 96.88  
Tax Levy Cancelled, Abated or Adjusted

| 1969 EXPENDITURES                      |              | 1969 REVENUES                              |  | 1969 PROPERTY TAX                  |  |
|--|--------------|--|--|------------------------------------|--|
| GENERAL GOVERNMENT                     |              | 1969 — Property Taxes Collected            |  | STATE EQUALIZED TAX RATE           |  |
| Governing Body & Public Boards         |              | 3,132,210.29                               |  | 2.17                               |  |
| Municipal Clerk                        |              | 31,896.99                                  |  | Local District School Taxes        |  |
| Financial Administration               | 32,303.00    | 70,044.33                                  |  | 2,137,794.49                       |  |
| Assessment of Taxes                    | 16,870.00    | 156,703.00                                 |  | Regional & Consolidated School Tax |  |
| Collection of Taxes                    | 28,096.00    | 237,283.78                                 |  | School Taxes in Municipal Budget   |  |
| Planning, Housing & Development        | 11,100.00    | 50,813.97                                  |  | County Taxes                       |  |
| Human Resources                        |              | 14,720.00                                  |  | .53                                |  |
| Elections                              | 4,095.00     | 168,769.80                                 |  | 526,661.24                         |  |
| General Administration (other)         | 90,570.00    | 3,862,442.16                               |  | County Library Taxes               |  |
| JUDICIARY                              |              | 393,000.00                                 |  | .53                                |  |
| Municipal Courts                       | 11,095.00    | 4,255,442.16                               |  | Local Municipal Purpose Taxes      |  |
| PUBLIC SAFETY                          |              | Total                                      |  | .08                                |  |
| Fire Protection                        | 59,960.00    | REVENUES                                   |  | Total Taxes for Rate Computation   |  |
| Police Protection                      | 270,303.27   | TOTAL                                      |  | 3.31                               |  |
| Civil Defense & Disaster Control       | 4,550.00     | 1969 REAL PROPERTY VALUATIONS              |  | Special District Taxes             |  |
| Environmental Inspection & Control     | 6,950.00     | Code Class # of Parcels %VAL'N             |  | Bank Stock Taxes                   |  |
| Other Public Safety                    |              | ASSESSED VALUATION                         |  | 1,393.52                           |  |
| PUBLIC WORKS                           |              | 1969 Taxes Cancelled, Abated or Adjusted   |  | 45,764.79                          |  |
| Streets and Drainage                   | 162,440.00   | Transfer to Tax Title Liens or Foreclosed  |  | 3,233,220.52                       |  |
| Sewers and Sewage Processing           | 127,848.73   | Balance Outstanding Dec. 31, 1969          |  | 3,132,210.29                       |  |
| Garbage and Trash Disposal             | 10,400.00    | PRIOR YEARS TAXES OUTSTANDING              |  |                                    |  |
| Public Buildings and Grounds           | 16,485.00    | Balance January 1, 1969                    |  | 63,708.41                          |  |
| Other Public Works                     |              | Collected in 1969                          |  | 62,351.72                          |  |
| HEALTH and WELFARE                     |              | Cancelled, Abated or Adjusted (1969)       |  |                                    |  |
| Health Services Except Environmental   | 13,350.00    | Transfers to Tax Title Liens or Foreclosed |  | 1,356.69                           |  |
| Welfare-Public Assistance              | 2,850.00     | Balance December 31, 1969                  |  |                                    |  |
| Hospitals, Clinics, First Aid          |              | TAX TITLE LIENS OUTSTANDING                |  | 18,774.22                          |  |
| Animal, Insect, & Rodent Control       |              | Balance January 1, 1969                    |  | 7,692.61                           |  |
| Other Welfare Services                 |              | Transfers From Taxes                       |  |                                    |  |
| RECREATION and CONSERVATION            |              | Redeemed in 1969                           |  | 11,081.61                          |  |
| Beaches and Boardwalks                 | 36,606.00    | Cancelled, Abated or Adjusted (1969)       |  |                                    |  |
| Parks, Playgrounds, Shade Trees        | 14,720.00    | Transfers to Foreclosed Property           |  | 58,438.00                          |  |
| Land Reclamation & Conservation        | 40,740.00    | Balance December 31, 1969                  |  |                                    |  |
| Other Recreational Services            |              | PROPERTY ACQUIRED BY DEED OR               |  |                                    |  |
| EDUCATION (excluding schools)          |              | FORECLOSURE                                |  |                                    |  |
| Libraries                              | 53,000.00    | Balance January 1, 1969                    |  | 58,438.00                          |  |
| Other Educational Services             |              | Transfers From Taxes or Liens              |  |                                    |  |
| STATUTORY EXPENDITURES                 |              | Sale for Cash (1969)                       |  |                                    |  |
| Pensions & F.I.C.A.                    | 57,970.00    | Cancelled, Abated or Adjusted (1969)       |  |                                    |  |
| Employee Fringe Benefits               | 36,387.00    | Balance December 31, 1969                  |  |                                    |  |
| Other Statutory Expenditures           |              | CURRENT FINANCES DECEMBER 31, 1969         |  |                                    |  |
| MUNICIPAL FUNCTIONS                    |              | ASSETS                                     |  |                                    |  |
| CAPITAL IMPROVEMENTS                   | 94,000.00    | Cash Dec. 31, 1969                         |  | 800,227.58                         |  |
| DEBT SERVICE                           |              | Taxes Receivable                           |  | 102,366.92                         |  |
| Principal Payments                     | 30,000.00    | Tax Title Liens                            |  | 11,081.61                          |  |
| Interest Payments                      | 27,000.00    | Foreclosed Property                        |  | 58,438.00                          |  |
| DEFERRED CHARGES                       | 2,000.00     | Emergencies & Other Deferred Charges       |  | 15,585.00                          |  |
| SCHOOL, COUNTY, SPECIAL DISTRICT TAXES | 2,664,455.73 | State Aid Receivable                       |  | 80,994.00                          |  |
| RESERVE FOR UNCOLLECTED TAXES          | 200,000.00   | Other Receivables                          |  | 17,566.73                          |  |
| EXPENDITURES                           |              | Total                                      |  | 1,086,259.84                       |  |
| TOTAL                                  | 4,126,144.73 | LIABILITIES                                |  |                                    |  |
|  |              | Cash Liabilities                           |  | 248,721.63                         |  |
|  |              | Reserves for Receivables                   |  | 174,733.26                         |  |
|  |              | Surplus Dec. 31, 1969                      |  | 662,804.95                         |  |
|  |              | Total                                      |  | 1,086,259.84                       |  |

1331  
Population 1960 39,675  
Population 1969 51,190  
BBB  
Moody Rating BA  
Land Area 38.20 Sq. Miles

MIDDLETOWN TWP - MONMOUTH COUNTY  
Net Valuation Taxable 268,060,862  
State Equalized Value 350,177,481  
Net Valuation on Which County Taxes are apportioned: 339,745,291  
State Equalization Ratio .7655  
General Tax Rate Per \$100. 4.35  
State Equalized General Tax Rate: 3.32

PER CAPITA:  
Gross Debt 320.91  
Net Debt 117.18  
Debt Service 7.07  
Total Tax Levy 276.67  
Municipal Expenditures 89.19

PER CENT:  
Gross Debt 5.15  
Net Debt 1.88  
Tax Levy Collected 94.37  
Tax Levy Cancelled, Abated or Adjusted

| 1969 EXPENDITURES                      |               | 1969 REVENUES                                     |                    | 1969 PROPERTY TAX                          |                    |
|--|---------------|---|--------------------|--|--------------------|
| <b>GENERAL GOVERNMENT</b>              |               |   |                    | <b>STATE EQUALIZED TAX RATE</b>            |                    |
| Governing Body & Public Boards         | 4,580.00      | 1969 — Property Taxes Collected                   | 11,097,240.71      | Local District School Taxes                | 2.14 7,503,823.75  |
| Municipal Clerk                        |               | 1969 Payments in Lieu of Taxes                    | 4,696.31           | Regional & Consolidated School Tax         |                    |
| Financial Administration               | 103,809.76    | Delinquent Tax & Lien Collections                 | 568,393.20         | School Taxes in Municipal Budget           |                    |
| Assessment of Taxes                    | 47,270.55     | Business Personalty Replacement Taxes             | 113,495.00         | County Taxes                               | .58 2,032,139.05   |
| Collection of Taxes                    | 71,641.45     | Taxes from Public Utilities                       | 749,548.47         | County Library Taxes                       |                    |
| Planning, Housing & Development        | 12,380.00     | Other Miscellaneous Tax Revenues                  |                    | Local Municipal Purpose Taxes              | .52 1,829,357.46   |
| Human Resources                        | 1,767.39      | State Aid Revenues                                | 207,934.88         | Veteran & Senior Citizen Taxes             | .08 296,540.00     |
| Elections                              | 10,315.00     | Federal Aid Revenues                              |                    | Total Taxes for Rate Computation           | 3.32 11,661,860.26 |
| General Administration (other)         | 207,760.80    | Sale of Acquired Property                         |                    | Special District Taxes                     | 216,980.72         |
| <b>JUDICIARY</b>                       |               | Other Miscellaneous Revenues                      | 455,795.35         | Bank Stock Taxes                           | 9,244.54           |
| Municipal Courts                       | 43,820.00     | 1969 Revenues                                     | 13,197,103.92      | Added and Omitted Taxes                    | 167,870.59         |
| <b>PUBLIC SAFETY</b>                   |               | Prior Years Surplus Appropriated                  | 850,000.00         | Total Taxes Levied - ABSTRACT              | 11,759,416.11      |
| Fire Protection                        | 154,725.00    | REVENUES  | 14,047,103.92      | <b>TOTAL TAXES BILLED</b>                  | 11,759,416.11      |
| Police Protection                      | 780,199.00    |   |                    | <b>1969 TAXES COLLECTED</b>                | 11,097,240.71      |
| Civil Defense & Disaster Control       | 11,175.00     | <b>1969 REAL PROPERTY VALUATIONS</b>              |                    | 1969 Taxes Cancelled, Abated or Adjusted   |                    |
| Environmental Inspection & Control     | 71,684.00     | Code Class # of Parcels %VAL'N                    | ASSESSED VALUATION | Transfer to Tax Title Liens or Foreclosed  |                    |
| Other Public Safety                    | 2,500.00      | 1 Vacant Land 2919 3.15                           | 8,298,900.00       | Balance Outstanding Dec. 31, 1969          | 662,175.40         |
| <b>PUBLIC WORKS</b>                    |               | 2 Residential 14000 87.72                         | 231,206,500.00     | <b>PRIOR YEARS TAXES OUTSTANDING</b>       |                    |
| Streets and Drainage                   | 510,716.00    | 3 Farm 26 .44                                     | 1,178,300.00       | Balance January 1, 1969                    | 574,566.75         |
| Sewers and Sewage Processing           |               | 4a Commercial 309 8.23                            | 21,680,200.00      | Collected in 1969                          | 546,199.56         |
| Garbage and Trash Disposal             | 22,222.00     | 4b Industrial 2 .41                               | 1,068,700.00       | Cancelled, Abated or Adjusted (1969)       |                    |
| Public Buildings and Grounds           | 58,657.81     | 4c Apartments 2 .05                               | 137,700.00         | Transfers to Tax Title Liens or Foreclosed |                    |
| Other Public Works                     |               | Total 17258 100.00                                | 263,570,300.00     | Balance December 31, 1969                  | 28,367.19          |
| <b>HEALTH AND WELFARE</b>              |               | <b>CAPITAL DEBT AUTHORIZED, DECEMBER 31, 1969</b> |                    | <b>TAX TITLE LIENS OUTSTANDING</b>         |                    |
| Health Services Except Environmental   | 104,599.63    | ISSUED AND UNISSUED                               | GROSS DEBT         | Balance January 1, 1969                    | 94,742.77          |
| Welfare-Public Assistance              | 30,225.00     | School  | 10,429,000         | Transfers From Taxes                       |                    |
| Hospitals, Clinics, First Aid          | 4,500.00      | Self-liquidating                                  |                    | Redeemed in 1969                           | 22,193.64          |
| Animal, Insect, & Rodent Control       | 7,350.00      | Other   | 5,998,452          | Cancelled, Abated or Adjusted (1969)       |                    |
| Other Welfare Services                 |               | Total   | 16,427,452         | Transfers to Foreclosed Property           |                    |
| <b>RECREATION and CONSERVATION</b>     |               |   |                    | Balance December 31, 1969                  | 72,549.13          |
| Beaches and Boardwalks                 | 16,365.13     | <b>ISSUED AND OUTSTANDING</b>                     |                    | <b>PROPERTY ACQUIRED BY DEED OR</b>        |                    |
| Parks, Playgrounds, Shade Trees        | 8,900.00      | School  | 10,219,000.00      | <b>FORECLOSURE</b>                         |                    |
| Land Reclamation & Conservation        | 1,400.00      | Self-Liquidating                                  |                    | Balance January 1, 1969                    | 149,084.07         |
| Other Recreational Services            | 163,369.87    | Other   | 4,228,000.00       | Transfers From Taxes or Liens              |                    |
| <b>EDUCATION (excluding schools)</b>   |               | Total   | 14,447,000.00      | Sale for Cash (1969)                       |                    |
| Libraries                              | 155,000.00    | <b>EQUALIZED VALUATION BASIS</b>                  |                    | Cancelled, Abated or Adjusted (1969)       |                    |
| Other Educational Services             |               | <b>FOR NET DEBT COMPUTATION</b>                   | 319,242,106.67     | Balance December 31, 1969                  | 149,084.07         |
| <b>STATUTORY EXPENDITURES</b>          |               | <b>1969 CAPITAL OUTLAY</b>                        | TOTAL              | <b>CURRENT FINANCES DECEMBER 31, 1969</b>  |                    |
| Pensions & F.I.C.A.                    | 151,635.34    | Beaches and Boardwalks                            | 940,975.20         | <b>ASSETS</b>                              |                    |
| Employee Fringe Benefits               | 121,079.24    | Parks and Playgrounds                             | 160,647.61         | Cash Dec. 31, 1969                         | 4,424,898.56       |
| Other Statutory Expenditures           |               | Public Buildings and Grounds                      | 268,527.96         | Taxes Receivable                           | 690,542.59         |
| <b>MUNICIPAL FUNCTIONS</b>             |               | Vehicular Equipment                               | 10,000.00          | Tax Title Liens                            | 72,549.13          |
| <b>CAPITAL IMPROVEMENTS</b>            |               | Streets, Roads, Sidewalks, Storm Sewers           | 323,035.27         | Foreclosed Property                        | 149,084.07         |
| <b>DEBT SERVICE</b>                    |               | Sewer System                                      | 14,425.00          | Emergencies & Other Deferred Charges       | 147,965.63         |
| Principal Payments                     | 205,000.00    | Water Service                                     |                    | State Aid Receivable                       | 242,802.00         |
| Interest Payments                      | 156,661.00    | Other Utilities                                   |                    | Other Receivables                          | 268,059.09         |
| <b>DEFERRED CHARGES</b>                |               | Hospitals and Clinics                             |                    | Total                                      | 5,995,901.07       |
| SCHOOL, COUNTY, SPECIAL DISTRICT TAXES | 105,667.66    | Garbage and Trash Disposal Facilities             |                    | <b>LIABILITIES</b>                         |                    |
| RESERVE FOR UNCOLLECTED TAXES          | 12,156,242.82 | Health Equipment                                  |                    | Cash Liabilities                           | 4,206,528.41       |
|  | 790,400.00    | Library and Education Facilities                  |                    | Reserves for Receivables                   | 1,180,234.88       |
|  |               | Conservation and Recreation                       |                    | Surplus Dec. 31, 1969                      | 609,137.78         |
| <b>EXPENDITURES</b>                    |               | Other Expenditures                                | 164,339.36         | Total                                      | 5,995,901.07       |
| <b>TOTAL</b>                           | 16,722,019.45 |   |                    |  |                    |

0235  
Population 1960 7,543  
Population 1969 8,470  
  
Moody Rating  
Land Area 1.69 Sq. Miles

MIDLAND PARK BORO - BERGEN COUNTY  
Net Valuation Taxable 69,576,340  
State Equalized Value 62,546,152  
Net Valuation on Which County Taxes  
are apportioned: 61,327,440  
State Equalization Ratio 1.1124  
  
General Tax Rate Per \$100. 2.93  
  
State Equalized  
General Tax Rate: 3.25

PER CAPITA:  
Gross Debt 523.38  
Net Debt 425.03  
Debt Service 13.17  
Total Tax Levy 235.31  
Municipal Expenditures 90.64

PER CENT:  
Gross Debt 7.58  
Net Debt 6.16  
Tax Levy Collected 97.50  
Tax Levy Cancelled, Abated  
or Adjusted 1.39

| 1969 EXPENDITURES                             |              | 1969 REVENUES                                     |                    | 1969 PROPERTY TAX                          |              |
|---|--------------|---|--------------------|--|--------------|
| <b>GENERAL GOVERNMENT</b>                     |              | 1969 — Property Taxes Collected                   |                    | <b>STATE EQUALIZED TAX RATE</b>            |              |
| Governing Body & Public Boards                |              | 1969 Payments in Lieu of Taxes                    | 1,946,213.81       | Local District School Taxes                | 2.41         |
| Municipal Clerk                               |              | Delinquent Tax & Lien Collections                 | 15,426.31          | Regional & Consolidated School Tax         |              |
| Financial Administration                      | 22,150.00    | Business Personalty Replacement Taxes             | 71,005.50          | School Taxes in Municipal Budget           |              |
| Assessment of Taxes                           | 9,325.00     | Taxes from Public Utilities                       | 78,057.29          | County Taxes                               | .40          |
| Collection of Taxes                           | 8,890.00     | Other Miscellaneous Tax Revenues                  |                    | County Library Taxes                       |              |
| Planning, Housing & Development               | 3,750.00     | State Aid Revenues                                | 34,179.31          | Local Municipal Purpose Taxes              | .36          |
| Human Resources                               |              | Federal Aid Revenues                              |                    | Veteran & Senior Citizen Taxes             | .08          |
| Elections                                     |              | Sale of Acquired Property                         |                    | Total Taxes for Rate Computation           | 3.25         |
| General Administration (other)                | 43,963.00    | Other Miscellaneous Revenues                      | 221,177.39         | Special District Taxes                     |              |
| <b>JUDICIARY</b>                              |              | 1969 Revenues                                     | 2,366,059.61       | Bank Stock Taxes                           | 2,565.14     |
| Municipal Courts                              | 4,950.00     | Prior Years Surplus Appropriated                  | 190,000.00         | Added and Omitted Taxes                    | 4,913.78     |
| <b>PUBLIC SAFETY</b>                          |              | <b>REVENUES</b>                                   | <b>TOTAL</b>       | Total Taxes Levied - ABSTRACT              | 1,993,040.42 |
| Fire Protection                               | 22,065.00    |   | 2,556,059.61       | <b>TOTAL TAXES BILLED</b>                  | 1,996,054.44 |
| Police Protection                             | 140,995.00   | <b>1969 REAL PROPERTY VALUATIONS</b>              |                    | <b>1969 TAXES COLLECTED</b>                | 1,946,213.81 |
| Civil Defense & Disaster Control              | 2,415.00     | Code Class # of Parcels %VAL'N                    | ASSESSED VALUATION | 1969 Taxes Cancelled, Abated or Adjusted   | 27,829.21    |
| Environmental Inspection & Control            | 21,610.90    | 1 Vacant Land 82 1.75                             | 1,210,450.00       | Transfer to Tax Title Liens or Foreclosed  | 1,072.19     |
| Other Public Safety                           |              | 2 Residential 2050 79.13                          | 54,575,200.00      | Balance Outstanding Dec. 31, 1969          | 20,939.23    |
| <b>PUBLIC WORKS</b>                           |              | 3 Farm  |                    | <b>PRIOR YEARS TAXES OUTSTANDING</b>       |              |
| Streets and Drainage                          | 80,051.00    | 4a Commercial 85 9.58                             | 6,607,200.00       | Balance January 1, 1969                    | 15,679.56    |
| Sewers and Sewage Processing                  |              | 4b Industrial 40 8.63                             | 5,952,100.00       | Collected in 1969                          | 15,426.31    |
| Garbage and Trash Disposal                    |              | 4c Apartments 2 .91                               | 627,700.00         | Cancelled, Abated or Adjusted (1969)       |              |
| Public Buildings and Grounds                  | 29,220.00    | Total 2259 100.00                                 | 68,972,650.00      | Transfers to Tax Title Liens or Foreclosed | 253.25       |
| Other Public Works                            |              | <b>CAPITAL DEBT AUTHORIZED, DECEMBER 31, 1969</b> |                    | Balance December 31, 1969                  |              |
| <b>HEALTH and WELFARE</b>                     |              | ISSUED AND UNISSUED                               | GROSS DEBT         | <b>TAX TITLE LIENS OUTSTANDING</b>         |              |
| Health Services Except Environmental          |              | School  | 833,000            | Balance January 1, 1969                    | 2,044.66     |
| Welfare-Public Assistance                     | 5,200.00     | Self-liquidating                                  |                    | Transfers From Taxes                       | 1,392.16     |
| Hospitals, Clinics, First Aid                 |              | Other   | 3,600,000          | Redeemed in 1969                           |              |
| Animal, Insect, & Rodent Control              |              | Total   | 4,433,000          | Cancelled, Abated or Adjusted (1969)       |              |
| Other Welfare Services                        |              |   |                    | Transfers to Foreclosed Property           |              |
| <b>RECREATION and CONSERVATION</b>            |              | ISSUED AND OUTSTANDING                            |                    | Balance December 31, 1969                  | 3,436.82     |
| Beaches and Boardwalks                        |              | School  | 833,000.00         | <b>PROPERTY ACQUIRED BY DEED OR</b>        |              |
| Parks, Playgrounds, Shade Trees               | 10,625.00    | Self-liquidating                                  |                    | <b>FORECLOSURE</b>                         |              |
| Land Reclamation & Conservation               |              | Other   | 3,600,000.00       | Balance January 1, 1969                    | 200.00       |
| Other Recreational Services                   | 1,900.00     | Total   | 4,433,000.00       | Transfers From Taxes or Liens              |              |
| <b>EDUCATION (excluding schools)</b>          |              | <b>EQUALIZED VALUATION BASIS</b>                  |                    | Sale for Cash (1969)                       |              |
| Libraries                                     |              | <b>FOR NET DEBT COMPUTATION</b>                   | 58,485,961.67      | Cancelled, Abated or Adjusted (1969)       |              |
| Other Educational Services                    | 29,715.00    | 1969 CAPITAL OUTLAY                               | TOTAL              | Balance December 31, 1969                  | 200.00       |
| <b>STATUTORY EXPENDITURES</b>                 |              | Beaches and Boardwalks                            | 1,899,909.51       | <b>CURRENT FINANCES DECEMBER 31, 1969</b>  |              |
| Pensions & F.I.C.A.                           | 23,500.00    | Parks and Playgrounds                             | 2,914.15           | <b>ASSETS</b>                              |              |
| Employee Fringe Benefits                      | 6,100.00     | Public Buildings and Grounds                      |                    | Cash Dec. 31, 1969                         | 484,682.83   |
| Other Statutory Expenditures                  |              | Vehicular Equipment                               | 13,500.00          | Taxes Receivable                           | 20,939.23    |
| <b>MUNICIPAL FUNCTIONS</b>                    | <b>TOTAL</b> | Streets, Roads, Sidewalks, Storm-Sewers           |                    | Tax Title Liens                            | 3,436.82     |
| <b>CAPITAL IMPROVEMENTS</b>                   | 466,424.90   | Sewer System                                      | 1,883,495.36       | Foreclosed Property                        | 200.00       |
| <b>DEBT SERVICE</b>                           | 61,000.00    | Water Service                                     |                    | Emergencies & Other Deferred Charges       | 16,870.00    |
| Principal Payments                            |              | Other Utilities                                   |                    | State Aid Receivable                       | 28,380.00    |
| Interest Payments                             | 111,510.41   | Hospitals and Clinics                             |                    | Other Receivables                          | 23,668.50    |
| <b>DEFERRED CHARGES</b>                       | 7,040.00     | Garbage and Trash Disposal Facilities             |                    | Total                                      | 578,177.38   |
| <b>SCHOOL, COUNTY, SPECIAL DISTRICT TAXES</b> | 1,759,028.66 | Health Equipment                                  |                    | <b>LIABILITIES</b>                         |              |
| <b>RESERVE FOR UNCOLLECTED TAXES</b>          | 121,786.39   | Library and Education Facilities                  |                    | Cash Liabilities                           | 120,034.63   |
|   |              | Conservation and Recreation                       |                    | Reserves for Receivables                   | 48,244.55    |
| <b>EXPENDITURES</b>                           | <b>TOTAL</b> | Other Expenditures                                |                    | Surplus Dec. 31, 1969                      | 409,898.20   |
|   | 2,526,790.36 |   |                    | Total                                      | 578,177.38   |



|                          |   |                                  |  |  |                               |  |
|--------------------------|---|----------------------------------|--|--|-------------------------------|--|
| 1020                     | MILFORD BORO  | - HUNTERDON COUNTY               |  |  | PER CAPITA:                   | PER CENT:                                  |
| Population 1960 1,114    | Net Valuation Taxable 14,534,185                                |                                  |  |  | Gross Debt 921.95             | Gross Debt 10.44                           |
| Population 1969 1,380    | State Equalized Value 13,996,711                                | General Tax Rate Per \$100. 2.67 |  |  | Net Debt 810.14               | Net Debt 9.17                              |
|                          | Net Valuation on Which County Taxes are apportioned: 18,442,577 | State Equalized                  |  |  | Debt Service 2.17             | Tax Levy Collected 93.99                   |
| Moody Rating             | State Equalization Ratio 1.0384                                 | General Tax Rate: 2.77           |  |  | Total Tax Levy 279.22         | Tax Levy Cancelled, Abated or Adjusted .01 |
| Land Area 1.30 Sq. Miles |   |                                  |  |  | Municipal Expenditures 208.16 |  |

| 1969 EXPENDITURES                      |            | 1969 REVENUES                                     |               | 1969 PROPERTY TAX                          |               |
|--|------------|---|---------------|--|---------------|
| GENERAL GOVERNMENT                     |            | 1969 — Property Taxes Collected                   | 362,068.98    | STATE EQUALIZED TAX RATE                   |               |
| Governing Body & Public Boards         |            | 1969 Payments in Lieu of Taxes                    |               | Local District School Taxes 1.31           | 183,172.00    |
| Municipal Clerk                        |            | Delinquent Tax & Lien Collections                 | 24,254.41     | Regional & Consolidated School Tax .78     | 109,730.20    |
| Financial Administration               | 2,200.00   | Business Personalty Replacement Taxes             | 170,207.00    | School Taxes in Municipal Budget           |               |
| Assessment of Taxes                    | 2,200.00   | Taxes from Public Utilities                       | 9,981.79      | County Taxes                               | .62 86,970.15 |
| Collection of Taxes                    | 1,800.00   | Other Miscellaneous Tax Revenues                  | 5,309.13      | County Library Taxes                       |               |
| Planning, Housing & Development        | 5,650.00   | State Aid Revenues                                |               | Local Municipal Purpose Taxes              |               |
| Human Resources                        |            | Federal Aid Revenues                              |               | Veteran & Senior Citizen Taxes .06         | 8,180.00      |
| Elections                              |            | Sale of Acquired Property                         | 12,512.37     | Total Taxes for Rate Computation 2.77      | 388,052.35    |
| General Administration (other)         | 33,050.00  | Other Miscellaneous Revenues                      | 584,333.68    | Special District Taxes                     |               |
| JUDICIARY                              |            | 1969 Revenues Total                               | 649,333.68    | Bank Stock Taxes                           | 3,740.91      |
| Municipal Courts                       | 1,750.00   | Prior Years Surplus Appropriated                  | 65,000.00     | Added and Omitted Taxes                    | 1,715.45      |
| PUBLIC SAFETY                          |            | REVENUES TOTAL                                    |               | Total Taxes Levied - ABSTRACT              | 385,328.71    |
| Fire Protection                        | 13,000.00  |   |               | TOTAL TAXES BILLED                         | 385,228.08    |
| Police Protection                      | 22,700.00  |   |               | 1969 TAXES COLLECTED                       | 362,068.98    |
| Civil Defense & Disaster Control       | 500.00     |   |               | 1969 Taxes Cancelled, Abated or Adjusted   | 50.00         |
| Environmental Inspection & Control     | 1,200.00   | 1969 REAL PROPERTY VALUATIONS                     |               | Transfer to Tax Title Liens or Foreclosed  |               |
| Other Public Safety                    |            | Code Class # of Parcels %VAL'N ASSESSED VALUATION |               | Balance Outstanding Dec. 31, 1969          | 23,109.10     |
| PUBLIC WORKS                           |            | 1 Vacant Land 76 1.00                             | 140,765.00    | PRIOR YEARS TAXES OUTSTANDING              |               |
| Streets and Drainage                   | 55,200.00  | 2 Residential 325 30.83                           | 4,349,720.00  | Balance January 1, 1969                    | 25,498.95     |
| Sewers and Sewage Processing           |            | 3 Farm 2 .54                                      | 75,800.00     | Collected in 1969                          | 24,254.41     |
| Garbage and Trash Disposal             | 8,100.00   | 4a Commercial 40 6.53                             | 921,725.00    | Cancelled, Abated or Adjusted (1969)       |               |
| Public Buildings and Grounds           | 6,900.00   | 4b Industrial 2 60.64                             | 8,555,000.00  | Transfers to Tax Title Liens or Foreclosed |               |
| Other Public Works                     |            | 4c Apartments 1 .45                               | 64,000.00     | Balance December 31, 1969                  | 1,244.54      |
| HEALTH and WELFARE                     |            | Total 446 99.99                                   | 14,107,010.00 | TAX TITLE LIENS OUTSTANDING                |               |
| Health Services Except Environmental   | 3,400.00   | CAPITAL DEBT AUTHORIZED, DECEMBER 31, 1969        |               | Balance January 1, 1969                    |               |
| Welfare-Public Assistance              | 1,225.00   | ISSUED AND UNISSUED                               |               | Transfers From Taxes                       |               |
| Hospitals, Clinics, First Aid          |            | School 144,286                                    |               | Redeemed in 1969                           |               |
| Animal, Insect, & Rodent Control       |            | Self-liquidating 1,010,000                        | 1,000,000     | Cancelled, Abated or Adjusted (1969)       |               |
| Other Welfare Services                 |            | Other 118,000                                     | 118,000       | Transfers to Foreclosed Property           |               |
| RECREATION and CONSERVATION            |            | Total 1,272,286                                   | 1,118,000     | Balance December 31, 1969                  |               |
| Beaches and Boardwalks                 |            | ISSUED AND OUTSTANDING                            |               | PROPERTY ACQUIRED BY DEED OR               |               |
| Parks, Playgrounds, Shade Trees        | 5,000.00   | School 144,286.30                                 |               | FORECLOSURE                                |               |
| Land Reclamation & Conservation        |            | Self-Liquidating 1,000,000.00                     |               | Balance January 1, 1969                    |               |
| Other Recreational Services            |            | Other 52,000.00                                   |               | Transfers From Taxes or Liens              |               |
| EDUCATION (excluding schools)          |            | Total 1,196,286.30                                |               | Sale for Cash (1969)                       |               |
| Libraries                              | 10,500.00  | EQUALIZED VALUATION BASIS                         |               | Cancelled, Abated or Adjusted (1969)       |               |
| Other Educational Services             | 45,000.00  | FOR NET DEBT COMPUTATION                          | 12,189,966.67 | Balance December 31, 1969                  |               |
| STATUTORY EXPENDITURES                 |            | 1969 CAPITAL OUTLAY TOTAL                         | 57,000.00     | CURRENT FINANCES DECEMBER 31, 1969         |               |
| Pensions & F.I.C.A.                    | 9,000.00   | Beaches and Boardwalks                            |               | ASSETS                                     |               |
| Employee Fringe Benefits               | 4,300.00   | Parks and Playgrounds                             |               | Cash Dec. 31, 1969                         | 249,632.72    |
| Other Statutory Expenditures           |            | Public Buildings and Grounds                      |               | Taxes Receivable                           | 24,353.64     |
| MUNICIPAL FUNCTIONS                    |            | Vehicular Equipment                               |               | Tax Title Liens                            |               |
| CAPITAL IMPROVEMENTS                   | 20,000.00  | Streets, Roads, Sidewalks, Storm Sewers           | 5,000.00      | Foreclosed Property                        |               |
| DEBT SERVICE                           |            | Sewer System                                      |               | Emergencies & Other Deferred Charges       | 32,000.00     |
| Principal Payments                     |            | Water Service                                     |               | State Aid Receivable                       | 3,763.00      |
| Interest Payments                      | 3,000.00   | Other Utilities                                   |               | Other Receivables                          | 25,968.55     |
| DEFERRED CHARGES                       | 1,047.54   | Hospitals and Clinics                             |               | Total                                      | 335,717.91    |
| SCHOOL, COUNTY, SPECIAL DISTRICT TAXES | 379,872.35 | Garbage and Trash Disposal Facilities             |               | LIABILITIES                                |               |
| RESERVE FOR UNCOLLECTED TAXES          | 30,532.04  | Health Equipment                                  |               | Cash Liabilities                           | 184,557.23    |
|  |            | Library and Education Facilities                  | 52,000.00     | Reserves for Receivables                   | 50,322.19     |
|  |            | Conservation and Recreation                       |               | Surplus Dec. 31, 1969                      | 100,838.49    |
| EXPENDITURES                           |            | Other Expenditures                                |               | Total                                      | 335,717.91    |
| TOTAL                                  | 667,126.93 |   |               |  |               |

|                           |  |                                  |        |                               |  |
|---------------------------|--|----------------------------------|--------|-------------------------------|--|
| 0712                      | MILLBURN TWP   | - ESSEX                          | COUNTY | PER CAPITA:                   | PER CENT:                                  |
| Population 1960 18,799    | Net Valuation Taxable 370,342,800                                |                                  |        | Gross Debt 401.10             | Gross Debt 2.54                            |
| Population 1969 21,650    | State Equalized Value 362,573,780                                | General Tax Rate Per \$100. 2.93 |        | Net Debt 72.88                | Net Debt .46                               |
|                           | Net Valuation on Which County Taxes are apportioned: 360,869,965 | State Equalized                  |        | Debt Service 5.01             | Tax Levy Collected 96.94                   |
| Moody Rating              | State Equalization Ratio 1.0206                                  | General Tax Rate: 2.99           |        | Total Tax Levy 501.64         | Tax Levy Cancelled, Abated or Adjusted .50 |
| Land Area 10.00 Sq. Miles |  |                                  |        | Municipal Expenditures 203.59 |  |

| 1969 EXPENDITURES                      |               | 1969 REVENUES                                     |                | 1969 PROPERTY TAX                          |               |
|--|---------------|---|----------------|--|---------------|
| GENERAL GOVERNMENT                     |               |   |                | STATE EQUALIZED TAX RATE 1.37              |               |
| Governing Body & Public Boards         | 5,000.00      | 1969 — Property Taxes Collected                   | 10,545,309.24  | Local District School Taxes                | 4,958,559.97  |
| Municipal Clerk                        | 33,500.00     | 1969 Payments in Lieu of Taxes                    | 214,631.63     | Regional & Consolidated School Tax         |               |
| Financial Administration               | 121,700.00    | Delinquent Tax & Lien Collections                 | 169,453.96     | School Taxes in Municipal Budget           |               |
| Assessment of Taxes                    | 30,850.00     | Business Personalty Replacement Taxes             | 206,808.00     | County Taxes                               | 4,000,010.49  |
| Collection of Taxes                    | 21,850.00     | Taxes from Public Utilities                       | 529,472.88     | County Library Taxes                       |               |
| Planning, Housing & Development        | 5,250.00      | Other Miscellaneous Tax Revenues                  | 248,124.97     | Local Municipal Purpose Taxes              | 1,773,217.35  |
| Human Resources                        |               | State Aid Revenues                                | 87,424.39      | Veteran & Senior Citizen Taxes             | 93,120.00     |
| Elections                              | 2,680.00      | Federal Aid Revenues                              |                | Total Taxes for Rate Computation           | 10,824,907.81 |
| General Administration (other)         | 203,700.00    | Sale of Acquired Property                         |                | Special District Taxes                     |               |
| JUDICIARY                              |               | Other Miscellaneous Revenues                      | 415,422.28     | Bank Stock Taxes                           | 14,696.00     |
| Municipal Courts                       | 29,900.00     | 1969 Revenues                                     | 12,416,647.35  | Added and Omitted Taxes                    | 114,035.60    |
| PUBLIC SAFETY                          |               | Prior Years Surplus Appropriated                  | 957,000.00     | Total Taxes Levied - ABSTRACT              | 10,860,519.41 |
| Fire Protection                        | 669,425.00    | REVENUES  | 13,373,647.35  | TOTAL TAXES BILLED                         | 10,877,865.64 |
| Police Protection                      | 632,800.00    |   |                | 1969 TAXES COLLECTED                       | 10,545,309.24 |
| Civil Defense & Disaster Control       | 3,500.00      | 1969 REAL PROPERTY VALUATIONS                     |                | 1969 Taxes Cancelled, Abated or Adjusted   | 54,126.75     |
| Environmental Inspection & Control     | 24,470.00     | Code Class # of Parcels %VAL'N ASSESSED VALUATION |                | Transfer to Tax Title Liens or Foreclosed  | 210.96        |
| Other Public Safety                    |               | 1 Vacant Land 321 2.33 8,533,000.00               |                | Balance Outstanding Dec. 31, 1969          | 278,218.69    |
| PUBLIC WORKS                           |               | 2 Residential 5673 76.67 280,791,100.00           |                | PRIOR YEARS TAXES OUTSTANDING              |               |
| Streets and Drainage                   | 389,757.78    | 3 Farm  |                | Balance January 1, 1969                    | 180,790.87    |
| Sewers and Sewage Processing           | 31,600.00     | 4a Commercial 197 14.67 53,715,400.00             |                | Collected in 1969                          | 169,453.96    |
| Garbage and Trash Disposal             | 125,100.00    | 4b Industrial 20 3.62 13,240,800.00               |                | Cancelled, Abated or Adjusted (1969)       | 10,081.99     |
| Public Buildings and Grounds           | 87,350.00     | 4c Apartments 19 2.72 9,971,600.00                |                | Transfers to Tax Title Liens or Foreclosed |               |
| Other Public Works                     |               | Total 6230 100.01 366,251,900.00                  |                | Balance December 31, 1969                  | 1,254.92      |
| HEALTH and WELFARE                     |               | CAPITAL DEBT AUTHORIZED, DECEMBER 31, 1969        |                | TAX TITLE LIENS OUTSTANDING                |               |
| Health Services Except Environmental   | 31,500.00     | ISSUED AND UNISSUED GROSS DEBT NET DEBT           |                | Balance January 1, 1969                    | 1,263.70      |
| Welfare-Public Assistance              | 3,155.00      | School 7,106,000                                  |                | Transfers From Taxes                       | 210.96        |
| Hospitals, Clinics, First Aid          | 3,500.00      | Self-liquidating                                  | 1,577,817      | Redeemed in 1969                           |               |
| Animal, Insect, & Rodent Control       | 1,000.00      | Other   | 1,577,817      | Cancelled, Abated or Adjusted (1969)       |               |
| Other Welfare Services                 |               | Total 8,683,817                                   | 1,577,817      | Transfers to Foreclosed Property           |               |
| RECREATION and CONSERVATION            |               | ISSUED AND OUTSTANDING                            |                | Balance December 31, 1969                  | 1,474.66      |
| Beaches and Boardwalks                 |               | School  | 7,106,000.00   | PROPERTY ACQUIRED BY DEED OR               |               |
| Parks, Playgrounds, Shade Trees        | 310,050.00    | Self-Liquidating                                  |                | FORECLOSURE                                |               |
| Land Reclamation & Conservation        |               | Other   | 535,700.00     | Balance January 1, 1969                    | 15,300.00     |
| Other Recreational Services            | 1,500.00      | Total   | 7,641,700.00   | Transfers From Taxes or Liens              |               |
| EDUCATION (excluding schools)          |               | EQUALIZED VALUATION BASIS                         |                | Sale for Cash (1969)                       |               |
| Libraries                              | 103,667.00    | FOR NET DEBT COMPUTATION                          | 342,075,901.33 | Cancelled, Abated or Adjusted (1969)       |               |
| Other Educational Services             |               | 1969 CAPITAL OUTLAY                               | 429,936.33     | Balance December 31, 1969                  | 15,300.00     |
| STATUTORY EXPENDITURES                 |               | Beaches and Boardwalks                            |                | CURRENT FINANCES DECEMBER 31, 1969         |               |
| Pensions & F.I.C.A.                    | 247,040.62    | Parks and Playgrounds                             | 75,950.02      | ASSETS                                     |               |
| Employee Fringe Benefits               | 53,200.00     | Public Buildings and Grounds                      | 20,749.46      | Cash Dec. 31, 1969                         | 2,357,134.06  |
| Other Statutory Expenditures           |               | Vehicular Equipment                               | 3,700.00       | Taxes Receivable                           | 279,473.61    |
| MUNICIPAL FUNCTIONS                    | 3,173,045.40  | Streets, Roads, Sidewalks, Storm Sewers           | 163,208.75     | Tax Title Liens                            | 1,474.66      |
| CAPITAL IMPROVEMENTS                   | 159,200.00    | Sewer System                                      | 16,000.56      | Foreclosed Property                        | 15,300.00     |
| DEBT SERVICE                           |               | Water Service                                     | 13,595.80      | Emergencies & Other Deferred Charges       | 1,632.10      |
| Principal Payments                     | 97,000.00     | Other Utilities                                   |                | State Aid Receivable                       | 43,717.50     |
| Interest Payments                      | 11,367.75     | Hospitals and Clinics                             |                | Other Receivables                          | 9,360.00      |
| DEFERRED CHARGES                       |               | Garbage and Trash Disposal Facilities             | 38,720.00      | Total                                      | 2,708,091.93  |
| SCHOOL, COUNTY, SPECIAL DISTRICT TAXES | 8,958,570.46  | Health Equipment                                  |                | LIABILITIES                                |               |
| RESERVE FOR UNCOLLECTED TAXES          | 967,182.59    | Library and Education Facilities                  |                | Cash Liabilities                           | 637,098.57    |
|  |               | Conservation and Recreation                       |                | Reserves for Receivables                   | 296,248.27    |
| EXPENDITURES                           | 13,366,366.20 | Other Expenditures                                | 98,011.74      | Surplus Dec. 31, 1969                      | 1,774,745.09  |
|  |               |   |                | Total                                      | 2,708,091.93  |

|                 |               |  |                   |                             |      |                        |        |   |
|-----------------|---------------|--|-------------------|-----------------------------|------|------------------------|--------|---|
| 1812            |               | MILLSTONE BORO                                       | - SOMERSET COUNTY |                             |      | PER CAPITA:            |        | PER CENT:                                   |
| Population 1960 | 409           | Net Valuation Taxable                                | 1,833,950         |                             |      | Gross Debt             | 43.64  | Gross Debt .59                              |
| Population 1969 | 550           | State Equalized Value                                | 4,239,366         | General Tax Rate Per \$100. | 6.52 | Net Debt               | 43.64  | Net Debt .59                                |
|                 |               | Net Valuation on Which County Taxes are apportioned: | 4,113,030         | State Equalized             |      | Debt Service           |        | Tax Levy Collected 94.23                    |
| Moody Rating    |               | State Equalization Ratio                             | .4326             | General Tax Rate:           | 2.82 | Total Tax Levy         | 213.97 | Tax Levy Cancelled, Abated or Adjusted 1.20 |
| Land Area       | .60 Sq. Miles |  |                   |                             |      | Municipal Expenditures | 72.25  |   |

| 1969 EXPENDITURES                      |            | 1969 REVENUES                                     |  | 1969 PROPERTY TAX                          |  |
|--|------------|---|--|--|--|
| GENERAL GOVERNMENT                     |            | 1969 — Property Taxes Collected                   |  | STATE EQUALIZED TAX RATE                   |  |
| Governing Body & Public Boards         |            | 111,099.05  |  | Local District School Taxes 2.25           |  |
| Municipal Clerk                        |            | 1969 Payments in Lieu of Taxes                    |  | Regional & Consolidated School Tax         |  |
| Financial Administration               | 900.00     | Delinquent Tax & Lien Collections                 |  | School Taxes in Municipal Budget           |  |
| Assessment of Taxes                    | 1,150.00   | Business Personalty Replacement Taxes             |  | County Taxes .44                           |  |
| Collection of Taxes                    | 750.00     | Taxes from Public Utilities                       |  | County Library Taxes .02                   |  |
| Planning, Housing & Development        | 320.85     | Other Miscellaneous Tax Revenues                  |  | Local Municipal Purpose Taxes .02          |  |
| Human Resources                        |            | State Aid Revenues                                |  | Veteran & Senior Citizen Taxes .07         |  |
| Elections                              | 300.00     | Federal Aid Revenues                              |  | Total Taxes for Rate Computation 2.80      |  |
| General Administration (other)         | 4,125.00   | Sale of Acquired Property                         |  | Special District Taxes                     |  |
| JUDICIARY                              |            | Other Miscellaneous Revenues                      |  | Bank Stock Taxes                           |  |
| Municipal Courts                       | 250.00     | 1969 Revenues Total                               |  | Added and Omitted Taxes                    |  |
| PUBLIC SAFETY                          |            | Prior Years Surplus Appropriated                  |  | Total Taxes Levied - ABSTRACT              |  |
| Fire Protection                        | 150.00     | REVENUES TOTAL                                    |  | TOTAL TAXES BILLED                         |  |
| Police Protection                      | 150.00     | 1969 REAL PROPERTY VALUATIONS                     |  | 1969 TAXES COLLECTED                       |  |
| Civil Defense & Disaster Control       |            | Code Class # of Parcels %VAL'N ASSESSED VALUATION |  | 1969 Taxes Cancelled, Abated or Adjusted   |  |
| Environmental Inspection & Control     | 409.15     | 1 Vacant Land 13 3.24                             |  | Transfer to Tax Title Liens or Foreclosed  |  |
| Other Public Safety                    |            | 2 Residential 151 85.63                           |  | Balance Outstanding Dec. 31, 1969          |  |
| PUBLIC WORKS                           |            | 3 Farm 7 4.50                                     |  | PRIOR YEARS TAXES OUTSTANDING              |  |
| Streets and Drainage                   | 2,750.00   | 4a Commercial 7 6.63                              |  | Balance January 1, 1969                    |  |
| Sewers and Sewage Processing           |            | 4b Industrial                                     |  | Collected in 1969                          |  |
| Garbage and Trash Disposal             | 3,200.00   | 4c Apartments                                     |  | Cancelled, Abated or Adjusted (1969)       |  |
| Public Buildings and Grounds           | 550.00     | Total 178 100.00                                  |  | Transfers to Tax Title Liens or Foreclosed |  |
| Other Public Works                     |            | CAPITAL DEBT AUTHORIZED, DECEMBER 31, 1969        |  | Balance December 31, 1969                  |  |
| HEALTH and WELFARE                     |            | ISSUED AND UNISSUED GROSS DEBT NET DEBT           |  | TAX TITLE LIENS OUTSTANDING                |  |
| Health Services Except Environmental   | 535.00     | School  |  | Balance January 1, 1969                    |  |
| Welfare-Public Assistance              | 100.00     | Self-liquidating                                  |  | Transfers From Taxes                       |  |
| Hospitals, Clinics, First Aid          | 100.00     | Other   |  | Redeemed in 1969                           |  |
| Animal, Insect, & Rodent Control       |            | Total 24,000 24,000                               |  | Cancelled, Abated or Adjusted (1969)       |  |
| Other Welfare Services                 |            | ISSUED AND OUTSTANDING                            |  | Transfers to Foreclosed Property           |  |
| RECREATION and CONSERVATION            |            | School  |  | Balance December 31, 1969                  |  |
| Beaches and Boardwalks                 | 500.00     | Self-Liquidating                                  |  | PROPERTY ACQUIRED BY DEED OR               |  |
| Parks, Playgrounds, Shade Trees        |            | Other   |  | FORECLOSURE                                |  |
| Land Reclamation & Conservation        | 100.00     | Total 24,000.00 24,000.00                         |  | Balance January 1, 1969                    |  |
| Other Recreational Services            |            | EQUALIZED VALUATION BASIS                         |  | Transfers From Taxes or Liens              |  |
| EDUCATION (excluding schools)          |            | FOR NET DEBT COMPUTATION                          |  | Sale for Cash (1969)                       |  |
| Libraries                              |            | 1969 CAPITAL OUTLAY TOTAL                         |  | Cancelled, Abated or Adjusted (1969)       |  |
| Other Educational Services             |            | Beaches and Boardwalks                            |  | Balance December 31, 1969                  |  |
| STATUTORY EXPENDITURES                 |            | Parks and Playgrounds                             |  | CURRENT FINANCES DECEMBER 31, 1969         |  |
| Pensions & F.I.C.A.                    | 400.00     | Public Buildings and Grounds                      |  | ASSETS                                     |  |
| Employee Fringe Benefits               |            | Vehicular Equipment                               |  | Cash Dec. 31, 1969                         |  |
| Other Statutory Expenditures           |            | Streets, Roads, Sidewalks, Storm Sewers           |  | Taxes Receivable                           |  |
| MUNICIPAL FUNCTIONS                    |            | Sewer System                                      |  | Tax Title Liens                            |  |
| CAPITAL IMPROVEMENTS                   | 13,250.00  | Water Service                                     |  | Foreclosed Property                        |  |
| DEBT SERVICE                           |            | Other Utilities                                   |  | Emergencies & Other Deferred Charges       |  |
| Principal Payments                     |            | Hospitals and Clinics                             |  | State Aid Receivable                       |  |
| Interest Payments                      |            | Garbage and Trash Disposal Facilities             |  | Other Receivables                          |  |
| DEFERRED CHARGES                       | 1,421.00   | Health Equipment                                  |  | Total                                      |  |
| SCHOOL, COUNTY, SPECIAL DISTRICT TAXES | 115,406.37 | Library and Education Facilities                  |  | LIABILITIES                                |  |
| RESERVE FOR UNCOLLECTED TAXES          | 8,326.82   | Conservation and Recreation                       |  | Cash Liabilities                           |  |
| EXPENDITURES                           | 155,144.19 | Other Expenditures                                |  | Reserves for Receivables                   |  |
| TOTAL                                  |            |   |  | Surplus Dec. 31, 1969                      |  |
|  |            |   |  | Total                                      |  |

1332  
Population 1960 2,550  
Population 1969 3,000  
  
Moody Rating  
Land Area 37.36 Sq. Miles

MILLSTONE TWP  
Net Valuation Taxable 14,217,934  
State Equalized Value 26,314,888  
Net Valuation on Which County Taxes  
are apportioned: 24,628,131  
State Equalization Ratio .5403  
  
- MONMOUTH COUNTY  
General Tax Rate Per \$100. 4.84  
State Equalized  
General Tax Rate: 2.61

PER CAPITA:  
Gross Debt 60.00  
Net Debt  
Debt Service  
Total Tax Levy 228.47  
Municipal Expenditures 104.62

PER CENT:  
Gross Debt .76  
Net Debt  
Tax Levy Collected 89.07  
Tax Levy Cancelled, Abated  
or Adjusted .16

| 1969 EXPENDITURES                             |              | 1969 REVENUES                                     |                         | 1969 PROPERTY TAX                          |                 |
|---|--------------|---|-------------------------|--|-----------------|
| <b>GENERAL GOVERNMENT</b>                     |              | 1969 — Property Taxes Collected                   |                         | <b>STATE EQUALIZED TAX RATE</b>            |                 |
| Governing Body & Public Boards                |              |   | 610,514.65              | Local District School Taxes                | 1.66 437,483.00 |
| Municipal Clerk                               |              | 1969 Payments in Lieu of Taxes                    |                         | Regional & Consolidated School Tax         |                 |
| Financial Administration                      | 6,288.91     | Delinquent Tax & Lien Collections                 | 71,484.15               | School Taxes in Municipal Budget           |                 |
| Assessment of Taxes                           | 22,903.90    | Business Personalty Replacement Taxes             | 7,268.00                | County Taxes                               | .56 147,343.06  |
| Collection of Taxes                           | 4,292.23     | Taxes from Public Utilities                       | 61,035.63               | County Library Taxes                       | .02 5,511.29    |
| Planning, Housing & Development               | 3,039.46     | Other Miscellaneous Tax Revenues                  |                         | Local Municipal Purpose Taxes              | .33 86,600.59   |
| Human Resources                               |              | State Aid Revenues                                | 14,952.84               | Veteran & Senior Citizen Taxes             | .04 11,590.00   |
| Elections                                     | 492.95       | Federal Aid Revenues                              |                         | Total Taxes for Rate Computation           | 2.61 688,527.94 |
| General Administration (other)                | 16,099.93    | Sale of Acquired Property                         |                         | Special District Taxes                     |                 |
| <b>JUDICIARY</b>                              |              | Other Miscellaneous Revenues                      | 22,074.06               | Bank Stock Taxes                           | 199.41          |
| Municipal Courts                              | 5,340.59     | 1969 Revenues                                     | 787,329.33              | Added and Omitted Taxes                    | 8,277.48        |
| <b>PUBLIC SAFETY</b>                          |              | Prior Years Surplus Appropriated                  | 66,300.00               | Total Taxes Levied - ABSTRACT              | 685,414.83      |
| Fire Protection                               | 3,000.00     | <b>REVENUES</b>                                   | <b>TOTAL</b> 853,629.33 | <b>TOTAL TAXES BILLED</b>                  | 685,414.83      |
| Police Protection                             | 2,250.00     |   |                         | <b>1969 TAXES COLLECTED</b>                | 610,514.65      |
| Civil Defense & Disaster Control              |              |   |                         | 1969 Taxes Cancelled, Abated or Adjusted   | 1,068.95        |
| Environmental Inspection & Control            | 1,093.57     |   |                         | Transfer to Tax Title Liens or Foreclosed  | 2,404.89        |
| Other Public Safety                           |              |   |                         | Balance Outstanding Dec. 31, 1969          | 71,426.34       |
| <b>PUBLIC WORKS</b>                           |              | <b>1969 REAL PROPERTY VALUATIONS</b>              |                         | <b>PRIOR YEARS TAXES OUTSTANDING</b>       |                 |
| Streets and Drainage                          | 89,611.88    | Code Class # of Parcels %VAL'N ASSESSED VALUATION |                         | Balance January 1, 1969                    | 64,589.52       |
| Sewers and Sewage Processing                  |              | 1 Vacant Land 568 7.27 1,019,775.00               |                         | Collected in 1969                          | 63,696.02       |
| Garbage and Trash Disposal                    | 1,083.33     | 2 Residential 483 45.45 6,375,090.00              |                         | Cancelled, Abated or Adjusted (1969)       | 383.28          |
| Public Buildings and Grounds                  |              | 3 Farm 411 38.34 5,377,740.00                     |                         | Transfers to Tax Title Liens or Foreclosed | 496.69          |
| Other Public Works                            |              | 4a Commercial 29 5.70 799,125.00                  |                         | Balance December 31, 1969                  | 13.53           |
| <b>HEALTH and WELFARE</b>                     |              | 4b Industrial 1 2.75 386,000.00                   |                         | <b>TAX TITLE LIENS OUTSTANDING</b>         |                 |
| Health Services Except Environmental          | 3,500.00     | 4c Apartments 3 .49 69,240.00                     |                         | Balance January 1, 1969                    | 14,050.48       |
| Welfare-Public Assistance                     | 1,600.46     | Total 1495 100.00 14,026,970.00                   |                         | Transfers From Taxes                       | 2,949.49        |
| Hospitals, Clinics, First Aid                 | 7,500.00     |   |                         | Redeemed in 1969                           | 7,788.13        |
| Animal, Insect, & Rodent Control              |              |   |                         | Cancelled, Abated or Adjusted (1969)       | 1,751.59        |
| Other Welfare Services                        |              |   |                         | Transfers to Foreclosed Property           |                 |
| <b>RECREATION and CONSERVATION</b>            |              | <b>CAPITAL DEBT AUTHORIZED, DECEMBER 31, 1969</b> |                         | Balance December 31, 1969                  | 7,460.25        |
| Beaches and Boardwalks                        |              | ISSUED AND UNISSUED GROSS DEBT NET DEBT           |                         | <b>PROPERTY ACQUIRED BY DEED OR</b>        |                 |
| Parks, Playgrounds, Shade Trees               |              | School 180,000                                    |                         | <b>FORECLOSURE</b>                         |                 |
| Land Reclamation & Conservation               |              | Self-liquidating                                  |                         | Balance January 1, 1969                    | 7,680.00        |
| Other Recreational Services                   |              | Other   |                         | Transfers From Taxes or Liens              |                 |
| <b>EDUCATION (excluding schools)</b>          |              | Total 180,000                                     |                         | Sale for Cash (1969)                       |                 |
| Libraries                                     |              |   |                         | Cancelled, Abated or Adjusted (1969)       |                 |
| Other Educational Services                    |              | <b>ISSUED AND OUTSTANDING</b>                     |                         | Balance December 31, 1969                  | 7,680.00        |
| <b>STATUTORY EXPENDITURES</b>                 |              | School 180,000.00                                 |                         | <b>CURRENT FINANCES DECEMBER 31, 1969</b>  |                 |
| Pensions & F.I.C.A.                           | 3,588.22     | Self-Liquidating                                  |                         | <b>ASSETS</b>                              |                 |
| Employee Fringe Benefits                      | 1,445.00     | Other   |                         | Cash Dec. 31, 1969                         | 275,260.86      |
| Other Statutory Expenditures                  |              | Total 180,000.00                                  |                         | Taxes Receivable                           | 71,439.87       |
| <b>MUNICIPAL FUNCTIONS</b>                    |              | <b>EQUALIZED VALUATION BASIS</b>                  |                         | Tax Title Liens                            | 7,460.25        |
| <b>CAPITAL IMPROVEMENTS</b>                   |              | <b>FOR NET DEBT COMPUTATION</b>                   |                         | Foreclosed Property                        | 7,680.00        |
| <b>DEBT SERVICE</b>                           |              | 1969 CAPITAL OUTLAY TOTAL 12,200.00               |                         | Emergencies & Other Deferred Charges       | 12,620.43       |
| Principal Payments                            |              | Beaches and Boardwalks                            |                         | State Aid Receivable                       | 21,134.00       |
| Interest Payments                             |              | Parks and Playgrounds                             |                         | Other Receivables                          | 325.86          |
| <b>DEFERRED CHARGES</b>                       |              | Public Buildings and Grounds                      |                         | Total                                      | 395,921.27      |
| <b>SCHOOL, COUNTY, SPECIAL DISTRICT TAXES</b> |              | Vehicular Equipment                               |                         | <b>LIABILITIES</b>                         |                 |
| <b>RESERVE FOR UNCOLLECTED TAXES</b>          |              | Streets, Roads, Sidewalks, Storm Sewers           |                         | Cash Liabilities                           | 216,629.08      |
|   |              | Sewer System                                      |                         | Reserves for Receivables                   | 86,905.98       |
|   |              | Water Service                                     |                         | Surplus Dec. 31, 1969                      | 92,386.21       |
|   |              | Other Utilities                                   |                         | Total                                      | 395,921.27      |
|   |              | Hospitals and Clinics                             |                         |  |                 |
|   |              | Garbage and Trash Disposal Facilities             |                         |  |                 |
|   |              | Health Equipment                                  |                         |  |                 |
|   |              | Library and Education Facilities                  |                         |  |                 |
|   |              | Conservation and Recreation                       |                         |  |                 |
|   |              | Other Expenditures                                |                         |  |                 |
| <b>EXPENDITURES</b>                           | <b>TOTAL</b> |   |                         |  |                 |
|   | 904,207.78   |   | 7,700.00                |  |                 |

1212  
Population 1960 5,435  
Population 1969 6,800  
  
Moody Rating  
Land Area 1.60 Sq. Miles

MILLTOWN BORO - MIDDLESEX COUNTY  
Net Valuation Taxable 23,353,725  
State Equalized Value 46,623,527  
Net Valuation on Which County Taxes are apportioned: 50,392,156  
State Equalization Ratio .5009  
General Tax Rate Per \$100. 5.53  
State Equalized General Tax Rate: 2.76

PER CAPITA:  
Gross Debt 183.46  
Net Debt 63.75  
Debt Service 7.31  
Total Tax Levy 186.42  
Municipal Expenditures 83.84  
  
PER CENT:  
Gross Debt 2.84  
Net Debt .99  
Tax Levy Collected 96.95  
Tax Levy Cancelled, Abated or Adjusted

| 1969 EXPENDITURES                             |                           | 1969 REVENUES                         |                           | 1969 PROPERTY TAX                          |                     |
|---|---------------------------|---------------------------------------|---------------------------|--|---------------------|
| <b>GENERAL GOVERNMENT</b>                     |                           | 1969 — Property Taxes Collected       |                           | <b>STATE EQUALIZED TAX RATE</b>            |                     |
| Governing Body & Public Boards                |                           | 1969 Payments in Lieu of Taxes        | 1,230,903.56              | Local District School Taxes                | 1.94 906,593.50     |
| Municipal Clerk                               |                           | Delinquent Tax & Lien Collections     | 40,204.80                 | Regional & Consolidated School Tax         |                     |
| Financial Administration                      | 24,083.00                 | Business Personalty Replacement Taxes | 75,602.00                 | School Taxes in Municipal Budget           |                     |
| Assessment of Taxes                           | 4,100.00                  | Taxes from Public Utilities           | 49,825.48                 | County Taxes                               | .56 260,934.68      |
| Collection of Taxes                           | 15,224.00                 | Other Miscellaneous Tax Revenues      |                           | County Library Taxes                       |                     |
| Planning, Housing & Development               | 3,830.00                  | State Aid Revenues                    | 24,402.68                 | Local Municipal Purpose Taxes              | .17 79,286.86       |
| Human Resources                               | 13,300.00                 | Federal Aid Revenues                  |                           | Veteran & Senior Citizen Taxes             | .09 42,690.00       |
| Elections                                     | 1,470.00                  | Sale of Acquired Property             |                           | Total Taxes for Rate Computation           | 2.76 1,289,505.04   |
| General Administration (other)                | 27,550.00                 | Other Miscellaneous Revenues          | 269,647.13                | Special District Taxes                     |                     |
| <b>JUDICIARY</b>                              |                           | 1969 Revenues                         | 1,690,585.65              | Bank Stock Taxes                           | 3,095.56            |
| Municipal Courts                              | 10,675.00                 | Prior Years Surplus Appropriated      | 57,000.00                 | Added and Omitted Taxes                    | 17,729.40           |
| <b>PUBLIC SAFETY</b>                          |                           | <b>REVENUES</b>                       | <b>TOTAL 1,747,585.65</b> | Total Taxes Levied - ABSTRACT              | 1,267,640.00        |
| Fire Protection                               | 19,120.00                 |                                       |                           | <b>TOTAL TAXES BILLED</b>                  | <b>1,269,600.70</b> |
| Police Protection                             | 109,982.00                |                                       |                           | 1969 TAXES COLLECTED                       | 1,230,903.56        |
| Civil Defense & Disaster Control              | 3,950.00                  |                                       |                           | 1969 Taxes Cancelled, Abated or Adjusted   |                     |
| Environmental Inspection & Control            | 2,200.00                  |                                       |                           | Transfer to Tax Title Liens or Foreclosed  |                     |
| Other Public Safety                           |                           |                                       |                           | Balance Outstanding Dec. 31, 1969          | 38,697.14           |
| <b>PUBLIC WORKS</b>                           |                           |                                       |                           | <b>PRIOR YEARS TAXES OUTSTANDING</b>       |                     |
| Streets and Drainage                          | 59,325.00                 |                                       |                           | Balance January 1, 1969                    | 41,010.56           |
| Sewers and Sewage Processing                  | 21,300.00                 |                                       |                           | Collected in 1969                          | 38,339.80           |
| Garbage and Trash Disposal                    | 49,455.00                 |                                       |                           | Cancelled, Abated or Adjusted (1969)       | 247.60              |
| Public Buildings and Grounds                  | 13,400.00                 |                                       |                           | Transfers to Tax Title Liens or Foreclosed |                     |
| Other Public Works                            |                           |                                       |                           | Balance December 31, 1969                  | 2,423.16            |
| <b>HEALTH and WELFARE</b>                     |                           |                                       |                           | <b>TAX TITLE LIENS OUTSTANDING</b>         |                     |
| Health Services Except Environmental          | 4,775.00                  |                                       |                           | Balance January 1, 1969                    | 3,567.63            |
| Welfare-Public Assistance                     | 2,700.00                  |                                       |                           | Transfers From Taxes                       |                     |
| Hospitals, Clinics, First Aid                 |                           |                                       |                           | Redeemed in 1969                           | 1,865.00            |
| Animal, Insect, & Rodent Control              | 1,000.00                  |                                       |                           | Cancelled, Abated or Adjusted (1969)       |                     |
| Other Welfare Services                        |                           |                                       |                           | Transfers to Foreclosed Property           |                     |
| <b>RECREATION and CONSERVATION</b>            |                           |                                       |                           | Balance December 31, 1969                  | 1,702.63            |
| Beaches and Boardwalks                        |                           |                                       |                           | <b>PROPERTY ACQUIRED BY DEED OR</b>        |                     |
| Parks, Playgrounds, Shade Trees               | 29,500.00                 |                                       |                           | <b>FORECLOSURE</b>                         |                     |
| Land Reclamation & Conservation               |                           |                                       |                           | Balance January 1, 1969                    | 150.00              |
| Other Recreational Services                   | 7,200.00                  |                                       |                           | Transfers From Taxes or Liens              |                     |
| <b>EDUCATION (excluding schools)</b>          |                           |                                       |                           | Sale for Cash (1969)                       |                     |
| Libraries                                     | 7,500.00                  |                                       |                           | Cancelled, Abated or Adjusted (1969)       |                     |
| Other Educational Services                    |                           |                                       |                           | Balance December 31, 1969                  | 150.00              |
| <b>STATUTORY EXPENDITURES</b>                 |                           |                                       |                           | <b>CURRENT FINANCES DECEMBER 31, 1969</b>  |                     |
| Pensions & F.I.C.A.                           | 22,077.00                 |                                       |                           | <b>ASSETS</b>                              |                     |
| Employee Fringe Benefits                      | 2,000.00                  |                                       |                           | Cash Dec. 31, 1969                         | 130,637.49          |
| Other Statutory Expenditures                  |                           |                                       |                           | Taxes Receivable                           | 41,120.30           |
| <b>MUNICIPAL FUNCTIONS</b>                    | <b>TOTAL 455,716.00</b>   |                                       |                           | Tax Title Liens                            | 1,702.63            |
| <b>CAPITAL IMPROVEMENTS</b>                   | <b>5,900.00</b>           |                                       |                           | Foreclosed Property                        | 150.00              |
| <b>DEBT SERVICE</b>                           |                           |                                       |                           | Emergencies & Other Deferred Charges       | 17,200.00           |
| Principal Payments                            | 31,500.00                 |                                       |                           | State Aid Receivable                       | 10,602.00           |
| Interest Payments                             | 18,227.50                 |                                       |                           | Other Receivables                          | 3,384.32            |
|   |                           |                                       |                           | <b>Total</b>                               | <b>204,796.74</b>   |
| <b>DEFERRED CHARGES</b>                       | <b>9,208.30</b>           |                                       |                           | <b>LIABILITIES</b>                         |                     |
| <b>SCHOOL, COUNTY, SPECIAL DISTRICT TAXES</b> | <b>1,167,528.18</b>       |                                       |                           | Cash Liabilities                           | 70,663.32           |
| <b>RESERVE FOR UNCOLLECTED TAXES</b>          | <b>49,575.30</b>          |                                       |                           | Reserves for Receivables                   | 46,357.25           |
|   |                           |                                       |                           | Surplus Dec. 31, 1969                      | 87,776.17           |
| <b>EXPENDITURES</b>                           | <b>TOTAL 1,737,655.28</b> |                                       |                           | <b>Total</b>                               | <b>204,796.74</b>   |

0610  
Population 1960 19,096  
Population 1969 23,090  
Moody Rating  
Land Area 44.30 Sq Miles

# MILLVILLE CITY

Net Valuation Taxable 34,682,355  
State Equalized Value 94,605,441  
Net Valuation on Which County Taxes  
are apportioned: 99,741,052  
State Equalization Ratio .3666

# - CUMBERLAND COUNTY

General Tax Rate Per \$100. 11.49  
State Equalized  
General Tax Rate: 4.21

PER CAPITA:  
Gross Debt 464.50  
Net Debt 97.82  
Debt Service 20.14  
Total Tax Levy 168.13  
Municipal Expenditures 94.01

PER CENT:  
Gross Debt 12.07  
Net Debt 2.54  
Tax Levy Collected 95.33  
Tax Levy Cancelled, Abated  
or Adjusted .42

| 1969 EXPENDITURES                      |                     | 1969 REVENUES   |                     | 1969 PROPERTY TAX                               |                     |
|--|---------------------|---|---------------------|---|---------------------|
| <b>GENERAL GOVERNMENT</b>              |                     | 1969 — Property Taxes Collected 3,704,984.98              |                     | <b>STATE EQUALIZED TAX RATE</b> 2.13            |                     |
| Governing Body & Public Boards         |                     | 1969 Payments in Lieu of Taxes                            |                     | Local District School Taxes                     | 2,010,567.00        |
| Municipal Clerk                        | 14,900.00           | Delinquent Tax & Lien Collections                         | 137,451.36          | Regional & Consolidated School Tax              |                     |
| Financial Administration               | 56,456.91           | Business Personalty Replacement Taxes                     | 314,495.00          | School Taxes in Municipal Budget                | .25 234,384.00      |
| Assessment of Taxes                    | 27,250.00           | Taxes from Public Utilities                               | 337,894.50          | County Taxes                                    | 1.12 1,058,000.75   |
| Collection of Taxes                    | 43,375.00           | Other Miscellaneous Tax Revenues                          |                     | County Library Taxes                            |                     |
| Planning, Housing & Development        | 7,600.00            | State Aid Revenues  | 288,892.91          | Local Municipal Purpose Taxes                   | .58 545,819.92      |
| Human Resources                        | 11,500.00           | Federal Aid Revenues                                      |                     | Veteran & Senior Citizen Taxes                  | .14 133,150.00      |
| Elections                              | 8,800.00            | Sale of Acquired Property                                 | 6,440.00            | Total Taxes for Rate Computation                | 4.22 3,981,921.67   |
| General Administration (other)         | 129,700.00          | Other Miscellaneous Revenues                              | 161,826.71          | Special District Taxes                          |                     |
| <b>JUDICIARY</b>                       |                     | 1969 Revenues Total                                       | 4,951,985.46        | Bank Stock Taxes                                | 9,417.52            |
| Municipal Courts                       | 14,850.00           | Prior Years Surplus Appropriated                          | 210,000.00          | Added and Omitted Taxes                         | 23,928.01           |
| <b>PUBLIC SAFETY</b>                   |                     | <b>REVENUES TOTAL</b>                                     | <b>5,161,985.46</b> | Total Taxes Levied - ABSTRACT                   | 3,882,117.20        |
| Fire Protection                        | 114,825.00          |   |                     | <b>TOTAL TAXES BILLED</b>                       | <b>3,886,313.27</b> |
| Police Protection                      | 319,350.00          |   |                     | 1969 TAXES COLLECTED                            | 3,704,984.98        |
| Civil Defense & Disaster Control       |                     |   |                     | 1969 Taxes Cancelled, Abated or Adjusted        | 16,266.14           |
| Environmental Inspection & Control     | 23,550.00           |   |                     | Transfer to Tax Title Liens or Foreclosed       | 7,090.63            |
| Other Public Safety                    |                     |   |                     | Balance Outstanding Dec. 31, 1969               | 157,971.52          |
| <b>PUBLIC WORKS</b>                    |                     | <b>1969 REAL PROPERTY VALUATIONS</b>                      |                     | <b>PRIOR YEARS TAXES OUTSTANDING</b>            |                     |
| Streets and Drainage                   | 214,128.35          | Code Class # of Parcels %VAL'N ASSESSED VALUATION         |                     | Balance January 1, 1969                         | 155,890.41          |
| Sewers and Sewage Processing           |                     | 1 Vacant Land 2214 4.70 1,589,225.00                      |                     | Collected in 1969                               | 133,017.67          |
| Garbage and Trash Disposal             | 67,850.00           | 2 Residential 5680 57.64 19,490,275.00                    |                     | Cancelled, Abated or Adjusted (1969)            | 8,270.59            |
| Public Buildings and Grounds           | 47,550.00           | 3 Farm 177 1.84 622,950.00                                |                     | Transfers to Tax Title Liens or Foreclosed      | 2,537.60            |
| Other Public Works                     |                     | 4a Commercial 371 12.51 4,229,800.00                      |                     | Balance December 31, 1969                       | 12,064.55           |
| <b>HEALTH and WELFARE</b>              |                     | 4b Industrial 154 21.15 7,152,605.00                      |                     | <b>TAX TITLE LIENS OUTSTANDING</b>              |                     |
| Health Services Except Environmental   | 9,650.00            | 4c Apartments 16 2.16 731,125.00                          |                     | Balance January 1, 1969                         | 13,036.12           |
| Welfare-Public Assistance              | 13,300.00           | Total 8612 100.00 33,815,980.00                           |                     | Transfers From Taxes                            | 9,912.93            |
| Hospitals, Clinics, First Aid          | 12,000.00           |   |                     | Redeemed in 1969                                | 4,433.69            |
| Animal, Insect, & Rodent Control       | 4,851.65            |   |                     | Cancelled, Abated or Adjusted (1969)            | 16.79               |
| Other Welfare Services                 |                     |   |                     | Transfers to Foreclosed Property                | 4,718.14            |
| <b>RECREATION and CONSERVATION</b>     |                     | <b>CAPITAL DEBT AUTHORIZED, DECEMBER 31, 1969</b>         |                     | Balance December 31, 1969                       | 13,780.43           |
| Beaches and Boardwalks                 |                     | ISSUED AND UNISSUED GROSS DEBT NET DEBT                   |                     | <b>PROPERTY ACQUIRED BY DEED OR FORECLOSURE</b> |                     |
| Parks, Playgrounds, Shade Trees        | 53,420.00           | School 4,825,000 1,271,940                                |                     | Balance January 1, 1969                         | 62,646.86           |
| Land Reclamation & Conservation        |                     | Self-Liquidating 4,802,000                                |                     | Transfers From Taxes or Liens                   | 4,718.14            |
| Other Recreational Services            | 2,265.00            | Other 1,098,275 986,741                                   |                     | Sale for Cash (1969)                            | 6,040.00            |
| <b>EDUCATION (excluding schools)</b>   |                     | Total 10,725,275 2,258,682                                |                     | Cancelled, Abated or Adjusted (1969)            |                     |
| Libraries                              | 39,594.00           |   |                     | Balance December 31, 1969                       | 61,325.00           |
| Other Educational Services             |                     | <b>ISSUED AND OUTSTANDING</b>                             |                     | <b>CURRENT FINANCES DECEMBER 31, 1969</b>       |                     |
| <b>STATUTORY EXPENDITURES</b>          |                     | School 4,825,000.00                                       |                     | <b>ASSETS</b>                                   |                     |
| Pensions & F.I.C.A.                    | 80,167.79           | Self-Liquidating 4,802,000.00                             |                     | Cash Dec. 31, 1969                              | 1,149,931.50        |
| Employee Fringe Benefits               | 9,750.00            | Other 1,006,000.00  |                     | Taxes Receivable                                | 170,036.07          |
| Other Statutory Expenditures           |                     | Total 10,633,000.00                                       |                     | Tax Title Liens                                 | 13,780.43           |
| <b>MUNICIPAL FUNCTIONS</b>             |                     | <b>EQUALIZED VALUATION BASIS FOR NET DEBT COMPUTATION</b> |                     | Foreclosed Property                             | 61,325.00           |
| <b>CAPITAL IMPROVEMENTS</b>            |                     | 1969 CAPITAL OUTLAY TOTAL 2,912,152.49                    |                     | Emergencies & Other Deferred Charges            | 31,500.00           |
| <b>DEBT SERVICE</b>                    |                     | Beaches and Boardwalks 100.00                             |                     | State Aid Receivable                            | 125,147.10          |
| Principal Payments                     | 228,000.00          | Parks and Playgrounds 1,005,499.98                        |                     | Other Receivables                               | 5,773.91            |
| Interest Payments                      | 237,016.20          | Public Buildings and Grounds 3,919.15                     |                     | Total   | 1,557,494.01        |
| <b>TYPE I SCHL DEBT *MEMO</b>          |                     | Vehicular Equipment 196,864.59                            |                     | <b>LIABILITIES</b>                              |                     |
| DEFERRED CHARGES                       | 384,284.50          | Streets, Roads, Sidewalks, Storm Sewers 1,639,702.12      |                     | Cash Liabilities                                | 1,190,013.67        |
| SCHOOL, COUNTY, SPECIAL DISTRICT TAXES | 4,800.00            | Sewer System 4,105.66                                     |                     | Reserves for Receivables                        | 250,915.41          |
| RESERVE FOR UNCOLLECTED TAXES          | 3,302,951.75        | Water Service   |                     | Surplus Dec. 31, 1969                           | 116,564.93          |
|  | 161,804.91          | Other Utilities   |                     | Total   | 1,557,494.01        |
| <b>EXPENDITURES</b>                    |                     | Hospitals and Clinics                                     |                     |   |                     |
| <b>TOTAL</b>                           | <b>5,473,589.90</b> | Garbage and Trash Disposal Facilities                     |                     |   |                     |
|  |                     | Health Equipment  |                     |   |                     |
|  |                     | Library and Education Facilities                          | 49,000.00           |   |                     |
|  |                     | Conservation and Recreation                               |                     |   |                     |
|  |                     | Other Expenditures  | 12,960.99           |   |                     |

\* ABOVE DEBT SERVICE INCLUDES TYPE I SCHOOL DEBT

1420  
Population 1960 3,362  
Population 1969 3,860  
  
Moody Rating  
Land Area 2.80 Sq. Miles

MINE HILL TWP  
Net Valuation Taxable 9,551,868  
State Equalized Value 21,644,840  
Net Valuation on Which County Taxes are apportioned: 21,840,327  
State Equalization Ratio .4413  
  
- MORRIS COUNTY  
General Tax Rate Per \$100. 8.76  
State Equalized General Tax Rate: 3.86

PER CAPITA:  
Gross Debt 30.16  
Net Debt 6.84  
Debt Service .85  
Total Tax Levy 212.20  
Municipal Expenditures 82.80  
  
PER CENT:  
Gross Debt .56  
Net Debt .13  
Tax Levy Collected 88.64  
Tax Levy Cancelled, Abated or Adjusted .05

| 1969 EXPENDITURES                      |                     | 1969 REVENUES                              |                   | 1969 PROPERTY TAX                               |                   |
|--|---------------------|--|-------------------|---|-------------------|
| <b>GENERAL GOVERNMENT</b>              |                     | 1969 — Property Taxes Collected 726,880.32 |                   | <b>STATE EQUALIZED TAX RATE</b>                 |                   |
| Governing Body & Public Boards         |                     | 1969 Payments in Lieu of Taxes             |                   | Local District School Taxes 2.79                | 602,838.80        |
| Municipal Clerk                        |                     | Delinquent Tax & Lien Collections          | 49,214.69         | Regional & Consolidated School Tax              |                   |
| Financial Administration               | 11,350.00           | Business Personalty Replacement Taxes      | 54,164.00         | School Taxes in Municipal Budget                |                   |
| Assessment of Taxes                    | 3,400.00            | Taxes from Public Utilities                | 35,110.66         | County Taxes .40                                | 86,699.69         |
| Collection of Taxes                    | 4,830.00            | Other Miscellaneous Tax Revenues           |                   | County Library Taxes .03                        | 6,467.94          |
| Planning, Housing & Development        | 2,804.97            | State Aid Revenues                         | 29,233.36         | Local Municipal Purpose Taxes .54               | 115,988.64        |
| Human Resources                        |                     | Federal Aid Revenues                       |                   | Veteran & Senior Citizen Taxes .11              | 23,980.00         |
| Elections                              | 600.00              | Sale of Acquired Property                  |                   | Total Taxes for Rate Computation 3.87           | 835,975.07        |
| General Administration (other)         | 13,820.00           | Other Miscellaneous Revenues               | 23,066.52         | Special District Taxes                          |                   |
| <b>JUDICIARY</b>                       |                     | 1969 Revenues Total                        | 917,669.55        | Bank Stock Taxes                                | 685.56            |
| Municipal Courts                       | 3,500.00            | Prior Years Surplus Appropriated           | 55,000.00         | Added and Omitted Taxes                         | 6,410.48          |
| <b>PUBLIC SAFETY</b>                   |                     | <b>REVENUES TOTAL</b>                      | <b>972,669.55</b> | Total Taxes Levied - ABSTRACT                   | 819,091.11        |
| Fire Protection                        | 7,858.88            |  |                   | <b>TOTAL TAXES BILLED</b>                       | <b>820,009.68</b> |
| Police Protection                      | 55,125.00           |  |                   | 1969 TAXES COLLECTED                            | 726,880.32        |
| Civil Defense & Disaster Control       | 2,650.00            |  |                   | 1969 Taxes Cancelled, Abated or Adjusted        | 450.00            |
| Environmental Inspection & Control     | 1,400.00            |  |                   | Transfer to Tax Title Liens or Foreclosed       | 38,581.60         |
| Other Public Safety                    |                     |  |                   | Balance Outstanding Dec. 31, 1969               | 54,097.76         |
| <b>PUBLIC WORKS</b>                    |                     |  |                   | <b>PRIOR YEARS TAXES OUTSTANDING</b>            |                   |
| Streets and Drainage                   | 37,978.89           |  |                   | Balance January 1, 1969                         | 63,768.65         |
| Sewers and Sewage Processing           |                     |  |                   | Collected in 1969                               | 49,214.69         |
| Garbage and Trash Disposal             | 21,000.00           |  |                   | Cancelled, Abated or Adjusted (1969)            | 318.42            |
| Public Buildings and Grounds           | 5,400.00            |  |                   | Transfers to Tax Title Liens or Foreclosed      | 7,074.60          |
| Other Public Works                     |                     |  |                   | Balance December 31, 1969                       | 7,160.94          |
| <b>HEALTH and WELFARE</b>              |                     |  |                   | <b>TAX TITLE LIENS OUTSTANDING</b>              |                   |
| Health Services Except Environmental   | 4,790.00            |  |                   | Balance January 1, 1969                         | 64,014.22         |
| Welfare-Public Assistance              | 2,600.00            |  |                   | Transfers From Taxes                            | 46,546.16         |
| Hospitals, Clinics, First Aid          | 500.00              |  |                   | Redeemed in 1969                                |                   |
| Animal, Insect, & Rodent Control       | 1,259.45            |  |                   | Cancelled, Abated or Adjusted (1969)            | 1,371.00          |
| Other Welfare Services                 |                     |  |                   | Transfers to Foreclosed Property:               |                   |
| <b>RECREATION and CONSERVATION</b>     |                     |  |                   | Balance December 31, 1969                       | 109,189.38        |
| Beaches and Boardwalks                 |                     |  |                   | <b>PROPERTY ACQUIRED BY DEED OR FORECLOSURE</b> |                   |
| Parks, Playgrounds, Shade Trees        |                     |  |                   | Balance January 1, 1969                         | 7,255.00          |
| Land Reclamation & Conservation        |                     |  |                   | Transfers From Taxes or Liens                   |                   |
| Other Recreational Services            | 2,816.70            |  |                   | Sale for Cash (1969)                            |                   |
| <b>EDUCATION (excluding schools)</b>   |                     |  |                   | Cancelled, Abated or Adjusted (1969)            |                   |
| Libraries                              |                     |  |                   | Balance December 31, 1969                       | 7,255.00          |
| Other Educational Services             |                     |  |                   | <b>CURRENT FINANCES DECEMBER 31, 1969</b>       |                   |
| <b>STATUTORY EXPENDITURES</b>          |                     |  |                   | <b>ASSETS</b>                                   |                   |
| Pensions & F.I.C.A.                    | 8,385.00            |  |                   | Cash Dec. 31, 1969                              | 153,196.06        |
| Employee Fringe Benefits               | 2,150.00            |  |                   | Taxes Receivable                                | 61,258.70         |
| Other Statutory Expenditures           |                     |  |                   | Tax Title Liens                                 | 109,189.38        |
| <b>MUNICIPAL FUNCTIONS</b>             |                     |  |                   | Foreclosed Property                             | 7,255.00          |
| <b>CAPITAL IMPROVEMENTS</b>            |                     |  |                   | Emergencies & Other Deferred Charges            |                   |
| <b>DEBT SERVICE</b>                    |                     |  |                   | State Aid Receivable                            | 18,998.00         |
| Principal Payments                     | 3,300.00            |  |                   | Other Receivables                               | 1,561.78          |
| Interest Payments                      |                     |  |                   | Total   | 351,458.92        |
| <b>DEFERRED CHARGES</b>                |                     |  |                   | <b>LIABILITIES</b>                              |                   |
| SCHOOL, COUNTY, SPECIAL DISTRICT TAXES | 696,006.43          |  |                   | Cash Liabilities                                | 42,210.61         |
| RESERVE FOR UNCOLLECTED TAXES          | 105,990.69          |  |                   | Reserves for Receivables                        | 179,264.86        |
| <b>EXPENDITURES TOTAL</b>              | <b>1,015,627.12</b> |  |                   | Surplus Dec. 31, 1969                           | 129,983.45        |
|  |                     |  |                   | Total   | 351,458.92        |

1333  
Population 1960 1,363  
Population 1969 1,790  
Moody Rating  
Land Area 1.10 Sq. Miles

MONMOUTH BEACH BORO - MONMOUTH COUNTY  
Net Valuation Taxable 17,428,623  
State Equalized Value 15,089,716 General Tax Rate Per \$100. 3.55  
Net Valuation on Which County Taxes  
are apportioned: 14,194,696 State Equalized  
State Equalization Ratio 1.1550 General Tax Rate: 4.10

PER CAPITA:  
Gross Debt 352.25  
Net Debt 104.18  
Debt Service 23.08  
Total Tax Levy 341.59  
Municipal Expenditures 208.61

PER CENT:  
Gross Debt 4.43  
Net Debt 1.31  
Tax Levy Collected 93.24  
Tax Levy Cancelled, Abated  
or Adjusted

| 1969 EXPENDITURES                      |            | 1969 REVENUES                              |            | 1969 PROPERTY TAX                          |            |
|--|------------|--|------------|--|------------|
| GENERAL GOVERNMENT                     |            | 1969 — Property Taxes Collected 570,103.05 |            | STATE EQUALIZED TAX RATE                   |            |
| Governing Body & Public Boards         |            | 1969 Payments in Lieu of Taxes             |            | Local District School Taxes 1.23           | 184,938.00 |
| Municipal Clerk                        | 14,650.00  | Delinquent Tax & Lien Collections          | 43,228.72  | Regional & Consolidated School Tax .83     | 125,760.41 |
| Financial Administration               | 4,500.00   | Business Personality Replacement Taxes     | 3,562.00   | School Taxes in Municipal Budget           |            |
| Assessment of Taxes                    | 350.00     | Taxes from Public Utilities                | 30,502.33  | County Taxes .56                           | 85,108.80  |
| Collection of Taxes                    |            | Other Miscellaneous Tax Revenues           |            | County Library Taxes .02                   | 3,183.97   |
| Planning, Housing & Development        |            | State Aid Revenues                         | 7,049.98   | Local Municipal Purpose Taxes 1.40         | 211,739.83 |
| Human Resources                        |            | Federal Aid Revenues                       |            | Veteran & Senior Citizen Taxes .06         | 9,370.00   |
| Elections                              | 450.00     | Sale of Acquired Property                  |            | Total Taxes for Rate Computation 4.10      | 620,101.01 |
| General Administration (other)         | 23,275.00  | Other Miscellaneous Revenues               | 88,961.79  | Special District Taxes                     |            |
| JUDICIARY                              |            | 1969 Revenues Total                        | 743,407.87 | Bank Stock Taxes                           | 205.67     |
| Municipal Courts                       |            | Prior Years Surplus Appropriated           | 30,000.00  | Added and Omitted Taxes                    | 515.90     |
| PUBLIC SAFETY                          |            | REVENUES TOTAL                             | 773,407.87 | Total Taxes Levied - ABSTRACT              | 611,452.58 |
| Fire Protection                        | 8,400.00   |  |            | TOTAL TAXES BILLED                         | 611,452.58 |
| Police Protection                      | 52,490.00  |  |            | 1969 TAXES COLLECTED                       | 570,103.05 |
| Civil Defense & Disaster Control       | 100.00     |  |            | 1969 Taxes Cancelled, Abated or Adjusted   |            |
| Environmental Inspection & Control     |            |  |            | Transfer to Tax Title Liens or Foreclosed  |            |
| Other Public Safety                    |            |  |            | Balance Outstanding Dec. 31, 1969          | 41,349.53  |
| PUBLIC WORKS                           |            |  |            | PRIOR YEARS TAXES OUTSTANDING              |            |
| Streets and Drainage                   | 39,200.00  |  |            | Balance January 1, 1969                    | 53,197.29  |
| Sewers and Sewage Processing           |            |  |            | Collected in 1969                          | 43,228.72  |
| Garbage and Trash Disposal             | 22,475.00  |  |            | Cancelled, Abated or Adjusted (1969)       |            |
| Public Buildings and Grounds           | 4,600.00   |  |            | Transfers to Tax Title Liens or Foreclosed |            |
| Other Public Works                     |            |  |            | Balance December 31, 1969                  | 9,968.57   |
| HEALTH and WELFARE                     |            |  |            | TAX TITLE LIENS OUTSTANDING                |            |
| Health Services Except Environmental   | 4,375.00   |  |            | Balance January 1, 1969                    | 76.59      |
| Welfare-Public Assistance              | 600.00     |  |            | Transfers From Taxes                       |            |
| Hospitals, Clinics, First Aid          |            |  |            | Redeemed in 1969                           |            |
| Animal, Insect, & Rodent Control       |            |  |            | Cancelled, Abated or Adjusted (1969)       |            |
| Other Welfare Services                 |            |  |            | Transfers to Foreclosed Property           |            |
| RECREATION and CONSERVATION            |            |  |            | Balance December 31, 1969                  | 76.59      |
| Beaches and Boardwalks                 | 50,000.00  |  |            | PROPERTY ACQUIRED BY DEED OR               |            |
| Parks, Playgrounds, Shade Trees        | 5,200.00   |  |            | FORECLOSURE                                |            |
| Land Reclamation & Conservation        |            |  |            | Balance January 1, 1969                    | 27,510.00  |
| Other Recreational Services            |            |  |            | Transfers From Taxes or Liens              |            |
| EDUCATION (excluding schools)          |            |  |            | Sale for Cash (1969)                       |            |
| Libraries                              | 6,925.00   |  |            | Cancelled, Abated or Adjusted (1969)       |            |
| Other Educational Services             |            |  |            | Balance December 31, 1969                  | 27,510.00  |
| STATUTORY EXPENDITURES                 |            |  |            | CURRENT FINANCES DECEMBER 31, 1969         |            |
| Pensions & F.I.C.A.                    | 15,185.00  |  |            | ASSETS                                     |            |
| Employee Fringe Benefits               | 8,025.00   |  |            | Cash Dec. 31, 1969                         | 206,496.69 |
| Other Statutory Expenditures           |            |  |            | Taxes Receivable                           | 51,318.10  |
| MUNICIPAL FUNCTIONS                    |            |  |            | Tax Title Liens                            | 76.59      |
| CAPITAL IMPROVEMENTS                   | 3,000.00   |  |            | Foreclosed Property                        | 27,510.00  |
| DEBT SERVICE                           |            |  |            | Emergencies & Other Deferred Charges       | 18,170.00  |
| Principal Payments                     | 38,000.00  |  |            | State Aid Receivable                       | 17,836.00  |
| Interest Payments                      | 3,317.50   |  |            | Other Receivables                          | 43,618.50  |
| DEFERRED CHARGES                       | 12,680.00  |  |            | Total                                      | 365,025.88 |
| SCHOOL, COUNTY, SPECIAL DISTRICT TAXES | 398,991.18 |  |            | LIABILITIES                                |            |
| RESERVE FOR UNCOLLECTED TAXES          | 55,610.00  |  |            | Cash Liabilities                           | 185,115.04 |
| EXPENDITURES TOTAL                     | 772,398.68 |  |            | Reserves for Receivables                   | 122,523.19 |
|  |            |  |            | Surplus Dec. 31, 1969                      | 57,387.65  |
|  |            |  |            | Total                                      | 365,025.88 |



0811  
Population 1960 9,396  
Population 1969 11,590  
  
Moody Rating  
Land Area 46.50 Sq Miles

MONROE TWP  
Net Valuation Taxable 13,851,205  
State Equalized Value 51,187,010  
Net Valuation on Which County Taxes  
are apportioned: 51,458,485  
State Equalization Ratio .2706  
  
- GLOUCESTER COUNTY  
General Tax Rate Per \$100. 11.71  
  
State Equalized  
General Tax Rate: 3.16

PER CAPITA:  
Gross Debt 212.32  
Net Debt 49.28  
Debt Service  
Total Tax Levy 136.28  
Municipal Expenditures 81.02

PER CENT:  
Gross Debt 5.21  
Net Debt 1.21  
Tax Levy Collected 87.22  
Tax Levy Cancelled, Abated  
or Adjusted

| 1969 EXPENDITURES                      |                     | 1969 REVENUES                                     |                           | 1969 PROPERTY TAX                          |                   |
|--|---------------------|---|---------------------------|--|-------------------|
| <b>GENERAL GOVERNMENT</b>              |                     | 1969 — Property Taxes Collected                   |                           | <b>STATE EQUALIZED TAX RATE</b>            |                   |
| Governing Body & Public Boards         |                     |   | 1,377,691.44              | Local District School Taxes                | 2.37 1,213,570.00 |
| Municipal Clerk                        |                     | 1969 Payments in Lieu of Taxes                    |                           | Regional & Consolidated School Tax         |                   |
| Financial Administration               | 8,200.00            | Delinquent Tax & Lien Collections                 | 169,139.60                | School Taxes in Municipal Budget           |                   |
| Assessment of Taxes                    | 11,450.00           | Business Personalty Replacement Taxes             | 69,704.00                 | County Taxes                               | .60 308,996.55    |
| Collection of Taxes                    | 34,100.00           | Taxes from Public Utilities                       | 274,416.42                | County Library Taxes                       |                   |
| Planning, Housing & Development        | 5,775.00            | Other Miscellaneous Tax Revenues                  |                           | Local Municipal Purpose Taxes              | .04 19,789.60     |
| Human Resources                        |                     | State Aid Revenues                                | 60,107.35                 | Veteran & Senior Citizen Taxes             | .16 79,580.00     |
| Elections                              | 4,700.00            | Federal Aid Revenues                              |                           | Total Taxes for Rate Computation           | 3.17 1,621,936.15 |
| General Administration (other)         | 45,400.00           | Sale of Acquired Property                         | 75,715.74                 | Special District Taxes                     |                   |
| <b>JUDICIARY</b>                       |                     | Other Miscellaneous Revenues                      | 123,529.75                | Bank Stock Taxes                           | 2,710.40          |
| Municipal Courts                       | 11,800.00           | 1969 Revenues                                     | 2,150,304.30              | Added and Omitted Taxes                    | 34,410.01         |
| <b>PUBLIC SAFETY</b>                   |                     | Prior Years Surplus Appropriated                  | 355,000.00                | Total Taxes Levied - ABSTRACT              | 1,579,476.56      |
| Fire Protection                        | 23,495.00           | <b>REVENUES</b>                                   | <b>TOTAL</b> 2,505,304.30 | <b>TOTAL TAXES BILLED</b>                  | 1,579,476.56      |
| Police Protection                      | 158,531.50          |   |                           | <b>1969 TAXES COLLECTED</b>                | 1,377,691.44      |
| Civil Defense & Disaster Control       | 2,000.00            | <b>1969 REAL PROPERTY VALUATIONS</b>              |                           | 1969 Taxes Cancelled, Abated or Adjusted   |                   |
| Environmental Inspection & Control     | 9,000.00            | Code Class # of Parcels %VAL'N                    | <b>ASSESSED VALUATION</b> | Transfer to Tax Title Liens or Foreclosed  |                   |
| Other Public Safety                    |                     | 1 Vacant Land 2162 5.41                           | 727,000.00                | Balance Outstanding Dec. 31, 1969          | 201,785.12        |
| <b>PUBLIC WORKS</b>                    |                     | 2 Residential 3445 68.67                          | 9,225,450.00              | <b>PRIOR YEARS TAXES OUTSTANDING</b>       |                   |
| Streets and Drainage                   | 200,282.00          | 3 Farm 382 8.86                                   | 1,191,100.00              | Balance January 1, 1969                    | 239,433.32        |
| Sewers and Sewage Processing           |                     | 4a Commercial 276 11.26                           | 1,512,900.00              | Collected in 1969                          | 147,036.71        |
| Garbage and Trash Disposal             | 2,700.00            | 4b Industrial 24 1.74                             | 233,150.00                | Cancelled, Abated or Adjusted (1969)       |                   |
| Public Buildings and Grounds           | 13,200.00           | 4c Apartments 19 4.06                             | 545,050.00                | Transfers to Tax Title Liens or Foreclosed |                   |
| Other Public Works                     | 50.00               | Total 6308 100.00                                 | 13,434,650.00             | Balance December 31, 1969                  | 92,396.61         |
| <b>HEALTH and WELFARE</b>              |                     | <b>CAPITAL DEBT AUTHORIZED, DECEMBER 31, 1969</b> |                           | <b>TAX TITLE LIENS OUTSTANDING</b>         |                   |
| Health Services Except Environmental   | 9,100.00            | ISSUED AND UNISSUED                               |                           | Balance January 1, 1969                    | 74,959.94         |
| Welfare-Public Assistance              | 8,000.00            | School  | 2,265,100                 | Transfers From Taxes                       |                   |
| Hospitals, Clinics, First Aid          |                     | Self-liquidating                                  |                           | Redeemed in 1969                           | 22,102.89         |
| Animal, Insect, & Rodent Control       | 5,550.00            | Other   | 195,723                   | Cancelled, Abated or Adjusted (1969)       |                   |
| Other Welfare Services                 |                     | Total   | 2,460,823                 | Transfers to Foreclosed Property           |                   |
| <b>RECREATION and CONSERVATION</b>     |                     | <b>ISSUED AND OUTSTANDING</b>                     |                           | Balance December 31, 1969                  | 52,857.05         |
| Beaches and Boardwalks                 |                     | School  | 1,710,000.00              | <b>PROPERTY ACQUIRED BY DEED OR</b>        |                   |
| Parks, Playgrounds, Shade Trees        | 9,410.00            | Self-Liquidating                                  |                           | <b>FORECLOSURE</b>                         |                   |
| Land Reclamation & Conservation        |                     | Other   |                           | Balance January 1, 1969                    | 46,826.66         |
| Other Recreational Services            | 1,800.00            | Total   | 1,710,000.00              | Transfers From Taxes or Liens              |                   |
| <b>EDUCATION (excluding schools)</b>   |                     | <b>EQUALIZED VALUATION BASIS</b>                  |                           | Sale for Cash (1969)                       |                   |
| Libraries                              | 1,400.00            | <b>FOR NET DEBT COMPUTATION</b>                   | 47,241,924.00             | Cancelled, Abated or Adjusted (1969)       |                   |
| Other Educational Services             | 1,000.00            |   |                           | Balance December 31, 1969                  | 46,826.66         |
| <b>STATUTORY EXPENDITURES</b>          |                     | 1969 CAPITAL OUTLAY                               | TOTAL 107,333.80          | <b>CURRENT FINANCES DECEMBER 31, 1969</b>  |                   |
| Pensions & F.I.C.A.                    | 30,000.00           | Beaches and Boardwalks                            |                           | <b>ASSETS</b>                              |                   |
| Employee Fringe Benefits               | 23,300.00           | Parks and Playgrounds                             |                           | Cash Dec. 31, 1969                         | 639,537.30        |
| Other Statutory Expenditures           |                     | Public Buildings and Grounds                      | 10,000.00                 | Taxes Receivable                           | 294,181.73        |
| <b>MUNICIPAL FUNCTIONS</b>             |                     | Vehicular Equipment                               |                           | Tax Title Liens                            | 52,857.05         |
| <b>CAPITAL IMPROVEMENTS</b>            |                     | Streets, Roads, Sidewalks, Storm Sewers           | 28,000.00                 | Foreclosed Property                        | 46,826.66         |
| <b>DEBT SERVICE</b>                    |                     | Sewer System                                      |                           | Emergencies & Other Deferred Charges       | 6,800.00          |
| Principal Payments                     |                     | Water Service                                     |                           | State Aid Receivable                       | 9,913.35          |
| Interest Payments                      |                     | Other Utilities                                   |                           | Other Receivables                          | 9,098.59          |
|  |                     | Hospitals and Clinics                             |                           | Total                                      | 1,059,214.68      |
| <b>DEFERRED CHARGES</b>                |                     | Garbage and Trash Disposal Facilities             | 15,000.00                 | <b>LIABILITIES</b>                         |                   |
| SCHOOL, COUNTY, SPECIAL DISTRICT TAXES | 11,773.00           | Health Equipment                                  |                           | Cash Liabilities                           | 258,020.43        |
| RESERVE FOR UNCOLLECTED TAXES          | 1,522,566.55        | Library and Education Facilities                  | 40,000.00                 | Reserves for Receivables                   | 402,964.03        |
|  | 194,699.05          | Conservation and Recreation                       |                           | Surplus Dec. 31, 1969                      | 398,230.22        |
| <b>EXPENDITURES</b>                    |                     | Other Expenditures                                | 14,333.80                 | Total                                      | 1,059,214.68      |
| <b>TOTAL</b>                           | <b>2,461,615.90</b> |   |                           |  |                   |

1213  
Population 1960 5,831  
Population 1969 7,520  
Moody Rating  
Land Area 41.80 Sq. Miles

MONROE TWP  
Net Valuation Taxable 25,541,939  
State Equalized Value 62,510,863  
Net Valuation on Which County Taxes are apportioned: 61,800,964  
State Equalization Ratio .4086  
General Tax Rate Per \$100. 6.74  
State Equalized General Tax Rate: 2.75

PER CAPITA:  
Gross Debt 141.49  
Net Debt 25.80  
Debt Service .93  
Total Tax Levy 237.89  
Municipal Expenditures 87.96

PER CENT:  
Gross Debt 1.94  
Net Debt .35  
Tax Levy Collected 92.31  
Tax Levy Cancelled, Abated or Adjusted .32

| 1969 EXPENDITURES                                |  | 1969 REVENUES                                   |  | 1969 PROPERTY TAX                          |              |
|--|--|---|--|--|--------------|
| <b>GENERAL GOVERNMENT</b>                        |  | 1969 — Property Taxes Collected 1,651,428.88    |  | <b>STATE EQUALIZED TAX RATE</b>            |              |
| Governing Body & Public Boards                   |  | 1969 Payments in Lieu of Taxes                  |  | Local District School Taxes 1.91           | 1,193,133.31 |
| Municipal Clerk                                  |  | Delinquent Tax & Lien Collections 101,919.85    |  | Regional & Consolidated School Tax         |              |
| Financial Administration 20,400.00               |  | Business Personalty Replacement Taxes 47,533.00 |  | School Taxes in Municipal Budget           |              |
| Assessment of Taxes 16,951.29                    |  | Taxes from Public Utilities 155,801.35          |  | County Taxes .51                           | 320,567.46   |
| Collection of Taxes 47,600.00                    |  | Other Miscellaneous Tax Revenues                |  | County Library Taxes                       |              |
| Planning, Housing & Development 8,000.00         |  | State Aid Revenues 35,735.95                    |  | Local Municipal Purpose Taxes .29          | 178,410.93   |
| Human Resources                                  |  | Federal Aid Revenues                            |  | Veteran & Senior Citizen Taxes .04         | 27,840.00    |
| Elections 2,000.00                               |  | Sale of Acquired Property                       |  | Total Taxes for Rate Computation 2.75      | 1,719,951.70 |
| General Administration (other) 40,725.00         |  | Other Miscellaneous Revenues 84,357.69          |  | Special District Taxes                     |              |
| <b>JUDICIARY</b>                                 |  | 1969 Revenues Total 2,076,776.72                |  | Bank Stock Taxes                           | 840.12       |
| Municipal Courts 7,800.00                        |  | Prior Years Surplus Appropriated 125,000.00     |  | Added and Omitted Taxes                    | 95,971.47    |
| <b>PUBLIC SAFETY</b>                             |  | <b>REVENUES TOTAL 2,201,776.72</b>              |  | Total Taxes Levied - ABSTRACT              | 1,788,923.29 |
| Fire Protection 44,000.00                        |  |   |  | <b>TOTAL TAXES BILLED</b>                  | 1,788,923.29 |
| Police Protection 72,595.00                      |  |   |  | 1969 TAXES COLLECTED                       | 1,651,428.88 |
| Civil Defense & Disaster Control 100.00          |  |   |  | 1969 Taxes Cancelled, Abated or Adjusted   | 5,785.33     |
| Environmental Inspection & Control 13,920.00     |  |   |  | Transfer to Tax Title Liens or Foreclosed  | 17,877.25    |
| Other Public Safety                              |  |   |  | Balance Outstanding Dec. 31, 1969          | 113,831.83   |
| <b>PUBLIC WORKS</b>                              |  |   |  | <b>PRIOR YEARS TAXES OUTSTANDING</b>       |              |
| Streets and Drainage 135,670.00                  |  |   |  | Balance January 1, 1969                    | 122,592.84   |
| Sewers and Sewage Processing                     |  |   |  | Collected in 1969                          | 94,069.34    |
| Garbage and Trash Disposal                       |  |   |  | Cancelled, Abated or Adjusted (1969)       |              |
| Public Buildings and Grounds 3,300.00            |  |   |  | Transfers to Tax Title Liens or Foreclosed | 7,491.18     |
| Other Public Works                               |  |   |  | Balance December 31, 1969                  | 21,032.32    |
| <b>HEALTH and WELFARE</b>                        |  |   |  | <b>TAX TITLE LIENS OUTSTANDING</b>         |              |
| Health Services Except Environmental 11,070.00   |  |   |  | Balance January 1, 1969                    | 101,053.65   |
| Welfare-Public Assistance 2,610.00               |  |   |  | Transfers From Taxes                       | 27,018.77    |
| Hospitals, Clinics, First Aid                    |  |   |  | Redeemed in 1969                           | 7,850.51     |
| Animal, Insect, & Rodent Control 800.00          |  |   |  | Cancelled, Abated or Adjusted (1969)       |              |
| Other Welfare Services                           |  |   |  | Transfers to Foreclosed Property           | 23,998.98    |
| <b>RECREATION and CONSERVATION</b>               |  |   |  | Balance December 31, 1969                  | 96,222.93    |
| Beaches and Boardwalks                           |  |   |  | <b>PROPERTY ACQUIRED BY DEED OR</b>        |              |
| Parks, Playgrounds, Shade Trees                  |  |   |  | <b>FORECLOSURE</b>                         |              |
| Land Reclamation & Conservation                  |  |   |  | Balance January 1, 1969                    | 42,951.02    |
| Other Recreational Services 8,590.00             |  |   |  | Transfers From Taxes or Liens              | 23,998.98    |
| <b>EDUCATION (excluding schools)</b>             |  |   |  | Sale for Cash (1969)                       |              |
| Libraries 100.00                                 |  |   |  | Cancelled, Abated or Adjusted (1969)       |              |
| Other Educational Services                       |  |   |  | Balance December 31, 1969                  | 66,950.00    |
| <b>STATUTORY EXPENDITURES</b>                    |  |   |  | <b>CURRENT FINANCES DECEMBER 31, 1969</b>  |              |
| Pensions & F.I.C.A. 9,000.00                     |  |   |  | <b>ASSETS</b>                              |              |
| Employee Fringe Benefits 4,900.00                |  |   |  | Cash Dec. 31, 1969                         | 463,357.17   |
| Other Statutory Expenditures                     |  |   |  | Taxes Receivable                           | 134,864.15   |
| <b>MUNICIPAL FUNCTIONS</b>                       |  |   |  | Tax Title Liens                            | 96,222.93    |
| <b>CAPITAL IMPROVEMENTS</b>                      |  |   |  | Foreclosed Property                        | 66,950.00    |
| <b>DEBT SERVICE</b>                              |  |   |  | Emergencies & Other Deferred Charges       | 10,666.29    |
| Principal Payments 7,000.00                      |  |   |  | State Aid Receivable                       | 38,271.00    |
| Interest Payments                                |  |   |  | Other Receivables                          | 9,084.85     |
| <b>DEFERRED CHARGES</b>                          |  |   |  | Total                                      | 819,416.39   |
| SCHOOL, COUNTY, SPECIAL DISTRICT TAXES 17,050.00 |  |   |  | <b>LIABILITIES</b>                         |              |
| RESERVE FOR UNCOLLECTED TAXES 182,290.00         |  |   |  | Cash Liabilities                           | 79,934.74    |
| <b>EXPENDITURES TOTAL 2,175,172.06</b>           |  |   |  | Reserves for Receivables                   | 307,121.93   |
|  |  |   |  | Surplus Dec. 31, 1969                      | 432,359.72   |
|  |  |   |  | Total                                      | 819,416.39   |

1914  
Population 1960 879  
Population 1969 1,350  
Moody Rating  
Land Area 44.60 Sq. Miles

MONTAGUE TWP  
Net Valuation Taxable 10,028,692  
State Equalized Value 14,233,170  
Net Valuation on Which County Taxes are apportioned: 16,842,109  
State Equalization Ratio .7046  
- SUSSEX COUNTY  
General Tax Rate Per \$100. 2.84  
State Equalized General Tax Rate: 2.00

PER CAPITA:  
Gross Debt 100.74  
Net Debt  
Debt Service  
Total Tax Levy 218.08  
Municipal Expenditures 81.83

PER CENT:  
Gross Debt .98  
Net Debt  
Tax Levy Collected 81.13  
Tax Levy Cancelled, Abated or Adjusted

| 1969 EXPENDITURES                             |                   | 1969 REVENUES                                  |  | 1969 PROPERTY TAX                           |            |
|---|-------------------|--|--|---|------------|
| <b>GENERAL GOVERNMENT</b>                     |                   | 1969 — Property Taxes Collected 238,848.40     |  | <b>STATE EQUALIZED TAX RATE</b>             |            |
| Governing Body & Public Boards                |                   | 1969 Payments in Lieu of Taxes                 |  | Local District School Taxes .96             | 136,399.50 |
| Municipal Clerk                               |                   | Delinquent Tax & Lien Collections 44,132.06    |  | Regional & Consolidated School Tax          |            |
| Financial Administration 4,245.00             |                   | Business Personalty Replacement Taxes 6,981.00 |  | School Taxes in Municipal Budget            |            |
| Assessment of Taxes 2,155.32                  |                   | Taxes from Public Utilities 25,728.53          |  | County Taxes .82                            | 117,203.20 |
| Collection of Taxes 1,602.89                  |                   | Other Miscellaneous Tax Revenues               |  | County Library Taxes .04                    | 5,344.42   |
| Planning, Housing & Development 535.00        |                   | State Aid Revenues 15,448.65                   |  | Local Municipal Purpose Taxes .13           | 17,981.22  |
| Human Resources                               |                   | Federal Aid Revenues                           |  | Veteran & Senior Citizen Taxes .05          | 7,600.00   |
| Elections                                     |                   | Sale of Acquired Property                      |  | Total Taxes for Rate Computation 2.00       | 284,528.34 |
| General Administration (other) 9,043.00       |                   | Other Miscellaneous Revenues 9,639.47          |  | Special District Taxes                      |            |
| <b>JUDICIARY</b>                              |                   | 1969 Revenues Total 340,778.11                 |  | Bank Stock Taxes 66.25                      |            |
| Municipal Courts                              |                   | Prior Years Surplus Appropriated 30,000.00     |  | Added and Omitted Taxes 17,412.55           |            |
| <b>PUBLIC SAFETY</b>                          |                   | REVENUES TOTAL 370,778.11                      |  | Total Taxes Levied - ABSTRACT 294,407.14    |            |
| Fire Protection 4,300.00                      |                   |  |  | <b>TOTAL TAXES BILLED</b> 294,407.14        |            |
| Police Protection                             |                   |  |  | 1969 TAXES COLLECTED 238,848.40             |            |
| Civil Defense & Disaster Control 401.00       |                   |  |  | 1969 Taxes Cancelled, Abated or Adjusted    |            |
| Environmental Inspection & Control 500.00     |                   |  |  | Transfer to Tax Title Liens or Foreclosed   |            |
| Other Public Safety                           |                   |  |  | Balance Outstanding Dec. 31, 1969 55,558.74 |            |
| <b>PUBLIC WORKS</b>                           |                   |  |  | <b>PRIOR YEARS TAXES OUTSTANDING</b>        |            |
| Streets and Drainage 22,307.00                |                   |  |  | Balance January 1, 1969 57,381.95           |            |
| Sewers and Sewage Processing                  |                   |  |  | Collected in 1969 44,069.84                 |            |
| Garbage and Trash Disposal                    |                   |  |  | Cancelled, Abated or Adjusted (1969)        |            |
| Public Buildings and Grounds                  |                   |  |  | Transfers to Tax Title Liens or Foreclosed  |            |
| Other Public Works                            |                   |  |  | Balance December 31, 1969 13,312.11         |            |
| <b>HEALTH and WELFARE</b>                     |                   |  |  | <b>TAX TITLE LIENS OUTSTANDING</b>          |            |
| Health Services Except Environmental 190.35   |                   |  |  | Balance January 1, 1969 12,502.51           |            |
| Welfare-Public Assistance 450.00              |                   |  |  | Transfers From Taxes                        |            |
| Hospitals, Clinics, First Aid                 |                   |  |  | Redeemed in 1969 62.22                      |            |
| Animal, Insect, & Rodent Control              |                   |  |  | Cancelled, Abated or Adjusted (1969)        |            |
| Other Welfare Services                        |                   |  |  | Transfers to Foreclosed Property            |            |
| <b>RECREATION and CONSERVATION</b>            |                   |  |  | Balance December 31, 1969 12,440.29         |            |
| Beaches and Boardwalks                        |                   |  |  | <b>PROPERTY ACQUIRED BY DEED OR</b>         |            |
| Parks, Playgrounds, Shade Trees               |                   |  |  | <b>FORECLOSURE</b>                          |            |
| Land Reclamation & Conservation               |                   |  |  | Balance January 1, 1969                     |            |
| Other Recreational Services                   |                   |  |  | Transfers From Taxes or Liens               |            |
| <b>EDUCATION (excluding schools)</b>          |                   |  |  | Sale for Cash (1969)                        |            |
| Libraries                                     |                   |  |  | Cancelled, Abated or Adjusted (1969)        |            |
| Other Educational Services                    |                   |  |  | Balance December 31, 1969                   |            |
| <b>STATUTORY EXPENDITURES</b>                 |                   |  |  | <b>CURRENT FINANCES DECEMBER 31, 1969</b>   |            |
| Pensions & F.I.C.A. 2,000.00                  |                   |  |  | <b>ASSETS</b>                               |            |
| Employee Fringe Benefits 438.00               |                   |  |  | Cash Dec. 31, 1969 133,105.33               |            |
| Other Statutory Expenditures                  |                   |  |  | Taxes Receivable 68,870.85                  |            |
| <b>MUNICIPAL FUNCTIONS</b>                    |                   |  |  | Tax Title Liens 12,440.29                   |            |
| <b>CAPITAL IMPROVEMENTS</b>                   |                   |  |  | Foreclosed Property                         |            |
| <b>DEBT SERVICE</b>                           |                   |  |  | Emergencies & Other Deferred Charges 882.77 |            |
| Principal Payments                            |                   |  |  | State Aid Receivable 23,309.33              |            |
| Interest Payments                             |                   |  |  | Other Receivables 83.49                     |            |
| <b>DEFERRED CHARGES</b>                       |                   |  |  | Total 238,692.06                            |            |
| 4,302.12                                      |                   |  |  | <b>LIABILITIES</b>                          |            |
| <b>SCHOOL, COUNTY, SPECIAL DISTRICT TAXES</b> |                   |  |  | Cash Liabilities 59,274.30                  |            |
| 258,947.12                                    |                   |  |  | Reserves for Receivables 81,394.63          |            |
| <b>RESERVE FOR UNCOLLECTED TAXES</b>          |                   |  |  | Surplus Dec. 31, 1969 98,023.13             |            |
| 53,000.00                                     |                   |  |  | Total 238,692.06                            |            |
| <b>EXPENDITURES</b>                           |                   |  |  |   |            |
| <b>TOTAL</b>                                  | <b>369,416.80</b> |  |  |   |            |

0713  
Population 1960 43,129  
Population 1969 44,630  
S & P Rating AA  
Moody Rating A  
Land Area 6.20 Sq. Miles

MONTCLAIR TOWN - ESSEX COUNTY  
Net Valuation Taxable 287,700,600  
State Equalized Value 326,117,206 General Tax Rate Per \$100. 5.37  
Net Valuation on Which County Taxes are apportioned: 320,633,570 State Equalized  
State Equalization Ratio .8822 General Tax Rate: 4.73

PER CAPITA:  
Gross Debt 164.86  
Net Debt 48.78  
Debt Service 17.01  
Total Tax Levy 343.71  
Municipal Expenditures 177.96  
PER CENT:  
Gross Debt 2.36  
Net Debt .70  
Tax Levy Collected 97.08  
Tax Levy Cancelled, Abated or Adjusted .20

| 1969 EXPENDITURES                             |                            | 1969 REVENUES                                     |                            | 1969 PROPERTY TAX                          |                    |
|---|----------------------------|---|----------------------------|--|--------------------|
| <b>GENERAL GOVERNMENT</b>                     |                            |   |                            | <b>STATE EQUALIZED TAX RATE</b>            |                    |
| Governing Body & Public Boards                | 33,550.00                  | 1969 — Property Taxes Collected                   | 14,898,591.96              | Local District School Taxes                | 2.12 6,906,279.00  |
| Municipal Clerk                               | 35,534.70                  | 1969 Payments in Lieu of Taxes                    |                            | Regional & Consolidated School Tax         |                    |
| Financial Administration                      | 261,142.50                 | Delinquent Tax & Lien Collections                 | 378,990.32                 | School Taxes in Municipal Budget           | .13 430,028.70     |
| Assessment of Taxes                           | 43,318.00                  | Business Personality Replacement Taxes            | 240,402.00                 | County Taxes                               | 1.11 3,634,102.55  |
| Collection of Taxes                           | 39,637.00                  | Taxes from Public Utilities                       | 536,771.91                 | County Library Taxes                       |                    |
| Planning, Housing & Development               | 40,977.00                  | Other Miscellaneous Tax Revenues                  | 21,021.42                  | Local Municipal Purpose Taxes              | 1.32 4,308,044.11  |
| Human Resources                               | 200.00                     | State Aid Revenues                                | 304,544.16                 | Veteran & Senior Citizen Taxes             | .05 163,100.00     |
| Elections                                     | 4,865.00                   | Federal Aid Revenues                              |                            | Total Taxes for Rate Computation           | 4.73 15,441,554.36 |
| General Administration (other)                | 87,320.00                  | Sale of Acquired Property                         |                            | Special District Taxes                     |                    |
| <b>JUDICIARY</b>                              |                            | Other Miscellaneous Revenues                      | 1,088,101.51               | Bank Stock Taxes                           | 36,469.63          |
| Municipal Courts                              | 41,284.00                  | 1969 Revenues                                     | 17,468,423.28              | Added and Omitted Taxes                    | 24,873.84          |
| <b>PUBLIC SAFETY</b>                          |                            | Prior Years Surplus Appropriated                  | 548,310.35                 | Total Taxes Levied - ABSTRACT              | 15,339,797.83      |
| Fire Protection                               | 926,829.30                 | <b>REVENUES</b>                                   | <b>TOTAL</b> 18,016,733.63 | <b>TOTAL TAXES BILLED</b>                  | 15,346,496.34      |
| Police Protection                             | 1,183,952.17               |   |                            | <b>1969 TAXES COLLECTED</b>                | 14,898,591.96      |
| Civil Defense & Disaster Control              | 11,434.00                  | <b>1969 REAL PROPERTY VALUATIONS</b>              |                            | 1969 Taxes Cancelled, Abated or Adjusted   | 30,408.06          |
| Environmental Inspection & Control            | 65,724.00                  | Code Class # of Parcels %VAL'N                    | ASSESSED VALUATION         | Transfer to Tax Title Liens or Foreclosed  | 50,003.98          |
| Other Public Safety                           |                            | 1 Vacant Land 373 .91                             | 2,577,800.00               | Balance Outstanding Dec. 31, 1969          | 367,492.34         |
| <b>PUBLIC WORKS</b>                           |                            | 2 Residential 8502 76.06                          | 214,508,800.00             |  |                    |
| Streets and Drainage                          | 469,577.86                 | 3 Farm  |                            | <b>PRIOR YEARS TAXES OUTSTANDING</b>       |                    |
| Sewers and Sewage Processing                  | 242,426.51                 | 4a Commercial 560 12.73                           | 35,899,100.00              | Balance January 1, 1969                    | 595,886.86         |
| Garbage and Trash Disposal                    | 529,078.00                 | 4b Industrial 7 .14                               | 408,100.00                 | Collected in 1969                          | 353,952.05         |
| Public Buildings and Grounds                  | 104,550.00                 | 4c Apartments 180 10.15                           | 28,614,300.00              | Cancelled, Abated or Adjusted (1969)       | 173,259.35         |
| Other Public Works                            |                            | Total 9622 99.99                                  | 282,008,100.00             | Transfers to Tax Title Liens or Foreclosed | 3,525.14           |
| <b>HEALTH AND WELFARE</b>                     |                            |   |                            | Balance December 31, 1969                  | 65,150.32          |
| Health Services Except Environmental          | 254,020.57                 | <b>CAPITAL DEBT AUTHORIZED, DECEMBER 31, 1969</b> |                            | <b>TAX TITLE LIENS OUTSTANDING</b>         |                    |
| Welfare-Public Assistance                     | 179,120.00                 | ISSUED AND UNISSUED                               | GROSS DEBT NET DEBT        | Balance January 1, 1969                    | 78,968.00          |
| Hospitals, Clinics, First Aid                 |                            | School 4,606,336                                  |                            | Transfers From Taxes                       | 29,232.52          |
| Animal, Insect, & Rodent Control              | 12,075.00                  | Self-liquidating 574,000                          |                            | Redeemed in 1969                           | 25,038.27          |
| Other Welfare Services                        |                            | Other 2,177,257                                   | 2,177,257                  | Cancelled, Abated or Adjusted (1969)       |                    |
| <b>RECREATION AND CONSERVATION</b>            |                            | Total 7,357,593                                   | 2,177,257                  | Transfers to Foreclosed Property           |                    |
| Beaches and Boardwalks                        |                            | <b>ISSUED AND OUTSTANDING</b>                     |                            | Balance December 31, 1969                  | 83,162.25          |
| Parks, Playgrounds, Shade Trees               | 444,694.73                 | School 4,541,000.00                               |                            | <b>PROPERTY ACQUIRED BY DEED OR</b>        |                    |
| Land Reclamation & Conservation               |                            | Self-Liquidating 498,000.00                       |                            | <b>FORECLOSURE</b>                         |                    |
| Other Recreational Services                   |                            | Other 1,869,000.00                                |                            | Balance January 1, 1969                    | 60,250.00          |
| <b>EDUCATION (excluding schools)</b>          |                            | Total 6,908,000.00                                |                            | Transfers From Taxes or Liens              |                    |
| Libraries                                     | 367,366.00                 | <b>EQUALIZED VALUATION BASIS</b>                  |                            | Sale for Cash (1969)                       |                    |
| Other Educational Services                    |                            | <b>FOR NET DEBT COMPUTATION</b>                   | 312,326,786.33             | Cancelled, Abated or Adjusted (1969)       |                    |
| <b>STATUTORY EXPENDITURES</b>                 |                            | 1969 CAPITAL OUTLAY                               | TOTAL 470,000.08           | Balance December 31, 1969                  | 60,250.00          |
| Pensions & F.I.C.A.                           | 565,154.71                 | Beaches and Boardwalks                            |                            | <b>CURRENT FINANCES DECEMBER 31, 1969</b>  |                    |
| Employee Fringe Benefits                      |                            | Parks and Playgrounds                             | 4,072.88                   | <b>ASSETS</b>                              |                    |
| Other Statutory Expenditures                  |                            | Public Buildings and Grounds                      |                            | Cash Dec. 31, 1969                         | 4,880,088.78       |
| <b>MUNICIPAL FUNCTIONS</b>                    |                            | Vehicular Equipment                               |                            | Taxes Receivable                           | 432,642.66         |
| <b>CAPITAL IMPROVEMENTS</b>                   |                            | Streets, Roads, Sidewalks, Storm Sewers           | 64,874.74                  | Tax Title Liens                            | 83,162.25          |
| <b>DEBT SERVICE</b>                           |                            | Sewer System                                      | 61,069.60                  | Foreclosed Property                        | 60,250.00          |
| Principal Payments                            | 552,000.00                 | Water Service                                     |                            | Emergencies & Other Deferred Charges       | 24,741.73          |
| Interest Payments                             | 206,989.50                 | Other Utilities                                   |                            | State Aid Receivable                       |                    |
| <b>TYPE I SCHL DEBT *MEMO</b>                 | 543,131.70                 | Hospitals and Clinics                             |                            | Other Receivables                          | 197,835.64         |
| <b>DEFERRED CHARGES</b>                       | 141,712.07                 | Garbage and Trash Disposal Facilities             |                            | Total                                      | 5,678,721.06       |
| <b>SCHOOL, COUNTY, SPECIAL DISTRICT TAXES</b> | 10,970,410.25              | Health Equipment                                  | 306,610.00                 | <b>LIABILITIES</b>                         |                    |
| <b>RESERVE FOR UNCOLLECTED TAXES</b>          | 1,098,506.48               | Library and Education Facilities                  |                            | Cash Liabilities                           | 3,831,981.59       |
|   |                            | Conservation and Recreation                       |                            | Reserves for Receivables                   | 773,890.55         |
|   |                            | Other Expenditures                                | 33,372.86                  | Surplus Dec. 31, 1969                      | 1,072,848.92       |
| <b>EXPENDITURES</b>                           | <b>TOTAL</b> 18,912,949.35 |   |                            | Total                                      | 5,678,721.06       |

1813  
Population 1960 3,851  
Population 1969 5,850  
Moody Rating  
Land Area 32.26 Sq Miles

MONTGOMERY TWP - SOMERSET COUNTY  
Net Valuation Taxable 21,522,159  
State Equalized Value 89,192,536 General Tax Rate Per \$100. 9.06  
Net Valuation on Which County Taxes are apportioned: 78,547,680 State Equalized  
State Equalization Ratio .2413 General Tax Rate: 2.18

PER CAPITA:  
Gross Debt 923.25  
Net Debt 414.56  
Debt Service 3.49  
Total Tax Levy 348.34  
Municipal Expenditures 98.45

PER CENT:  
Gross Debt 7.26  
Net Debt 3.26  
Tax Levy Collected 95.31  
Tax Levy Cancelled, Abated or Adjusted .13

| 1969 EXPENDITURES                      |                           | 1969 REVENUES                                     |                           | 1969 PROPERTY TAX                          |                   |
|--|---------------------------|---|---------------------------|--|-------------------|
| <b>GENERAL GOVERNMENT</b>              |                           | <b>1969 — Property Taxes Collected</b>            |                           | <b>STATE EQUALIZED TAX RATE</b>            |                   |
| Governing Body & Public Boards         |                           |   | 1,943,083.08              | Local District School Taxes                | 1.64 1,458,394.25 |
| Municipal Clerk                        |                           | 1969 Payments in Lieu of Taxes                    |                           | Regional & Consolidated School Tax         |                   |
| Financial Administration               | 9,305.00                  | Delinquent Tax & Lien Collections                 | 85,778.65                 | School Taxes in Municipal Budget           |                   |
| Assessment of Taxes                    | 28,675.00                 | Business Personalty Replacement Taxes             | 44,136.00                 | County Taxes                               | .40 360,541.29    |
| Collection of Taxes                    | 5,400.00                  | Taxes from Public Utilities                       | 149,283.16                | County Library Taxes                       | .02 19,710.62     |
| Planning, Housing & Development        | 9,840.00                  | Other Miscellaneous Tax Revenues                  |                           | Local Municipal Purpose Taxes              | .10 87,639.09     |
| Human Resources                        |                           | State Aid Revenues                                | 40,697.54                 | Veteran & Senior Citizen Taxes             | .03 22,720.00     |
| Elections                              |                           | Federal Aid Revenues                              |                           | Total Taxes for Rate Computation           | 2.19 1,949,005.25 |
| General Administration (other)         | 62,100.00                 | Sale of Acquired Property                         |                           | Special District Taxes                     |                   |
| <b>JUDICIARY</b>                       |                           | Other Miscellaneous Revenues                      | 92,008.61                 | Bank Stock Taxes                           | 1,823.74          |
| Municipal Courts                       | 2,500.00                  | 1969 Revenues                                     | 2,354,987.04              | Added and Omitted Taxes                    | 109,665.16        |
| <b>PUBLIC SAFETY</b>                   |                           | Prior Years Surplus Appropriated                  | 148,000.00                | Total Taxes Levied - ABSTRACT              | 2,037,774.15      |
| Fire Protection                        | 28,385.00                 | <b>REVENUES</b>                                   | <b>TOTAL</b> 2,502,987.04 | <b>TOTAL TAXES BILLED</b>                  | 2,038,676.70      |
| Police Protection                      | 7,300.00                  |   |                           | <b>1969 TAXES COLLECTED</b>                | 1,943,083.08      |
| Civil Defense & Disaster Control       |                           | <b>1969 REAL PROPERTY VALUATIONS</b>              |                           | 1969 Taxes Cancelled, Abated or Adjusted   | 2,674.74          |
| Environmental Inspection & Control     | 1,800.00                  | Code Class # of Parcels %VAL'N                    | ASSESSED VALUATION        | Transfer to Tax Title Liens or Foreclosed  | 14,224.03         |
| Other Public Safety                    |                           | 1 Vacant Land 697 6.35                            | 1,359,200.00              | Balance Outstanding Dec. 31, 1969          | 78,694.85         |
| <b>PUBLIC WORKS</b>                    |                           | 2 Residential 1150 61.48                          | 13,160,650.00             | <b>PRIOR YEARS TAXES OUTSTANDING</b>       |                   |
| Streets and Drainage                   | 93,040.00                 | 3 Farm 295 12.25                                  | 2,622,750.00              | Balance January 1, 1969                    | 90,713.29         |
| Sewers and Sewage Processing           | 2,270.00                  | 4a Commercial 65 17.44                            | 3,733,300.00              | Collected in 1969                          | 84,485.99         |
| Garbage and Trash Disposal             |                           | 4b Industrial 3 2.48                              | 530,150.00                | Cancelled, Abated or Adjusted (1969)       |                   |
| Public Buildings and Grounds           | 11,550.00                 | 4c Apartments                                     |                           | Transfers to Tax Title Liens or Foreclosed | 3,493.30          |
| Other Public Works                     | 16,789.00                 | Total 2210 100.00                                 | 21,406,050.00             | Balance December 31, 1969                  | 2,734.00          |
| <b>HEALTH and WELFARE</b>              |                           | <b>CAPITAL DEBT AUTHORIZED, DECEMBER 31, 1969</b> |                           | <b>TAX TITLE LIENS OUTSTANDING</b>         |                   |
| Health Services Except Environmental   | 8,538.00                  | ISSUED AND UNISSUED                               | GROSS DEBT NET DEBT       | Balance January 1, 1969                    | 21,979.34         |
| Welfare-Public Assistance              | 1,450.00                  | School 4,846,000                                  | 1,870,155                 | Transfers From Taxes                       | 18,183.49         |
| Hospitals, Clinics, First Aid          | 600.00                    | Self-liquidating                                  |                           | Redeemed in 1969                           | 1,292.66          |
| Animal, Insect, & Rodent Control       |                           | Other 555,000                                     | 555,000                   | Cancelled, Abated or Adjusted (1969)       |                   |
| Other Welfare Services                 |                           | Total 5,401,000                                   | 2,425,155                 | Transfers to Foreclosed Property:          | 160.78            |
| <b>RECREATION and CONSERVATION</b>     |                           | <b>ISSUED AND OUTSTANDING</b>                     |                           | Balance December 31, 1969                  | 38,709.39         |
| Beaches and Boardwalks                 |                           | School 4,846,000.00                               |                           | <b>PROPERTY ACQUIRED BY DEED OR</b>        |                   |
| Parks, Playgrounds, Shade Trees        |                           | Self-Liquidating                                  |                           | <b>FORECLOSURE</b>                         |                   |
| Land Reclamation & Conservation        |                           | Other 127,000.00                                  |                           | Balance January 1, 1969                    | 11,960.00         |
| Other Recreational Services            | 5,050.00                  | Total 4,973,000.00                                |                           | Transfers From Taxes or Liens              |                   |
| <b>EDUCATION (excluding schools)</b>   |                           | <b>EQUALIZED VALUATION BASIS</b>                  |                           | Sale for Cash (1969)                       |                   |
| Libraries                              |                           | FOR NET DEBT COMPUTATION                          | 74,396,109.33             | Cancelled, Abated or Adjusted (1969)       |                   |
| Other Educational Services             |                           | <b>1969 CAPITAL OUTLAY</b>                        | <b>TOTAL</b> 90,476.11    | Balance December 31, 1969                  | 11,960.00         |
| <b>STATUTORY EXPENDITURES</b>          |                           | Beaches and Boardwalks                            |                           | <b>CURRENT FINANCES DECEMBER 31, 1969</b>  |                   |
| Pensions & F.I.C.A.                    | 13,800.00                 | Parks and Playgrounds                             |                           | <b>ASSETS</b>                              |                   |
| Employee Fringe Benefits               | 5,700.00                  | Public Buildings and Grounds                      | 1,187.00                  | Cash Dec. 31, 1969                         | 1,015,053.65      |
| Other Statutory Expenditures           |                           | Vehicular Equipment                               |                           | Taxes Receivable                           | 81,428.85         |
| <b>MUNICIPAL FUNCTIONS</b>             | <b>TOTAL</b> 314,092.00   | Streets, Roads, Sidewalks, Storm Sewers           | 41,550.00                 | Tax Title Liens                            | 38,709.39         |
| <b>CAPITAL IMPROVEMENTS</b>            | 67,550.00                 | Sewer System                                      | 47,739.11                 | Foreclosed Property                        | 11,960.00         |
| <b>DEBT SERVICE</b>                    |                           | Water Service                                     |                           | Emergencies & Other Deferred Charges       | 22,935.71         |
| Principal Payments                     | 17,500.00                 | Other Utilities                                   |                           | State Aid Receivable                       | 63,833.00         |
| Interest Payments                      | 2,890.00                  | Hospitals and Clinics                             |                           | Other Receivables                          | 206.35            |
| <b>DEFERRED CHARGES</b>                |                           | Garbage and Trash Disposal Facilities             |                           | Total                                      | 1,234,126.95      |
| SCHOOL, COUNTY, SPECIAL DISTRICT TAXES | 1,838,646.16              | Health Equipment                                  |                           | <b>LIABILITIES</b>                         |                   |
| RESERVE FOR UNCOLLECTED TAXES          | 173,922.37                | Library and Education Facilities                  |                           | Cash Liabilities                           | 718,959.76        |
|  |                           | Conservation and Recreation                       |                           | Reserves for Receivables                   | 132,304.59        |
|  |                           | Other Expenditures                                |                           | Surplus Dec. 31, 1969                      | 382,862.60        |
| <b>EXPENDITURES</b>                    | <b>TOTAL</b> 2,414,600.53 |   |                           | Total                                      | 1,234,126.95      |

0236  
Population 1960 3,699  
Population 1969 6,920  
Moody Rating  
Land Area 4.00 Sq. Miles

# MONTVALE BORO

Net Valuation Taxable 62,904,507  
State Equalized Value 76,100,298  
Net Valuation on Which County Taxes are apportioned: 76,701,260  
State Equalization Ratio .8266

# - BERGEN

# COUNTY

General Tax Rate Per \$100. 3.75  
State Equalized General Tax Rate: 3.09

# PER CAPITA:

Gross Debt 527.55  
Net Debt 91.13  
Debt Service 4.96  
Total Tax Levy 347.19  
Municipal Expenditures 96.83

# PER CENT:

Gross Debt 5.20  
Net Debt .90  
Tax Levy Collected 97.87  
Tax Levy Cancelled, Abated or Adjusted .04

| 1969 EXPENDITURES                      |                     | 1969 REVENUES  |                     | 1969 PROPERTY TAX                          |                     |
|--|---------------------|--|---------------------|--|---------------------|
| <b>GENERAL GOVERNMENT</b>              |                     | <b>1969 — Property Taxes Collected</b>                   |                     | <b>STATE EQUALIZED TAX RATE</b>            |                     |
| Governing Body & Public Boards         |                     |  | 2,356,452.53        | Local District School Taxes                | 1.41                |
| Municipal Clerk                        |                     | 1969 Payments in Lieu of Taxes                           |                     | Regional & Consolidated School Tax         | 1.07                |
| Financial Administration               | 13,893.00           | Delinquent Tax & Lien Collections                        | 40,291.52           | School Taxes in Municipal Budget           |                     |
| Assessment of Taxes                    | 10,500.00           | Business Personalty Replacement Taxes                    | 55,997.00           | County Taxes                               | .41                 |
| Collection of Taxes                    | 5,390.00            | Taxes from Public Utilities                              | 173,059.37          | County Library Taxes                       |                     |
| Planning, Housing & Development        | 7,225.00            | Other Miscellaneous Tax Revenues                         |                     | Local Municipal Purpose Taxes              | .15                 |
| Human Resources                        |                     | State Aid Revenues                                       | 17,269.40           | Veteran & Senior Citizen Taxes             | .05                 |
| Elections                              | 626.70              | Federal Aid Revenues                                     |                     | Total Taxes for Rate Computation           | 3.09                |
| General Administration (other)         | 65,199.93           | Sale of Acquired Property                                |                     | Special District Taxes                     |                     |
| <b>JUDICIARY</b>                       |                     | Other Miscellaneous Revenues                             | 125,446.13          | Bank Stock Taxes                           |                     |
| Municipal Courts                       | 4,662.00            | 1969 Revenues  | 2,768,515.95        | Added and Omitted Taxes                    |                     |
| <b>PUBLIC SAFETY</b>                   |                     | Prior Years Surplus Appropriated                         | 240,000.00          | Total Taxes Levied - ABSTRACT              | 2,402,524.42        |
| Fire Protection                        | 39,834.38           | <b>REVENUES</b>  | <b>3,008,515.95</b> | <b>TOTAL TAXES BILLED</b>                  | <b>2,407,831.54</b> |
| Police Protection                      | 190,959.62          |  |                     | <b>1969 TAXES COLLECTED</b>                | <b>2,356,452.53</b> |
| Civil Defense & Disaster Control       |                     |  |                     | 1969 Taxes Cancelled, Abated or Adjusted   | 885.94              |
| Environmental Inspection & Control     | 9,650.00            | <b>1969 REAL PROPERTY VALUATIONS</b>                     |                     | Transfer to Tax Title Liens or Foreclosed  |                     |
| Other Public Safety                    |                     | <b>Code Class # of Parcels %VAL'N ASSESSED VALUATION</b> |                     | Balance Outstanding Dec. 31, 1969          | 50,493.07           |
| <b>PUBLIC WORKS</b>                    |                     | 1 Vacant Land 295 5.44 3,398,800.00                      |                     | <b>PRIOR YEARS TAXES OUTSTANDING</b>       |                     |
| Streets and Drainage                   | 74,301.30           | 2 Residential 1586 72.21 45,130,400.00                   |                     | Balance January 1, 1969                    | 40,291.52           |
| Sewers and Sewage Processing           |                     | 3 Farm 21 .32 202,600.00                                 |                     | Collected in 1969                          | 40,291.52           |
| Garbage and Trash Disposal             |                     | 4a Commercial 69 14.76 9,226,156.00                      |                     | Cancelled, Abated or Adjusted (1969)       |                     |
| Public Buildings and Grounds           | 4,000.00            | 4b Industrial 10 2.35 1,470,800.00                       |                     | Transfers to Tax Title Liens or Foreclosed |                     |
| Other Public Works                     |                     | 4c Apartments 14 4.91 3,069,500.00                       |                     | Balance December 31, 1969                  |                     |
| <b>HEALTH and WELFARE</b>              |                     | Total 1995 99.99 62,498,256.00                           |                     | <b>TAX TITLE LIENS OUTSTANDING</b>         |                     |
| Health Services Except Environmental   | 14,473.00           | <b>CAPITAL DEBT AUTHORIZED, DECEMBER 31, 1969</b>        |                     | Balance January 1, 1969                    |                     |
| Welfare-Public Assistance              | 950.00              | <b>ISSUED AND UNISSUED</b>                               |                     | Transfers From Taxes                       |                     |
| Hospitals, Clinics, First Aid          | 300.00              | School   | 3,020,014           | Redeemed in 1969                           |                     |
| Animal, Insect, & Rodent Control       |                     | Self-liquidating   |                     | Cancelled, Abated or Adjusted (1969)       |                     |
| Other Welfare Services                 |                     | Other  | 630,623             | Transfers to Foreclosed Property           |                     |
| <b>RECREATION and CONSERVATION</b>     |                     | Total  | 3,650,637           | Balance December 31, 1969                  |                     |
| Beaches and Boardwalks                 |                     | <b>ISSUED AND OUTSTANDING</b>                            |                     | <b>PROPERTY ACQUIRED BY DEED OR</b>        |                     |
| Parks, Playgrounds, Shade Trees        | 6,600.00            | School   | 3,020,014.84        | <b>FORECLOSURE</b>                         |                     |
| Land Reclamation & Conservation        |                     | Self-Liquidating   |                     | Balance January 1, 1969                    | 625.00              |
| Other Recreational Services            | 13,937.74           | Other  | 361,750.00          | Transfers From Taxes or Liens              |                     |
| <b>EDUCATION (excluding schools)</b>   |                     | Total  | 3,381,764.84        | Sale for Cash (1969)                       |                     |
| Libraries                              |                     | <b>EQUALIZED VALUATION BASIS</b>                         |                     | Cancelled, Abated or Adjusted (1969)       |                     |
| Other Educational Services             |                     | <b>FOR NET DEBT COMPUTATION</b>                          | 70,138,623.00       | Balance December 31, 1969                  | 625.00              |
| <b>STATUTORY EXPENDITURES</b>          |                     | <b>1969 CAPITAL OUTLAY</b>                               | <b>TOTAL</b>        | <b>CURRENT FINANCES DECEMBER 31, 1969</b>  |                     |
| Pensions & F.I.C.A.                    | 23,778.42           | Beaches and Boardwalks                                   | 56,488.93           | <b>ASSETS</b>                              |                     |
| Employee Fringe Benefits               | 15,957.33           | Parks and Playgrounds                                    | 5,000.00            | Cash Dec. 31, 1969                         | 1,146,609.53        |
| Other Statutory Expenditures           |                     | Public Buildings and Grounds                             | 93.56               | Taxes Receivable                           | 50,493.07           |
| <b>MUNICIPAL FUNCTIONS</b>             |                     | Vehicular Equipment                                      | 8,949.69            | Tax Title Liens                            |                     |
| <b>CAPITAL IMPROVEMENTS</b>            |                     | Streets, Roads, Sidewalks, Storm Sewers                  | 150.00              | Foreclosed Property                        | 625.00              |
| <b>DEBT SERVICE</b>                    |                     | Sewer System   |                     | Emergencies & Other Deferred Charges       | 3,000.00            |
| Principal Payments                     | 20,000.00           | Water Service  |                     | State Aid Receivable                       |                     |
| Interest Payments                      | 14,355.36           | Other Utilities  |                     | Other Receivables                          | 3,000.00            |
|  |                     | Hospitals and Clinics                                    |                     | Total                                      | 1,203,727.60        |
| <b>DEFERRED CHARGES</b>                |                     | Garbage and Trash Disposal Facilities                    |                     | <b>LIABILITIES</b>                         |                     |
| SCHOOL, COUNTY, SPECIAL DISTRICT TAXES | 3,500.00            | Health Equipment   |                     | Cash Liabilities                           | 907,471.77          |
| RESERVE FOR UNCOLLECTED TAXES          | 2,204,174.38        | Library and Education Facilities                         |                     | Reserves for Receivables                   | 54,118.07           |
|  | 79,984.22           | Conservation and Recreation                              |                     | Surplus Dec. 31, 1969                      | 242,137.76          |
| <b>EXPENDITURES</b>                    |                     | Other Expenditures                                       | 42,295.68           | Total                                      | 1,203,727.60        |
| <b>TOTAL</b>                           | <b>2,874,252.38</b> |  |                     |  |                     |

1421  
Population 1960 6,772  
Population 1969 10,580  
  
Moody Rating  
Land Area 18.30 Sq Miles

MONTVILLE TWP - MORRIS COUNTY  
Net Valuation Taxable 44,038,250  
State Equalized Value 107,672,982  
Net Valuation on Which County Taxes are apportioned: 115,615,215  
State Equalization Ratio .4090  
General Tax Rate Per \$100. 7.80  
State Equalized General Tax Rate: 3.19

PER CAPITA:  
Gross Debt 603.05  
Net Debt 225.19  
Debt Service .28  
Total Tax Levy 331.19  
Municipal Expenditures 112.91  
  
PER CENT:  
Gross Debt 6.38  
Net Debt 2.38  
Tax Levy Collected 92.87  
Tax Levy Cancelled, Abated or Adjusted 1.50

| 1969 EXPENDITURES                             |                     | 1969 REVENUES                                     |                     | 1969 PROPERTY TAX                          |                     |
|---|---------------------|---|---------------------|--|---------------------|
| <b>GENERAL GOVERNMENT</b>                     |                     | <b>1969 — Property Taxes Collected</b>            |                     | <b>STATE EQUALIZED TAX RATE</b>            |                     |
| Governing Body & Public Boards                |                     |   | 3,254,405.78        | Local District School Taxes                | 2.30 2,476,515.63   |
| Municipal Clerk                               |                     | 1969 Payments in Lieu of Taxes                    |                     | Regional & Consolidated School Tax         |                     |
| Financial Administration                      | 21,440.00           | Delinquent Tax & Lien Collections                 | 117,710.46          | School Taxes in Municipal Budget           |                     |
| Assessment of Taxes                           | 50,100.00           | Business Personalty Replacement Taxes             | 89,226.00           | County Taxes                               | .43 468,366.51      |
| Collection of Taxes                           | 15,200.00           | Taxes from Public Utilities                       | 220,799.61          | County Library Taxes                       | .03 34,948.71       |
| Planning, Housing & Development               | 20,000.00           | Other Miscellaneous Tax Revenues                  |                     | Local Municipal Purpose Taxes              | .37 399,137.44      |
| Human Resources                               |                     | State Aid Revenues                                | 32,452.82           | Veteran & Senior Citizen Taxes             | .05 55,770.00       |
| Elections                                     |                     | Federal Aid Revenues                              | 42,161.00           | Total Taxes for Rate Computation           | 3.18 3,434,738.29   |
| General Administration (other)                | 106,835.00          | Sale of Acquired Property                         |                     | Special District Taxes                     | 83,566.88           |
| <b>JUDICIARY</b>                              |                     | Other Miscellaneous Revenues                      | 108,567.97          | Bank Stock Taxes                           | 693.91              |
| Municipal Courts                              | 6,550.00            | 1969 Revenues                                     | 3,865,323.64        | Added and Omitted Taxes                    | 40,787.66           |
| <b>PUBLIC SAFETY</b>                          |                     | Prior Years Surplus Appropriated                  | 250,000.00          | Total Taxes Levied - ABSTRACT              | 3,504,016.74        |
| Fire Protection                               |                     | <b>REVENUES</b>                                   | <b>4,115,323.64</b> | <b>TOTAL TAXES BILLED</b>                  | <b>3,504,341.96</b> |
| Police Protection                             | 236,511.68          |   |                     | 1969 TAXES COLLECTED                       | 3,254,405.78        |
| Civil Defense & Disaster Control              | 707.74              | <b>1969 REAL PROPERTY VALUATIONS</b>              |                     | 1969 Taxes Cancelled, Abated or Adjusted   | 52,543.30           |
| Environmental Inspection & Control            | 23,670.25           | Code Class # of Parcels %VAL'N                    | ASSESSED VALUATION  | Transfer to Tax Title Liens or Foreclosed  | 21,639.98           |
| Other Public Safety                           |                     | 1 Vacant Land 1009 9.65                           | 4,214,220.00        | Balance Outstanding Dec. 31, 1969          | 175,752.90          |
| <b>PUBLIC WORKS</b>                           |                     | 2 Residential 2815 72.09                          | 31,498,024.00       | <b>PRIOR YEARS TAXES OUTSTANDING</b>       |                     |
| Streets and Drainage                          | 149,672.78          | 3 Farm 113 3.07                                   | 1,338,996.00        | Balance January 1, 1969                    | 127,044.82          |
| Sewers and Sewage Processing                  |                     | 4a Commercial 95 8.67                             | 3,787,400.00        | Collected in 1969                          | 114,081.97          |
| Garbage and Trash Disposal                    |                     | 4b Industrial 39 6.53                             | 2,852,100.00        | Cancelled, Abated or Adjusted (1969)       | 736.67              |
| Public Buildings and Grounds                  | 16,540.03           | 4c Apartments                                     |                     | Transfers to Tax Title Liens or Foreclosed | 466.80              |
| Other Public Works                            |                     | Total 4071 100.01                                 | 43,690,740.00       | Balance December 31, 1969                  | 11,759.38           |
| <b>HEALTH AND WELFARE</b>                     |                     | <b>CAPITAL DEBT AUTHORIZED, DECEMBER 31, 1969</b> |                     | <b>TAX TITLE LIENS OUTSTANDING</b>         |                     |
| Health Services Except Environmental          | 16,600.00           | ISSUED AND UNISSUED                               | GROSS DEBT          | Balance January 1, 1969                    | 42,407.68           |
| Welfare-Public Assistance                     | 3,650.00            | School  | 6,202,000           | Transfers From Taxes                       | 22,165.44           |
| Hospitals, Clinics, First Aid                 |                     | Self-liquidating                                  |                     | Redeemed in 1969                           | 3,628.49            |
| Animal, Insect, & Rodent Control              | 3,000.00            | Other   | 178,300             | Cancelled, Abated or Adjusted (1969)       |                     |
| Other Welfare Services                        |                     | Total   | 6,380,300           | Transfers to Foreclosed Property           |                     |
| <b>RECREATION AND CONSERVATION</b>            |                     | <b>ISSUED AND OUTSTANDING</b>                     |                     | Balance December 31, 1969                  | 60,944.63           |
| Beaches and Boardwalks                        |                     | School  | 6,202,000.00        | <b>PROPERTY ACQUIRED BY DEED OR</b>        |                     |
| Parks, Playgrounds, Shade Trees               | 4,600.00            | Self-Liquidating                                  |                     | <b>FORECLOSURE</b>                         |                     |
| Land Reclamation & Conservation               | 42,161.00           | Other   | 178,300.00          | Balance January 1, 1969                    | 5,950.00            |
| Other Recreational Services                   | 10,908.38           | Total   | 6,380,300.00        | Transfers From Taxes or Liens              |                     |
| <b>EDUCATION (excluding schools)</b>          |                     | <b>EQUALIZED VALUATION BASIS</b>                  |                     | Sale for Cash (1969)                       |                     |
| Libraries                                     | 9,000.00            | <b>FOR NET DEBT COMPUTATION</b>                   | 99,945,471.00       | Cancelled, Abated or Adjusted (1969)       |                     |
| Other Educational Services                    |                     | <b>1969 CAPITAL OUTLAY</b>                        | 141,921.42          | Balance December 31, 1969                  | 5,950.00            |
| <b>STATUTORY EXPENDITURES</b>                 |                     | Beaches and Boardwalks                            |                     | <b>CURRENT FINANCES DECEMBER 31, 1969</b>  |                     |
| Pensions & F.I.C.A.                           | 22,430.90           | Parks and Playgrounds                             |                     | <b>ASSETS</b>                              |                     |
| Employee Fringe Benefits                      | 15,400.00           | Public Buildings and Grounds                      | 19,745.34           | Cash Dec. 31, 1969                         | 342,357.85          |
| Other Statutory Expenditures                  |                     | Vehicular Equipment                               |                     | Taxes Receivable                           | 187,512.28          |
| <b>MUNICIPAL FUNCTIONS</b>                    | <b>775,377.76</b>   | Streets, Roads, Sidewalks, Storm Sewers           | 122,176.08          | Tax Title Liens                            | 60,944.63           |
| <b>CAPITAL IMPROVEMENTS</b>                   | <b>51,990.00</b>    | Sewer System                                      |                     | Foreclosed Property                        | 5,950.00            |
| <b>DEBT SERVICE</b>                           |                     | Water Service                                     |                     | Emergencies & Other Deferred Charges       | 63,419.10           |
| Principal Payments                            |                     | Other Utilities                                   |                     | State Aid Receivable                       | 55,918.00           |
| Interest Payments                             | 3,000.00            | Hospitals and Clinics                             |                     | Other Receivables                          | 21,562.82           |
| <b>DEFERRED CHARGES</b>                       | <b>87,484.62</b>    | Garbage and Trash Disposal Facilities             |                     | Total                                      | 737,664.68          |
| <b>SCHOOL, COUNTY, SPECIAL DISTRICT TAXES</b> | <b>3,063,397.73</b> | Health Equipment                                  |                     | <b>LIABILITIES</b>                         |                     |
| <b>RESERVE FOR UNCOLLECTED TAXES</b>          | <b>276,717.77</b>   | Library and Education Facilities                  |                     | Cash Liabilities                           | 135,028.99          |
|   |                     | Conservation and Recreation                       |                     | Reserves for Receivables                   | 254,889.23          |
|   |                     | Other Expenditures                                |                     | Surplus Dec. 31, 1969                      | 347,746.46          |
| <b>EXPENDITURES</b>                           | <b>4,257,967.88</b> |   |                     | Total                                      | 737,664.68          |

| 0237                   |                | MOONACHIE BCRO                                       |            | - BERGEN COUNTY             |      | PER CAPITA:    |        | PER CENT:                              |       |
|------------------------|----------------|--|------------|-----------------------------|------|----------------|--------|--|-------|
| Population 1960        | 3,052          | Net Valuation Taxable                                | 42,372,146 |                             |      | Gross Debt     | 415.79 | Gross Debt                             | 2.90  |
| Population 1969        | 3,380          | State Equalized Value                                | 54,815,195 | General Tax Rate Per \$100. | 1.87 | Net Debt       | 113.57 | Net Debt                               | .79   |
| Moody Rating           |                | Net Valuation on Which County Taxes are apportioned: | 61,311,118 | State Equalized             |      | Debt Service   | 2.26   | Tax Levy Collected                     | 96.23 |
| Land Area              | 1.60 Sq. Miles | State Equalization Ratio                             | .7730      | General Tax Rate:           | 1.44 | Total Tax Levy | 238.40 | Tax Levy Cancelled, Abated or Adjusted | .29   |
| Municipal Expenditures |                |  |            |                             |      |                | 113.67 |  |       |

| 1969 EXPENDITURES                      |              | 1969 REVENUES                                     |  | 1969 PROPERTY TAX                          |                 |
|--|--------------|---|--|--|-----------------|
| GENERAL GOVERNMENT                     |              | 1969 — Property Taxes Collected                   |  | STATE EQUALIZED TAX RATE                   |                 |
| Governing Body & Public Boards         | 7,250.00     | 1969 Payments in Lieu of Taxes                    |  | Local District School Taxes                | .87 475,289.63  |
| Municipal Clerk                        |              | Delinquent Tax & Lien Collections                 |  | Regional & Consolidated School Tax         |                 |
| Financial Administration               | 19,600.00    | Business Personalty Replacement Taxes             |  | School Taxes in Municipal Budget           |                 |
| Assessment of Taxes                    | 16,650.00    | Taxes from Public Utilities                       |  | County Taxes                               | .46 252,095.09  |
| Collection of Taxes                    | 7,250.00     | Other Miscellaneous Tax Revenues                  |  | County Library Taxes                       |                 |
| Planning, Housing & Development        | 8,300.00     | State Aid Revenues                                |  | Local Municipal Purpose Taxes              | .09 48,780.24   |
| Human Resources                        |              | Federal Aid Revenues                              |  | Veteran & Senior Citizen Taxes             | .03 15,890.00   |
| Elections                              | 300.00       | Sale of Acquired Property                         |  | Total Taxes for Rate Computation           | 1.45 792,054.96 |
| General Administration (other)         | 63,400.00    | Other Miscellaneous Revenues                      |  | Special District Taxes                     |                 |
| JUDICIARY                              |              | 1969 Revenues                                     |  | Bank Stock Taxes                           | 1,482.53        |
| Municipal Courts                       | 5,200.00     | Prior Years Surplus Appropriated                  |  | Added and Omitted Taxes                    | 28,160.03       |
| PUBLIC SAFETY                          |              | REVENUES  |  | Total Taxes Levied - ABSTRACT              | 805,807.52      |
| Fire Protection                        | 26,849.44    | TOTAL   |  | TOTAL TAXES BILLED                         | 806,111.69      |
| Police Protection                      | 69,800.00    | 1969 REAL PROPERTY VALUATIONS                     |  | 1969 TAXES COLLECTED                       | 775,707.43      |
| Civil Defense & Disaster Control       | 500.00       | Code Class # of Parcels %VAL'N ASSESSED VALUATION |  | 1969 Taxes Cancelled, Abated or Adjusted   | 2,326.92        |
| Environmental Inspection & Control     |              | 1 Vacant Land 78 9.97 4,188,800.00                |  | Transfer to Tax Title Liens or Foreclosed  |                 |
| Other Public Safety                    |              | 2 Residential 495 21.31 8,952,200.00              |  | Balance Outstanding Dec. 31, 1969          | 28,077.34       |
| PUBLIC WORKS                           |              | 3 Farm 22 3.49 1,467,600.00                       |  | PRIOR YEARS TAXES OUTSTANDING              |                 |
| Streets and Drainage                   | 38,400.00    | 4a Commercial 86 65.22 27,395,300.00              |  | Balance January 1, 1969                    | 34,336.09       |
| Sewers and Sewage Processing           |              | 4c Apartments 681 99.99 42,003,900.00             |  | Collected in 1969                          | 30,757.47       |
| Garbage and Trash Disposal             | 20,000.00    | CAPITAL DEBT AUTHORIZED, DECEMBER 31, 1969        |  | Cancelled, Abated or Adjusted (1969)       | 499.66          |
| Public Buildings and Grounds           | 7,500.00     | ISSUED AND UNISSUED GROSS DEBT NET DEBT           |  | Transfers to Tax Title Liens or Foreclosed |                 |
| Other Public Works                     |              | School 600,000                                    |  | Balance December 31, 1969                  | 3,078.96        |
| HEALTH and WELFARE                     |              | Self-liquidating 419,118                          |  | TAX TITLE LIENS OUTSTANDING                |                 |
| Health Services Except Environmental   | 4,100.00     | Other 386,257 383,871                             |  | Balance January 1, 1969                    |                 |
| Welfare-Public Assistance              | 200.00       | Total 1,405,375 383,871                           |  | Transfers From Taxes                       |                 |
| Hospitals, Clinics, First Aid          |              | ISSUED AND OUTSTANDING                            |  | Redeemed in 1969                           |                 |
| Animal, Insect, & Rodent Control       | 860.00       | School 600,000.00                                 |  | Cancelled, Abated or Adjusted (1969)       |                 |
| Other Welfare Services                 |              | Self-Liquidating 415,868.00                       |  | Transfers to Foreclosed Property:          |                 |
| RECREATION and CONSERVATION            |              | Other 209,587.04                                  |  | Balance December 31, 1969                  |                 |
| Beaches and Boardwalks                 | 4,000.00     | Total 1,225,455.04                                |  | PROPERTY ACQUIRED BY DEED OR               |                 |
| Parks, Playgrounds, Shade Trees        |              | EQUALIZED VALUATION BASIS                         |  | FORECLOSURE                                |                 |
| Land Reclamation & Conservation        | 2,000.00     | FOR NET DEBT COMPUTATION                          |  | Balance January 1, 1969                    | 6,925.00        |
| Other Recreational Services            |              | 1969 CAPITAL OUTLAY TOTAL                         |  | Transfers From Taxes or Liens              |                 |
| EDUCATION (excluding schools)          |              | Beaches and Boardwalks 192.02                     |  | Sale for Cash (1969)                       |                 |
| Libraries                              |              | Parks and Playgrounds 1,020.50                    |  | Cancelled, Abated or Adjusted (1969)       |                 |
| Other Educational Services             |              | Public Buildings and Grounds 58.72                |  | Balance December 31, 1969                  | 6,925.00        |
| STATUTORY EXPENDITURES                 |              | Vehicular Equipment 42,664.45                     |  | CURRENT FINANCES DECEMBER 31, 1969         |                 |
| Pensions & F.I.C.A.                    | 20,055.69    | Streets, Roads, Sidewalks, Storm Sewers           |  | ASSETS                                     |                 |
| Employee Fringe Benefits               | 3,834.87     | Sewer System                                      |  | Cash Dec. 31, 1969                         | 388,929.54      |
| Other Statutory Expenditures           |              | Water Service                                     |  | Taxes Receivable                           | 31,156.30       |
| MUNICIPAL FUNCTIONS                    |              | Other Utilities                                   |  | Tax Title Liens                            |                 |
| CAPITAL IMPROVEMENTS                   |              | Hospitals and Clinics                             |  | Foreclosed Property                        | 6,925.00        |
| DEBT SERVICE                           |              | Garbage and Trash Disposal Facilities             |  | Emergencies & Other Deferred Charges       | 17,900.00       |
| Principal Payments                     | 6,538.54     | Health Equipment                                  |  | State Aid Receivable                       | 8,607.00        |
| Interest Payments                      | 1,113.90     | Library and Education Facilities                  |  | Other Receivables                          | 24,189.97       |
| DEFERRED CHARGES                       |              | Conservation and Recreation                       |  | Total                                      | 477,707.81      |
| SCHOOL, COUNTY, SPECIAL DISTRICT TAXES | 2,313.41     | Other Expenditures                                |  | LIABILITIES                                |                 |
| RESERVE FOR UNCOLLECTED TAXES          | 727,384.72   |   |  | Cash Liabilities                           | 327,280.56      |
|  | 43,186.86    |   |  | Reserves for Receivables                   | 62,271.27       |
| EXPENDITURES                           |              |   |  | Surplus Dec. 31, 1969                      | 88,155.98       |
| TOTAL                                  | 1,111,587.43 |   |  | Total                                      | 477,707.81      |



0322  
Population 1960 12,497  
Population 1969 15,010  
  
Moody Rating  
Land Area 15.18 Sq. Miles

MOORESTOWN TWP - BURLINGTON COUNTY  
Net Valuation Taxable 131,366,178  
State Equalized Value 137,599,432  
General Tax Rate Per \$100. 3.86  
Net Valuation on Which County Taxes  
are apportioned: 143,061,599  
State Equalized  
State Equalization Ratio .9547  
General Tax Rate: 3.68

PER CAPITA:  
Gross Debt 673.24  
Net Debt 152.05  
Debt Service .48  
Total Tax Levy 346.81  
Municipal Expenditures 127.60

PER CENT:  
Gross Debt 7.85  
Net Debt 1.77  
Tax Levy Collected 92.48  
Tax Levy Cancelled, Abated  
or Adjusted .06

| 1969 EXPENDITURES                      |              | 1969 REVENUES                         |              | 1969 PROPERTY TAX                          |      |
|--|--------------|---------------------------------------|--------------|--|------|
| <b>GENERAL GOVERNMENT</b>              |              |                                       |              | <b>STATE EQUALIZED TAX RATE</b>            |      |
| Governing Body & Public Boards         | 5,750.00     | 1969 — Property Taxes Collected       | 4,813,684.16 | Local District School Taxes                | 2.53 |
| Municipal Clerk                        |              | 1969 Payments in Lieu of Taxes        |              | Regional & Consolidated School Tax         |      |
| Financial Administration               | 43,040.00    | Delinquent Tax & Lien Collections     | 278,829.41   | School Taxes in Municipal Budget           |      |
| Assessment of Taxes                    | 18,650.00    | Business Personalty Replacement Taxes | 277,732.00   | County Taxes                               | .60  |
| Collection of Taxes                    | 16,590.00    | Taxes from Public Utilities           | 261,597.59   | County Library Taxes                       | .03  |
| Planning, Housing & Development        | 11,400.00    | Other Miscellaneous Tax Revenues      | 1,586.73     | Local Municipal Purpose Taxes              | .46  |
| Human Resources                        |              | State Aid Revenues                    | 94,553.52    | Veteran & Senior Citizen Taxes             | .06  |
| Elections                              |              | Federal Aid Revenues                  |              | Total Taxes for Rate Computation           | 3.68 |
| General Administration (other)         | 147,467.00   | Sale of Acquired Property             | 77,936.36    | Special District Taxes                     |      |
| <b>JUDICIARY</b>                       |              | Other Miscellaneous Revenues          | 289,417.55   | Bank Stock Taxes                           |      |
| Municipal Courts                       | 19,654.00    | 1969 Revenues                         | 6,095,337.32 | Added and Omitted Taxes                    |      |
| <b>PUBLIC SAFETY</b>                   |              | Prior Years Surplus Appropriated      | 283,000.00   | Total Taxes Levied - ABSTRACT              |      |
| Fire Protection                        | 1,435.00     | REVENUES                              | 6,378,337.32 | <b>TOTAL TAXES BILLED</b>                  |      |
| Police Protection                      | 327,925.00   |                                       |              | 1969 TAXES COLLECTED                       |      |
| Civil Defense & Disaster Control       | 400.00       |                                       |              | 1969 Taxes Cancelled, Abated or Adjusted   |      |
| Environmental Inspection & Control     | 14,675.00    |                                       |              | Transfer to Tax Title Liens or Foreclosed  |      |
| Other Public Safety                    |              |                                       |              | Balance Outstanding Dec. 31, 1969          |      |
| <b>PUBLIC WORKS</b>                    |              |                                       |              | <b>PRIOR YEARS TAXES OUTSTANDING</b>       |      |
| Streets and Drainage                   | 187,331.00   |                                       |              | Balance January 1, 1969                    |      |
| Sewers and Sewage Processing           |              |                                       |              | Collected in 1969                          |      |
| Garbage and Trash Disposal             | 114,337.00   |                                       |              | Cancelled, Abated or Adjusted (1969)       |      |
| Public Buildings and Grounds           | 31,700.00    |                                       |              | Transfers to Tax Title Liens or Foreclosed |      |
| Other Public Works                     |              |                                       |              | Balance December 31, 1969                  |      |
| <b>HEALTH and WELFARE</b>              |              |                                       |              | <b>TAX TITLE LIENS OUTSTANDING</b>         |      |
| Health Services Except Environmental   | 4,000.00     |                                       |              | Balance January 1, 1969                    |      |
| Welfare-Public Assistance              | 900.00       |                                       |              | Transfers From Taxes                       |      |
| Hospitals, Clinics, First Aid          |              |                                       |              | Redeemed in 1969                           |      |
| Animal, Insect, & Rodent Control       | 600.00       |                                       |              | Cancelled, Abated or Adjusted (1969)       |      |
| Other Welfare Services                 |              |                                       |              | Transfers to Foreclosed Property           |      |
| <b>RECREATION and CONSERVATION</b>     |              |                                       |              | Balance December 31, 1969                  |      |
| Beaches and Boardwalks                 |              |                                       |              | <b>PROPERTY ACQUIRED BY DEED OR</b>        |      |
| Parks, Playgrounds, Shade Trees        | 55,812.00    |                                       |              | <b>FORECLOSURE</b>                         |      |
| Land Reclamation & Conservation        |              |                                       |              | Balance January 1, 1969                    |      |
| Other Recreational Services            | 67,682.00    |                                       |              | Transfers From Taxes or Liens              |      |
| <b>EDUCATION (exclusing schools)</b>   |              |                                       |              | Sale for Cash (1969)                       |      |
| Libraries                              | 90,000.00    |                                       |              | Cancelled, Abated or Adjusted (1969)       |      |
| Other Educational Services             |              |                                       |              | Balance December 31, 1969                  |      |
| <b>STATUTORY EXPENDITURES</b>          |              |                                       |              | <b>CURRENT FINANCES DECEMBER 31, 1969</b>  |      |
| Pensions & F.I.C.A.                    | 78,900.00    |                                       |              | <b>ASSETS</b>                              |      |
| Employee Fringe Benefits               | 25,000.00    |                                       |              | Cash Dec. 31, 1969                         |      |
| Other Statutory Expenditures           |              |                                       |              | Taxes Receivable                           |      |
| <b>MUNICIPAL FUNCTIONS</b>             |              |                                       |              | Tax Title Liens                            |      |
| CAPITAL IMPROVEMENTS                   | 1,263,248.00 |                                       |              | Foreclosed Property                        |      |
| <b>DEBT SERVICE</b>                    |              |                                       |              | Emergencies & Other Deferred Charges       |      |
| Principal Payments                     | 500.00       |                                       |              | State Aid Receivable                       |      |
| Interest Payments                      | 6,700.00     |                                       |              | Other Receivables                          |      |
| <b>DEFERRED CHARGES</b>                |              |                                       |              | Total                                      |      |
| SCHOOL, COUNTY, SPECIAL DISTRICT TAXES | 8,835.49     |                                       |              | <b>LIABILITIES</b>                         |      |
| RESERVE FOR UNCOLLECTED TAXES          | 4,443,163.04 |                                       |              | Cash Liabilities                           |      |
|  | 513,711.30   |                                       |              | Reserves for Receivables                   |      |
|  |              |                                       |              | Surplus Dec. 31, 1969                      |      |
| <b>EXPENDITURES</b>                    |              |                                       |              | Total                                      |      |
| TOTAL                                  | 6,358,433.85 |                                       |              |  |      |

1422  
Population 1960 12,092  
Population 1969 18,030  
S & P Rating A  
Moody Rating A-1  
Land Area 15.80 Sq. Miles

MORRIS TWP - MORRIS COUNTY  
Net Valuation Taxable 98,675,858  
State Equalized Value 228,257,825 General Tax Rate Per \$100. 6.49  
Net Valuation on Which County Taxes are apportioned: 211,543,855  
State Equalization Ratio .4323 General Tax Rate: 2.80

PER CAPITA:  
Gross Debt 520.05  
Net Debt 47.88  
Debt Service  
Total Tax Levy 356.88  
Municipal Expenditures 138.70

PER CENT:  
Gross Debt 4.47  
Net Debt .41  
Tax Levy Collected 96.07  
Tax Levy Cancelled, Abated or Adjusted .33

| 1969 EXPENDITURES                      |              | 1969 REVENUES                   |  | 1969 PROPERTY TAX                          |  |
|--|--------------|---------------------------------|--|--|--|
| GENERAL GOVERNMENT                     |              | 1969 — Property Taxes Collected |  | STATE EQUALIZED TAX RATE                   |  |
| Governing Body & Public Boards         |              | 6,184,745.57                    |  | 1.82                                       |  |
| Municipal Clerk                        |              | 137,731.30                      |  | Local District School Taxes                |  |
| Financial Administration               | 15,000.00    | 221,528.00                      |  | Regional & Consolidated School Tax         |  |
| Assessment of Taxes                    | 19,225.00    | 246,802.96                      |  | School Taxes in Municipal Budget           |  |
| Collection of Taxes                    | 24,555.00    | 59,777.15                       |  | County Taxes                               |  |
| Planning, Housing & Development        | 12,555.00    | 165,253.82                      |  | County Library Taxes                       |  |
| Human Resources                        |              | 7,015,838.80                    |  | Local Municipal Purpose Taxes              |  |
| Elections                              | 5,845.00     | 399,000.00                      |  | Veteran & Senior Citizen Taxes             |  |
| General Administration (other)         | 129,850.00   | 7,414,838.80                    |  | Total Taxes for Rate Computation           |  |
| JUDICIARY                              |              | TOTAL                           |  | 2.80                                       |  |
| Municipal Courts                       | 13,040.00    | TOTAL                           |  | Special District Taxes                     |  |
| PUBLIC SAFETY                          |              | TOTAL                           |  | Bank Stock Taxes                           |  |
| Fire Protection                        | 175,902.26   | TOTAL                           |  | Added and Omitted Taxes                    |  |
| Police Protection                      | 390,816.00   | TOTAL                           |  | Total Taxes Levied - ABSTRACT              |  |
| Civil Defense & Disaster Control       | 7,740.00     | TOTAL                           |  | TOTAL TAXES BILLED                         |  |
| Environmental Inspection & Control     | 17,140.00    | TOTAL                           |  | 1969 TAXES COLLECTED                       |  |
| Other Public Safety                    |              | TOTAL                           |  | 1969 Taxes Cancelled, Abated or Adjusted   |  |
| PUBLIC WORKS                           |              | TOTAL                           |  | Transfer to Tax Title Liens or Foreclosed  |  |
| Streets and Drainage                   | 332,097.33   | TOTAL                           |  | Balance Outstanding Dec. 31, 1969          |  |
| Sewers and Sewage Processing           |              | TOTAL                           |  | 226,645.68                                 |  |
| Garbage and Trash Disposal             | 155,032.00   | TOTAL                           |  | PRIOR YEARS TAXES OUTSTANDING              |  |
| Public Buildings and Grounds           | 20,366.00    | TOTAL                           |  | Balance January 1, 1969                    |  |
| Other Public Works                     |              | TOTAL                           |  | Collected in 1969                          |  |
| HEALTH and WELFARE                     |              | TOTAL                           |  | Cancelled, Abated or Adjusted (1969)       |  |
| Health Services Except Environmental   | 47,130.00    | TOTAL                           |  | Transfers to Tax Title Liens or Foreclosed |  |
| Welfare-Public Assistance              | 4,000.00     | TOTAL                           |  | Balance December 31, 1969                  |  |
| Hospitals, Clinics, First Aid          |              | TOTAL                           |  | TAX TITLE LIENS OUTSTANDING                |  |
| Animal, Insect, & Rodent Control       | 1,000.00     | TOTAL                           |  | Balance January 1, 1969                    |  |
| Other Welfare Services                 |              | TOTAL                           |  | Transfers From Taxes                       |  |
| RECREATION and CONSERVATION            |              | TOTAL                           |  | Redeemed in 1969                           |  |
| Beaches and Boardwalks                 |              | TOTAL                           |  | Cancelled, Abated or Adjusted (1969)       |  |
| Parks, Playgrounds, Shade Trees        | 131,982.57   | TOTAL                           |  | Transfers to Foreclosed Property           |  |
| Land Reclamation & Conservation        |              | TOTAL                           |  | Balance December 31, 1969                  |  |
| Other Recreational Services            |              | TOTAL                           |  | PROPERTY ACQUIRED BY DEED OR               |  |
| EDUCATION (excluding schools)          |              | TOTAL                           |  | FORECLOSURE                                |  |
| Libraries                              | 66,962.58    | TOTAL                           |  | Balance January 1, 1969                    |  |
| Other Educational Services             |              | TOTAL                           |  | Transfers From Taxes or Liens              |  |
| STATUTORY EXPENDITURES                 |              | TOTAL                           |  | Sale for Cash (1969)                       |  |
| Pensions & F.I.C.A.                    | 121,900.00   | TOTAL                           |  | Cancelled, Abated or Adjusted (1969)       |  |
| Employee Fringe Benefits               | 73,300.00    | TOTAL                           |  | Balance December 31, 1969                  |  |
| Other Statutory Expenditures           |              | TOTAL                           |  | CURRENT FINANCES DECEMBER 31, 1969         |  |
| MUNICIPAL FUNCTIONS                    | 1,765,438.74 | TOTAL                           |  | ASSETS                                     |  |
| CAPITAL IMPROVEMENTS                   | 189,000.00   | TOTAL                           |  | Cash Dec. 31, 1969                         |  |
| DEBT SERVICE                           |              | TOTAL                           |  | Taxes Receivable                           |  |
| Principal Payments                     |              | TOTAL                           |  | Tax Title Liens                            |  |
| Interest Payments                      |              | TOTAL                           |  | Foreclosed Property                        |  |
| DEFERRED CHARGES                       | 98,054.87    | TOTAL                           |  | Emergencies & Other Deferred Charges       |  |
| SCHOOL, COUNTY, SPECIAL DISTRICT TAXES | 5,012,001.68 | TOTAL                           |  | State Aid Receivable                       |  |
| RESERVE FOR UNCOLLECTED TAXES          | 448,257.38   | TOTAL                           |  | Other Receivables                          |  |
| EXPENDITURES                           | 7,512,752.67 | TOTAL                           |  | Total                                      |  |
|  |              | TOTAL                           |  | LIABILITIES                                |  |
|  |              | TOTAL                           |  | Cash Liabilities                           |  |
|  |              | TOTAL                           |  | Reserves for Receivables                   |  |
|  |              | TOTAL                           |  | Surplus Dec. 31, 1969                      |  |
|  |              | TOTAL                           |  | Total                                      |  |

1423  
Population 1960 4,703  
Population 1969 6,120  
  
Moody Rating  
Land Area 2.50 Sq. Miles

MORRIS PLAINS BORO - MORRIS COUNTY  
Net Valuation Taxable 36,517,186  
State Equalized Value 69,069,767 General Tax Rate Per \$100. 5.23  
Net Valuation on Which County Taxes are apportioned: 75,491,016 State Equalized General Tax Rate: 2.76  
State Equalization Ratio .5287

PER CAPITA:  
Gross Debt 381.83  
Net Debt 174.31  
Debt Service 4.57  
Total Tax Levy 311.67  
Municipal Expenditures 132.98

PER CENT:  
Gross Debt 3.67  
Net Debt 1.68  
Tax Levy Collected 96.11  
Tax Levy Cancelled, Abated or Adjusted .47

| 1969 EXPENDITURES                             |                     | 1969 REVENUES                          |                     | 1969 PROPERTY TAX                               |                     |
|---|---------------------|--|---------------------|---|---------------------|
| <b>GENERAL GOVERNMENT</b>                     |                     | 1969 — Property Taxes Collected        |                     | <b>STATE EQUALIZED TAX RATE</b>                 |                     |
| Governing Body & Public Boards                |                     | 1969 Payments in Lieu of Taxes         | 1,833,301.31        | Local District School Taxes                     | 1.78 1,232,465.00   |
| Municipal Clerk                               |                     | Delinquent Tax & Lien Collections      | 33,564.68           | Regional & Consolidated School Tax              |                     |
| Financial Administration                      | 31,228.00           | Business Personality Replacement Taxes | 139,852.00          | School Taxes in Municipal Budget                |                     |
| Assessment of Taxes                           | 5,450.00            | Taxes from Public Utilities            | 94,355.65           | County Taxes                                    | .44 306,421.61      |
| Collection of Taxes                           | 17,125.00           | Other Miscellaneous Tax Revenues       |                     | County Library Taxes                            | .03 22,866.10       |
| Planning, Housing & Development               | 11,040.00           | State Aid Revenues                     | 22,469.45           | Local Municipal Purpose Taxes                   | .46 314,619.99      |
| Human Resources                               |                     | Federal Aid Revenues                   |                     | Veteran & Senior Citizen Taxes                  | .05 33,410.00       |
| Elections                                     | 1,875.00            | Sale of Acquired Property              |                     | Total Taxes for Rate Computation                | 2.76 1,909,782.70   |
| General Administration (other)                | 46,650.00           | Other Miscellaneous Revenues           | 57,142.35           | Special District Taxes                          |                     |
| <b>JUDICIARY</b>                              |                     | 1969 Revenues                          | 2,180,685.44        | Bank Stock Taxes                                | 2,288.46            |
| Municipal Courts                              | 6,410.00            | Prior Years Surplus Appropriated       | 189,000.00          | Added and Omitted Taxes                         | 28,760.66           |
| <b>PUBLIC SAFETY</b>                          |                     | <b>REVENUES TOTAL</b>                  | <b>2,369,685.44</b> | Total Taxes Levied - ABSTRACT                   | 1,907,421.82        |
| Fire Protection                               | 20,355.00           |  |                     | <b>TOTAL TAXES BILLED</b>                       | <b>1,907,487.94</b> |
| Police Protection                             | 157,620.00          |  |                     | 1969 TAXES COLLECTED                            | 1,833,301.31        |
| Civil Defense & Disaster Control              | 3,265.00            |  |                     | 1969 Taxes Cancelled, Abated or Adjusted        | 8,908.16            |
| Environmental Inspection & Control            | 2,575.00            |  |                     | Transfer to Tax Title Liens or Foreclosed       | 7,478.90            |
| Other Public Safety                           |                     |  |                     | Balance Outstanding Dec. 31, 1969               | 57,799.57           |
| <b>PUBLIC WORKS</b>                           |                     |  |                     | <b>PRIOR YEARS TAXES OUTSTANDING</b>            |                     |
| Streets and Drainage                          | 116,118.00          |  |                     | Balance January 1, 1969                         | 39,019.70           |
| Sewers and Sewage Processing                  |                     |  |                     | Collected in 1969                               | 31,422.99           |
| Garbage and Trash Disposal                    | 45,465.00           |  |                     | Cancelled, Abated or Adjusted (1969)            | 4,370.06            |
| Public Buildings and Grounds                  | 20,875.00           |  |                     | Transfers to Tax Title Liens or Foreclosed      | 2,514.65            |
| Other Public Works                            |                     |  |                     | Balance December 31, 1969                       | 712.00              |
| <b>HEALTH and WELFARE</b>                     |                     |  |                     | <b>TAX TITLE LIENS OUTSTANDING</b>              |                     |
| Health Services Except Environmental          | 4,820.00            |  |                     | Balance January 1, 1969                         | 3,748.51            |
| Welfare-Public Assistance                     | 750.00              |  |                     | Transfers From Taxes                            | 10,361.92           |
| Hospitals, Clinics, First Aid                 | 1,000.00            |  |                     | Redeemed in 1969                                | 2,141.69            |
| Animal, Insect, & Rodent Control              | 1,650.00            |  |                     | Cancelled, Abated or Adjusted (1969)            |                     |
| Other Welfare Services                        |                     |  |                     | Transfers to Foreclosed Property:               |                     |
| <b>RECREATION and CONSERVATION</b>            |                     |  |                     | Balance December 31, 1969                       | 11,968.74           |
| Beaches and Boardwalks                        |                     |  |                     | <b>PROPERTY ACQUIRED BY DEED OR FORECLOSURE</b> |                     |
| Parks, Playgrounds, Shade Trees               | 20,450.00           |  |                     | Balance January 1, 1969                         | 8,060.00            |
| Land Reclamation & Conservation               |                     |  |                     | Transfers From Taxes or Liens                   |                     |
| Other Recreational Services                   | 18,950.00           |  |                     | Sale for Cash (1969)                            |                     |
| <b>EDUCATION (excluding schools)</b>          |                     |  |                     | Cancelled, Abated or Adjusted (1969)            |                     |
| Libraries                                     | 8,880.00            |  |                     | Balance December 31, 1969                       | 8,060.00            |
| Other Educational Services                    | 150.00              |  |                     | <b>CURRENT FINANCES DECEMBER 31, 1969</b>       |                     |
| <b>STATUTORY EXPENDITURES</b>                 |                     |  |                     | <b>ASSETS</b>                                   |                     |
| Pensions & F.I.C.A.                           | 30,000.00           |  |                     | Cash Dec. 31, 1969                              | 323,604.74          |
| Employee Fringe Benefits                      |                     |  |                     | Taxes Receivable                                | 58,511.57           |
| Other Statutory Expenditures                  |                     |  |                     | Tax Title Liens                                 | 11,968.74           |
| <b>MUNICIPAL FUNCTIONS</b>                    | <b>TOTAL</b>        |  |                     | Foreclosed Property                             | 8,060.00            |
| CAPITAL IMPROVEMENTS                          | 62,000.00           |  |                     | Emergencies & Other Deferred Charges            | 3,286.54            |
| <b>DEBT SERVICE</b>                           |                     |  |                     | State Aid Receivable                            | 14,320.00           |
| Principal Payments                            | 22,600.00           |  |                     | Other Receivables                               | 1,818.64            |
| Interest Payments                             | 5,347.50            |  |                     | <b>Total</b>                                    | <b>421,570.23</b>   |
| <b>DEFERRED CHARGES</b>                       |                     |  |                     | <b>LIABILITIES</b>                              |                     |
|   | 32.53               |  |                     | Cash Liabilities                                | 112,878.37          |
| <b>SCHOOL, COUNTY, SPECIAL DISTRICT TAXES</b> | <b>1,561,752.71</b> |  |                     | Reserves for Receivables                        | 80,358.95           |
| <b>RESERVE FOR UNCOLLECTED TAXES</b>          | <b>151,185.87</b>   |  |                     | Surplus Dec. 31, 1969                           | 228,332.91          |
| <b>EXPENDITURES</b>                           | <b>TOTAL</b>        |  |                     | <b>Total</b>                                    | <b>421,570.23</b>   |
|   | <b>2,375,619.61</b> |  |                     |   |                     |

1424  
Population 1960 17,712  
Population 1969 21,410  
S & P Rating AA  
Moody Rating A-1  
Land Area 2.00 Sq. Miles

MORRISTOWN TOWN - MORRIS COUNTY  
Net Valuation Taxable 61,146,608  
State Equalized Value 142,135,304  
Net Valuation on Which County Taxes  
are apportioned: 136,837,866  
State Equalization Ratio .4302  
General Tax Rate Per \$100. 8.37  
State Equalized  
General Tax Rate: 3.60

PER CAPITA:  
Gross Debt 508.16  
Net Debt 210.07  
Debt Service 8.59  
Total Tax Levy 239.27  
Municipal Expenditures 136.89

PER CENT:  
Gross Debt 8.56  
Net Debt 3.54  
Tax Levy Collected 95.81  
Tax Levy Cancelled, Abated  
or Adjusted .17

| 1969 EXPENDITURES                      |                     | 1969 REVENUES                                     |                           | 1969 PROPERTY TAX                          |                   |
|--|---------------------|---|---------------------------|--|-------------------|
| <b>GENERAL GOVERNMENT</b>              |                     | 1969 — Property Taxes Collected 4,908,489.65      |                           | <b>STATE EQUALIZED TAX RATE</b>            |                   |
| Governing Body & Public Boards         |                     | 1969 Payments in Lieu of Taxes                    | 221,942.67                | Local District School Taxes                | 2.07 2,936,717.00 |
| Municipal Clerk                        |                     | Delinquent Tax & Lien Collections                 | 267,829.00                | Regional & Consolidated School Tax         |                   |
| Financial Administration               | 57,624.00           | Business Personalty Replacement Taxes             | 254,057.11                | School Taxes in Municipal Budget           |                   |
| Assessment of Taxes                    | 24,131.00           | Taxes from Public Utilities                       | 18,337.49                 | County Taxes                               | .39 554,397.74    |
| Collection of Taxes                    | 25,544.00           | Other Miscellaneous Tax Revenues                  | 88,526.81                 | County Library Taxes                       |                   |
| Planning, Housing & Development        | 43,106.00           | State Aid Revenues                                |                           | Local Municipal Purpose Taxes              | 1.11 1,577,270.71 |
| Human Resources                        | 300.00              | Federal Aid Revenues                              |                           | Veteran & Senior Citizen Taxes             | .03 49,380.00     |
| Elections                              | 2,750.00            | Sale of Acquired Property                         |                           | Total Taxes for Rate Computation           | 3.60 5,117,765.45 |
| General Administration (other)         | 134,339.00          | Other Miscellaneous Revenues                      | 455,801.76                | Special District Taxes                     |                   |
| <b>JUDICIARY</b>                       |                     | 1969 Revenues                                     | 6,214,984.49              | Bank Stock Taxes                           | 25,323.48         |
| Municipal Courts                       | 30,089.00           | Prior Years Surplus Appropriated                  | 295,000.00                | Added and Omitted Taxes                    | 29,084.12         |
| <b>PUBLIC SAFETY</b>                   |                     | <b>REVENUES</b>                                   | <b>TOTAL</b> 6,509,984.49 | Total Taxes Levied - ABSTRACT              | 5,122,793.05      |
| Fire Protection                        | 296,198.00          | <b>1969 REAL PROPERTY VALUATIONS</b>              |                           | <b>TOTAL TAXES BILLED</b>                  | 5,123,124.27      |
| Police Protection                      | 506,172.00          | Code Class # of Parcels %VAL'N                    | ASSESSED VALUATION        | <b>1969 TAXES COLLECTED</b>                | 4,908,489.65      |
| Civil Defense & Disaster Control       | 5,350.00            | 1 Vacant Land 354 1.43                            | 814,450.00                | 1969 Taxes Cancelled, Abated or Adjusted   | 8,810.22          |
| Environmental Inspection & Control     | 9,790.00            | 2 Residential 2720 45.59                          | 25,883,950.00             | Transfer to Tax Title Liens or Foreclosed  | 27,813.51         |
| Other Public Safety                    |                     | 3 Farm  |                           | Balance Outstanding Dec. 31, 1969          | 178,010.89        |
| <b>PUBLIC WORKS</b>                    |                     | 4a Commercial 449 31.66                           | 17,973,800.00             | <b>PRIOR YEARS TAXES OUTSTANDING</b>       |                   |
| Streets and Drainage                   | 266,655.55          | 4b Industrial 26 3.25                             | 1,845,100.00              | Balance January 1, 1969                    | 331,928.86        |
| Sewers and Sewage Processing           | 80,635.00           | 4c Apartments 58 18.07                            | 10,259,500.00             | Collected in 1969                          | 173,659.91        |
| Garbage and Trash Disposal             | 73,150.00           | Total 3607 100.00                                 | 56,776,800.00             | Cancelled, Abated or Adjusted (1969)       | 45,501.32         |
| Public Buildings and Grounds           | 63,524.00           | <b>CAPITAL DEBT AUTHORIZED, DECEMBER 31, 1969</b> |                           | Transfers to Tax Title Liens or Foreclosed | 3,286.80          |
| Other Public Works                     |                     | <b>ISSUED AND UNISSUED</b>                        |                           | Balance December 31, 1969                  | 109,480.83        |
| <b>HEALTH and WELFARE</b>              |                     | <b>GROSS DEBT</b>                                 |                           | <b>TAX TITLE LIENS OUTSTANDING</b>         |                   |
| Health Services Except Environmental   | 81,462.00           | <b>NET DEBT</b>                                   |                           | Balance January 1, 1969                    | 68,203.69         |
| Welfare-Public Assistance              | 15,036.00           | School  | 2,129,000                 | Transfers From Taxes                       | 31,546.44         |
| Hospitals, Clinics, First Aid          |                     | Self-liquidating                                  | 6,657,720                 | Redeemed in 1969                           | 48,282.76         |
| Animal, Insect, & Rodent Control       | 10,480.00           | Other   | 2,093,000                 | Cancelled, Abated or Adjusted (1969)       | 2,682.61          |
| Other Welfare Services                 |                     | Total   | 10,879,720                | Transfers to Foreclosed Property:          |                   |
| <b>RECREATION and CONSERVATION</b>     |                     | <b>ISSUED AND OUTSTANDING</b>                     |                           | Balance December 31, 1969                  | 48,784.76         |
| Beaches and Boardwalks                 |                     | School  | 2,129,000.00              | <b>PROPERTY ACQUIRED BY DEED OR</b>        |                   |
| Parks, Playgrounds, Shade Trees        | 179,003.00          | Self-Liquidating                                  | 4,627,000.00              | <b>FORECLOSURE</b>                         |                   |
| Land Reclamation & Conservation        |                     | Other   | 1,617,000.00              | Balance January 1, 1969                    | 8,200.00          |
| Other Recreational Services            | 3,600.00            | Total   | 8,373,000.00              | Transfers From Taxes or Liens              |                   |
| <b>EDUCATION (excluding schools)</b>   |                     | <b>EQUALIZED VALUATION BASIS</b>                  |                           | Sale for Cash (1969)                       |                   |
| Libraries                              | 44,457.42           | <b>FOR NET DEBT COMPUTATION</b>                   |                           | Cancelled, Abated or Adjusted (1969)       |                   |
| Other Educational Services             | 2,000.00            | 127,031,324.33                                    |                           | Balance December 31, 1969                  | 8,200.00          |
| <b>STATUTORY EXPENDITURES</b>          |                     | <b>1969 CAPITAL OUTLAY</b>                        |                           | <b>CURRENT FINANCES DECEMBER 31, 1969</b>  |                   |
| Pensions & F.I.C.A.                    | 171,000.00          | <b>TOTAL</b> 1,164,835.53                         |                           | <b>ASSETS</b>                              |                   |
| Employee Fringe Benefits               | 34,960.00           | Beaches and Boardwalks                            |                           | Cash Dec. 31, 1969                         | 664,067.14        |
| Other Statutory Expenditures           |                     | Parks and Playgrounds                             | 13,828.00                 | Taxes Receivable                           | 287,491.72        |
| <b>MUNICIPAL FUNCTIONS</b>             |                     | Public Buildings and Grounds                      | 54,324.00                 | Tax Title Liens                            | 48,784.76         |
| <b>CAPITAL IMPROVEMENTS</b>            |                     | Vehicular Equipment                               | 51,515.53                 | Foreclosed Property                        | 8,200.00          |
| <b>DEBT SERVICE</b>                    |                     | Streets, Roads, Sidewalks, Storm Sewers           | 6,500.00                  | Emergencies & Other Deferred Charges       | 15,096.21         |
| Principal Payments                     | 143,000.00          | Sewer System                                      | 640,918.46                | State Aid Receivable                       | 43,897.27         |
| Interest Payments                      | 40,913.00           | Water Service                                     |                           | Other Receivables                          |                   |
|  |                     | Other Utilities                                   |                           | Total                                      | 1,067,537.10      |
|  |                     | Hospitals and Clinics                             |                           | <b>LIABILITIES</b>                         |                   |
| <b>DEFERRED CHARGES</b>                |                     | Garbage and Trash Disposal Facilities             |                           | Cash Liabilities                           | 115,286.92        |
| SCHOOL, COUNTY, SPECIAL DISTRICT TAXES | 93,503.11           | Health Equipment                                  |                           | Reserves for Receivables                   | 344,476.48        |
| <b>RESERVE FOR UNCOLLECTED TAXES</b>   |                     | Library and Education Facilities                  |                           | Surplus Dec. 31, 1969                      | 607,773.70        |
|  | 407,833.35          | Conservation and Recreation                       |                           | Total                                      | 1,067,537.10      |
| <b>EXPENDITURES</b>                    |                     | Other Expenditures                                | 397,749.54                |  |                   |
| <b>TOTAL</b>                           | <b>6,421,900.59</b> |   |                           |  |                   |

1426  
Population 1960 1,246  
Population 1969 2,010  
Moody Rating  
Land Area 2.70 Sq. Miles

MOUNT ARLINGTON BORO - MORRIS COUNTY  
Net Valuation Taxable 10,011,341  
State Equalized Value 21,618,097  
Net Valuation on Which County Taxes are apportioned: 20,060,493  
State Equalization Ratio .4631  
General Tax Rate Per \$100. 6.69  
State Equalized General Tax Rate: 3.09

PER CAPITA:  
Gross Debt 157.57  
Net Debt 16.03  
Debt Service 7.31  
Total Tax Levy 330.72  
Municipal Expenditures 153.14

PER CENT:  
Gross Debt 1.64  
Net Debt .17  
Tax Levy Collected 95.49  
Tax Levy Cancelled, Abated or Adjusted .10

| 1969 EXPENDITURES                      |                   | 1969 REVENUES                                     |                   | 1969 PROPERTY TAX                               |                   |
|--|-------------------|---|-------------------|---|-------------------|
| <b>GENERAL GOVERNMENT</b>              |                   | 1969 — Property Taxes Collected 634,756.53        |                   | <b>STATE EQUALIZED TAX RATE</b> 1.90            |                   |
| Governing Body & Public Boards         |                   | 1969 Payments in Lieu of Taxes                    |                   | Local District School Taxes                     | 411,025.50        |
| Municipal Clerk                        |                   | Delinquent Tax & Lien Collections                 | 26,906.19         | Regional & Consolidated School Tax              |                   |
| Financial Administration               | 14,350.00         | Business Personalty Replacement Taxes             | 11,506.00         | School Taxes in Municipal Budget                |                   |
| Assessment of Taxes                    | 3,110.00          | Taxes from Public Utilities                       | 29,333.28         | County Taxes                                    | 81,137.71         |
| Collection of Taxes                    | 6,050.00          | Other Miscellaneous Tax Revenues                  |                   | County Library Taxes                            |                   |
| Planning, Housing & Development        | 3,550.00          | State Aid Revenues                                | 6,330.22          | Local Municipal Purpose Taxes                   | 164,984.08        |
| Human Resources                        |                   | Federal Aid Revenues                              |                   | Veteran & Senior Citizen Taxes                  | 12,380.00         |
| Elections                              | 445.00            | Sale of Acquired Property                         |                   | Total Taxes for Rate Computation                | 669,527.29        |
| General Administration (other)         | 17,441.05         | Other Miscellaneous Revenues                      | 22,545.90         | Special District Taxes                          |                   |
| <b>JUDICIARY</b>                       |                   | 1969 Revenues Total                               | 731,378.12        | Bank Stock Taxes                                | 404.12            |
| Municipal Courts                       | 1,800.00          | Prior Years Surplus Appropriated                  | 60,000.00         | Added and Omitted Taxes                         | 7,199.66          |
| <b>PUBLIC SAFETY</b>                   |                   | <b>REVENUES TOTAL</b>                             | <b>791,378.12</b> | Total Taxes Levied - ABSTRACT                   | 664,751.07        |
| Fire Protection                        | 6,000.00          |   |                   | <b>TOTAL TAXES BILLED</b>                       | 664,751.07        |
| Police Protection                      | 47,000.00         |   |                   | 1969 TAXES COLLECTED                            | 634,756.53        |
| Civil Defense & Disaster Control       | 800.00            |   |                   | 1969 Taxes Cancelled, Abated or Adjusted        | 644.27            |
| Environmental Inspection & Control     | 700.00            |   |                   | Transfer to Tax Title Liens or Foreclosed       | 1,672.67          |
| Other Public Safety                    |                   |   |                   | Balance Outstanding Dec. 31, 1969               | 27,677.60         |
| <b>PUBLIC WORKS</b>                    |                   | <b>1969 REAL PROPERTY VALUATIONS</b>              |                   | <b>PRIOR YEARS TAXES OUTSTANDING</b>            |                   |
| Streets and Drainage                   | 62,357.78         | Code Class # of Parcels %VAL'N ASSESSED VALUATION |                   | Balance January 1, 1969                         | 33,766.43         |
| Sewers and Sewage Processing           | 3,000.00          | 1 Vacant Land 268 4.13 407,500.00                 |                   | Collected in 1969                               | 25,708.23         |
| Garbage and Trash Disposal             | 6,500.00          | 2 Residential 903 77.86 7,683,600.00              |                   | Cancelled, Abated or Adjusted (1969)            |                   |
| Public Buildings and Grounds           | 21,650.00         | 3 Farm 744,500.00                                 |                   | Transfers to Tax Title Liens or Foreclosed      |                   |
| Other Public Works                     |                   | 4a Commercial 46 7.54 106,650.00                  |                   | Balance December 31, 1969                       | 8,058.20          |
| <b>HEALTH and WELFARE</b>              |                   | 4b Industrial 2 1.08 926,600.00                   |                   | <b>TAX TITLE LIENS OUTSTANDING</b>              |                   |
| Health Services Except Environmental   | 2,950.00          | 4c Apartments 4 9.39 9,868,850.00                 |                   | Balance January 1, 1969                         | 8,274.11          |
| Welfare-Public Assistance              | 500.00            |   |                   | Transfers From Taxes                            | 1,672.67          |
| Hospitals, Clinics, First Aid          | 500.00            |   |                   | Redeemed in 1969                                | 1,197.96          |
| Animal, Insect, & Rodent Control       | 660.00            |   |                   | Cancelled, Abated or Adjusted (1969)            |                   |
| Other Welfare Services                 |                   |   |                   | Transfers to Foreclosed Property                |                   |
| <b>RECREATION and CONSERVATION</b>     |                   |   |                   | Balance December 31, 1969                       | 8,748.82          |
| Beaches and Boardwalks                 |                   |   |                   | <b>PROPERTY ACQUIRED BY DEED OR FORECLOSURE</b> |                   |
| Parks, Playgrounds, Shade Trees        | 3,800.00          |   |                   | Balance January 1, 1969                         | 12,905.00         |
| Land Reclamation & Conservation        |                   |   |                   | Transfers From Taxes or Liens                   |                   |
| Other Recreational Services            |                   |   |                   | Sale for Cash (1969)                            |                   |
| <b>EDUCATION (excluding schools)</b>   |                   |   |                   | Cancelled, Abated or Adjusted (1969)            |                   |
| Libraries                              | 5,600.00          |   |                   | Balance December 31, 1969                       | 12,905.00         |
| Other Educational Services             |                   |   |                   | <b>CURRENT FINANCES DECEMBER 31, 1969</b>       |                   |
| <b>STATUTORY EXPENDITURES</b>          |                   |   |                   | <b>ASSETS</b>                                   |                   |
| Pensions & F.I.C.A.                    | 10,300.00         |   |                   | Cash Dec. 31, 1969                              | 137,609.55        |
| Employee Fringe Benefits               | 4,000.00          |   |                   | Taxes Receivable                                | 35,735.80         |
| Other Statutory Expenditures           |                   |   |                   | Tax Title Liens                                 | 8,748.82          |
| <b>MUNICIPAL FUNCTIONS</b>             |                   |   |                   | Foreclosed Property                             | 12,905.00         |
| <b>CAPITAL IMPROVEMENTS</b>            |                   |   |                   | Emergencies & Other Deferred Charges            | 495.84            |
| <b>DEBT SERVICE</b>                    |                   |   |                   | State Aid Receivable                            | 4,952.00          |
| Principal Payments                     | 13,000.00         |   |                   | Other Receivables                               | 371.29            |
| Interest Payments                      | 1,687.50          |   |                   | Total   | 200,818.30        |
| <b>DEFERRED CHARGES</b>                |                   |   |                   | <b>LIABILITIES</b>                              |                   |
| SCHOOL, COUNTY, SPECIAL DISTRICT TAXES | 9,437.24          |   |                   | Cash Liabilities                                | 68,348.16         |
| RESERVE FOR UNCOLLECTED TAXES          | 492,163.21        |   |                   | Reserves for Receivables                        | 57,760.91         |
|  | 52,627.45         |   |                   | Surplus Dec. 31, 1969                           | 74,709.23         |
| <b>EXPENDITURES TOTAL</b>              | <b>799,979.23</b> |   |                   | Total   | <b>200,818.30</b> |

0425  
Population 1960 5,447  
Population 1969 6,190  
  
Moody Rating  
Land Area .97 Sq Miles

MOUNT EPHRAIM BORO - CAMDEN COUNTY  
Net Valuation Taxable 11,353,844  
State Equalized Value 27,045,840 General Tax Rate Per \$100. 7.44  
Net Valuation on Which County Taxes  
are apportioned: 24,019,170 State Equalized  
State Equalization Ratio .4198 General Tax Rate: 3.12

PER CAPITA:  
Gross Debt 37.03  
Net Debt 34.60  
Debt Service 5.78  
Total Tax Levy 131.24  
Municipal Expenditures 58.17  
  
PER CENT:  
Gross Debt .95  
Net Debt .89  
Tax Levy Collected 99.39  
Tax Levy Cancelled, Abated  
or Adjusted .04

| 1969 EXPENDITURES                             |            | 1969 REVENUES   |  | 1969 PROPERTY TAX                               |  |
|---|------------|---|--|---|--|
| <b>GENERAL GOVERNMENT</b>                     |            | 1969 — Property Taxes Collected                           |  | STATE EQUALIZED TAX RATE                        |  |
| Governing Body & Public Boards                |            | 808,430.96  |  | Local District School Taxes 1.40                |  |
| Municipal Clerk                               |            | 1969 Payments in Lieu of Taxes                            |  | Regional & Consolidated School Tax              |  |
| Financial Administration                      | 3,250.00   | 5,868.87  |  | School Taxes in Municipal Budget                |  |
| Assessment of Taxes                           | 4,375.00   | 15,844.00   |  | County Taxes .83                                |  |
| Collection of Taxes                           | 10,520.00  | 63,609.17   |  | County Library Taxes .02                        |  |
| Planning, Housing & Development               | 4,950.00   | 25,335.50   |  | Local Municipal Purpose Taxes .71               |  |
| Human Resources                               |            | 175.00  |  | Veteran & Senior Citizen Taxes .16              |  |
| Elections                                     |            | 28,918.81   |  | Total Taxes for Rate Computation 3.12           |  |
| General Administration (other)                | 27,224.66  | 948,182.31  |  | Special District Taxes                          |  |
| <b>JUDICIARY</b>                              |            | 50,000.00   |  | Bank Stock Taxes                                |  |
| Municipal Courts                              | 3,018.00   | 998,182.31  |  | Added and Omitted Taxes                         |  |
| <b>PUBLIC SAFETY</b>                          |            | REVENUES TOTAL  |  | Total Taxes Levied - ABSTRACT                   |  |
| Fire Protection                               | 17,300.00  | 1969 REAL PROPERTY VALUATIONS                             |  | TOTAL TAXES BILLED                              |  |
| Police Protection                             | 72,450.00  | Code Class # of Parcels %VAL'N ASSESSED VALUATION         |  | 1969 TAXES COLLECTED                            |  |
| Civil Defense & Disaster Control              | 200.00     | 1 Vacant Land 78 .68 75,585.00                            |  | 1969 Taxes Cancelled, Abated or Adjusted        |  |
| Environmental Inspection & Control            | 2,050.00   | 2 Residential 1538 78.84 8,795,425.00                     |  | Transfer to Tax Title Liens or Foreclosed       |  |
| Other Public Safety                           |            | 3 Farm 1,670,075.00                                       |  | Balance Outstanding Dec. 31, 1969               |  |
| <b>PUBLIC WORKS</b>                           |            | 4a Commercial 90 14.97 107,185.00                         |  | <b>PRIOR YEARS TAXES OUTSTANDING</b>            |  |
| Streets and Drainage                          | 42,015.95  | 4b Industrial 4 .96 508,290.00                            |  | Balance January 1, 1969                         |  |
| Sewers and Sewage Processing                  | 27,909.55  | 4c Apartments 6 4.56 11,156,560.00                        |  | Collected in 1969                               |  |
| Garbage and Trash Disposal                    | 24,100.00  | Total 1716 100.01   |  | Cancelled, Abated or Adjusted (1969)            |  |
| Public Buildings and Grounds                  | 5,944.50   | <b>CAPITAL DEBT AUTHORIZED, DECEMBER 31, 1969</b>         |  | Transfers to Tax Title Liens or Foreclosed      |  |
| Other Public Works                            |            | <b>ISSUED AND UNISSUED</b>                                |  | Balance December 31, 1969                       |  |
| <b>HEALTH and WELFARE</b>                     |            | GROSS DEBT NET DEBT                                       |  | <b>TAX TITLE LIENS OUTSTANDING</b>              |  |
| Health Services Except Environmental          | 700.00     | School 15,000   |  | Balance January 1, 1969                         |  |
| Welfare-Public Assistance                     | 1,725.00   | Self-liquidating  |  | Transfers From Taxes                            |  |
| Hospitals, Clinics, First Aid                 |            | Other 214,185   |  | Redeemed in 1969                                |  |
| Animal, Insect, & Rodent Control              |            | Total 229,185   |  | Cancelled, Abated or Adjusted (1969)            |  |
| Other Welfare Services                        |            | <b>ISSUED AND OUTSTANDING</b>                             |  | Transfers to Foreclosed Property                |  |
| <b>RECREATION and CONSERVATION</b>            |            | School 15,000.00  |  | Balance December 31, 1969                       |  |
| Beaches and Boardwalks                        | 4,250.00   | Self-Liquidating  |  | <b>PROPERTY ACQUIRED BY DEED OR FORECLOSURE</b> |  |
| Parks, Playgrounds, Shade Trees               |            | Other 169,000.00  |  | Balance January 1, 1969                         |  |
| Land Reclamation & Conservation               |            | Total 184,000.00  |  | Transfers From Taxes or Liens                   |  |
| Other Recreational Services                   |            | <b>EQUALIZED VALUATION BASIS FOR NET DEBT COMPUTATION</b> |  | Sale for Cash (1969)                            |  |
| <b>EDUCATION (excluding schools)</b>          |            | 24,172,387.67   |  | Cancelled, Abated or Adjusted (1969)            |  |
| Libraries                                     | 1,201.00   | 1969 CAPITAL OUTLAY TOTAL                                 |  | Balance December 31, 1969                       |  |
| Other Educational Services                    |            | 3,075.00  |  | <b>CURRENT FINANCES DECEMBER 31, 1969</b>       |  |
| <b>STATUTORY EXPENDITURES</b>                 |            | Beaches and Boardwalks                                    |  | <b>ASSETS</b>                                   |  |
| Pensions & F.I.C.A.                           | 14,181.41  | Parks and Playgrounds                                     |  | Cash Dec. 31, 1969                              |  |
| Employee Fringe Benefits                      | 3,190.00   | Public Buildings and Grounds                              |  | Taxes Receivable                                |  |
| Other Statutory Expenditures                  |            | Vehicular Equipment                                       |  | Tax Title Liens                                 |  |
| <b>MUNICIPAL FUNCTIONS</b>                    | 270,555.07 | Streets, Roads, Sidewalks, Storm Sewers                   |  | Foreclosed Property                             |  |
| <b>CAPITAL IMPROVEMENTS</b>                   | 3,000.00   | Sewer System  |  | Emergencies & Other Deferred Charges            |  |
| <b>DEBT SERVICE</b>                           |            | Water Service   |  | State Aid Receivable                            |  |
| Principal Payments                            | 27,650.00  | Other Utilities   |  | Other Receivables                               |  |
| Interest Payments                             | 8,150.00   | Hospitals and Clinics                                     |  | Total   |  |
| <b>DEFERRED CHARGES</b>                       | 8,920.07   | Garbage and Trash Disposal Facilities                     |  | <b>LIABILITIES</b>                              |  |
| <b>SCHOOL, COUNTY, SPECIAL DISTRICT TAXES</b> | 609,644.62 | Health Equipment  |  | Cash Liabilities                                |  |
| <b>RESERVE FOR UNCOLLECTED TAXES</b>          | 41,768.93  | Library and Education Facilities                          |  | Reserves for Receivables                        |  |
|   |            | Conservation and Recreation                               |  | Surplus Dec. 31, 1969                           |  |
| <b>EXPENDITURES</b>                           | 969,688.69 | Other Expenditures  |  | Total   |  |

0323  
Population 1960 13,271  
Population 1969 15,070

Moody Rating  
Land Area 2.91 Sq. Miles

# MOUNT HOLLY TWP

Net Valuation Taxable 48,124,861  
State Equalized Value 51,730,475  
Net Valuation on Which County Taxes  
are apportioned: 51,488,007  
State Equalization Ratio .9303

# - BURLINGTON COUNTY

General Tax Rate Per \$100. 4.86  
State Equalized  
General Tax Rate: 4.52

PER CAPITA:  
Gross Debt 210.60  
Net Debt 28.69  
Debt Service 1.08  
Total Tax Levy 152.21  
Municipal Expenditures 69.60

PER CENT:  
Gross Debt 6.93  
Net Debt .94  
Tax Levy Collected 94.29  
Tax Levy Cancelled, Abated or Adjusted .30

| 1969 EXPENDITURES                      |                     | 1969 REVENUES                                     |                    | 1969 PROPERTY TAX                          |                   |
|--|---------------------|---|--------------------|--|-------------------|
| <b>GENERAL GOVERNMENT</b>              |                     | 1969 — Property Taxes Collected                   |                    | <b>STATE EQUALIZED TAX RATE</b>            |                   |
| Governing Body & Public Boards         |                     |   | 2,162,858.16       | Local District School Taxes                | 1.72 891,534.25   |
| Municipal Clerk                        |                     | 1969 Payments in Lieu of Taxes                    |                    | Regional & Consolidated School Tax         | 1.22 631,991.19   |
| Financial Administration               | 57,838.00           | Delinquent Tax & Lien Collections                 | 117,592.07         | School Taxes in Municipal Budget           |                   |
| Assessment of Taxes                    | 15,696.00           | Business Personalty Replacement Taxes             | 113,301.00         | County Taxes                               | .57 297,315.44    |
| Collection of Taxes                    | 750.00              | Taxes from Public Utilities                       | 177,623.70         | County Library Taxes                       | .03 13,189.89     |
| Planning, Housing & Development        | 7,850.00            | Other Miscellaneous Tax Revenues                  |                    | Local Municipal Purpose Taxes              | .85 437,338.63    |
| Human Resources                        |                     | State Aid Revenues                                | 79,165.87          | Veteran & Senior Citizen Taxes             | .13 67,490.00     |
| Elections                              | 1,450.00            | Federal Aid Revenues                              |                    | Total Taxes for Rate Computation           | 4.52 2,338,859.40 |
| General Administration (other)         | 62,614.00           | Sale of Acquired Property                         | 749.00             | Special District Taxes                     |                   |
| <b>JUDICIARY</b>                       |                     | Other Miscellaneous Revenues                      | 114,032.70         | Bank Stock Taxes                           | 8,999.37          |
| Municipal Courts                       | 10,643.00           | 1969 Revenues                                     | 2,765,322.50       | Added and Omitted Taxes                    | 13,424.81         |
| <b>PUBLIC SAFETY</b>                   |                     | Prior Years Surplus Appropriated                  | 92,000.00          | Total Taxes Levied - ABSTRACT              | 2,293,793.58      |
| Fire Protection                        | 43,240.00           | <b>REVENUES</b>                                   | <b>TOTAL</b>       | <b>TOTAL TAXES BILLED</b>                  | 2,293,793.58      |
| Police Protection                      | 229,893.00          |   | 2,857,322.50       | <b>1969 TAXES COLLECTED</b>                | 2,162,858.16      |
| Civil Defense & Disaster Control       |                     | <b>1969 REAL PROPERTY VALUATIONS</b>              |                    | 1969 Taxes Cancelled, Abated or Adjusted   | 6,887.50          |
| Environmental Inspection & Control     | 9,115.50            | Code Class # of Parcels %VAL'N                    | ASSESSED VALUATION | Transfer to Tax Title Liens or Foreclosed  | 43.74             |
| Other Public Safety                    |                     | 1 Vacant Land 194 1.47                            | 655,000.00         | Balance Outstanding Dec. 31, 1969          | 124,004.18        |
| <b>PUBLIC WORKS</b>                    |                     | 2 Residential 2865 73.12                          | 32,687,900.00      | <b>PRIOR YEARS TAXES OUTSTANDING</b>       |                   |
| Streets and Drainage                   | 125,165.00          | 3 Farm 8 .18                                      | 79,100.00          | Balance January 1, 1969                    | 105,283.44        |
| Sewers and Sewage Processing           |                     | 4a Commercial 216 16.47                           | 7,360,750.00       | Collected in 1969                          | 100,359.70        |
| Garbage and Trash Disposal             | 48,234.00           | 4b Industrial 16 2.63                             | 1,177,400.00       | Cancelled, Abated or Adjusted (1969)       | 1,706.64          |
| Public Buildings and Grounds           | 12,470.00           | 4c Apartments 11 6.13                             | 2,741,800.00       | Transfers to Tax Title Liens or Foreclosed | 465.15            |
| Other Public Works                     |                     | Total 3310 100.00                                 | 44,701,950.00      | Balance December 31, 1969                  | 2,751.95          |
| <b>HEALTH and WELFARE</b>              |                     | <b>CAPITAL DEBT AUTHORIZED, DECEMBER 31, 1969</b> |                    | <b>TAX TITLE LIENS OUTSTANDING</b>         |                   |
| Health Services Except Environmental   | 19,188.00           | <b>ISSUED AND UNISSUED</b>                        |                    | Balance January 1, 1969                    | 21,758.09         |
| Welfare-Public Assistance              | 10,834.00           | <b>GROSS DEBT</b>                                 |                    | Transfers From Taxes                       | 584.10            |
| Hospitals, Clinics, First Aid          |                     | School 2,868,177                                  |                    | Redeemed in 1969                           | 17,232.37         |
| Animal, Insect, & Rodent Control       |                     | Self-liquidating 305,500                          |                    | Cancelled, Abated or Adjusted (1969)       |                   |
| Other Welfare Services                 |                     | Other 41,500                                      |                    | Transfers to Foreclosed Property:          | 1,574.10          |
| <b>RECREATION and CONSERVATION</b>     |                     | Total 3,173,677                                   |                    | Balance December 31, 1969                  | 3,535.72          |
| Beaches and Boardwalks                 |                     | <b>ISSUED AND OUTSTANDING</b>                     |                    | <b>PROPERTY ACQUIRED BY DEED OR</b>        |                   |
| Parks, Playgrounds, Shade Trees        | 39,368.00           | School 2,868,177.07                               |                    | <b>FORECLOSURE</b>                         |                   |
| Land Reclamation & Conservation        | 4,675.00            | Self-Liquidating 123,500.00                       |                    | Balance January 1, 1969                    | 24,325.90         |
| Other Recreational Services            |                     | Other 2,991,677.07                                |                    | Transfers From Taxes or Liens              | 1,574.10          |
| <b>EDUCATION (excluding schools)</b>   |                     | Total 45,806,039.33                               |                    | Sale for Cash (1969)                       |                   |
| Libraries                              | 30,000.00           | <b>EQUALIZED VALUATION BASIS</b>                  |                    | Cancelled, Abated or Adjusted (1969)       |                   |
| Other Educational Services             |                     | <b>FOR NET DEBT COMPUTATION</b>                   |                    | Balance December 31, 1969                  | 25,900.00         |
| <b>STATUTORY EXPENDITURES</b>          |                     | <b>1969 CAPITAL OUTLAY</b>                        |                    | <b>CURRENT FINANCES DECEMBER 31, 1969</b>  |                   |
| Pensions & F.I.C.A.                    | 49,299.27           | TOTAL 271,058.82                                  |                    | <b>ASSETS</b>                              |                   |
| Employee Fringe Benefits               | 6,000.00            | Beaches and Boardwalks                            |                    | Cash Dec. 31, 1969                         | 498,345.05        |
| Other Statutory Expenditures           |                     | Parks and Playgrounds                             |                    | Taxes Receivable                           | 126,756.13        |
| <b>MUNICIPAL FUNCTIONS</b>             |                     | Public Buildings and Grounds                      |                    | Tax Title Liens                            | 3,535.72          |
| <b>CAPITAL IMPROVEMENTS</b>            |                     | Vehicular Equipment                               |                    | Foreclosed Property                        | 25,900.00         |
| <b>DEBT SERVICE</b>                    |                     | Streets, Roads, Sidewalks, Storm Sewers           |                    | Emergencies & Other Deferred Charges       | 21,419.77         |
| Principal Payments                     | 11,500.00           | Sewer System                                      |                    | State Aid Receivable                       | 67,575.00         |
| Interest Payments                      | 4,834.00            | Water Service                                     |                    | Other Receivables                          | 11,054.03         |
| <b>DEFERRED CHARGES</b>                |                     | Other Utilities                                   |                    | Total                                      | 754,585.70        |
| SCHOOL, COUNTY, SPECIAL DISTRICT TAXES | 7,029.46            | Hospitals and Clinics                             |                    | <b>LIABILITIES</b>                         |                   |
| RESERVE FOR UNCOLLECTED TAXES          | 1,834,030.77        | Garbage and Trash Disposal Facilities             |                    | Cash Liabilities                           | 275,102.49        |
|  | 135,001.54          | Health Equipment                                  |                    | Reserves for Receivables                   | 167,245.88        |
|  |                     | Library and Education Facilities                  |                    | Surplus Dec. 31, 1969                      | 312,237.33        |
|  |                     | Conservation and Recreation                       |                    | Total                                      | 754,585.70        |
| <b>EXPENDITURES</b>                    |                     | Other Expenditures                                |                    |  |                   |
| <b>TOTAL</b>                           | <b>2,882,850.54</b> | <b>125,263.30</b>                                 |                    |  |                   |

0324  
Population 1960 5,249  
Population 1969 9,590  
Moody Rating  
Land Area 22.05 Sq. Miles

MOUNT LAUREL TWP - BURLINGTON COUNTY  
Net Valuation Taxable 55,911,610  
State Equalized Value 83,065,829  
Net Valuation on Which County Taxes are apportioned: 68,771,044  
State Equalization Ratio .6731

General Tax Rate Per \$100. 4.08  
State Equalized General Tax Rate: 2.74

PER CAPITA:  
Gross Debt 684.51  
Net Debt 274.27  
Debt Service 2.61  
Total Tax Levy 248.43  
Municipal Expenditures 104.50

PER CENT:  
Gross Debt 10.17  
Net Debt 4.07  
Tax Levy Collected 96.08  
Tax Levy Cancelled, Abated or Adjusted .12

| 1969 EXPENDITURES                             |  | 1969 REVENUES                                   |  | 1969 PROPERTY TAX                          |              |
|---|--|---|--|--|--------------|
| <b>GENERAL GOVERNMENT</b>                     |  | 1969 — Property Taxes Collected 2,292,724.57    |  | <b>STATE EQUALIZED TAX RATE</b>            |              |
| Governing Body & Public Boards                |  | 1969 Payments in Lieu of Taxes                  |  | Local District School Taxes 1.33           | 1,105,999.29 |
| Municipal Clerk                               |  | Delinquent Tax & Lien Collections 87,222.28     |  | Regional & Consolidated School Tax .59     | 491,925.36   |
| Financial Administration 21,217.00            |  | Business Personalty Replacement Taxes 57,974.00 |  | School Taxes in Municipal Budget           |              |
| Assessment of Taxes 15,268.00                 |  | Taxes from Public Utilities 178,489.30          |  | County Taxes .48                           | 397,174.02   |
| Collection of Taxes 14,328.00                 |  | Other Miscellaneous Tax Revenues                |  | County Library Taxes .02                   | 17,620.28    |
| Planning, Housing & Development 18,659.00     |  | State Aid Revenues 24,553.55                    |  | Local Municipal Purpose Taxes .26          | 216,210.47   |
| Human Resources                               |  | Federal Aid Revenues                            |  | Veteran & Senior Citizen Taxes .06         | 47,670.00    |
| Elections                                     |  | Sale of Acquired Property 37,242.17             |  | Total Taxes for Rate Computation 2.74      | 2,276,599.42 |
| General Administration (other) 74,431.00      |  | Other Miscellaneous Revenues 188,293.09         |  | Special District Taxes                     |              |
| <b>JUDICIARY</b>                              |  | 1969 Revenues Total 2,866,498.96                |  | Bank Stock Taxes                           | 446.05       |
| Municipal Courts 18,869.00                    |  | Prior Years Surplus Appropriated 292,749.60     |  | Added and Omitted Taxes                    | 153,109.19   |
| <b>PUBLIC SAFETY</b>                          |  | <b>REVENUES TOTAL 3,159,248.56</b>              |  | Total Taxes Levied - ABSTRACT              | 2,382,484.66 |
| Fire Protection 28,295.00                     |  |   |  | <b>TOTAL TAXES BILLED</b>                  | 2,386,328.87 |
| Police Protection 192,898.00                  |  |   |  | 1969 TAXES COLLECTED                       | 2,292,724.57 |
| Civil Defense & Disaster Control 225.00       |  |   |  | 1969 Taxes Cancelled, Abated or Adjusted   | 2,831.13     |
| Environmental Inspection & Control 15,278.00  |  |   |  | Transfer to Tax Title Liens or Foreclosed  | 2,500.00     |
| Other Public Safety                           |  |   |  | Balance Outstanding Dec. 31, 1969          | 88,273.17    |
| <b>PUBLIC WORKS</b>                           |  |   |  | <b>PRIOR YEARS TAXES OUTSTANDING</b>       |              |
| Streets and Drainage 172,555.58               |  |   |  | Balance January 1, 1969                    | 109,872.68   |
| Sewers and Sewage Processing 11,000.00        |  |   |  | Collected in 1969                          | 86,680.15    |
| Garbage and Trash Disposal 57,180.22          |  |   |  | Cancelled, Abated or Adjusted (1969)       | 117.42       |
| Public Buildings and Grounds 24,685.00        |  |   |  | Transfers to Tax Title Liens or Foreclosed | 1,500.00     |
| Other Public Works                            |  |   |  | Balance December 31, 1969                  | 21,575.11    |
| <b>HEALTH and WELFARE</b>                     |  |   |  | <b>TAX TITLE LIENS OUTSTANDING</b>         |              |
| Health Services Except Environmental 6,215.00 |  |   |  | Balance January 1, 1969                    | 5,817.79     |
| Welfare-Public Assistance 3,513.00            |  |   |  | Transfers From Taxes                       | 4,000.00     |
| Hospitals, Clinics, First Aid                 |  |   |  | Redeemed in 1969                           | 542.13       |
| Animal, Insect, & Rodent Control              |  |   |  | Cancelled, Abated or Adjusted (1969)       |              |
| Other Welfare Services                        |  |   |  | Transfers to Foreclosed Property           |              |
| <b>RECREATION and CONSERVATION</b>            |  |   |  | Balance December 31, 1969                  | 9,275.66     |
| Beaches and Boardwalks                        |  |   |  | <b>PROPERTY ACQUIRED BY DEED OR</b>        |              |
| Parks, Playgrounds, Shade Trees               |  |   |  | <b>FORECLOSURE</b>                         |              |
| Land Reclamation & Conservation               |  |   |  | Balance January 1, 1969                    | 52,792.17    |
| Other Recreational Services                   |  |   |  | Transfers From Taxes or Liens              |              |
| <b>EDUCATION (excluding schools)</b>          |  |   |  | Sale for Cash (1969)                       | 37,242.17    |
| Libraries 9,600.00                            |  |   |  | Cancelled, Abated or Adjusted (1969)       |              |
| Other Educational Services                    |  |   |  | Balance December 31, 1969                  | 15,550.00    |
| <b>STATUTORY EXPENDITURES</b>                 |  |   |  | <b>CURRENT FINANCES DECEMBER 31, 1969</b>  |              |
| Pensions & F.I.C.A. 22,041.00                 |  |   |  | <b>ASSETS</b>                              |              |
| Employee Fringe Benefits 20,900.00            |  |   |  | Cash Dec. 31, 1969                         | 1,212,548.28 |
| Other Statutory Expenditures                  |  |   |  | Taxes Receivable                           | 109,848.28   |
| <b>MUNICIPAL FUNCTIONS</b>                    |  |   |  | Tax Title Liens                            | 9,275.66     |
| <b>CAPITAL IMPROVEMENTS</b>                   |  |   |  | Foreclosed Property                        | 15,550.00    |
| Streets, Roads, Sidewalks, Storm Sewers       |  |   |  | Emergencies & Other Deferred Charges       | 35,991.55    |
| Sewer System                                  |  |   |  | State Aid Receivable                       | 8,000.00     |
| Water Service                                 |  |   |  | Other Receivables                          | 22,085.00    |
| Other Utilities                               |  |   |  | Total                                      | 1,413,298.77 |
| Hospitals and Clinics                         |  |   |  | <b>LIABILITIES</b>                         |              |
| Garbage and Trash Disposal Facilities         |  |   |  | Cash Liabilities                           | 847,833.65   |
| Health Equipment                              |  |   |  | Reserves for Receivables                   | 156,758.94   |
| Library and Education Facilities              |  |   |  | Surplus Dec. 31, 1969                      | 408,706.18   |
| Conservation and Recreation                   |  |   |  | Total                                      | 1,413,298.77 |
| Other Expenditures                            |  |   |  |  |              |
| <b>DEFERRED CHARGES</b>                       |  |   |  |  |              |
| SCHOOL, COUNTY, SPECIAL DISTRICT TAXES        |  |   |  |  |              |
| RESERVE FOR UNCOLLECTED TAXES                 |  |   |  |  |              |
| <b>EXPENDITURES TOTAL</b>                     |  |   |  |  |              |



1427  
Population 1960 3,807  
Population 1969 8,040  
S & P Rating A  
Moody Rating  
Land Area 31.60 Sq. Miles

MOUNT OLIVE TWP - MORRIS COUNTY  
Net Valuation Taxable 28,541,855  
State Equalized Value 68,742,425  
Net Valuation on Which County Taxes are apportioned: 71,345,487  
State Equalization Ratio .4152  
General Tax Rate Per \$100. 9.54  
State Equalized General Tax Rate: 3.96

PER CAPITA:  
Gross Debt 434.60  
Net Debt 56.32  
Debt Service .97  
Total Tax Levy 359.76  
Municipal Expenditures 108.98

PER CENT:  
Gross Debt 5.82  
Net Debt .75  
Tax Levy Collected 87.46  
Tax Levy Cancelled, Abated or Adjusted

| 1969 EXPENDITURES                      |              | 1969 REVENUES                                |              | 1969 PROPERTY TAX                          |                   |
|--|--------------|--|--------------|--|-------------------|
| <b>GENERAL GOVERNMENT</b>              |              | 1969 — Property Taxes Collected 2,530,419.81 |              | <b>STATE EQUALIZED TAX RATE</b>            |                   |
| Governing Body & Public Boards         |              | 1969 Payments in Lieu of Taxes               |              | Local District School Taxes                | 2.42 1,661,303.62 |
| Municipal Clerk                        |              | Delinquent Tax & Lien Collections            | 211,069.33   | Regional & Consolidated School Tax         | .76 520,765.39    |
| Financial Administration               | 30,300.00    | Business Personalty Replacement Taxes        | 39,170.00    | School Taxes in Municipal Budget           |                   |
| Assessment of Taxes                    | 21,500.00    | Taxes from Public Utilities                  | 102,358.57   | County Taxes                               | .42 288,969.60    |
| Collection of Taxes                    | 6,600.00     | Other Miscellaneous Tax Revenues             |              | County Library Taxes                       | .03 21,562.29     |
| Planning, Housing & Development        | 4,100.00     | State Aid Revenues                           | 22,345.56    | Local Municipal Purpose Taxes              | .28 191,783.60    |
| Human Resources                        |              | Federal Aid Revenues                         |              | Veteran & Senior Citizen Taxes             | .05 37,710.00     |
| Elections                              | 1,500.00     | Sale of Acquired Property                    |              | Total Taxes for Rate Computation           | 3.96 2,722,094.50 |
| General Administration (other)         | 105,310.00   | Other Miscellaneous Revenues                 | 155,182.73   | Special District Taxes                     |                   |
| <b>JUDICIARY</b>                       |              | 1969 Revenues Total                          | 3,060,546.00 | Bank Stock Taxes                           |                   |
| Municipal Courts                       | 7,000.00     | Prior Years Surplus Appropriated             | 250,000.00   | Added and Omitted Taxes                    |                   |
| <b>PUBLIC SAFETY</b>                   |              | REVENUES TOTAL                               | 3,310,546.00 | Total Taxes Levied - ABSTRACT              |                   |
| Fire Protection                        | 18,300.59    |  |              | <b>TOTAL TAXES BILLED</b>                  | 2,892,433.04      |
| Police Protection                      | 93,660.00    |  |              | 1969 TAXES COLLECTED                       | 2,530,419.81      |
| Civil Defense & Disaster Control       | 1,800.00     |  |              | 1969 Taxes Cancelled, Abated or Adjusted   |                   |
| Environmental Inspection & Control     | 13,650.00    |  |              | Transfer to Tax Title Liens or Foreclosed  |                   |
| Other Public Safety                    |              |  |              | Balance Outstanding Dec. 31, 1969          | 362,826.23        |
| <b>PUBLIC WORKS</b>                    |              |  |              | <b>PRIOR YEARS TAXES OUTSTANDING</b>       |                   |
| Streets and Drainage                   | 97,700.00    |  |              | Balance January 1, 1969                    | 310,000.76        |
| Sewers and Sewage Processing           |              |  |              | Collected in 1969                          | 203,601.25        |
| Garbage and Trash Disposal             |              |  |              | Cancelled, Abated or Adjusted (1969)       |                   |
| Public Buildings and Grounds           | 14,720.00    |  |              | Transfers to Tax Title Liens or Foreclosed |                   |
| Other Public Works                     |              |  |              | Balance December 31, 1969                  | 106,399.51        |
| <b>HEALTH and WELFARE</b>              |              |  |              | <b>TAX TITLE LIENS OUTSTANDING</b>         |                   |
| Health Services Except Environmental   | 9,250.00     |  |              | Balance January 1, 1969                    | 61,268.54         |
| Welfare-Public Assistance              | 3,100.00     |  |              | Transfers From Taxes                       |                   |
| Hospitals, Clinics, First Aid          | 1,000.00     |  |              | Redeemed in 1969                           | 7,468.08          |
| Animal, Insect, & Rodent Control       |              |  |              | Cancelled, Abated or Adjusted (1969)       |                   |
| Other Welfare Services                 |              |  |              | Transfers to Foreclosed Property           |                   |
| <b>RECREATION and CONSERVATION</b>     |              |  |              | Balance December 31, 1969                  | 53,800.46         |
| Beaches and Boardwalks                 | 4,000.00     |  |              | <b>PROPERTY ACQUIRED BY DEED OR</b>        |                   |
| Parks, Playgrounds, Shade Trees        |              |  |              | <b>FORECLOSURE</b>                         |                   |
| Land Reclamation & Conservation        |              |  |              | Balance January 1, 1969                    | 25,400.00         |
| Other Recreational Services            | 11,400.00    |  |              | Transfers From Taxes or Liens              |                   |
| <b>EDUCATION (excluding schools)</b>   |              |  |              | Sale for Cash (1969)                       |                   |
| Libraries                              |              |  |              | Cancelled, Abated or Adjusted (1969)       |                   |
| Other Educational Services             |              |  |              | Balance December 31, 1969                  | 25,400.00         |
| <b>STATUTORY EXPENDITURES</b>          |              |  |              | <b>CURRENT FINANCES DECEMBER 31, 1969</b>  |                   |
| Pensions & F.I.C.A.                    | 30,519.41    |  |              | <b>ASSETS</b>                              |                   |
| Employee Fringe Benefits               | 8,500.00     |  |              | Cash Dec. 31, 1969                         | 426,189.29        |
| Other Statutory Expenditures           |              |  |              | Taxes Receivable                           | 469,225.74        |
| <b>MUNICIPAL FUNCTIONS</b>             |              |  |              | Tax Title Liens                            | 53,800.46         |
| <b>CAPITAL IMPROVEMENTS</b>            |              |  |              | Foreclosed Property                        | 25,400.00         |
| <b>DEBT SERVICE</b>                    |              |  |              | Emergencies & Other Deferred Charges       |                   |
| Principal Payments                     | 6,460.00     |  |              | State Aid Receivable                       | 25,877.00         |
| Interest Payments                      | 1,365.00     |  |              | Other Receivables                          | 1,106.19          |
| <b>DEFERRED CHARGES</b>                |              |  |              | Total                                      | 1,001,598.68      |
| SCHOOL, COUNTY, SPECIAL DISTRICT TAXES | 2,560,559.99 |  |              | <b>LIABILITIES</b>                         |                   |
| <b>RESERVE FOR UNCOLLECTED TAXES</b>   |              |  |              | Cash Liabilities                           | 125,542.08        |
|  | 342,871.09   |  |              | Reserves for Receivables                   | 549,532.39        |
| <b>EXPENDITURES</b>                    |              |  |              | Surplus Dec. 31, 1969                      | 326,524.21        |
| TOTAL                                  | 3,436,733.18 |  |              | Total                                      | 1,001,598.68      |

1425  
Population 1960 4,037  
Population 1969 4,520  
Moody Rating  
Land Area 3.00 Sq. Miles

MOUNTAIN LAKES BORO - MORRIS COUNTY  
Net Valuation Taxable 22,955,324  
State Equalized Value 51,584,997  
Net Valuation on Which County Taxes  
are apportioned: 48,713,312  
State Equalization Ratio .4450  
General Tax Rate Per \$100. 8.74  
State Equalized  
General Tax Rate: 3.88

PER CAPITA:  
Gross Debt 810.40  
Net Debt 340.34  
Debt Service  
Total Tax Levy 441.34  
Municipal Expenditures 138.79

PER CENT:  
Gross Debt 7.66  
Net Debt 3.22  
Tax Levy Collected 98.76  
Tax Levy Cancelled, Abated  
or Adjusted .04

| 1969 EXPENDITURES                      |                     | 1969 REVENUES                         |              | 1969 PROPERTY TAX                          |                   |
|--|---------------------|---------------------------------------|--------------|--|-------------------|
| <b>GENERAL GOVERNMENT</b>              |                     | 1969 — Property Taxes Collected       |              | <b>STATE EQUALIZED TAX RATE</b>            |                   |
| Governing Body & Public Boards         |                     | 1969 Payments in Lieu of Taxes        | 1,971,420.68 | Local District School Taxes                | 2.83 1,460,472.75 |
| Municipal Clerk                        |                     | Delinquent Tax & Lien Collections     | 22,001.89    | Regional & Consolidated School Tax         |                   |
| Financial Administration               | 14,710.00           | Business Personalty Replacement Taxes | 18,402.00    | School Taxes in Municipal Budget           |                   |
| Assessment of Taxes                    | 4,000.00            | Taxes from Public Utilities           | 56,589.71    | County Taxes                               | .38 197,616.53    |
| Collection of Taxes                    | 9,850.00            | Other Miscellaneous Tax Revenues      | 29,344.27    | County Library Taxes                       | .03 14,746.48     |
| Planning, Housing & Development        | 2,250.00            | State Aid Revenues                    | 6,349.00     | Local Municipal Purpose Taxes              | .60 309,584.38    |
| Human Resources                        |                     | Federal Aid Revenues                  | 40,732.49    | Veteran & Senior Citizen Taxes             | .04 22,180.00     |
| Elections                              |                     | Sale of Acquired Property             | 2,144,840.04 | Total Taxes for Rate Computation           | 3.88 2,004,600.14 |
| General Administration (other)         | 34,700.00           | Other Miscellaneous Revenues          | 190,000.00   | Special District Taxes                     |                   |
| <b>JUDICIARY</b>                       |                     | 1969 Revenues                         | 2,334,840.04 | Bank Stock Taxes                           | 1,178.77          |
| Municipal Courts                       | 3,855.35            | Prior Years Surplus Appropriated      |              | Added and Omitted Taxes                    | 11,239.99         |
| <b>PUBLIC SAFETY</b>                   |                     | <b>REVENUES</b>                       | <b>TOTAL</b> | Total Taxes Levied - ABSTRACT              | 1,994,838.90      |
| Fire Protection                        | 32,880.00           |                                       |              | <b>TOTAL TAXES BILLED</b>                  | 1,996,084.08      |
| Police Protection                      | 106,400.00          |                                       |              | 1969 TAXES COLLECTED                       | 1,971,420.68      |
| Civil Defense & Disaster Control       | 700.00              |                                       |              | 1969 Taxes Cancelled, Abated or Adjusted   | 707.36            |
| Environmental Inspection & Control     | 2,840.00            |                                       |              | Transfer to Tax Title Liens or Foreclosed  | 2,469.05          |
| Other Public Safety                    |                     |                                       |              | Balance Outstanding Dec. 31, 1969          | 21,486.99         |
| <b>PUBLIC WORKS</b>                    |                     |                                       |              | <b>PRIOR YEARS TAXES OUTSTANDING</b>       |                   |
| Streets and Drainage                   | 73,550.00           |                                       |              | Balance January 1, 1969                    | 22,544.24         |
| Sewers and Sewage Processing           |                     |                                       |              | Collected in 1969                          | 20,389.41         |
| Garbage and Trash Disposal             |                     |                                       |              | Cancelled, Abated or Adjusted (1969)       | 447.52            |
| Public Buildings and Grounds           | 12,000.00           |                                       |              | Transfers to Tax Title Liens or Foreclosed | 1,136.00          |
| Other Public Works                     |                     |                                       |              | Balance December 31, 1969                  | 571.31            |
| <b>HEALTH and WELFARE</b>              |                     |                                       |              | <b>TAX TITLE LIENS OUTSTANDING</b>         |                   |
| Health Services Except Environmental   | 5,750.00            |                                       |              | Balance January 1, 1969                    | 2,043.24          |
| Welfare-Public Assistance              |                     |                                       |              | Transfers From Taxes                       | 3,822.51          |
| Hospitals, Clinics, First Aid          |                     |                                       |              | Redeemed in 1969                           | 1,612.48          |
| Animal, Insect, & Rodent Control       | 600.00              |                                       |              | Cancelled, Abated or Adjusted (1969)       |                   |
| Other Welfare Services                 |                     |                                       |              | Transfers to Foreclosed Property           |                   |
| <b>RECREATION and CONSERVATION</b>     |                     |                                       |              | Balance December 31, 1969                  | 4,253.27          |
| Beaches and Boardwalks                 |                     |                                       |              | <b>PROPERTY ACQUIRED BY DEED OR</b>        |                   |
| Parks, Playgrounds, Shade Trees        | 21,800.00           |                                       |              | <b>FORECLOSURE</b>                         |                   |
| Land Reclamation & Conservation        |                     |                                       |              | Balance January 1, 1969                    | 130,497.09        |
| Other Recreational Services            | 11,580.00           |                                       |              | Transfers From Taxes or Liens              |                   |
| <b>EDUCATION (excluding schools)</b>   |                     |                                       |              | Sale for Cash (1969)                       | 6,349.00          |
| Libraries                              | 16,000.00           |                                       |              | Cancelled, Abated or Adjusted (1969)       |                   |
| Other Educational Services             |                     |                                       |              | Balance December 31, 1969                  | 124,148.09        |
| <b>STATUTORY EXPENDITURES</b>          |                     |                                       |              | <b>CURRENT FINANCES DECEMBER 31, 1969</b>  |                   |
| Pensions & F.I.C.A.                    | 29,850.00           |                                       |              | <b>ASSETS</b>                              |                   |
| Employee Fringe Benefits               | 15,944.65           |                                       |              | Cash Dec. 31, 1969                         | 559,851.82        |
| Other Statutory Expenditures           |                     |                                       |              | Taxes Receivable                           | 22,058.30         |
| <b>MUNICIPAL FUNCTIONS</b>             |                     |                                       |              | Tax Title Liens                            | 4,253.27          |
| <b>CAPITAL IMPROVEMENTS</b>            |                     |                                       |              | Foreclosed Property                        | 124,148.09        |
| <b>DEBT SERVICE</b>                    |                     |                                       |              | Emergencies & Other Deferred Charges       | 13,011.98         |
| Principal Payments                     |                     |                                       |              | State Aid Receivable                       | 35,890.00         |
| Interest Payments                      |                     |                                       |              | Other Receivables                          |                   |
| <b>DEFERRED CHARGES</b>                |                     |                                       |              | <b>LIABILITIES</b>                         |                   |
| SCHOOL, COUNTY, SPECIAL DISTRICT TAXES | 1,672,835.76        |                                       |              | Cash Liabilities                           | 301,985.94        |
| RESERVE FOR UNCOLLECTED TAXES          | 158,818.87          |                                       |              | Reserves for Receivables                   | 150,459.66        |
| <b>EXPENDITURES</b>                    |                     |                                       |              | Surplus Dec. 31, 1969                      | 306,767.86        |
| <b>TOTAL</b>                           | <b>2,300,165.60</b> |                                       |              | <b>Total</b>                               | <b>759,213.46</b> |

2010  
Population 1960 6,325  
Population 1969 8,120  
  
Moody Rating  
Land Area 4.10 Sq. Miles

MOUNTAINSIDE BORO - UNION COUNTY  
Net Valuation Taxable 42,820,400  
State Equalized Value 105,003,433 General Tax Rate Per \$100. 6.59  
Net Valuation on Which County Taxes are apportioned: 108,946,292  
State Equalization Ratio .4078 General Tax Rate: 2.68

PER CAPITA:  
Gross Debt 457.61  
Net Debt 103.57  
Debt Service 6.64  
Total Tax Levy 344.36  
Municipal Expenditures 107.87

PER CENT:  
Gross Debt 3.74  
Net Debt .85  
Tax Levy Collected 98.88  
Tax Levy Cancelled, Abated or Adjusted .02

| 1969 EXPENDITURES                      |              | 1969 REVENUES                                     |  | 1969 PROPERTY TAX                          |  |
|--|--------------|---|--|--|--|
| GENERAL GOVERNMENT                     |              | 1969 — Property Taxes Collected                   |  | STATE EQUALIZED TAX RATE                   |  |
| Governing Body & Public Boards         |              | 2,764,974.25                                      |  | Local District School Taxes 1.24           |  |
| Municipal Clerk                        |              | 265.41  |  | Regional & Consolidated School Tax .77     |  |
| Financial Administration               | 4,000.00     | 25,983.72   |  | School Taxes in Municipal Budget           |  |
| Assessment of Taxes                    | 28,009.00    | 180,746.00  |  | County Taxes .45                           |  |
| Collection of Taxes                    | 9,235.00     | 163,695.30  |  | County Library Taxes                       |  |
| Planning, Housing & Development        | 5,930.00     | Other Miscellaneous Tax Revenues                  |  | Local Municipal Purpose Taxes .18          |  |
| Human Resources                        |              | 32,312.05   |  | Veteran & Senior Citizen Taxes .04         |  |
| Elections                              | 800.00       | Federal Aid Revenues                              |  | Total Taxes for Rate Computation 2.68      |  |
| General Administration (other)         | 59,200.00    | Sale of Acquired Property                         |  | Special District Taxes                     |  |
| JUDICIARY                              |              | 83,064.92   |  | Bank Stock Taxes                           |  |
| Municipal Courts                       | 11,910.00    | Other Miscellaneous Revenues                      |  | Added and Omitted Taxes                    |  |
| PUBLIC SAFETY                          |              | 1969 Revenues Total 3,251,041.65                  |  | Total Taxes Levied - ABSTRACT              |  |
| Fire Protection                        | 78,300.00    | Prior Years Surplus Appropriated                  |  | TOTAL TAXES BILLED                         |  |
| Police Protection                      | 249,520.00   | REVENUES TOTAL 3,501,041.65                       |  | 1969 TAXES COLLECTED                       |  |
| Civil Defense & Disaster Control       | 1,000.00     | 1969 REAL PROPERTY VALUATIONS                     |  | 1969 Taxes Cancelled, Abated or Adjusted   |  |
| Environmental Inspection & Control     | 7,750.00     | Code Class # of Parcels %VAL'N ASSESSED VALUATION |  | Transfer to Tax Title Liens or Foreclosed  |  |
| Other Public Safety                    |              | 1 Vacant Land 169 1.80 767,200.00                 |  | Balance Outstanding Dec. 31, 1969          |  |
| PUBLIC WORKS                           |              | 2 Residential 2231 78.26 33,289,300.00            |  | PRIOR YEARS TAXES OUTSTANDING              |  |
| Streets and Drainage                   | 88,465.00    | 3 Farm 2 1,300.00                                 |  | Balance January 1, 1969                    |  |
| Sewers and Sewage Processing           | 20,200.00    | 4a Commercial 57 6.78 2,882,700.00                |  | Collected in 1969                          |  |
| Garbage and Trash Disposal             |              | 4b Industrial 59 13.16 5,598,800.00               |  | Cancelled, Abated or Adjusted (1969)       |  |
| Public Buildings and Grounds           | 6,900.00     | 4c Apartments                                     |  | Transfers to Tax Title Liens or Foreclosed |  |
| Other Public Works                     |              | Total 2518 100.00 42,539,300.00                   |  | Balance December 31, 1969                  |  |
| HEALTH and WELFARE                     |              | CAPITAL DEBT AUTHORIZED, DECEMBER 31, 1969        |  | TAX TITLE LIENS OUTSTANDING                |  |
| Health Services Except Environmental   | 11,350.00    | ISSUED AND UNISSUED GROSS DEBT NET DEBT           |  | Balance January 1, 1969                    |  |
| Welfare-Public Assistance              | 2,000.00     | School 2,624,754                                  |  | Transfers From Taxes                       |  |
| Hospitals, Clinics, First Aid          | 3,500.00     | Self-liquidating 250,000                          |  | Redeemed in 1969                           |  |
| Animal, Insect, & Rodent Control       |              | Other 841,000 841,000                             |  | Cancelled, Abated or Adjusted (1969)       |  |
| Other Welfare Services                 |              | Total 3,715,754 841,000                           |  | Transfers to Foreclosed Property           |  |
| RECREATION and CONSERVATION            |              | ISSUED AND OUTSTANDING                            |  | Balance December 31, 1969                  |  |
| Beaches and Boardwalks                 |              | School 2,624,754.12                               |  | PROPERTY ACQUIRED BY DEED OR               |  |
| Parks, Playgrounds, Shade Trees        | 4,000.00     | Self-Liquidating 250,000.00                       |  | FORECLOSURE                                |  |
| Land Reclamation & Conservation        |              | Other 781,000.00                                  |  | Balance January 1, 1969                    |  |
| Other Recreational Services            | 4,665.00     | Total 3,655,754.12                                |  | Transfers From Taxes or Liens              |  |
| EDUCATION (excluding schools)          |              | EQUALIZED VALUATION BASIS                         |  | Sale for Cash (1969)                       |  |
| Libraries                              | 65,000.00    | FOR NET DEBT COMPUTATION                          |  | Cancelled, Abated or Adjusted (1969)       |  |
| Other Educational Services             |              | 1969 CAPITAL OUTLAY TOTAL 231,541.54              |  | Balance December 31, 1969                  |  |
| STATUTORY EXPENDITURES                 |              | 1969 CAPITAL OUTLAY                               |  | CURRENT FINANCES DECEMBER 31, 1969         |  |
| Pensions & F.I.C.A.                    | 32,400.00    | Beaches and Boardwalks                            |  | ASSETS                                     |  |
| Employee Fringe Benefits               | 19,820.00    | Parks and Playgrounds                             |  | Cash Dec. 31, 1969                         |  |
| Other Statutory Expenditures           |              | Public Buildings and Grounds                      |  | Taxes Receivable                           |  |
| MUNICIPAL FUNCTIONS                    |              | Vehicular Equipment                               |  | Tax Title Liens                            |  |
| CAPITAL IMPROVEMENTS                   | 25,000.00    | Streets, Roads, Sidewalks, Storm Sewers           |  | Foreclosed Property                        |  |
| DEBT SERVICE                           |              | Sewer System                                      |  | Emergencies & Other Deferred Charges       |  |
| Principal Payments                     | 30,000.00    | Water Service                                     |  | State Aid Receivable                       |  |
| Interest Payments                      | 23,909.00    | Other Utilities                                   |  | Other Receivables                          |  |
| DEFERRED CHARGES                       |              | Hospitals and Clinics                             |  | Total                                      |  |
| SCHOOL, COUNTY, SPECIAL DISTRICT TAXES | 2,582,459.85 | Garbage and Trash Disposal Facilities             |  | LIABILITIES                                |  |
| RESERVE FOR UNCOLLECTED TAXES          | 83,059.56    | Health Equipment                                  |  | Cash Liabilities                           |  |
|  |              | Library and Education Facilities                  |  | Reserves for Receivables                   |  |
|  |              | Conservation and Recreation                       |  | Surplus Dec. 31, 1969                      |  |
| EXPENDITURES                           |              | Other Expenditures                                |  | Total                                      |  |
| TOTAL                                  | 3,458,382.41 |   |  |  |  |

0117  
Population 1960 2,944  
Population 1969 3,710  
Moody Rating  
Land Area 54.72 Sq Miles

MULLICA TWP  
Net Valuation Taxable 8,379,011  
State Equalized Value 21,121,782  
Net Valuation on Which County Taxes  
are apportioned: 20,253,419  
State Equalization Ratio .3967  
- ATLANTIC COUNTY  
General Tax Rate Per \$100. 8.70  
State Equalized  
General Tax Rate: 3.45

PER CAPITA:  
Gross Debt 171.17  
Net Debt  
Debt Service  
Total Tax Levy 194.88  
Municipal Expenditures 86.78

PER CENT:  
Gross Debt 3.31  
Net Debt  
Tax Levy Collected 79.48  
Tax Levy Cancelled, Abated  
or Adjusted

| 1969 EXPENDITURES                               |  | 1969 REVENUES                                   |  | 1969 PROPERTY TAX                          |            |
|---|--|---|--|--|------------|
| <b>GENERAL GOVERNMENT</b>                       |  | 1969 — Property Taxes Collected 614,374.88      |  | <b>STATE EQUALIZED TAX RATE</b>            |            |
| Governing Body & Public Boards                  |  | 1969 Payments in Lieu of Taxes                  |  | Local District School Taxes 1.11           | 233,884.00 |
| Municipal Clerk                                 |  | Delinquent Tax & Lien Collections 86,287.16     |  | Regional & Consolidated School Tax 1.11    | 233,920.02 |
| Financial Administration 4,090.00               |  | Business Personalty Replacement Taxes 22,904.00 |  | School Taxes in Municipal Budget           |            |
| Assessment of Taxes 3,975.00                    |  | Taxes from Public Utilities 58,957.48           |  | County Taxes .82                           | 173,172.80 |
| Collection of Taxes 5,675.00                    |  | Other Miscellaneous Tax Revenues                |  | County Library Taxes .01                   | 1,378.10   |
| Planning, Housing & Development 3,000.00        |  | State Aid Revenues 21,832.20                    |  | Local Municipal Purpose Taxes .27          | 57,761.15  |
| Human Resources                                 |  | Federal Aid Revenues                            |  | Veteran & Senior Citizen Taxes .14         | 28,690.00  |
| Elections                                       |  | Sale of Acquired Property 13,641.52             |  | Total Taxes for Rate Computation 3.46      | 728,806.07 |
| General Administration (other) 27,260.00        |  | Other Miscellaneous Revenues 31,303.27          |  | Special District Taxes                     |            |
| <b>JUDICIARY</b>                                |  | 1969 Revenues Total 849,300.51                  |  | Bank Stock Taxes                           |            |
| Municipal Courts 9,000.00                       |  | Prior Years Surplus Appropriated 76,248.00      |  | Added and Omitted Taxes                    | 22,872.92  |
| <b>PUBLIC SAFETY</b>                            |  | <b>REVENUES TOTAL 925,548.51</b>                |  | Total Taxes Levied - ABSTRACT              | 722,988.99 |
| Fire Protection 10,400.00                       |  |   |  | <b>TOTAL TAXES BILLED</b>                  | 722,988.99 |
| Police Protection 13,400.00                     |  |   |  | 1969 TAXES COLLECTED                       | 614,374.88 |
| Civil Defense & Disaster Control 1,100.00       |  |   |  | 1969 Taxes Cancelled, Abated or Adjusted   |            |
| Environmental Inspection & Control 1,600.00     |  |   |  | Transfer to Tax Title Liens or Foreclosed  |            |
| Other Public Safety                             |  |   |  | Balance Outstanding Dec. 31, 1969          | 108,614.11 |
| <b>PUBLIC WORKS</b>                             |  |   |  | <b>PRIOR YEARS TAXES OUTSTANDING</b>       |            |
| Streets and Drainage 85,564.45                  |  |   |  | Balance January 1, 1969                    | 92,903.28  |
| Sewers and Sewage Processing                    |  |   |  | Collected in 1969                          | 85,116.77  |
| Garbage and Trash Disposal 4,000.00             |  |   |  | Cancelled, Abated or Adjusted (1969)       |            |
| Public Buildings and Grounds 3,600.00           |  |   |  | Transfers to Tax Title Liens or Foreclosed |            |
| Other Public Works                              |  |   |  | Balance December 31, 1969                  | 7,786.51   |
| <b>HEALTH and WELFARE</b>                       |  |   |  | <b>TAX TITLE LIENS OUTSTANDING</b>         |            |
| Health Services Except Environmental 4,200.00   |  |   |  | Balance January 1, 1969                    | 13,331.60  |
| Welfare-Public Assistance 1,850.00              |  |   |  | Transfers From Taxes                       |            |
| Hospitals, Clinics, First Aid 500.00            |  |   |  | Redeemed in 1969                           | 1,170.39   |
| Animal, Insect, & Rodent Control 3,400.00       |  |   |  | Cancelled, Abated or Adjusted (1969)       |            |
| Other Welfare Services                          |  |   |  | Transfers to Foreclosed Property           |            |
| <b>RECREATION and CONSERVATION</b>              |  |   |  | Balance December 31, 1969                  | 12,161.21  |
| Beaches and Boardwalks                          |  |   |  | <b>PROPERTY ACQUIRED BY DEED OR</b>        |            |
| Parks, Playgrounds, Shade Trees                 |  |   |  | <b>FORECLOSURE</b>                         |            |
| Land Reclamation & Conservation                 |  |   |  | Balance January 1, 1969                    | 34,110.00  |
| Other Recreational Services                     |  |   |  | Transfers From Taxes or Liens              |            |
| <b>EDUCATION (excluing schools)</b>             |  |   |  | Sale for Cash (1969)                       |            |
| Libraries                                       |  |   |  | Cancelled, Abated or Adjusted (1969)       |            |
| Other Educational Services 10,338.00            |  |   |  | Balance December 31, 1969                  | 34,110.00  |
| <b>STATUTORY EXPENDITURES</b>                   |  |   |  | <b>CURRENT FINANCES DECEMBER 31, 1969</b>  |            |
| Pensions & F.I.C.A. 6,741.00                    |  |   |  | <b>ASSETS</b>                              |            |
| Employee Fringe Benefits 4,600.00               |  |   |  | Cash Dec. 31, 1969                         | 197,050.04 |
| Other Statutory Expenditures                    |  |   |  | Taxes Receivable                           | 116,400.62 |
| <b>MUNICIPAL FUNCTIONS</b>                      |  |   |  | Tax Title Liens                            | 12,161.21  |
| <b>CAPITAL IMPROVEMENTS</b>                     |  |   |  | Foreclosed Property                        | 34,110.00  |
| <b>DEBT SERVICE</b>                             |  |   |  | Emergencies & Other Deferred Charges       | 3,300.00   |
| Principal Payments                              |  |   |  | State Aid Receivable                       | 13,776.28  |
| Interest Payments                               |  |   |  | Other Receivables                          | 547.69     |
|   |  |   |  | Total                                      | 377,345.84 |
| <b>DEFERRED CHARGES</b>                         |  |   |  | <b>LIABILITIES</b>                         |            |
| SCHOOL, COUNTY, SPECIAL DISTRICT TAXES 1,038.78 |  |   |  | Cash Liabilities                           | 67,338.73  |
| RESERVE FOR UNCOLLECTED TAXES 106,047.57        |  |   |  | Reserves for Receivables                   | 163,219.52 |
|   |  |   |  | Surplus Dec. 31, 1969                      | 146,787.59 |
| <b>EXPENDITURES TOTAL 964,290.27</b>            |  |   |  | Total                                      | 377,345.84 |

0812  
Population 1960 3,380  
Population 1969 3,830  
  
Moody Rating  
Land Area .99 Sq. Miles

NATIONAL PARK BORO - GLOUCESTER COUNTY  
Net Valuation Taxable 2,873,924  
State Equalized Value 10,319,296  
General Tax Rate Per \$100. 15.35  
Net Valuation on Which County Taxes  
are apportioned: 9,608,644  
State Equalized  
State Equalization Ratio .2785  
General Tax Rate: 4.27

PER CAPITA:  
Gross Debt 115.90  
Net Debt  
Debt Service .44  
Total Tax Levy 109.56  
Municipal Expenditures 42.46

PER CENT:  
Gross Debt 4.64  
Net Debt  
Tax Levy Collected 90.42  
Tax Levy Cancelled, Abated  
or Adjusted .05

| 1969 EXPENDITURES                      |            | 1969 REVENUES                         |            | 1969 PROPERTY TAX                          |                 |
|--|------------|---------------------------------------|------------|--|-----------------|
| GENERAL GOVERNMENT                     |            | 1969 — Property Taxes Collected       |            | STATE EQUALIZED TAX RATE                   |                 |
| Governing Body & Public Boards         |            | 1969 Payments in Lieu of Taxes        | 379,575.72 | Local District School Taxes                | .98 101,627.00  |
| Municipal Clerk                        |            | Delinquent Tax & Lien Collections     | 34,117.72  | Regional & Consolidated School Tax         | 2.14 220,629.57 |
| Financial Administration               | 10,292.00  | Business Personalty Replacement Taxes | 4,108.00   | School Taxes in Municipal Budget           |                 |
| Assessment of Taxes                    | 1,958.34   | Taxes from Public Utilities           | 29,982.45  | County Taxes                               | .56 57,727.32   |
| Collection of Taxes                    | 4,400.00   | Other Miscellaneous Tax Revenues      |            | County Library Taxes                       |                 |
| Planning, Housing & Development        | 10.00      | State Aid Revenues                    | 20,634.68  | Local Municipal Purpose Taxes              | .36 37,589.83   |
| Human Resources                        |            | Federal Aid Revenues                  |            | Veteran & Senior Citizen Taxes             | .23 23,460.00   |
| Elections                              | 860.03     | Sale of Acquired Property             | 2,271.00   | Total Taxes for Rate Computation           | 4.27 441,033.72 |
| General Administration (other)         | 6,405.60   | Other Miscellaneous Revenues          | 20,853.91  | Special District Taxes                     |                 |
| JUDICIARY                              |            | 1969 Revenues                         | 491,543.48 | Bank Stock Taxes                           | 721.52          |
| Municipal Courts                       | 2,800.00   | Prior Years Surplus Appropriated      | 30,000.00  | Added and Omitted Taxes                    | 1,337.16        |
| PUBLIC SAFETY                          |            | REVENUES                              | 521,543.48 | Total Taxes Levied - ABSTRACT              | 419,632.40      |
| Fire Protection                        | 10,800.00  |                                       |            | TOTAL TAXES BILLED                         | 419,799.29      |
| Police Protection                      | 14,325.00  |                                       |            | 1969 TAXES COLLECTED                       | 379,575.72      |
| Civil Defense & Disaster Control       | 500.00     |                                       |            | 1969 Taxes Cancelled, Abated or Adjusted   | 230.25          |
| Environmental Inspection & Control     | 1,159.00   |                                       |            | Transfer to Tax Title Liens or Foreclosed  | 1,679.82        |
| Other Public Safety                    |            |                                       |            | Balance Outstanding Dec. 31, 1969          | 38,313.50       |
| PUBLIC WORKS                           |            |                                       |            | PRIOR YEARS TAXES OUTSTANDING              |                 |
| Streets and Drainage                   | 29,801.66  |                                       |            | Balance January 1, 1969                    | 33,870.86       |
| Sewers and Sewage Processing           |            |                                       |            | Collected in 1969                          | 33,059.93       |
| Garbage and Trash Disposal             | 7,684.00   |                                       |            | Cancelled, Abated or Adjusted (1969)       | 31.93           |
| Public Buildings and Grounds           | 6,100.00   |                                       |            | Transfers to Tax Title Liens or Foreclosed | 679.70          |
| Other Public Works                     |            |                                       |            | Balance December 31, 1969                  | 99.30           |
| HEALTH and WELFARE                     |            |                                       |            | TAX TITLE LIENS OUTSTANDING                |                 |
| Health Services Except Environmental   | 1,675.00   |                                       |            | Balance January 1, 1969                    | 5,575.35        |
| Welfare-Public Assistance              | 3,000.00   |                                       |            | Transfers From Taxes                       | 2,470.31        |
| Hospitals, Clinics, First Aid          |            |                                       |            | Redeemed in 1969                           | 1,057.79        |
| Animal, Insect, & Rodent Control       | 1,096.00   |                                       |            | Cancelled, Abated or Adjusted (1969)       | 411.08          |
| Other Welfare Services                 |            |                                       |            | Transfers to Foreclosed Property           |                 |
| RECREATION and CONSERVATION            |            |                                       |            | Balance December 31, 1969                  | 6,576.79        |
| Beaches and Boardwalks                 |            |                                       |            | PROPERTY ACQUIRED BY DEED OR               |                 |
| Parks, Playgrounds, Shade Trees        | 500.00     |                                       |            | FORECLOSURE                                |                 |
| Land Reclamation & Conservation        |            |                                       |            | Balance January 1, 1969                    | 29,834.00       |
| Other Recreational Services            | 155.00     |                                       |            | Transfers From Taxes or Liens              |                 |
| EDUCATION (excluding schools)          |            |                                       |            | Sale for Cash (1969)                       | 2,271.00        |
| Libraries                              |            |                                       |            | Cancelled, Abated or Adjusted (1969)       |                 |
| Other Educational Services             |            |                                       |            | Balance December 31, 1969                  | 27,563.00       |
| STATUTORY EXPENDITURES                 |            |                                       |            | CURRENT FINANCES DECEMBER 31, 1969         |                 |
| Pensions & F.I.C.A.                    | 3,525.00   |                                       |            | ASSETS                                     |                 |
| Employee Fringe Benefits               |            |                                       |            | Cash Dec. 31, 1969                         | 162,919.28      |
| Other Statutory Expenditures           |            |                                       |            | Taxes Receivable                           | 38,412.80       |
| MUNICIPAL FUNCTIONS                    |            |                                       |            | Tax Title Liens                            | 6,576.79        |
| CAPITAL IMPROVEMENTS                   | 12,600.00  |                                       |            | Foreclosed Property                        | 27,563.00       |
| DEBT SERVICE                           |            |                                       |            | Emergencies & Other Deferred Charges       | 803.63          |
| Principal Payments                     | 1,466.68   |                                       |            | State Aid Receivable                       | 5,185.12        |
| Interest Payments                      | 200.00     |                                       |            | Other Receivables                          | 248.07          |
| DEFERRED CHARGES                       | 360.54     |                                       |            | Total                                      | 241,708.69      |
| SCHOOL, COUNTY, SPECIAL DISTRICT TAXES | 379,983.89 |                                       |            | LIABILITIES                                |                 |
| RESERVE FOR UNCOLLECTED TAXES          | 40,931.13  |                                       |            | Cash Liabilities                           | 96,005.36       |
| EXPENDITURES                           |            |                                       |            | Reserves for Receivables                   | 72,800.66       |
| TOTAL                                  | 542,588.87 |                                       |            | Surplus Dec. 31, 1969                      | 72,902.67       |
|  |            |                                       |            | Total                                      | 241,708.69      |

1335  
Population 1960 4,013  
Population 1969 5,050  
  
Moody Rating  
Land Area .90 Sq. Miles

NEPTUNE CITY BORO - MONMOUTH COUNTY  
Net Valuation Taxable 22,899,747  
State Equalized Value 29,609,189 General Tax Rate Per \$100. 4.78  
Net Valuation on Which County Taxes  
are apportioned: 28,302,493 State Equalized  
State Equalization Ratio .7734 General Tax Rate: 3.69

PER CAPITA:  
Gross Debt 99.55  
Net Debt 62.27  
Debt Service  
Total Tax Levy 218.37  
Municipal Expenditures 85.25

PER CENT:  
Gross Debt .94  
Net Debt .59  
Tax Levy Collected 90.20  
Tax Levy Cancelled, Abated  
or Adjusted .23

| 1969 EXPENDITURES                      |              | 1969 REVENUES                                     |  | 1969 PROPERTY TAX                          |              |
|--|--------------|---|--|--|--------------|
| GENERAL GOVERNMENT                     |              | 1969 — Property Taxes Collected                   |  | STATE EQUALIZED TAX RATE                   |              |
| Governing Body & Public Boards         |              | 1969 Payments in Lieu of Taxes                    |  | Local District School Taxes                | 2.38         |
| Municipal Clerk                        |              | Delinquent Tax & Lien Collections                 |  | Regional & Consolidated School Tax         |              |
| Financial Administration               | 11,561.06    | Business Personality Replacement Taxes            |  | School Taxes in Municipal Budget           |              |
| Assessment of Taxes                    | 5,139.10     | Taxes from Public Utilities                       |  | County Taxes                               | .57          |
| Collection of Taxes                    | 9,242.00     | Other Miscellaneous Tax Revenues                  |  | County Library Taxes                       | .02          |
| Planning, Housing & Development        | 1,322.71     | State Aid Revenues                                |  | Local Municipal Purpose Taxes              | .61          |
| Human Resources                        |              | Federal Aid Revenues                              |  | Veteran & Senior Citizen Taxes             | .11          |
| Elections                              | 829.76       | Sale of Acquired Property                         |  | Total Taxes for Rate Computation           | 3.69         |
| General Administration (other)         | 19,977.40    | Other Miscellaneous Revenues                      |  | Special District Taxes                     |              |
| JUDICIARY                              |              | 1969 Revenues                                     |  | Bank Stock Taxes                           | 1,180.47     |
| Municipal Courts                       | 6,386.01     | Prior Years Surplus Appropriated                  |  | Added and Omitted Taxes                    | 38,994.70    |
| PUBLIC SAFETY                          |              | REVENUES  |  | Total Taxes Levied - ABSTRACT              | 1,102,780.95 |
| Fire Protection                        | 15,020.25    | TOTAL   |  | TOTAL TAXES BILLED                         | 1,102,994.28 |
| Police Protection                      | 118,656.85   | 1969 REAL PROPERTY VALUATIONS                     |  | 1969 TAXES COLLECTED                       | 994,911.89   |
| Civil Defense & Disaster Control       | 327.85       | Code Class # of Parcels %VAL'N ASSESSED VALUATION |  | 1969 Taxes Cancelled, Abated or Adjusted   | 2,564.48     |
| Environmental Inspection & Control     | 1,715.00     | 1 Vacant Land 183 2.78 628,105.00                 |  | Transfer to Tax Title Liens or Foreclosed  | 1,397.00     |
| Other Public Safety                    |              | 2 Residential 1209 56.03 12,669,450.00            |  | Balance Outstanding Dec. 31, 1969          | 104,120.91   |
| PUBLIC WORKS                           |              | 3 Farm 5,530,760.00                               |  | PRIOR YEARS TAXES OUTSTANDING              |              |
| Streets and Drainage                   | 62,732.97    | 4a Commercial 99 24.46 5,530,760.00               |  | Balance January 1, 1969                    | 47,217.55    |
| Sewers and Sewage Processing           |              | 4b Industrial 11 4.55 1,029,900.00                |  | Collected in 1969                          | 47,040.25    |
| Garbage and Trash Disposal             | 28,928.46    | 4c Apartments 7 12.18 2,754,950.00                |  | Cancelled, Abated or Adjusted (1969)       |              |
| Public Buildings and Grounds           | 5,980.94     | Total 1509 100.00 22,613,165.00                   |  | Transfers to Tax Title Liens or Foreclosed | 170.85       |
| Other Public Works                     |              | CAPITAL DEBT AUTHORIZED, DECEMBER 31, 1969        |  | Balance December 31, 1969                  | 6.45         |
| HEALTH and WELFARE                     |              | ISSUED AND UNISSUED GROSS DEBT NET DEBT           |  | TAX TITLE LIENS OUTSTANDING                |              |
| Health Services Except Environmental   | 7,397.96     | School 254,000                                    |  | Balance January 1, 1969                    | 3,544.94     |
| Welfare-Public Assistance              | 5,801.05     | Self-liquidating 248,750 314,453                  |  | Transfers From Taxes                       | 1,604.64     |
| Hospitals, Clinics, First Aid          |              | Other   |  | Redeemed in 1969                           | 240.00       |
| Animal, Insect, & Rodent Control       |              | Total 502,750 314,453                             |  | Cancelled, Abated or Adjusted (1969)       |              |
| Other Welfare Services                 |              | ISSUED AND OUTSTANDING                            |  | Transfers to Foreclosed Property           |              |
| RECREATION and CONSERVATION            |              | School 443,000.00                                 |  | Balance December 31, 1969                  | 4,909.58     |
| Beaches and Boardwalks                 | 4,700.00     | Self-liquidating 414,000.00                       |  | PROPERTY ACQUIRED BY DEED OR               |              |
| Parks, Playgrounds, Shade Trees        |              | Other   |  | FORECLOSURE                                |              |
| Land Reclamation & Conservation        | 996.25       | Total 857,000.00                                  |  | Balance January 1, 1969                    | 36,678.00    |
| Other Recreational Services            |              | EQUALIZED VALUATION BASIS                         |  | Transfers From Taxes or Liens              |              |
| EDUCATION (excluding schools)          |              | FOR NET DEBT COMPUTATION                          |  | Sale for Cash (1969)                       | 3,125.00     |
| Libraries                              | 1,900.00     | 1969 CAPITAL OUTLAY                               |  | Cancelled, Abated or Adjusted (1969)       |              |
| Other Educational Services             |              | Beaches and Boardwalks                            |  | Balance December 31, 1969                  | 33,553.00    |
| STATUTORY EXPENDITURES                 |              | Parks and Playgrounds                             |  | CURRENT FINANCES DECEMBER 31, 1969         |              |
| Pensions & F.I.C.A.                    | 22,851.27    | Public Buildings and Grounds                      |  | ASSETS                                     |              |
| Employee Fringe Benefits               | 10,718.00    | Vehicular Equipment                               |  | Cash Dec. 31, 1969                         | 326,934.76   |
| Other Statutory Expenditures           |              | Streets, Roads, Sidewalks, Storm Sewers           |  | Taxes Receivable                           | 104,127.36   |
| MUNICIPAL FUNCTIONS                    |              | Sewer System                                      |  | Tax Title Liens                            | 4,909.58     |
| CAPITAL IMPROVEMENTS                   |              | Water Service                                     |  | Foreclosed Property                        | 33,553.00    |
| DEBT SERVICE                           |              | Other Utilities                                   |  | Emergencies & Other Deferred Charges       | 9,520.00     |
| Principal Payments                     |              | Hospitals and Clinics                             |  | State Aid Receivable                       | 6,082.97     |
| Interest Payments                      |              | Garbage and Trash Disposal Facilities             |  | Other Receivables                          | 17,957.93    |
| DEFERRED CHARGES                       |              | Health Equipment                                  |  | Total                                      | 503,085.60   |
| SCHOOL, COUNTY, SPECIAL DISTRICT TAXES |              | Library and Education Facilities                  |  | LIABILITIES                                |              |
| RESERVE FOR UNCOLLECTED TAXES          |              | Conservation and Recreation                       |  | Cash Liabilities                           | 56,379.85    |
| EXPENDITURES                           |              | Other Expenditures                                |  | Reserves for Receivables                   | 160,547.87   |
| TOTAL                                  | 1,312,450.35 |   |  | Surplus Dec. 31, 1969                      | 286,157.88   |
|  |              |   |  | Total                                      | 503,085.60   |

|   |       |
|---|-------|
| PER CENT:                                 |       |
| Gross Debt                                | 9.10  |
| Net Debt                                  | 3.77  |
| Tax Levy Collected                        | 94.50 |
| Tax Levy Cancelled, Abated<br>or Adjusted | .05   |

1428  
Population 1960 2,765  
Population 1969 3,120  
Moody Rating  
Land Area .80 Sq. Miles

# NETCONG BORO

Net Valuation Taxable 9,542,946  
State Equalized Value 16,599,314  
Net Valuation on Which County Taxes  
are apportioned: 19,141,845  
State Equalization Ratio .5749

# - MORRIS

# COUNTY

General Tax Rate Per \$100. 5.20  
State Equalized  
General Tax Rate: 2.98

# PER CAPITA:

Gross Debt 457.27  
Net Debt 24.52  
Debt Service 1.35  
Total Tax Levy 154.34  
Municipal Expenditures 70.84

# PER CENT:

Gross Debt 8.78  
Net Debt .47  
Tax Levy Collected 92.73  
Tax Levy Cancelled, Abated  
or Adjusted 1.80

| 1969 EXPENDITURES                      |                         | 1969 REVENUES                         |                         | 1969 PROPERTY TAX                          |                 |
|--|-------------------------|---------------------------------------|-------------------------|--|-----------------|
| <b>GENERAL GOVERNMENT</b>              |                         | 1969 — Property Taxes Collected       |                         | STATE EQUALIZED TAX RATE                   |                 |
| Governing Body & Public Boards         |                         |                                       | 447,087.02              | Local District School Taxes                | 1.99 330,269.50 |
| Municipal Clerk                        |                         | 1969 Payments in Lieu of Taxes        |                         | Regional & Consolidated School Tax         |                 |
| Financial Administration               | 6,550.00                | Delinquent Tax & Lien Collections     | 21,454.10               | School Taxes in Municipal Budget           |                 |
| Assessment of Taxes                    | 2,100.00                | Business Personalty Replacement Taxes | 33,810.00               | County Taxes                               | .47 77,700.09   |
| Collection of Taxes                    | 4,305.00                | Taxes from Public Utilities           | 28,046.74               | County Library Taxes                       | .03 5,798.22    |
| Planning, Housing & Development        | 2,232.88                | Other Miscellaneous Tax Revenues      | 1,238.46                | Local Municipal Purpose Taxes              | .39 64,385.03   |
| Human Resources                        |                         | State Aid Revenues                    | 20,127.21               | Veteran & Senior Citizen Taxes             | .11 17,470.00   |
| Elections                              |                         | Federal Aid Revenues                  |                         | Total Taxes for Rate Computation           | 2.99 495,622.84 |
| General Administration (other)         | 16,536.31               | Sale of Acquired Property             |                         | Special District Taxes                     |                 |
| <b>JUDICIARY</b>                       |                         | Other Miscellaneous Revenues          | 15,204.32               | Bank Stock Taxes                           | 2,749.69        |
| Municipal Courts                       | 4,250.00                | 1969 Revenues                         | 566,967.85              | Added and Omitted Taxes                    | 645.68          |
| <b>PUBLIC SAFETY</b>                   |                         | Prior Years Surplus Appropriated      | 50,000.00               | Total Taxes Levied - ABSTRACT              | 481,548.21      |
| Fire Protection                        | 2,818.46                | <b>REVENUES</b>                       | <b>TOTAL</b> 616,967.85 | <b>TOTAL TAXES BILLED</b>                  | 482,158.57      |
| Police Protection                      | 38,950.00               |                                       |                         | 1969 TAXES COLLECTED                       | 447,087.02      |
| Civil Defense & Disaster Control       | 400.00                  |                                       |                         | 1969 Taxes Cancelled, Abated or Adjusted   | 8,676.60        |
| Environmental Inspection & Control     | 916.00                  |                                       |                         | Transfer to Tax Title Liens or Foreclosed  | 176.80          |
| Other Public Safety                    |                         |                                       |                         | Balance Outstanding Dec. 31, 1969          | 26,218.15       |
| <b>PUBLIC WORKS</b>                    |                         |                                       |                         | <b>PRIOR YEARS TAXES OUTSTANDING</b>       |                 |
| Streets and Drainage                   | 16,034.44               |                                       |                         | Balance January 1, 1969                    | 25,067.33       |
| Sewers and Sewage Processing           |                         |                                       |                         | Collected in 1969                          | 21,454.10       |
| Garbage and Trash Disposal             | 18,500.00               |                                       |                         | Cancelled, Abated or Adjusted (1969)       | 80.00           |
| Public Buildings and Grounds           | 7,456.25                |                                       |                         | Transfers to Tax Title Liens or Foreclosed |                 |
| Other Public Works                     |                         |                                       |                         | Balance December 31, 1969                  | 3,533.23        |
| <b>HEALTH and WELFARE</b>              |                         |                                       |                         | <b>TAX TITLE LIENS OUTSTANDING</b>         |                 |
| Health Services Except Environmental   | 4,194.00                |                                       |                         | Balance January 1, 1969                    | 336.77          |
| Welfare-Public Assistance              | 1,100.00                |                                       |                         | Transfers From Taxes                       | 176.80          |
| Hospitals, Clinics, First Aid          | 900.00                  |                                       |                         | Redeemed in 1969                           |                 |
| Animal, Insect, & Rodent Control       | 600.00                  |                                       |                         | Cancelled, Abated or Adjusted (1969)       |                 |
| Other Welfare Services                 |                         |                                       |                         | Transfers to Foreclosed Property           |                 |
| <b>RECREATION and CONSERVATION</b>     |                         |                                       |                         | Balance December 31, 1969                  | 513.57          |
| Beaches and Boardwalks                 |                         |                                       |                         | <b>PROPERTY ACQUIRED BY DEED OR</b>        |                 |
| Parks, Playgrounds, Shade Trees        |                         |                                       |                         | <b>FORECLOSURE</b>                         |                 |
| Land Reclamation & Conservation        |                         |                                       |                         | Balance January 1, 1969                    |                 |
| Other Recreational Services            | 3,500.00                |                                       |                         | Transfers From Taxes or Liens              |                 |
| <b>EDUCATION (excluing schools)</b>    |                         |                                       |                         | Sale for Cash (1969)                       |                 |
| Libraries                              | 1,000.00                |                                       |                         | Cancelled, Abated or Adjusted (1969)       |                 |
| Other Educational Services             |                         |                                       |                         | Balance December 31, 1969                  |                 |
| <b>STATUTORY EXPENDITURES</b>          |                         |                                       |                         | <b>CURRENT FINANCES DECEMBER 31, 1969</b>  |                 |
| Pensions & F.I.C.A.                    | 2,725.00                |                                       |                         | <b>ASSETS</b>                              |                 |
| Employee Fringe Benefits               | 3,968.76                |                                       |                         | Cash Dec. 31, 1969                         | 63,388.97       |
| Other Statutory Expenditures           |                         |                                       |                         | Taxes Receivable                           | 29,751.38       |
| <b>MUNICIPAL FUNCTIONS</b>             |                         |                                       |                         | Tax Title Liens                            | 513.57          |
| <b>CAPITAL IMPROVEMENTS</b>            |                         |                                       |                         | Foreclosed Property                        |                 |
| <b>DEBT SERVICE</b>                    |                         |                                       |                         | Emergencies & Other Deferred Charges       | 10,326.63       |
| Principal Payments                     | 3,000.00                |                                       |                         | State Aid Receivable                       | 19,013.00       |
| Interest Payments                      | 1,200.00                |                                       |                         | Other Receivables                          | 1,719.00        |
| <b>DEFERRED CHARGES</b>                |                         |                                       |                         | <b>LIABILITIES</b>                         |                 |
| SCHOOL, COUNTY, SPECIAL DISTRICT TAXES | 11,891.59               |                                       |                         | Cash Liabilities                           | 43,613.31       |
| RESERVE FOR UNCOLLECTED TAXES          | 43,711.58               |                                       |                         | Reserves for Receivables                   | 31,983.95       |
| <b>EXPENDITURES</b>                    | <b>TOTAL</b> 634,785.86 |                                       |                         | Surplus Dec. 31, 1969                      | 49,115.29       |
|  |                         |                                       |                         | <b>TOTAL</b>                               | 124,712.55      |



1214  
Population 1960 40,139  
Population 1969 46,420  
S & P Rating AA  
Moody Rating A  
Land Area 5.50 Sq. Miles

NEW BRUNSWICK CITY - MIDDLESEX COUNTY  
Net Valuation Taxable 115,392,850  
State Equalized Value 229,546,150  
Net Valuation on Which County Taxes are apportioned: 265,807,681  
State Equalization Ratio .5027  
General Tax Rate Per \$100. 7.44  
State Equalized General Tax Rate: 3.74

PER CAPITA:  
Gross Debt 148.91  
Net Debt 46.18  
Debt Service 11.30  
Total Tax Levy 185.05  
Municipal Expenditures 149.23

PER CENT:  
Gross Debt 3.30  
Net Debt 1.02  
Tax Levy Collected 95.73  
Tax Levy Cancelled, Abated or Adjusted .41

| 1969 EXPENDITURES                      |               | 1969 REVENUES                                     |                | 1969 PROPERTY TAX                          |                   |
|--|---------------|---|----------------|--|-------------------|
| GENERAL GOVERNMENT                     |               | 1969 — Property Taxes Collected                   |                | STATE EQUALIZED TAX RATE                   |                   |
| Governing Body & Public Boards         | 1,200.00      | 1969 Payments in Lieu of Taxes                    | 8,226,964.02   | Local District School Taxes                | 1.73 3,968,879.75 |
| Municipal Clerk                        |               | Delinquent Tax & Lien Collections                 | 150,930.18     | Regional & Consolidated School Tax         |                   |
| Financial Administration               | 109,830.00    | Business Personalty Replacement Taxes             | 222,162.04     | School Taxes in Municipal Budget           | .08 179,056.62    |
| Assessment of Taxes                    | 25,825.00     | Taxes from Public Utilities                       | 787,303.00     | County Taxes                               | .59 1,353,113.86  |
| Collection of Taxes                    | 96,005.00     | Other Miscellaneous Tax Revenues                  | 546,826.64     | County Library Taxes                       |                   |
| Planning, Housing & Development        | 74,030.00     | State Aid Revenues                                | 5,142.49       | Local Municipal Purpose Taxes              | 1.28 2,932,992.18 |
| Human Resources                        | 300.00        | Federal Aid Revenues                              | 428,845.03     | Veteran & Senior Citizen Taxes             | .06 147,200.00    |
| Elections                              | 12,100.00     | Sale of Acquired Property                         |                | Total Taxes for Rate Computation           | 3.74 8,581,242.41 |
| General Administration (other)         | 261,692.50    | Other Miscellaneous Revenues                      | 1,125,337.73   | Special District Taxes                     |                   |
| JUDICIARY                              |               | 1969 Revenues                                     | 11,493,511.13  | Bank Stock Taxes                           | 30,625.54         |
| Municipal Courts                       | 59,650.00     | Prior Years Surplus Appropriated                  | 511,000.00     | Added and Omitted Taxes                    | 125,378.88        |
| PUBLIC SAFETY                          |               | REVENUES  | 12,004,511.13  | Total Taxes Levied - ABSTRACT              | 8,590,046.83      |
| Fire Protection                        | 819,745.00    | 1969 REAL PROPERTY VALUATIONS                     |                | TOTAL TAXES BILLED                         | 8,593,936.42      |
| Police Protection                      | 1,112,908.00  | Code Class # of Parcels %VAL'N ASSESSED VALUATION |                | 1969 TAXES COLLECTED                       | 8,226,964.02      |
| Civil Defense & Disaster Control       | 10,200.00     | 1 Vacant Land 662 2.67                            | 2,890,350.00   | 1969 Taxes Cancelled, Abated or Adjusted   | 35,026.60         |
| Environmental Inspection & Control     | 79,525.00     | 2 Residential 5770 39.63                          | 42,874,875.00  | Transfer to Tax Title Liens or Foreclosed  | 103,914.26        |
| Other Public Safety                    | 17,730.00     | 3 Farm 1141 29.99                                 | 32,448,625.00  | Balance Outstanding Dec. 31, 1969          | 228,031.54        |
| PUBLIC WORKS                           |               | 4a Commercial 91 15.78                            | 17,070,625.00  | PRIOR YEARS TAXES OUTSTANDING              |                   |
| Streets and Drainage                   | 431,492.00    | 4b Industrial 122 11.93                           | 12,907,350.00  | Balance January 1, 1969                    | 349,381.90        |
| Sewers and Sewage Processing           | 582,016.21    | Total 7786 100.00                                 | 108,191,825.00 | Collected in 1969                          | 193,457.96        |
| Garbage and Trash Disposal             | 293,625.00    |   |                | Cancelled, Abated or Adjusted (1969)       | 16,994.38         |
| Public Buildings and Grounds           | 46,980.00     |   |                | Transfers to Tax Title Liens or Foreclosed | 43,513.05         |
| Other Public Works                     | 25,405.00     |   |                | Balance December 31, 1969                  | 95,416.51         |
| HEALTH and WELFARE                     |               |   |                | TAX TITLE LIENS OUTSTANDING                |                   |
| Health Services Except Environmental   | 136,983.20    |   |                | Balance January 1, 1969                    | 412,026.99        |
| Welfare-Public Assistance              | 65,333.00     |   |                | Transfers From Taxes                       | 151,822.25        |
| Hospitals, Clinics, First Aid          | 15,000.00     |   |                | Redeemed in 1969                           | 28,704.08         |
| Animal, Insect, & Rodent Control       |               |   |                | Cancelled, Abated or Adjusted (1969)       |                   |
| Other Welfare Services                 |               |   |                | Transfers to Foreclosed Property           |                   |
| RECREATION and CONSERVATION            |               |   |                | Balance December 31, 1969                  | 535,145.16        |
| Beaches and Boardwalks                 |               |   |                | PROPERTY ACQUIRED BY DEED OR               |                   |
| Parks, Playgrounds, Shade Trees        | 231,784.00    |   |                | FORECLOSURE                                |                   |
| Land Reclamation & Conservation        |               |   |                | Balance January 1, 1969                    | 73,995.00         |
| Other Recreational Services            | 96,600.00     |   |                | Transfers From Taxes or Liens              |                   |
| EDUCATION (excluding schools)          |               |   |                | Sale for Cash (1969)                       |                   |
| Libraries                              | 146,800.00    |   |                | Cancelled, Abated or Adjusted (1969)       |                   |
| Other Educational Services             |               |   |                | Balance December 31, 1969                  | 73,995.00         |
| STATUTORY EXPENDITURES                 |               |   |                | CURRENT FINANCES DECEMBER 31, 1969         |                   |
| Pensions & F.I.C.A.                    | 563,576.35    |   |                | ASSETS                                     |                   |
| Employee Fringe Benefits               | 150,500.00    |   |                | Cash Dec. 31, 1969                         | 1,244,814.74      |
| Other Statutory Expenditures           |               |   |                | Taxes Receivable                           | 323,448.05        |
| MUNICIPAL FUNCTIONS                    |               |   |                | Tax Title Liens                            | 535,145.16        |
| CAPITAL IMPROVEMENTS                   | 266,757.00    |   |                | Foreclosed Property                        | 73,995.00         |
| DEBT SERVICE                           |               |   |                | Emergencies & Other Deferred Charges       | 34,170.00         |
| Principal Payments                     | 324,000.00    |   |                | State Aid Receivable                       | 101,350.68        |
| Interest Payments                      | 200,749.04    |   |                | Other Receivables                          | 60,771.43         |
| TYPE I SCHL DEBT *MEMO                 | 266,007.12    |   |                | Total                                      | 2,373,695.06      |
| DEFERRED CHARGES                       | 110,570.00    |   |                | LIABILITIES                                |                   |
| SCHOOL, COUNTY, SPECIAL DISTRICT TAXES | 5,501,050.23  |   |                | Cash Liabilities                           | 636,611.52        |
| RESERVE FOR UNCOLLECTED TAXES          | 558,190.96    |   |                | Reserves for Receivables                   | 993,359.64        |
| EXPENDITURES                           |               |   |                | Surplus Dec. 31, 1969                      | 743,723.90        |
| TOTAL                                  | 12,428,152.49 |   |                | Total                                      | 2,373,695.06      |

0714  
Population 1960 405,220  
Population 1969 401,580  
S & P Rating BB  
Moody Rating BAA  
Land Area 24.14 Sq. Miles

NEWARK CITY - ESSEX COUNTY  
Net Valuation Taxable 1,293,090,800  
State Equalized Value 1,595,817,351  
Net Valuation on Which County Taxes  
are apportioned: 1,762,778,668  
State Equalization Ratio .8103

General Tax Rate Per \$100. 8.30  
State Equalized  
General Tax Rate: 6.72

PER CAPITA:  
Gross Debt 419.75  
Net Debt 120.37  
Debt Service 24.33  
Total Tax Levy 267.10  
Municipal Expenditures 265.93

PER CENT:  
Gross Debt 11.24  
Net Debt 3.22  
Tax Levy Collected 89.61  
Tax Levy Cancelled, Abated  
or Adjusted 2.04

| 1969 EXPENDITURES                             |                             | 1969 REVENUES  |                             | 1969 PROPERTY TAX                          |                     |
|---|-----------------------------|--|-----------------------------|--|---------------------|
| <b>GENERAL GOVERNMENT</b>                     |                             |  |                             | <b>STATE EQUALIZED TAX RATE</b>            |                     |
| Governing Body & Public Boards                | 487,690.27                  | 1969 — Property Taxes Collected  | 93,848,342.16               | Local District School Taxes                | 2.36 37,632,406.00  |
| Municipal Clerk                               | 341,333.19                  | 1969 Payments in Lieu of Taxes   | 613,953.71                  | Regional & Consolidated School Tax         |                     |
| Financial Administration                      | 700,129.89                  | Delinquent Tax & Lien Collections  | 6,190,781.63                | School Taxes in Municipal Budget           | .33 5,302,905.00    |
| Assessment of Taxes                           | 419,140.32                  | Business Personalty Replacement Taxes  | 15,222,679.00               | County Taxes                               | 1.23 19,686,780.00  |
| Collection of Taxes                           | 570,547.26                  | Taxes from Public Utilities  | 5,654,846.30                | County Library Taxes                       |                     |
| Planning, Housing & Development               | 445,957.62                  | Other Miscellaneous Tax Revenues   | 4,123,841.12                | Local Municipal Purpose Taxes              | 2.75 43,940,607.94  |
| Human Resources                               | 95,735.83                   | State Aid Revenues   | 8,154,469.70                | Veteran & Senior Citizen Taxes             | .04 669,110.00      |
| Elections                                     | 65,500.00                   | Federal Aid Revenues   | 893,665.70                  | Total Taxes for Rate Computation           | 6.71 107,231,808.94 |
| General Administration (other)                | 1,418,189.47                | Sale of Acquired Property  | 16,059.20                   | Special District Taxes                     |                     |
| <b>JUDICIARY</b>                              |                             | Other Miscellaneous Revenues   | 12,057,895.78               | Bank Stock Taxes                           | 495,181.06          |
| Municipal Courts                              | 563,520.29                  | 1969 Revenues  | 146,776,534.30              | Added and Omitted Taxes                    | 203,657.10          |
| <b>PUBLIC SAFETY</b>                          |                             | Prior Years Surplus Appropriated   | 4,000,000.00                | Total Taxes Levied - ABSTRACT              | 107,261,537.10      |
| Fire Protection                               | 11,251,449.51               | <b>REVENUES</b>  | <b>TOTAL</b> 150,776,534.30 | <b>TOTAL TAXES BILLED</b>                  | 107,369,488.91      |
| Police Protection                             | 17,958,339.79               |  |                             | <b>1969 TAXES COLLECTED</b>                | 93,848,342.16       |
| Civil Defense & Disaster Control              | 72,152.11                   | <b>1969 REAL PROPERTY VALUATIONS</b>   |                             | 1969 Taxes Cancelled, Abated or Adjusted   | 4,770,994.20        |
| Environmental Inspection & Control            | 886,636.71                  | <u>Code</u> <u>Class</u> <u># of Parcels</u> <u>%VAL'N</u> <u>ASSESSED VALUATION</u> |                             | Transfer to Tax Title Liens or Foreclosed  | 2,395,118.31        |
| Other Public Safety                           |                             | 1 Vacant Land 2312 .99   | 12,138,400.00               | Balance Outstanding Dec. 31, 1969          | 6,355,034.24        |
| <b>PUBLIC WORKS</b>                           |                             | 2 Residential 30916 29.50  | 359,992,200.00              | <b>PRIOR YEARS TAXES OUTSTANDING</b>       |                     |
| Streets and Drainage                          | 2,739,138.53                | 3 Farm   |                             | Balance January 1, 1969                    | 16,732,991.27       |
| Sewers and Sewage Processing                  | 1,957,141.06                | 4a Commercial 7310 37.23   | 454,220,900.00              | Collected in 1969                          | 4,807,838.23        |
| Garbage and Trash Disposal                    | 4,923,397.97                | 4b Industrial 1570 18.63   | 227,328,100.00              | Cancelled, Abated or Adjusted (1969)       | 5,814,758.99        |
| Public Buildings and Grounds                  | 2,041,262.85                | 4c Apartments 3749 13.64   | 166,459,600.00              | Transfers to Tax Title Liens or Foreclosed | 674,213.93          |
| Other Public Works                            | 1,951,008.15                | Total 45857 99.99  | 1,220,139,200.00            | Balance December 31, 1969                  | 5,436,180.12        |
| <b>HEALTH and WELFARE</b>                     |                             | <b>CAPITAL DEBT AUTHORIZED, DECEMBER 31, 1969</b>                                    |                             | <b>TAX TITLE LIENS OUTSTANDING</b>         |                     |
| Health Services Except Environmental          | 3,022,887.24                | <b>ISSUED AND UNISSUED</b>   | <b>GROSS DEBT</b>           | Balance January 1, 1969                    | 4,532,307.19        |
| Welfare-Public Assistance                     | 1,991,641.99                | School   | 71,318,075                  | Transfers From Taxes                       | 3,145,691.92        |
| Hospitals, Clinics, First Aid                 | 1,115,267.01                | Self-liquidating   | 23,889,000                  | Redeemed in 1969                           | 1,382,943.40        |
| Animal, Insect, & Rodent Control              |                             | Other  | 73,356,507                  | Cancelled, Abated or Adjusted (1969)       | 4,912.12            |
| Other Welfare Services                        | 7,417,000.00                | Total  | 168,563,582                 | Transfers to Foreclosed Property:          | 169,398.37          |
| <b>RECREATION and CONSERVATION</b>            |                             | <b>ISSUED AND OUTSTANDING</b>  |                             | Balance December 31, 1969                  | 6,120,745.22        |
| Beaches and Boardwalks                        |                             | School   | 52,309,500.00               | <b>PROPERTY ACQUIRED BY DEED OR</b>        |                     |
| Parks, Playgrounds, Shade Trees               | 532,570.29                  | Self-Liquidating   | 14,392,000.00               | <b>FORECLOSURE</b>                         |                     |
| Land Reclamation & Conservation               |                             | Other  | 54,483,346.00               | Balance January 1, 1969                    | 2,220,959.20        |
| Other Recreational Services                   |                             | Total  | 121,184,846.00              | Transfers From Taxes or Liens              | 169,398.37          |
| <b>EDUCATION (excluding schools)</b>          |                             | <b>EQUALIZED VALUATION BASIS</b>   |                             | Sale for Cash (1969)                       | 12,659.20           |
| Libraries                                     | 2,094,095.00                | <b>FOR NET DEBT COMPUTATION</b>  | <b>1,499,570,516.00</b>     | Cancelled, Abated or Adjusted (1969)       |                     |
| Other Educational Services                    | 792,381.00                  | <b>1969 CAPITAL OUTLAY</b>   | <b>TOTAL</b> 20,600,049.63  | Balance December 31, 1969                  | 2,377,698.37        |
| <b>STATUTORY EXPENDITURES</b>                 |                             | Beaches and Boardwalks   |                             | <b>CURRENT FINANCES DECEMBER 31, 1969</b>  |                     |
| Pensions & F.I.C.A.                           | 8,568,354.11                | Parks and Playgrounds  | 3,085,389.52                | <b>ASSETS</b>                              |                     |
| Employee Fringe Benefits                      | 1,859,580.00                | Public Buildings and Grounds   | 127,683.44                  | Cash Dec. 31, 1969                         | 18,820,194.18       |
| Other Statutory Expenditures                  |                             | Vehicular Equipment  | 584,038.63                  | Taxes Receivable                           | 11,791,214.36       |
| <b>MUNICIPAL FUNCTIONS</b>                    | <b>TOTAL</b> 76,282,047.46  | Streets, Roads, Sidewalks, Storm Sewers  | 1,270,958.54                | Tax Title Liens                            | 6,120,745.22        |
| <b>CAPITAL IMPROVEMENTS</b>                   | 1,214,080.54                | Sewer System   | 1,598,970.24                | Foreclosed Property                        | 2,377,698.37        |
| <b>DEBT SERVICE</b>                           |                             | Water Service  | 1,033,995.26                | Emergencies & Other Deferred Charges       | 3,058,063.00        |
| Principal Payments                            | 5,647,606.00                | Other Utilities  |                             | State Aid Receivable                       | 1,344,490.36        |
| Interest Payments                             | 4,122,610.84                | Hospitals and Clinics  |                             | Other Receivables                          | 1,384,008.47        |
| <b>TYPE I SCHL DEBT *MEMO</b>                 | 4,544,670.50                | Garbage and Trash Disposal Facilities  |                             | Total                                      | 44,896,413.96       |
| <b>DEFERRED CHARGES</b>                       | 6,684,778.95                | Health Equipment   |                             | <b>LIABILITIES</b>                         |                     |
| <b>SCHOOL, COUNTY, SPECIAL DISTRICT TAXES</b> | 62,622,091.00               | Library and Education Facilities   | 7,990,875.00                | Cash Liabilities                           | 13,747,966.07       |
| <b>RESERVE FOR UNCOLLECTED TAXES</b>          | 12,842,186.53               | Conservation and Recreation  |                             | Reserves for Receivables                   | 20,944,575.42       |
| <b>EXPENDITURES</b>                           | <b>TOTAL</b> 169,415,401.32 | Other Expenditures   | 4,908,139.00                | Surplus Dec. 31, 1969                      | 10,203,872.47       |
|   |                             |  |                             | Total                                      | 44,896,413.96       |

\* ABOVE DEBT SERVICE INCLUDES TYPE I SCHOOL DEBT

0813  
Population 1960 1,299  
Population 1969 1,420  
Moody Rating  
Land Area 1.74 Sq. Miles

NEWFIELD BORO - GLOUCESTER COUNTY  
Net Valuation Taxable 2,128,480  
State Equalized Value 6,701,763  
Net Valuation on Which County Taxes are apportioned: 6,415,611  
State Equalization Ratio .3176  
General Tax Rate Per \$100. 11.91  
State Equalized General Tax Rate: 3.78

PER CAPITA:  
Gross Debt 69.37  
Net Debt 19.37  
Debt Service 9.44  
Total Tax Levy 176.71  
Municipal Expenditures 99.97

PER CENT:  
Gross Debt 1.64  
Net Debt .46  
Tax Levy Collected 90.14  
Tax Levy Cancelled, Abated or Adjusted .85

| 1969 EXPENDITURES                             |                   | 1969 REVENUES                         |                   | 1969 PROPERTY TAX                          |                   |
|---|-------------------|---------------------------------------|-------------------|--|-------------------|
| <b>GENERAL GOVERNMENT</b>                     |                   |                                       |                   | <b>STATE EQUALIZED TAX RATE</b>            |                   |
| Governing Body & Public Boards                | 3,000.00          | 1969 — Property Taxes Collected       | 226,190.74        | Local District School Taxes                | 2.39 160,257.75   |
| Municipal Clerk                               | 1,100.00          | 1969 Payments in Lieu of Taxes        |                   | Regional & Consolidated School Tax         |                   |
| Financial Administration                      | 5,524.00          | Delinquent Tax & Lien Collections     | 24,920.42         | School Taxes in Municipal Budget           |                   |
| Assessment of Taxes                           | 2,670.47          | Business Personalty Replacement Taxes | 11,445.00         | County Taxes                               | .57 38,459.96     |
| Collection of Taxes                           | 1,708.34          | Taxes from Public Utilities           | 16,547.36         | County Library Taxes                       |                   |
| Planning, Housing & Development               | 281.00            | Other Miscellaneous Tax Revenues      |                   | Local Municipal Purpose Taxes              | .69 46,237.65     |
| Human Resources                               |                   | State Aid Revenues                    | 7,257.85          | Veteran & Senior Citizen Taxes             | .13 8,420.00      |
| Elections                                     |                   | Federal Aid Revenues                  |                   | Total Taxes for Rate Computation           | 3.78 253,375.36   |
| General Administration (other)                | 13,420.24         | Sale of Acquired Property             |                   | Special District Taxes                     |                   |
| <b>JUDICIARY</b>                              |                   | Other Miscellaneous Revenues          | 5,216.53          | Bank Stock Taxes                           | 2,049.21          |
| Municipal Courts                              | 771.00            | 1969 Revenues                         | 291,577.90        | Added and Omitted Taxes                    | 3,921.05          |
| <b>PUBLIC SAFETY</b>                          |                   | Prior Years Surplus Appropriated      | 29,584.01         | Total Taxes Levied - ABSTRACT              | 250,925.62        |
| Fire Protection                               | 3,966.00          | <b>REVENUES</b>                       | <b>321,161.91</b> | <b>TOTAL TAXES BILLED</b>                  | <b>250,925.62</b> |
| Police Protection                             | 4,687.98          |                                       |                   | <b>1969 TAXES COLLECTED</b>                | <b>226,190.74</b> |
| Civil Defense & Disaster Control              | 25.00             |                                       |                   | 1969 Taxes Cancelled, Abated or Adjusted   | 2,131.89          |
| Environmental Inspection & Control            | 762.00            | <b>1969 REAL PROPERTY VALUATIONS</b>  |                   | Transfer to Tax Title Liens or Foreclosed  |                   |
| Other Public Safety                           |                   |                                       |                   | Balance Outstanding Dec. 31, 1969          | 22,602.99         |
| <b>PUBLIC WORKS</b>                           |                   |                                       |                   | <b>PRIOR YEARS TAXES OUTSTANDING</b>       |                   |
| Streets and Drainage                          | 19,272.82         |                                       |                   | Balance January 1, 1969                    | 28,817.25         |
| Sewers and Sewage Processing                  |                   |                                       |                   | Collected in 1969                          | 23,456.26         |
| Garbage and Trash Disposal                    | 5,500.00          |                                       |                   | Cancelled, Abated or Adjusted (1969)       |                   |
| Public Buildings and Grounds                  | 3,250.00          |                                       |                   | Transfers to Tax Title Liens or Foreclosed |                   |
| Other Public Works                            |                   |                                       |                   | Balance December 31, 1969                  | 5,360.99          |
| <b>HEALTH and WELFARE</b>                     |                   |                                       |                   | <b>TAX TITLE LIENS OUTSTANDING</b>         |                   |
| Health Services Except Environmental          | 2,290.00          |                                       |                   | Balance January 1, 1969                    | 3,525.29          |
| Welfare-Public Assistance                     | 300.00            |                                       |                   | Transfers From Taxes                       |                   |
| Hospitals, Clinics, First Aid                 |                   |                                       |                   | Redeemed in 1969                           | 1,464.16          |
| Animal, Insect, & Rodent Control              | 500.00            |                                       |                   | Cancelled, Abated or Adjusted (1969)       |                   |
| Other Welfare Services                        |                   |                                       |                   | Transfers to Foreclosed Property           |                   |
| <b>RECREATION and CONSERVATION</b>            |                   |                                       |                   | Balance December 31, 1969                  | 2,061.13          |
| Beaches and Boardwalks                        |                   |                                       |                   | <b>PROPERTY ACQUIRED BY DEED OR</b>        |                   |
| Parks, Playgrounds, Shade Trees               | 3,097.74          |                                       |                   | <b>FORECLOSURE</b>                         |                   |
| Land Reclamation & Conservation               |                   |                                       |                   | Balance January 1, 1969                    |                   |
| Other Recreational Services                   | 250.00            |                                       |                   | Transfers From Taxes or Liens              |                   |
| <b>EDUCATION (excluding schools)</b>          |                   |                                       |                   | Sale for Cash (1969)                       |                   |
| Libraries                                     | 700.00            |                                       |                   | Cancelled, Abated or Adjusted (1969)       |                   |
| Other Educational Services                    |                   |                                       |                   | Balance December 31, 1969                  |                   |
| <b>STATUTORY EXPENDITURES</b>                 |                   |                                       |                   | <b>CURRENT FINANCES DECEMBER 31, 1969</b>  |                   |
| Pensions & F.I.C.A.                           | 1,436.32          |                                       |                   | <b>ASSETS</b>                              |                   |
| Employee Fringe Benefits                      | 1,089.00          |                                       |                   | Cash Dec. 31, 1969                         | 69,050.78         |
| Other Statutory Expenditures                  |                   |                                       |                   | Taxes Receivable                           | 27,963.98         |
| <b>MUNICIPAL FUNCTIONS</b>                    |                   |                                       |                   | Tax Title Liens                            | 2,061.13          |
| <b>CAPITAL IMPROVEMENTS</b>                   |                   |                                       |                   | Foreclosed Property                        |                   |
| <b>DEBT SERVICE</b>                           |                   |                                       |                   | Emergencies & Other Deferred Charges       | 8,295.49          |
| Principal Payments                            | 11,800.00         |                                       |                   | State Aid Receivable                       | 8,418.00          |
| Interest Payments                             | 1,600.00          |                                       |                   | Other Receivables                          | 2,619.47          |
| <b>DEFERRED CHARGES</b>                       |                   |                                       |                   | <b>LIABILITIES</b>                         |                   |
| <b>SCHOOL, COUNTY, SPECIAL DISTRICT TAXES</b> |                   |                                       |                   | Cash Liabilities                           | 21,079.21         |
| <b>RESERVE FOR UNCOLLECTED TAXES</b>          |                   |                                       |                   | Reserves for Receivables                   | 32,644.58         |
| <b>EXPENDITURES</b>                           |                   |                                       |                   | Surplus Dec. 31, 1969                      | 64,685.06         |
| <b>TOTAL</b>                                  | <b>340,673.49</b> | <b>TOTAL</b>                          | <b>58,503.45</b>  | <b>Total</b>                               | <b>118,408.85</b> |

0325  
Population 1960 28,528  
Population 1969 47,840  
Moody Rating  
Land Area 23.00 Sq. Miles

NEW HANOVER TWP - BURLINGTON COUNTY  
Net Valuation Taxable 3,393,222  
State Equalized Value 3,036,712 General Tax Rate Per \$100. .65  
Net Valuation on Which County Taxes are apportioned: 3,456,804 State Equalized  
State Equalization Ratio 1.1174 General Tax Rate: .72

PER CAPITA:  
Gross Debt  
Net Debt  
Debt Service  
Total Tax Levy .47  
Municipal Expenditures 2.50

PER CENT:  
Gross Debt  
Net Debt  
Tax Levy Collected 96.66  
Tax Levy Cancelled, Abated or Adjusted 1.83

| 1969 EXPENDITURES                      |            | 1969 REVENUES                             |            | 1969 PROPERTY TAX                               |               |
|--|------------|---|------------|---|---------------|
| <b>GENERAL GOVERNMENT</b>              |            | 1969 — Property Taxes Collected 24,789.77 |            | <b>STATE EQUALIZED TAX RATE</b>                 |               |
| Governing Body & Public Boards         |            | 1969 Payments in Lieu of Taxes            |            | Local District School Taxes                     |               |
| Municipal Clerk                        |            | Delinquent Tax & Lien Collections         | 855.28     | Regional & Consolidated School Tax              |               |
| Financial Administration               | 6,800.00   | Business Personality Replacement Taxes    | 426.00     | School Taxes in Municipal Budget                |               |
| Assessment of Taxes                    | 2,300.00   | Taxes from Public Utilities               | 65,376.13  | County Taxes                                    | .66 19,974.95 |
| Collection of Taxes                    | 975.00     | Other Miscellaneous Tax Revenues          |            | County Library Taxes                            | .03 886.24    |
| Planning, Housing & Development        | 400.00     | State Aid Revenues                        | 4,163.00   | Local Municipal Purpose Taxes                   |               |
| Human Resources                        |            | Federal Aid Revenues                      |            | Veteran & Senior Citizen Taxes                  | .03 1,060.00  |
| Elections                              |            | Sale of Acquired Property                 | 20,264.16  | Total Taxes for Rate Computation                | .72 21,921.19 |
| General Administration (other)         | 15,300.00  | Other Miscellaneous Revenues              | 115,874.34 | Special District Taxes                          |               |
| <b>JUDICIARY</b>                       |            | 1969 Revenues                             | 53,000.00  | Bank Stock Taxes                                | 1,081.65      |
| Municipal Courts                       | 4,500.00   | Prior Years Surplus Appropriated          | 168,874.34 | Added and Omitted Taxes                         | 419.92        |
| <b>PUBLIC SAFETY</b>                   |            | <b>REVENUES TOTAL</b>                     |            | Total Taxes Levied - ABSTRACT                   | 22,362.76     |
| Fire Protection                        | 1,400.00   |   |            | <b>TOTAL TAXES BILLED</b>                       | 25,647.19     |
| Police Protection                      | 19,950.00  |   |            | 1969 TAXES COLLECTED                            | 24,789.77     |
| Civil Defense & Disaster Control       | 400.00     |   |            | 1969 Taxes Cancelled, Abated or Adjusted        | 470.44        |
| Environmental Inspection & Control     | 850.00     |   |            | Transfer to Tax Title Liens or Foreclosed       |               |
| Other Public Safety                    |            |   |            | Balance Outstanding Dec. 31, 1969               | 386.98        |
| <b>PUBLIC WORKS</b>                    |            |   |            | <b>PRIOR YEARS TAXES OUTSTANDING</b>            |               |
| Streets and Drainage                   | 20,700.00  |   |            | Balance January 1, 1969                         | 855.28        |
| Sewers and Sewage Processing           | 200.00     |   |            | Collected in 1969                               | 855.28        |
| Garbage and Trash Disposal             | 5,700.00   |   |            | Cancelled, Abated or Adjusted (1969)            |               |
| Public Buildings and Grounds           | 2,000.00   |   |            | Transfers to Tax Title Liens or Foreclosed      |               |
| Other Public Works                     |            |   |            | Balance December 31, 1969                       |               |
| <b>HEALTH and WELFARE</b>              |            |   |            | <b>TAX TITLE LIENS OUTSTANDING</b>              |               |
| Health Services Except Environmental   | 1,250.00   |   |            | Balance January 1, 1969                         |               |
| Welfare-Public Assistance              | 750.00     |   |            | Transfers From Taxes                            |               |
| Hospitals, Clinics, First Aid          |            |   |            | Redeemed in 1969                                |               |
| Animal, Insect, & Rodent Control       | 1,600.00   |   |            | Cancelled, Abated or Adjusted (1969)            |               |
| Other Welfare Services                 |            |   |            | Transfers to Foreclosed Property                |               |
| <b>RECREATION and CONSERVATION</b>     |            |   |            | Balance December 31, 1969                       |               |
| Beaches and Boardwalks                 |            |   |            | <b>PROPERTY ACQUIRED BY DEED OR FORECLOSURE</b> |               |
| Parks, Playgrounds, Shade Trees        |            |   |            | Balance January 1, 1969                         |               |
| Land Reclamation & Conservation        |            |   |            | Transfers From Taxes or Liens                   |               |
| Other Recreational Services            | 100.00     |   |            | Sale for Cash (1969)                            |               |
| <b>EDUCATION (excluding schools)</b>   |            |   |            | Cancelled, Abated or Adjusted (1969)            |               |
| Libraries                              |            |   |            | Balance December 31, 1969                       |               |
| Other Educational Services             | 25,200.00  |   |            | <b>CURRENT FINANCES DECEMBER 31, 1969</b>       |               |
| <b>STATUTORY EXPENDITURES</b>          |            |   |            | <b>ASSETS</b>                                   |               |
| Pensions & F.I.C.A.                    | 1,500.00   |   |            | Cash Dec. 31, 1969                              | 106,361.71    |
| Employee Fringe Benefits               | 1,500.00   |   |            | Taxes Receivable                                | 386.98        |
| Other Statutory Expenditures           |            |   |            | Tax Title Liens                                 |               |
| <b>MUNICIPAL FUNCTIONS</b>             |            |   |            | Foreclosed Property                             |               |
| <b>CAPITAL IMPROVEMENTS</b>            |            |   |            | Emergencies & Other Deferred Charges            |               |
| <b>DEBT SERVICE</b>                    |            |   |            | State Aid Receivable                            | 20,326.49     |
| Principal Payments                     |            |   |            | Other Receivables                               |               |
| Interest Payments                      |            |   |            | Total   | 127,075.18    |
| <b>DEFERRED CHARGES</b>                |            |   |            | <b>LIABILITIES</b>                              |               |
| SCHOOL, COUNTY, SPECIAL DISTRICT TAXES | 3,000.00   |   |            | Cash Liabilities                                | 37,237.25     |
| RESERVE FOR UNCOLLECTED TAXES          | 20,861.19  |   |            | Reserves for Receivables                        | 386.98        |
|  | 2,200.00   |   |            | Surplus Dec. 31, 1969                           | 89,450.95     |
| <b>EXPENDITURES TOTAL</b>              | 140,436.19 |   |            | Total   | 127,075.18    |

0238  
Population 1960 18,810  
Population 1969 21,620  
  
Moody Rating  
Land Area 2.20 Sq. Miles

NEW MILFORD BORO - BERGEN COUNTY  
Net Valuation Taxable 105,548,095  
State Equalized Value 131,491,335  
Net Valuation on Which County Taxes  
are apportioned: 129,878,010  
State Equalization Ratio .8027  
General Tax Rate Per \$100. 4.16  
State Equalized  
General Tax Rate: 3.33

PER CAPITA:  
Gross Debt 205.92  
Net Debt 21.87  
Debt Service 2.07  
Total Tax Levy 199.16  
Municipal Expenditures 71.81

PER CENT:  
Gross Debt 3.58  
Net Debt .38  
Tax Levy Collected 98.63  
Tax Levy Cancelled, Abated  
or Adjusted .54

| 1969 EXPENDITURES                      |                           | 1969 REVENUES                         |                           | 1969 PROPERTY TAX                          |                   |
|--|---------------------------|---------------------------------------|---------------------------|--|-------------------|
| <b>GENERAL GOVERNMENT</b>              |                           |                                       |                           | <b>STATE EQUALIZED TAX RATE</b>            |                   |
| Governing Body & Public Boards         | 120.00                    | 1969 — Property Taxes Collected       | 4,252,381.14              | Local District School Taxes                | 2.12 2,783,335.87 |
| Municipal Clerk                        |                           | 1969 Payments in Lieu of Taxes        | 24,860.50                 | Regional & Consolidated School Tax         |                   |
| Financial Administration               | 33,850.00                 | Delinquent Tax & Lien Collections     | 31,015.61                 | School Taxes in Municipal Budget           |                   |
| Assessment of Taxes                    | 20,704.00                 | Business Personalty Replacement Taxes | 42,833.00                 | County Taxes                               | .41 534,316.99    |
| Collection of Taxes                    | 30,306.00                 | Taxes from Public Utilities           | 251,212.13                | County Library Taxes                       |                   |
| Planning, Housing & Development        | 2,175.00                  | Other Miscellaneous Tax Revenues      |                           | Local Municipal Purpose Taxes              | .73 960,659.80    |
| Human Resources                        | 50.00                     | State Aid Revenues                    | 78,893.90                 | Veteran & Senior Citizen Taxes             | .08 105,290.00    |
| Elections                              |                           | Federal Aid Revenues                  |                           | Total Taxes for Rate Computation           | 3.34 4,383,602.66 |
| General Administration (other)         | 58,050.00                 | Sale of Acquired Property             | 50,000.00                 | Special District Taxes                     |                   |
| <b>JUDICIARY</b>                       |                           | Other Miscellaneous Revenues          | 67,649.43                 | Bank Stock Taxes                           | 2,843.39          |
| Municipal Courts                       | 11,245.00                 | 1969 Revenues                         | 4,798,845.71              | Added and Omitted Taxes                    | 24,602.40         |
| <b>PUBLIC SAFETY</b>                   |                           | Prior Years Surplus Appropriated      | 150,000.00                | Total Taxes Levied - ABSTRACT              | 4,305,758.45      |
| Fire Protection                        | 73,822.00                 | <b>REVENUES</b>                       | <b>TOTAL</b> 4,948,845.71 | <b>TOTAL TAXES BILLED</b>                  | 4,311,456.54      |
| Police Protection                      | 404,880.00                |                                       |                           | 1969 TAXES COLLECTED                       | 4,252,381.14      |
| Civil Defense & Disaster Control       | 3,600.00                  |                                       |                           | 1969 Taxes Cancelled, Abated or Adjusted   | 23,394.62         |
| Environmental Inspection & Control     | 8,985.00                  |                                       |                           | Transfer to Tax Title Liens or Foreclosed  | 11.23             |
| Other Public Safety                    |                           |                                       |                           | Balance Outstanding Dec. 31, 1969          | 35,669.55         |
| <b>PUBLIC WORKS</b>                    |                           |                                       |                           | <b>PRIOR YEARS TAXES OUTSTANDING</b>       |                   |
| Streets and Drainage                   | 156,304.00                |                                       |                           | Balance January 1, 1969                    | 31,664.78         |
| Sewers and Sewage Processing           | 117,072.32                |                                       |                           | Collected in 1969                          | 30,210.57         |
| Garbage and Trash Disposal             | 95,200.00                 |                                       |                           | Cancelled, Abated or Adjusted (1969)       | 1,454.21          |
| Public Buildings and Grounds           | 29,845.00                 |                                       |                           | Transfers to Tax Title Liens or Foreclosed |                   |
| Other Public Works                     |                           |                                       |                           | Balance December 31, 1969                  |                   |
| <b>HEALTH and WELFARE</b>              |                           |                                       |                           | <b>TAX TITLE LIENS OUTSTANDING</b>         |                   |
| Health Services Except Environmental   | 25,580.00                 |                                       |                           | Balance January 1, 1969                    | 861.87            |
| Welfare-Public Assistance              | 7,030.00                  |                                       |                           | Transfers From Taxes                       | 11.23             |
| Hospitals, Clinics, First Aid          |                           |                                       |                           | Redeemed in 1969                           | 805.04            |
| Animal, Insect, & Rodent Control       |                           |                                       |                           | Cancelled, Abated or Adjusted (1969)       |                   |
| Other Welfare Services                 |                           |                                       |                           | Transfers to Foreclosed Property           |                   |
| <b>RECREATION and CONSERVATION</b>     |                           |                                       |                           | Balance December 31, 1969                  | 68.06             |
| Beaches and Boardwalks                 |                           |                                       |                           | <b>PROPERTY ACQUIRED BY DEED OR</b>        |                   |
| Parks, Playgrounds, Shade Trees        | 39,065.00                 |                                       |                           | <b>FORECLOSURE</b>                         |                   |
| Land Reclamation & Conservation        | 3,000.00                  |                                       |                           | Balance January 1, 1969                    | 96,423.68         |
| Other Recreational Services            |                           |                                       |                           | Transfers From Taxes or Liens              |                   |
| <b>EDUCATION (excluding schools)</b>   |                           |                                       |                           | Sale for Cash (1969)                       | 50,000.00         |
| Libraries                              | 75,784.00                 |                                       |                           | Cancelled, Abated or Adjusted (1969)       |                   |
| Other Educational Services             |                           |                                       |                           | Balance December 31, 1969                  | 46,423.68         |
| <b>STATUTORY EXPENDITURES</b>          |                           |                                       |                           | <b>CURRENT FINANCES DECEMBER 31, 1969</b>  |                   |
| Pensions & F.I.C.A.                    | 89,300.00                 |                                       |                           | <b>ASSETS</b>                              |                   |
| Employee Fringe Benefits               | 13,600.00                 |                                       |                           | Cash Dec. 31, 1969                         | 591,748.27        |
| Other Statutory Expenditures           |                           |                                       |                           | Taxes Receivable                           | 35,669.55         |
| <b>MUNICIPAL FUNCTIONS</b>             |                           |                                       |                           | Tax Title Liens                            | 68.06             |
| <b>CAPITAL IMPROVEMENTS</b>            |                           |                                       |                           | Foreclosed Property                        | 46,423.68         |
| <b>DEBT SERVICE</b>                    |                           |                                       |                           | Emergencies & Other Deferred Charges       | 20,080.00         |
| Principal Payments                     | 30,400.00                 |                                       |                           | State Aid Receivable                       | 28,000.00         |
| Interest Payments                      | 14,383.00                 |                                       |                           | Other Receivables                          | 1,021.91          |
| <b>DEFERRED CHARGES</b>                |                           |                                       |                           | <b>Total</b>                               | 723,011.47        |
| SCHOOL, COUNTY, SPECIAL DISTRICT TAXES | 13,475.85                 |                                       |                           | <b>LIABILITIES</b>                         |                   |
| RESERVE FOR UNCOLLECTED TAXES          | 3,317,652.86              |                                       |                           | Cash Liabilities                           | 246,974.63        |
|  | 128,305.17                |                                       |                           | Reserves for Receivables                   | 83,183.20         |
| <b>EXPENDITURES</b>                    | <b>TOTAL</b> 4,870,084.20 |                                       |                           | Surplus Dec. 31, 1969                      | 392,853.64        |
|  |                           |                                       |                           | <b>Total</b>                               | 723,011.47        |

2011  
Population 1960 10,243  
Population 1969 14,050  
  
Moody Rating A  
Land Area 3.70 Sq. Miles

NEW PROVIDENCE BORO - UNION COUNTY  
Net Valuation Taxable 53,426,531  
State Equalized Value 138,662,161  
Net Valuation on Which County Taxes  
are apportioned: 136,707,847  
State Equalization Ratio .3853

General Tax Rate Per \$100. 8.61  
  
State Equalized  
General Tax Rate: 3.31

PER CAPITA:  
Gross Debt 516.37  
Net Debt 156.65  
Debt Service 7.79  
Total Tax Levy 329.70  
Municipal Expenditures 126.75

PER CENT:  
Gross Debt 5.74  
Net Debt 1.74  
Tax Levy Collected 97.29  
Tax Levy Cancelled, Abated  
or Adjusted .28

| 1969 EXPENDITURES                                 |  | 1969 REVENUES                                     |  | 1969 PROPERTY TAX                          |              |
|---|--|---|--|--|--------------|
| <b>GENERAL GOVERNMENT</b>                         |  | 1969 — Property Taxes Collected 4,511,785.37      |  | <b>STATE EQUALIZED TAX RATE</b>            |              |
| Governing Body & Public Boards                    |  | 1969 Payments in Lieu of Taxes 26,408.47          |  | Local District School Taxes 2.21           | 3,061,357.00 |
| Municipal Clerk                                   |  | Delinquent Tax & Lien Collections 98,422.57       |  | Regional & Consolidated School Tax         |              |
| Financial Administration 18,667.00                |  | Business Personality Replacement Taxes 121,426.00 |  | School Taxes in Municipal Budget           |              |
| Assessment of Taxes 17,650.00                     |  | Taxes from Public Utilities 205,926.21            |  | County Taxes .43                           | 595,251.77   |
| Collection of Taxes 10,940.00                     |  | Other Miscellaneous Tax Revenues                  |  | County Library Taxes                       |              |
| Planning, Housing & Development 6,600.01          |  | State Aid Revenues 45,491.43                      |  | Local Municipal Purpose Taxes .62          | 863,682.91   |
| Human Resources                                   |  | Federal Aid Revenues 8,960.00                     |  | Veteran & Senior Citizen Taxes .05         | 74,640.00    |
| Elections   |  | Sale of Acquired Property 7,920.00                |  | Total Taxes for Rate Computation 3.31      | 4,594,931.68 |
| General Administration (other) 150,410.00         |  | Other Miscellaneous Revenues 138,888.41           |  | Special District Taxes                     |              |
| <b>JUDICIARY</b>                                  |  | 1969 Revenues Total 5,165,228.46                  |  | Bank Stock Taxes                           | 6,038.70     |
| Municipal Courts 10,800.00                        |  | Prior Years Surplus Appropriated 300,000.00       |  | Added and Omitted Taxes                    | 105,987.15   |
| <b>PUBLIC SAFETY</b>                              |  | <b>REVENUES TOTAL 5,465,228.46</b>                |  | Total Taxes Levied - ABSTRACT              | 4,632,317.53 |
| Fire Protection 59,110.00                         |  |   |  | <b>TOTAL TAXES BILLED</b>                  | 4,637,416.77 |
| Police Protection 286,882.00                      |  |   |  | 1969 TAXES COLLECTED                       | 4,511,785.37 |
| Civil Defense & Disaster Control 6,250.00         |  |   |  | 1969 Taxes Cancelled, Abated or Adjusted   | 12,920.07    |
| Environmental Inspection & Control 10,075.00      |  |   |  | Transfer to Tax Title Liens or Foreclosed  | 6,429.96     |
| Other Public Safety                               |  |   |  | Balance Outstanding Dec. 31, 1969          | 106,281.37   |
| <b>PUBLIC WORKS</b>                               |  |   |  | <b>PRIOR YEARS TAXES OUTSTANDING</b>       |              |
| Streets and Drainage 180,573.00                   |  |   |  | Balance January 1, 1969                    | 94,660.32    |
| Sewers and Sewage Processing 102,468.99           |  |   |  | Collected in 1969                          | 81,251.91    |
| Garbage and Trash Disposal                        |  |   |  | Cancelled, Abated or Adjusted (1969)       | 2,419.96     |
| Public Buildings and Grounds 72,745.00            |  |   |  | Transfers to Tax Title Liens or Foreclosed | 7,931.85     |
| Other Public Works                                |  |   |  | Balance December 31, 1969                  | 3,056.60     |
| <b>HEALTH and WELFARE</b>                         |  |   |  | <b>TAX TITLE LIENS OUTSTANDING</b>         |              |
| Health Services Except Environmental 12,975.00    |  |   |  | Balance January 1, 1969                    | 12,233.50    |
| Welfare-Public Assistance 2,100.00                |  |   |  | Transfers From Taxes                       | 14,361.81    |
| Hospitals, Clinics, First Aid 1,500.00            |  |   |  | Redeemed in 1969                           | 17,170.66    |
| Animal, Insect, & Rodent Control                  |  |   |  | Cancelled, Abated or Adjusted (1969)       |              |
| Other Welfare Services                            |  |   |  | Transfers to Foreclosed Property           |              |
| <b>RECREATION and CONSERVATION</b>                |  |   |  | Balance December 31, 1969                  | 9,424.65     |
| Beaches and Boardwalks                            |  |   |  | <b>PROPERTY ACQUIRED BY DEED OR</b>        |              |
| Parks, Playgrounds, Shade Trees 43,475.00         |  |   |  | <b>FORECLOSURE</b>                         |              |
| Land Reclamation & Conservation                   |  |   |  | Balance January 1, 1969                    | 33,580.00    |
| Other Recreational Services                       |  |   |  | Transfers From Taxes or Liens              |              |
| <b>EDUCATION (excluding schools)</b>              |  |   |  | Sale for Cash (1969)                       | 7,920.00     |
| Libraries 75,000.00                               |  |   |  | Cancelled, Abated or Adjusted (1969)       |              |
| Other Educational Services                        |  |   |  | Balance December 31, 1969                  | 25,660.00    |
| <b>STATUTORY EXPENDITURES</b>                     |  |   |  | <b>CURRENT FINANCES DECEMBER 31, 1969</b>  |              |
| Pensions & F.I.C.A. 81,465.00                     |  |   |  | <b>ASSETS</b>                              |              |
| Employee Fringe Benefits 41,100.00                |  |   |  | Cash Dec. 31, 1969                         | 673,191.83   |
| Other Statutory Expenditures                      |  |   |  | Taxes Receivable                           | 109,337.97   |
| <b>MUNICIPAL FUNCTIONS</b>                        |  |   |  | Tax Title Liens                            | 9,424.65     |
| <b>CAPITAL IMPROVEMENTS</b>                       |  |   |  | Foreclosed Property                        | 25,660.00    |
| Streets, Roads, Sidewalks, Storm Sewers 40,802.31 |  |   |  | Emergencies & Other Deferred Charges       | 20,626.26    |
| Sewer System 339,574.97                           |  |   |  | State Aid Receivable                       |              |
| Water Service                                     |  |   |  | Other Receivables                          | 1,396.84     |
| Other Utilities                                   |  |   |  | Total                                      | 839,637.55   |
| Hospitals and Clinics                             |  |   |  | <b>LIABILITIES</b>                         |              |
| Garbage and Trash Disposal Facilities             |  |   |  | Cash Liabilities                           | 131,962.64   |
| Health Equipment                                  |  |   |  | Reserves for Receivables                   | 145,819.46   |
| Library and Education Facilities                  |  |   |  | Surplus Dec. 31, 1969                      | 561,855.45   |
| Conservation and Recreation                       |  |   |  | Total                                      | 839,637.55   |
| Other Expenditures                                |  |   |  |  |              |
| <b>DEFERRED CHARGES</b>                           |  |   |  |  |              |
| SCHOOL, COUNTY, SPECIAL DISTRICT TAXES            |  |   |  |  |              |
| RESERVE FOR UNCOLLECTED TAXES                     |  |   |  |  |              |
| <b>EXPENDITURES TOTAL 5,437,479.07</b>            |  |   |  |  |              |

**1336**  
Population 1960 **7,313**  
Population 1969 **8,440**  
**Moody Rating**  
Land Area **16.21** Sq. Miles

## NEW SHREWSBURY BORO - MONMOUTH COUNTY

|   |            |                             |      |
|---|------------|-----------------------------|------|
| Net Valuation Taxable                                   | 41,468,823 |                             |      |
| State Equalized Value                                   | 48,484,535 | General Tax Rate Per \$100. | 4.94 |
| Net Valuation on Which County Taxes<br>are apportioned: | 48,604,892 | State Equalized             |      |
| State Equalization Ratio                                | .8553      | General Tax Rate:           | 4.22 |

|                        |               |
|------------------------|---------------|
| <b>PER CAPITA:</b>     |               |
| Gross Debt             | <b>220.71</b> |
| Net Debt               | <b>6.67</b>   |
| Debt Service           |               |
| Total Tax Levy         | <b>241.10</b> |
| Municipal Expenditures | <b>106.54</b> |

|   |       |
|---|-------|
| PER CENT:                                 |       |
| Gross Debt                                | 4.23  |
| Net Debt                                  | .13   |
| Tax Levy Collected                        | 94.71 |
| Tax Levy Cancelled, Abated<br>or Adjusted |       |

| 1969 EXPENDITURES                      |              | 1969 REVENUES                              |             |              |               | 1969 PROPERTY TAX                  |  |
|--|--------------|--|-------------|--------------|---------------|------------------------------------|--|
| GENERAL GOVERNMENT                     |              | 1969 — Property Taxes Collected            |             | 1,927,313.70 |               | STATE EQUALIZED TAX RATE           |  |
| Governing Body & Public Boards         |              | 1969 Payments in Lieu of Taxes             |             |              |               | Local District School Taxes        | 1.43 693,653.06                            |
| Municipal Clerk                        |              | Delinquent Tax & Lien Collections          |             | 73,536.45    |               | Regional & Consolidated School Tax | 1.53 742,312.10                            |
| Financial Administration               | 26,250.00    | Business Personalty Replacement Taxes      |             | 76,239.00    |               | School Taxes in Municipal Budget   |  |
| Assessment of Taxes                    | 39,619.20    | Taxes from Public Utilities                |             | 106,895.74   |               | County Taxes                       | .60 291,032.34                             |
| Collection of Taxes                    | 23,600.00    | Other Miscellaneous Tax Revenues           |             |              |               | County Library Taxes               | .02 10,887.61                              |
| Planning, Housing & Development        | 5,800.00     | State Aid Revenues                         |             | 190,525.60   |               | Local Municipal Purpose Taxes      | .56 272,438.25                             |
| Human Resources                        |              | Federal Aid Revenues                       |             |              |               | Veteran & Senior Citizen Taxes     | .08 39,880.00                              |
| Elections                              |              | Sale of Acquired Property                  |             |              |               | Total Taxes for Rate Computation   | 4.22 2,050,203.36                          |
| General Administration (other)         | 53,166.94    | Other Miscellaneous Revenues               |             | 56,991.26    |               | Special District Taxes             |  |
| JUDICIARY                              |              | 1969 Revenues                              |             | Total        | 2,431,501.75  | Bank Stock Taxes                   | 1,369.73                                   |
| Municipal Courts                       | 9,726.66     | Prior Years Surplus Appropriated           |             |              | 150,000.00    | Added and Omitted Taxes            | 23,206.39                                  |
| PUBLIC SAFETY                          |              | REVENUES                                   |             | TOTAL        | 2,581,501.75  | Total Taxes Levied - ABSTRACT      | 2,034,899.48                               |
| Fire Protection                        | 28,550.00    | 1969 REAL PROPERTY VALUATIONS              |             |              |               | TOTAL TAXES BILLED                 |  |
| Police Protection                      | 112,065.00   | Code                                       | Class       | # of Parcels | %VAL'N        | ASSESSED VALUATION                 | 1969 TAXES COLLECTED                       |
| Civil Defense & Disaster Control       |              | 1  | Vacant Land | 623          | 5.63          | 2,309,800.00                       | 1969 Taxes Cancelled, Abated or Adjusted   |
| Environmental Inspection & Control     | 3,200.00     | 2  | Residential | 1691         | 74.23         | 30,454,050.00                      | Transfer to Tax Title Liens or Foreclosed  |
| Other Public Safety                    |              | 3  | Farm        | 70           | 2.02          | 828,800.00                         | Balance Outstanding Dec. 31, 1969          |
| PUBLIC WORKS                           |              | 4a   | Commercial  | 86           | 12.91         | 5,295,550.00                       |  |
| Streets and Drainage                   | 56,200.00    | 4b   | Industrial  | 28           | 5.22          | 2,139,700.00                       | PRIOR YEARS TAXES OUTSTANDING              |
| Sewers and Sewage Processing           | 140,000.00   | 4c   | Apartments  |              |               |                                    | Balance January 1, 1969                    |
| Garbage and Trash Disposal             | 50,566.00    | Total                                      | 2498        | 100.01       | 41,027,900.00 |                                    | Collected in 1969                          |
| Public Buildings and Grounds           | 11,300.00    | CAPITAL DEBT AUTHORIZED, DECEMBER 31, 1969 |             |              |               |                                    | Cancelled, Abated or Adjusted (1969)       |
| Other Public Works                     |              | ISSUED AND UNISSUED                        |             | GROSS DEBT   | NET DEBT      |                                    | Transfers to Tax Title Liens or Foreclosed |
| HEALTH AND WELFARE                     |              | School                                     |             | 1,806,479    |               |                                    | Balance December 31, 1969                  |
| Health Services Except Environmental   | 9,100.00     | Self-liquidating                           |             |              |               |                                    | TAX TITLE LIENS OUTSTANDING                |
| Welfare-Public Assistance              | 1,940.00     | Other                                      |             | 56,305       | 56,305        |                                    | Balance January 1, 1969                    |
| Hospitals, Clinics, First Aid          | 900.00       | Total                                      |             | 1,862,784    | 56,305        |                                    | Transfers From Taxes                       |
| Animal, Insect, & Rodent Control       |              | ISSUED AND OUTSTANDING                     |             |              |               |                                    | Redeemed in 1969                           |
| Other Welfare Services                 |              | School                                     |             |              | 1,806,110.79  |                                    | Cancelled, Abated or Adjusted (1969)       |
| RECREATION and CONSERVATION            |              | Self-Liquidating                           |             |              |               |                                    | Transfers to Foreclosed Property           |
| Beaches and Boardwalks                 |              | Other                                      |             |              |               |                                    | Balance December 31, 1969                  |
| Parks, Playgrounds, Shade Trees        | 15,500.00    | Total                                      |             |              | 1,806,110.79  |                                    | PROPERTY ACQUIRED BY DEED OR               |
| Land Reclamation & Conservation        |              | EQUALIZED VALUATION BASIS                  |             |              |               |                                    | FORECLOSURE                                |
| Other Recreational Services            |              | FOR NET DEBT COMPUTATION                   |             |              |               | 44,054,363.33                      | Balance January 1, 1969                    |
| EDUCATION (excluding schools)          |              | 1969 CAPITAL OUTLAY                        |             |              |               | TOTAL                              | 187,100.00                                 |
| Libraries                              | 7,000.00     | Beaches and Boardwalks                     |             |              |               | 65,338.55                          | Transfers From Taxes or Liens              |
| Other Educational Services             |              | Parks and Playgrounds                      |             |              |               |                                    | Sale for Cash (1969)                       |
| STATUTORY EXPENDITURES                 |              | Public Buildings and Grounds               |             |              |               |                                    | Cancelled, Abated or Adjusted (1969)       |
| Pensions & F.I.C.A.                    | 30,726.20    | Vehicular Equipment                        |             |              |               | 9,820.00                           | Balance December 31, 1969                  |
| Employee Fringe Benefits               | 7,800.00     | Streets, Roads, Sidewalks, Storm Sewers    |             |              |               | 43,000.00                          |  |
| Other Statutory Expenditures           |              | Sewer System                               |             |              |               |                                    | CURRENT FINANCES DECEMBER 31, 1969         |
| MUNICIPAL FUNCTIONS                    | 633,010.00   | Water Service                              |             |              |               |                                    | ASSETS                                     |
| CAPITAL IMPROVEMENTS                   | 96,300.00    | Other Utilities                            |             |              |               |                                    | Cash Dec. 31, 1969                         |
| DEBT SERVICE                           |              | Hospitals and Clinics                      |             |              |               |                                    | Taxes Receivable                           |
| Principal Payments                     |              | Garbage and Trash Disposal Facilities      |             |              |               |                                    | Tax Title Liens                            |
| Interest Payments                      |              | Health Equipment                           |             |              |               |                                    | Foreclosed Property                        |
| DEFERRED CHARGES                       | 11,101.95    | Library and Education Facilities           |             |              |               |                                    | Emergencies & Other Deferred Charges       |
| SCHOOL, COUNTY, SPECIAL DISTRICT TAXES | 1,737,885.11 | Conservation and Recreation                |             |              |               |                                    | State Aid Receivable                       |
| RESERVE FOR UNCOLLECTED TAXES          | 158,760.63   | Other Expenditures                         |             |              |               | 11,584.80                          | Other Receivables                          |
| EXPENDITURES                           | TOTAL        | 2,637,057.69                               |             |              |               |                                    | Total                                      |
|  |              |  |             |              |               |                                    | LIABILITIES                                |
|  |              |  |             |              |               |                                    | Cash Liabilities                           |
|  |              |  |             |              |               |                                    | Reserves for Receivables                   |
|  |              |  |             |              |               |                                    | Surplus Dec. 31, 1969                      |
|  |              |  |             |              |               |                                    | Total                                      |

|   |       |
|---|-------|
| PER CENT:                                 |       |
| Gross Debt                                | 4.91  |
| Net Debt                                  | .57   |
| Tax Levy Collected                        | 91.81 |
| Tax Levy Cancelled, Abated<br>or Adjusted |       |

| 1969 EXPENDITURES                      |              | 1969 REVENUES                                     |  | 1969 PROPERTY TAX                          |  |
|--|--------------|---|--|--|--|
| GENERAL GOVERNMENT                     |              | 1969 — Property Taxes Collected                   |  | STATE EQUALIZED TAX RATE                   |  |
| Governing Body & Public Boards         |              | 1,553,635.44                                      |  | Local District School Taxes 2.80           |  |
| Municipal Clerk                        |              |   |  | Regional & Consolidated School Tax         |  |
| Financial Administration               | 9,901.52     | Delinquent Tax & Lien Collections                 |  | School Taxes in Municipal Budget           |  |
| Assessment of Taxes                    | 4,800.00     | Business Personalty Replacement Taxes             |  | County Taxes .75                           |  |
| Collection of Taxes                    | 8,816.48     | Taxes from Public Utilities                       |  | County Library Taxes .03                   |  |
| Planning, Housing & Development        | 3,718.00     | Other Miscellaneous Tax Revenues                  |  | Local Municipal Purpose Taxes .42          |  |
| Human Resources                        | 2,750.00     | State Aid Revenues                                |  | Veteran & Senior Citizen Taxes .09         |  |
| Elections                              | 2,032.00     | Federal Aid Revenues                              |  | Total Taxes for Rate Computation 4.09      |  |
| General Administration (other)         | 65,318.01    | Sale of Acquired Property                         |  | Special District Taxes                     |  |
| JUDICIARY                              |              | Other Miscellaneous Revenues                      |  | Bank Stock Taxes                           |  |
| Municipal Courts                       | 5,927.72     | 1969 Revenues                                     |  | Added and Omitted Taxes                    |  |
| PUBLIC SAFETY                          |              | Prior Years Surplus Appropriated                  |  | Total Taxes Levied - ABSTRACT              |  |
| Fire Protection                        | 12,452.00    | REVENUES  |  | TOTAL TAXES BILLED                         |  |
| Police Protection                      | 128,893.69   | TOTAL   |  | 1969 TAXES COLLECTED                       |  |
| Civil Defense & Disaster Control       | 580.00       | 1969 REAL PROPERTY VALUATIONS                     |  | 1969 Taxes Cancelled, Abated or Adjusted   |  |
| Environmental Inspection & Control     | 5,400.00     | Code Class # of Parcels %VAL'N ASSESSED VALUATION |  | Transfer to Tax Title Liens or Foreclosed  |  |
| Other Public Safety                    |              | 1 Vacant Land 267 2.19 828,690.00                 |  | Balance Outstanding Dec. 31, 1969          |  |
| PUBLIC WORKS                           |              | 2 Residential 1650 62.95 23,864,720.00            |  | PRIOR YEARS TAXES OUTSTANDING              |  |
| Streets and Drainage                   | 93,349.02    | 3 Farm 3 .40 153,330.00                           |  | Balance January 1, 1969                    |  |
| Sewers and Sewage Processing           |              | 4a Commercial 231 24.30 9,211,970.00              |  | Collected in 1969                          |  |
| Garbage and Trash Disposal             | 11,928.61    | 4b Industrial 11 4.94 1,873,210.00                |  | Cancelled, Abated or Adjusted (1969)       |  |
| Public Buildings and Grounds           | 15,057.90    | 4c Apartments 14 5.23 1,981,120.00                |  | Transfers to Tax Title Liens or Foreclosed |  |
| Other Public Works                     |              | Total 2176 100.01 37,913,040.00                   |  | Balance December 31, 1969                  |  |
| HEALTH and WELFARE                     |              | CAPITAL DEBT AUTHORIZED, DECEMBER 31, 1969        |  | TAX TITLE LIENS OUTSTANDING                |  |
| Health Services Except Environmental   | 5,452.60     | ISSUED AND UNISSUED GROSS DEBT NET DEBT           |  | Balance January 1, 1969                    |  |
| Welfare-Public Assistance              | 2,030.00     | School 823,000                                    |  | Transfers From Taxes                       |  |
| Hospitals, Clinics, First Aid          | 2,000.00     | Self-liquidating 854,395                          |  | Redeemed in 1969                           |  |
| Animal, Insect, & Rodent Control       | 2,122.10     | Other 261,273                                     |  | Cancelled, Abated or Adjusted (1969)       |  |
| Other Welfare Services                 |              | Total 1,938,668                                   |  | Transfers to Foreclosed Property           |  |
| RECREATION and CONSERVATION            |              | ISSUED AND OUTSTANDING                            |  | Balance December 31, 1969                  |  |
| Beaches and Boardwalks                 |              | School 823,000.00                                 |  | PROPERTY ACQUIRED BY DEED OR               |  |
| Parks, Playgrounds, Shade Trees        | 9,452.64     | Self-liquidating 644,000.00                       |  | FORECLOSURE                                |  |
| Land Reclamation & Conservation        |              | Other   |  | Balance January 1, 1969                    |  |
| Other Recreational Services            | 8,382.65     | Total 1,467,000.00                                |  | Transfers From Taxes or Liens              |  |
| EDUCATION (excluding schools)          |              | EQUALIZED VALUATION BASIS                         |  | Sale for Cash (1969)                       |  |
| Libraries                              | 5,250.00     | FOR NET DEBT COMPUTATION                          |  | Cancelled, Abated or Adjusted (1969)       |  |
| Other Educational Services             |              | TOTAL   |  | Balance December 31, 1969                  |  |
| STATUTORY EXPENDITURES                 |              | 1969 CAPITAL OUTLAY                               |  | CURRENT FINANCES DECEMBER 31, 1969         |  |
| Pensions & F.I.C.A.                    | 31,955.00    | Beaches and Boardwalks                            |  | ASSETS                                     |  |
| Employee Fringe Benefits               | 16,236.00    | Parks and Playgrounds                             |  | Cash Dec. 31, 1969                         |  |
| Other Statutory Expenditures           |              | Public Buildings and Grounds                      |  | Taxes Receivable                           |  |
| MUNICIPAL FUNCTIONS                    | 453,805.94   | Vehicular Equipment                               |  | Tax Title Liens                            |  |
| CAPITAL IMPROVEMENTS                   | 12,600.00    | Streets, Roads, Sidewalks, Storm Sewers           |  | Foreclosed Property                        |  |
| DEBT SERVICE                           |              | Sewer System                                      |  | Emergencies & Other Deferred Charges       |  |
| Principal Payments                     | 5,000.00     | Water Service                                     |  | State Aid Receivable                       |  |
| Interest Payments                      | 337.50       | Other Utilities                                   |  | Other Receivables                          |  |
| DEFERRED CHARGES                       | 45,324.20    | Hospitals and Clinics                             |  | Total                                      |  |
| SCHOOL, COUNTY, SPECIAL DISTRICT TAXES | 1,498,210.36 | Garbage and Trash Disposal Facilities             |  | LIABILITIES                                |  |
| RESERVE FOR UNCOLLECTED TAXES          | 176,000.00   | Health Equipment                                  |  | Cash Liabilities                           |  |
| EXPENDITURES                           |              | Library and Education Facilities                  |  | Reserves for Receivables                   |  |
| TOTAL                                  | 2,191,278.00 | Conservation and Recreation                       |  | Surplus Dec. 31, 1969                      |  |
|  |              | Other Expenditures                                |  | Total                                      |  |



0239  
Population 1960 17,477  
Population 1969 19,400  
  
Moody Rating  
Land Area 2.50 Sq. Miles

NORTH ARLINGTON BORO - BERGEN COUNTY  
Net Valuation Taxable 92,246,831  
State Equalized Value 125,301,318  
Net Valuation on Which County Taxes are apportioned: 127,624,772  
State Equalization Ratio .7362  
  
General Tax Rate Per \$100. 3.61  
  
State Equalized General Tax Rate: 2.65

PER CAPITA:  
Gross Debt 91.52  
Net Debt 47.02  
Debt Service 5.61  
Total Tax Levy 167.06  
Municipal Expenditures 84.63

PER CENT:  
Gross Debt 1.46  
Net Debt .75  
Tax Levy Collected 96.56  
Tax Levy Cancelled, Abated or Adjusted 2.76

| 1969 EXPENDITURES                      |                     | 1969 REVENUES                         |                           | 1969 PROPERTY TAX                               |              |
|--|---------------------|---------------------------------------|---------------------------|---|--------------|
| <b>GENERAL GOVERNMENT</b>              |                     | 1969 — Property Taxes Collected       |                           | <b>STATE EQUALIZED TAX RATE</b>                 |              |
| Governing Body & Public Boards         |                     | 1969 Payments in Lieu of Taxes        | 3,139,356.23              | Local District School Taxes                     | 1.39         |
| Municipal Clerk                        |                     | Delinquent Tax & Lien Collections     | 33,931.96                 | Regional & Consolidated School Tax              |              |
| Financial Administration               | 41,150.00           | Business Personalty Replacement Taxes | 114,024.00                | School Taxes in Municipal Budget                |              |
| Assessment of Taxes                    | 51,800.00           | Taxes from Public Utilities           | 175,300.49                | County Taxes                                    | .42          |
| Collection of Taxes                    | 32,000.00           | Other Miscellaneous Tax Revenues      |                           | County Library Taxes                            |              |
| Planning, Housing & Development        | 11,280.00           | State Aid Revenues                    | 99,827.78                 | Local Municipal Purpose Taxes                   | .77          |
| Human Resources                        |                     | Federal Aid Revenues                  |                           | Veteran & Senior Citizen Taxes                  | .07          |
| Elections                              | 2,950.00            | Sale of Acquired Property             |                           | Total Taxes for Rate Computation                | 2.65         |
| General Administration (other)         | 65,100.00           | Other Miscellaneous Revenues          | 101,892.62                | Special District Taxes                          |              |
| <b>JUDICIARY</b>                       |                     | 1969 Revenues                         | 3,664,333.08              | Bank Stock Taxes                                | 3,370.38     |
| Municipal Courts                       | 12,275.00           | Prior Years Surplus Appropriated      | 160,000.00                | Added and Omitted Taxes                         | 7,514.22     |
| <b>PUBLIC SAFETY</b>                   |                     | <b>REVENUES</b>                       | <b>TOTAL</b> 3,824,333.08 | Total Taxes Levied - ABSTRACT                   | 3,241,053.02 |
| Fire Protection                        | 64,500.00           |                                       |                           | <b>TOTAL TAXES BILLED</b>                       | 3,251,134.61 |
| Police Protection                      | 372,750.00          |                                       |                           | 1969 TAXES COLLECTED                            | 3,139,356.23 |
| Civil Defense & Disaster Control       | 3,000.00            |                                       |                           | 1969 Taxes Cancelled, Abated or Adjusted        | 89,661.05    |
| Environmental Inspection & Control     | 2,250.00            |                                       |                           | Transfer to Tax Title Liens or Foreclosed       | 108.30       |
| Other Public Safety                    |                     |                                       |                           | Balance Outstanding Dec. 31, 1969               | 22,009.03    |
| <b>PUBLIC WORKS</b>                    |                     |                                       |                           | <b>PRIOR YEARS TAXES OUTSTANDING</b>            |              |
| Streets and Drainage                   | 193,400.00          |                                       |                           | Balance January 1, 1969                         | 28,129.27    |
| Sewers and Sewage Processing           | 38,000.00           |                                       |                           | Collected in 1969                               | 27,441.87    |
| Garbage and Trash Disposal             | 173,833.34          |                                       |                           | Cancelled, Abated or Adjusted (1969)            | 687.40       |
| Public Buildings and Grounds           | 30,000.00           |                                       |                           | Transfers to Tax Title Liens or Foreclosed      |              |
| Other Public Works                     |                     |                                       |                           | Balance December 31, 1969                       |              |
| <b>HEALTH and WELFARE</b>              |                     |                                       |                           | <b>TAX TITLE LIENS OUTSTANDING</b>              |              |
| Health Services Except Environmental   | 74,896.14           |                                       |                           | Balance January 1, 1969                         | 11,131.70    |
| Welfare-Public Assistance              | 3,500.00            |                                       |                           | Transfers From Taxes                            | 108.30       |
| Hospitals, Clinics, First Aid          | 2,000.00            |                                       |                           | Redeemed in 1969                                | 6,490.09     |
| Animal, Insect, & Rodent Control       | 1,800.00            |                                       |                           | Cancelled, Abated or Adjusted (1969)            |              |
| Other Welfare Services                 |                     |                                       |                           | Transfers to Foreclosed Property                |              |
| <b>RECREATION and CONSERVATION</b>     |                     |                                       |                           | Balance December 31, 1969                       | 4,749.91     |
| Beaches and Boardwalks                 |                     |                                       |                           | <b>PROPERTY ACQUIRED BY DEED OR FORECLOSURE</b> |              |
| Parks, Playgrounds, Shade Trees        | 53,725.00           |                                       |                           | Balance January 1, 1969                         | 24,065.00    |
| Land Reclamation & Conservation        |                     |                                       |                           | Transfers From Taxes or Liens                   |              |
| Other Recreational Services            | 6,500.00            |                                       |                           | Sale for Cash (1969)                            |              |
| <b>EDUCATION (excluding schools)</b>   |                     |                                       |                           | Cancelled, Abated or Adjusted (1969)            |              |
| Libraries                              | 31,700.00           |                                       |                           | Balance December 31, 1969                       | 24,065.00    |
| Other Educational Services             |                     |                                       |                           | <b>CURRENT FINANCES DECEMBER 31, 1969</b>       |              |
| <b>STATUTORY EXPENDITURES</b>          |                     |                                       |                           | <b>ASSETS</b>                                   |              |
| Pensions & F.I.C.A.                    | 79,100.00           |                                       |                           | Cash Dec. 31, 1969                              | 566,970.66   |
| Employee Fringe Benefits               | 16,700.00           |                                       |                           | Taxes Receivable                                | 22,009.03    |
| Other Statutory Expenditures           |                     |                                       |                           | Tax Title Liens                                 | 4,749.91     |
| <b>MUNICIPAL FUNCTIONS</b>             |                     |                                       |                           | Foreclosed Property                             | 24,065.00    |
| <b>CAPITAL IMPROVEMENTS</b>            |                     |                                       |                           | Emergencies & Other Deferred Charges            | 57,233.33    |
| <b>DEBT SERVICE</b>                    |                     |                                       |                           | State Aid Receivable                            | 18,930.57    |
| Principal Payments                     | 85,000.00           |                                       |                           | Other Receivables                               | 1,447.99     |
| Interest Payments                      | 23,911.50           |                                       |                           | Total   | 695,406.49   |
| <b>DEFERRED CHARGES</b>                |                     |                                       |                           | <b>LIABILITIES</b>                              |              |
| SCHOOL, COUNTY, SPECIAL DISTRICT TAXES | 4,000.00            |                                       |                           | Cash Liabilities                                | 314,796.99   |
| RESERVE FOR UNCOLLECTED TAXES          | 2,265,903.41        |                                       |                           | Reserves for Receivables                        | 52,271.93    |
|  | 116,333.40          |                                       |                           | Surplus Dec. 31, 1969                           | 328,337.57   |
| <b>EXPENDITURES</b>                    |                     |                                       |                           | Total   | 695,406.49   |
| <b>TOTAL</b>                           | <b>3,907,691.12</b> |                                       |                           |   |              |

0908  
 Population 1960 42,387  
 Population 1969 43,900  
 Moody Rating BAA  
 Land Area 5.10 Sq Miles

NORTH BERGEN TWP - HUDSON COUNTY  
 Net Valuation Taxable 273,115,013  
 State Equalized Value 331,168,925 General Tax Rate Per \$100. 4.52  
 Net Valuation on Which County Taxes are apportioned: 325,749,759 State Equalized  
 State Equalization Ratio .8247 General Tax Rate: 3.72

PER CAPITA:  
 Gross Debt 382.67  
 Net Debt 248.94  
 Debt Service 33.02  
 Total Tax Levy 280.66  
 Municipal Expenditures 178.85

PER CENT:  
 Gross Debt 5.28  
 Net Debt 3.44  
 Tax Levy Collected 94.99  
 Tax Levy Cancelled, Abated or Adjusted 1.34

| 1969 EXPENDITURES                      |               | 1969 REVENUES                                     |                | 1969 PROPERTY TAX                          |                    |
|--|---------------|---|----------------|--|--------------------|
| GENERAL GOVERNMENT                     |               | 1969 — Property Taxes Collected                   |                | STATE EQUALIZED TAX RATE                   |                    |
| Governing Body & Public Boards         |               |   | 11,705,469.19  | Local District School Taxes                | 1.15 3,799,335.00  |
| Municipal Clerk                        | 21,000.00     | 1969 Payments in Lieu of Taxes                    | 45,732.18      | Regional & Consolidated School Tax         |                    |
| Financial Administration               | 177,000.00    | Delinquent Tax & Lien Collections                 | 724,991.81     | School Taxes in Municipal Budget           | .14 458,255.00     |
| Assessment of Taxes                    | 46,700.00     | Business Personalty Replacement Taxes             | 602,413.00     | County Taxes                               | 1.09 3,604,873.86  |
| Collection of Taxes                    | 56,300.00     | Taxes from Public Utilities                       | 641,959.17     | County Library Taxes                       |                    |
| Planning, Housing & Development        | 9,950.00      | Other Miscellaneous Tax Revenues                  |                | Local Municipal Purpose Taxes              | 1.30 4,291,763.40  |
| Human Resources                        | 5,000.00      | State Aid Revenues                                | 387,448.01     | Veteran & Senior Citizen Taxes             | .05 180,290.00     |
| Elections                              | 48,400.00     | Federal Aid Revenues                              |                | Total Taxes for Rate Computation           | 3.73 12,334,517.26 |
| General Administration (other)         | 235,125.00    | Sale of Acquired Property                         | 17,803.75      | Special District Taxes                     |                    |
| JUDICIARY                              |               | Other Miscellaneous Revenues                      | 316,721.26     | Bank Stock Taxes                           | 10,609.70          |
| Municipal Courts                       | 23,100.00     | 1969 Revenues                                     | 14,442,538.37  | Added and Omitted Taxes                    | 156,180.01         |
| PUBLIC SAFETY                          |               | Prior Years Surplus Appropriated                  | 650,000.00     | Total Taxes Levied - ABSTRACT              | 12,321,016.97      |
| Fire Protection                        | 1,040,250.00  | REVENUES  | 15,092,538.37  | TOTAL TAXES BILLED                         | 12,323,140.70      |
| Police Protection                      | 1,275,122.00  |   |                | 1969 TAXES COLLECTED                       | 11,705,469.19      |
| Civil Defense & Disaster Control       | 2,000.00      | 1969 REAL PROPERTY VALUATIONS                     |                | 1969 Taxes Cancelled, Abated or Adjusted   | 165,196.44         |
| Environmental Inspection & Control     | 32,625.00     | Code Class # of Parcels %VAL'N ASSESSED VALUATION |                | Transfer to Tax Title Liens or Foreclosed  | 12,897.34          |
| Other Public Safety                    |               | 1 Vacant Land 669 4.46 12,011,440.00              |                | Balance Outstanding Dec. 31, 1969          | 439,577.73         |
| PUBLIC WORKS                           |               | 2 Residential 6510 43.67 117,589,650.00           |                | PRIOR YEARS TAXES OUTSTANDING              |                    |
| Streets and Drainage                   | 543,250.00    | 3 Farm  |                | Balance January 1, 1969                    | 862,156.83         |
| Sewers and Sewage Processing           |               | 4a Commercial 615 12.07 32,505,800.00             |                | Collected in 1969                          | 719,529.22         |
| Garbage and Trash Disposal             | 446,204.00    | 4b Industrial 264 24.29 65,405,880.00             |                | Cancelled, Abated or Adjusted (1969)       | 105,317.27         |
| Public Buildings and Grounds           | 46,850.00     | 4c Apartments 218 15.51 41,762,500.00             |                | Transfers to Tax Title Liens or Foreclosed | 2,518.74           |
| Other Public Works                     |               | Total 8276 100.00 269,275,270.00                  |                | Balance December 31, 1969                  | 34,791.60          |
| HEALTH and WELFARE                     |               | CAPITAL DEBT AUTHORIZED, DECEMBER 31, 1969        |                | TAX TITLE LIENS OUTSTANDING                |                    |
| Health Services Except Environmental   | 84,895.00     | ISSUED AND UNISSUED GROSS DEBT NET DEBT           |                | Balance January 1, 1969                    | 44,685.18          |
| Welfare-Public Assistance              | 205,800.00    | School 5,202,000                                  |                | Transfers From Taxes                       | 15,708.62          |
| Hospitals, Clinics, First Aid          |               | Self-liquidating 612,500                          |                | Redeemed in 1969                           | 5,462.59           |
| Animal, Insect, & Rodent Control       | 8,250.00      | Other 10,984,550                                  |                | Cancelled, Abated or Adjusted (1969)       |                    |
| Other Welfare Services                 | 13,900.00     | Total 16,799,050                                  |                | Transfers to Foreclosed Property           |                    |
| RECREATION and CONSERVATION            |               | ISSUED AND OUTSTANDING                            |                | Balance December 31, 1969                  | 54,931.21          |
| Beaches and Boardwalks                 |               | School 5,202,000.00                               |                | PROPERTY ACQUIRED BY DEED OR               |                    |
| Parks, Playgrounds, Shade Trees        | 206,581.00    | Self-Liquidating 612,000.00                       |                | FORECLOSURE                                |                    |
| Land Reclamation & Conservation        |               | Other 10,898,000.00                               |                | Balance January 1, 1969                    | 595,404.00         |
| Other Recreational Services            | 10,594.00     | Total 16,712,000.00                               |                | Transfers From Taxes or Liens              |                    |
| EDUCATION (excluding schools)          |               | EQUALIZED VALUATION BASIS                         |                | Sale for Cash (1969)                       | 62,750.00          |
| Libraries                              | 85,000.00     | FOR NET DEBT COMPUTATION                          | 318,021,646.67 | Cancelled, Abated or Adjusted (1969)       |                    |
| Other Educational Services             |               | 1969 CAPITAL OUTLAY                               | 912,710.50     | Balance December 31, 1969                  | 532,654.00         |
| STATUTORY EXPENDITURES                 |               | Beaches and Boardwalks                            |                | CURRENT FINANCES DECEMBER 31, 1969         |                    |
| Pensions & F.I.C.A.                    | 517,935.00    | Parks and Playgrounds                             | 36,969.37      | ASSETS                                     |                    |
| Employee Fringe Benefits               |               | Public Buildings and Grounds                      |                | Cash Dec. 31, 1969                         | 1,685,243.55       |
| Other Statutory Expenditures           |               | Vehicular Equipment                               | 40,106.75      | Taxes Receivable                           | 474,369.33         |
| MUNICIPAL FUNCTIONS                    |               | Streets, Roads, Sidewalks, Storm Sewers           | 22,000.00      | Tax Title Liens                            | 54,931.21          |
| CAPITAL IMPROVEMENTS                   | 22,000.00     | Sewer System                                      | 796,973.87     | Foreclosed Property                        | 532,654.00         |
| DEBT SERVICE                           |               | Water Service                                     |                | Emergencies & Other Deferred Charges       | 52,600.00          |
| Principal Payments                     | 770,000.00    | Other Utilities                                   |                | State Aid Receivable                       | 193,868.98         |
| Interest Payments                      | 679,367.00    | Hospitals and Clinics                             |                | Other Receivables                          | 69,192.53          |
| TYPE I SCHL DEBT *MEMO                 | 519,381.00    | Garbage and Trash Disposal Facilities             |                | Total                                      | 3,062,859.60       |
| DEFERRED CHARGES                       | 134,345.42    | Health Equipment                                  |                | LIABILITIES                                |                    |
| SCHOOL, COUNTY, SPECIAL DISTRICT TAXES | 7,862,463.86  | Library and Education Facilities                  | 16,660.51      | Cash Liabilities                           | 795,773.90         |
| RESERVE FOR UNCOLLECTED TAXES          | 1,103,945.69  | Conservation and Recreation                       |                | Reserves for Receivables                   | 1,131,147.07       |
| EXPENDITURES                           |               | Other Expenditures                                |                | Surplus Dec. 31, 1969                      | 1,135,938.63       |
| TOTAL                                  | 15,713,952.97 |   |                | Total                                      | 3,062,859.60       |

1215  
Population 1960 10,099  
Population 1969 17,190  
S & P Rating A  
Moody Rating A  
Land Area 11.30 Sq. Miles

NORTH BRUNSWICK TWP - MIDDLESEX COUNTY  
Net Valuation Taxable 85,398,130  
State Equalized Value 183,415,227  
Net Valuation on Which County Taxes are apportioned: 231,404,317  
State Equalization Ratio .4656  
General Tax Rate Per \$100. 5.52  
State Equalized General Tax Rate: 2.57

PER CAPITA:  
Gross Debt 428.13  
Net Debt 187.23  
Debt Service 11.44  
Total Tax Levy 278.78  
Municipal Expenditures 126.17

PER CENT:  
Gross Debt 4.36  
Net Debt 1.91  
Tax Levy Collected 97.82  
Tax Levy Cancelled, Abated or Adjusted .09

| 1969 EXPENDITURES                             |                     | 1969 REVENUES                                |                     | 1969 PROPERTY TAX                          |                     |
|---|---------------------|--|---------------------|--|---------------------|
| <b>GENERAL GOVERNMENT</b>                     |                     | 1969 — Property Taxes Collected 4,687,621.85 |                     | <b>STATE EQUALIZED TAX RATE 1.81</b>       |                     |
| Governing Body & Public Boards                |                     | 1969 Payments in Lieu of Taxes               |                     | Local District School Taxes                | 3,311,904.00        |
| Municipal Clerk                               |                     | Delinquent Tax & Lien Collections            | 72,157.96           | Regional & Consolidated School Tax         |                     |
| Financial Administration                      | 96,910.00           | Business Personalty Replacement Taxes        | 822,033.00          | School Taxes in Municipal Budget           |                     |
| Assessment of Taxes                           | 67,440.00           | Taxes from Public Utilities                  | 456,672.96          | County Taxes                               | .65 1,198,689.22    |
| Collection of Taxes                           | 20,150.00           | Other Miscellaneous Tax Revenues             |                     | County Library Taxes                       |                     |
| Planning, Housing & Development               | 32,350.00           | State Aid Revenues                           | 51,992.67           | Local Municipal Purpose Taxes              | .06 110,979.02      |
| Human Resources                               |                     | Federal Aid Revenues                         |                     | Veteran & Senior Citizen Taxes             | .05 85,030.00       |
| Elections                                     | 3,700.00            | Sale of Acquired Property                    | 500.00              | Total Taxes for Rate Computation           | 2.57 4,706,602.24   |
| General Administration (other)                | 60,450.00           | Other Miscellaneous Revenues                 | 132,989.60          | Special District Taxes                     |                     |
| <b>JUDICIARY</b>                              |                     | 1969 Revenues Total                          | 6,223,968.04        | Bank Stock Taxes                           | 11,010.28           |
| Municipal Courts                              | 13,600.00           | Prior Years Surplus Appropriated             | 500,000.00          | Added and Omitted Taxes                    | 159,577.54          |
| <b>PUBLIC SAFETY</b>                          |                     | <b>REVENUES TOTAL</b>                        | <b>6,723,968.04</b> | Total Taxes Levied - ABSTRACT              | 4,792,160.06        |
| Fire Protection                               | 31,000.00           |  |                     | <b>TOTAL TAXES BILLED</b>                  | <b>4,792,160.06</b> |
| Police Protection                             | 281,465.00          |  |                     | 1969 TAXES COLLECTED                       | 4,687,621.85        |
| Civil Defense & Disaster Control              | 4,250.00            |  |                     | 1969 Taxes Cancelled, Abated or Adjusted   | 4,377.36            |
| Environmental Inspection & Control            | 9,650.00            |  |                     | Transfer to Tax Title Liens or Foreclosed  | 6,758.64            |
| Other Public Safety                           |                     |  |                     | Balance Outstanding Dec. 31, 1969          | 93,402.21           |
| <b>PUBLIC WORKS</b>                           |                     |  |                     | <b>PRIOR YEARS TAXES OUTSTANDING</b>       |                     |
| Streets and Drainage                          | 279,750.00          |  |                     | Balance January 1, 1969                    | 76,517.90           |
| Sewers and Sewage Processing                  |                     |  |                     | Collected in 1969                          | 71,047.41           |
| Garbage and Trash Disposal                    | 148,300.00          |  |                     | Cancelled, Abated or Adjusted (1969)       | 265.29              |
| Public Buildings and Grounds                  | 37,800.00           |  |                     | Transfers to Tax Title Liens or Foreclosed | 1,480.99            |
| Other Public Works                            | 5,500.00            |  |                     | Balance December 31, 1969                  | 3,724.21            |
| <b>HEALTH and WELFARE</b>                     |                     |  |                     | <b>TAX TITLE LIENS OUTSTANDING</b>         |                     |
| Health Services Except Environmental          | 5,700.00            |  |                     | Balance January 1, 1969                    | 11,058.17           |
| Welfare-Public Assistance                     | 8,800.00            |  |                     | Transfers From Taxes                       | 8,389.08            |
| Hospitals, Clinics, First Aid                 | 1,500.00            |  |                     | Redeemed in 1969                           | 1,110.55            |
| Animal, Insect, & Rodent Control              | 2,600.00            |  |                     | Cancelled, Abated or Adjusted (1969)       |                     |
| Other Welfare Services                        | 400.00              |  |                     | Transfers to Foreclosed Property           |                     |
| <b>RECREATION and CONSERVATION</b>            |                     |  |                     | Balance December 31, 1969                  | 18,336.70           |
| Beaches and Boardwalks                        |                     |  |                     | <b>PROPERTY ACQUIRED BY DEED OR</b>        |                     |
| Parks, Playgrounds, Shade Trees               | 55,000.00           |  |                     | <b>FORECLOSURE</b>                         |                     |
| Land Reclamation & Conservation               |                     |  |                     | Balance January 1, 1969                    | 53,784.25           |
| Other Recreational Services                   |                     |  |                     | Transfers From Taxes or Liens              |                     |
| <b>EDUCATION (excluding schools)</b>          |                     |  |                     | Sale for Cash (1969)                       | 2,000.00            |
| Libraries                                     | 37,000.00           |  |                     | Cancelled, Abated or Adjusted (1969)       |                     |
| Other Educational Services                    | 270,000.00          |  |                     | Balance December 31, 1969                  | 51,784.25           |
| <b>STATUTORY EXPENDITURES</b>                 |                     |  |                     | <b>CURRENT FINANCES DECEMBER 31, 1969</b>  |                     |
| Pensions & F.I.C.A.                           | 53,200.00           |  |                     | <b>ASSETS</b>                              |                     |
| Employee Fringe Benefits                      | 14,300.00           |  |                     | Cash Dec. 31, 1969                         | 472,859.79          |
| Other Statutory Expenditures                  |                     |  |                     | Taxes Receivable                           | 97,126.42           |
| <b>MUNICIPAL FUNCTIONS TOTAL</b>              | <b>1,540,415.00</b> |  |                     | Tax Title Liens                            | 18,336.70           |
| <b>CAPITAL IMPROVEMENTS</b>                   | <b>111,400.00</b>   |  |                     | Foreclosed Property                        | 51,784.25           |
| <b>DEBT SERVICE</b>                           |                     |  |                     | Emergencies & Other Deferred Charges       | 75,447.09           |
| Principal Payments                            | 139,000.00          |  |                     | State Aid Receivable                       | 46,571.03           |
| Interest Payments                             | 57,733.50           |  |                     | Other Receivables                          | 1,572.00            |
| <b>DEFERRED CHARGES</b>                       | <b>185,638.33</b>   |  |                     | Total                                      | 763,697.28          |
| <b>SCHOOL, COUNTY, SPECIAL DISTRICT TAXES</b> | <b>4,510,593.22</b> |  |                     | <b>LIABILITIES</b>                         |                     |
| <b>RESERVE FOR UNCOLLECTED TAXES</b>          | <b>134,669.68</b>   |  |                     | Cash Liabilities                           | 153,565.79          |
| <b>EXPENDITURES TOTAL</b>                     | <b>6,679,449.73</b> |  |                     | Reserves for Receivables                   | 168,819.37          |
|   |                     |  |                     | Surplus Dec. 31, 1969                      | 441,312.12          |
|   |                     |  |                     | Total                                      | 763,697.28          |

0715  
Population 1960 4,163  
Population 1969 5,460  
Moody Rating  
Land Area 2.90 Sq. Miles

NORTH CALDWELL BORO - ESSEX COUNTY  
Net Valuation Taxable 48,577,700  
State Equalized Value 53,684,580 General Tax Rate Per \$100. 4.85  
Net Valuation on Which County Taxes are apportioned: 52,806,767 State Equalized  
State Equalization Ratio .9151 General Tax Rate: 4.43

PER CAPITA:  
Gross Debt 889.30  
Net Debt 429.96  
Debt Service 5.60  
Total Tax Levy 436.92  
Municipal Expenditures 85.90

PER CENT:  
Gross Debt 10.01  
Net Debt 4.84  
Tax Levy Collected 97.99  
Tax Levy Cancelled, Abated or Adjusted .05

| 1969 EXPENDITURES                           |          | 1969 REVENUES                                |              | 1969 PROPERTY TAX                          |              |
|---|----------|--|--------------|--|--------------|
| GENERAL GOVERNMENT                          |          | 1969 — Property Taxes Collected 2,340,133.73 |              | STATE EQUALIZED TAX RATE                   |              |
| Governing Body & Public Boards              |          | 1969 Payments in Lieu of Taxes               |              | Local District School Taxes 1.31           | 693,228.51   |
| Municipal Clerk                             |          | Delinquent Tax & Lien Collections            | 29,378.75    | Regional & Consolidated School Tax 1.80    | 956,292.84   |
| Financial Administration 16,670.00          |          | Business Personality Replacement Taxes       | 15,367.00    | School Taxes in Municipal Budget           |              |
| Assessment of Taxes 4,900.00                |          | Taxes from Public Utilities                  | 78,958.46    | County Taxes 1.13                          | 599,732.63   |
| Collection of Taxes 22,300.00               |          | Other Miscellaneous Tax Revenues             |              | County Library Taxes                       |              |
| Planning, Housing & Development 1,600.00    |          | State Aid Revenues                           | 19,482.43    | Local Municipal Purpose Taxes .15          | 79,717.49    |
| Human Resources                             |          | Federal Aid Revenues                         |              | Veteran & Senior Citizen Taxes .05         | 24,510.00    |
| Elections 750.00                            |          | Sale of Acquired Property                    |              | Total Taxes for Rate Computation 4.44      | 2,353,481.47 |
| General Administration (other) 38,300.00    |          | Other Miscellaneous Revenues                 | 186,090.92   | Special District Taxes                     |              |
| JUDICIARY                                   |          | 1969 Revenues Total                          | 2,669,411.29 | Bank Stock Taxes                           |              |
| Municipal Courts 3,239.12                   |          | Prior Years Surplus Appropriated             | 129,000.00   | Added and Omitted Taxes                    | 56,638.30    |
| PUBLIC SAFETY                               |          | REVENUES TOTAL                               | 2,798,411.29 | Total Taxes Levied - ABSTRACT              | 2,385,609.77 |
| Fire Protection 12,100.00                   |          |  |              | TOTAL TAXES BILLED                         | 2,388,157.95 |
| Police Protection 104,300.00                |          |  |              | 1969 TAXES COLLECTED                       | 2,340,133.73 |
| Civil Defense & Disaster Control 100.00     |          |  |              | 1969 Taxes Cancelled, Abated or Adjusted   | 1,257.40     |
| Environmental Inspection & Control 5,300.00 |          |  |              | Transfer to Tax Title Liens or Foreclosed  | 1,450.15     |
| Other Public Safety                         |          |  |              | Balance Outstanding Dec. 31, 1969          | 45,316.67    |
| PUBLIC WORKS                                |          |  |              | PRIOR YEARS TAXES OUTSTANDING              |              |
| Streets and Drainage 50,952.22              |          |  |              | Balance January 1, 1969                    | 38,669.23    |
| Sewers and Sewage Processing 36,302.72      |          |  |              | Collected in 1969                          | 29,082.22    |
| Garbage and Trash Disposal                  |          |  |              | Cancelled, Abated or Adjusted (1969)       | 2,979.80     |
| Public Buildings and Grounds 7,700.00       |          |  |              | Transfers to Tax Title Liens or Foreclosed | 1,097.50     |
| Other Public Works                          |          |  |              | Balance December 31, 1969                  | 5,509.71     |
| HEALTH and WELFARE                          |          |  |              | TAX TITLE LIENS OUTSTANDING                |              |
| Health Services Except Environmental        | 8,882.40 |  |              | Balance January 1, 1969                    | 1,485.00     |
| Welfare-Public Assistance 400.00            |          |  |              | Transfers From Taxes                       | 2,732.37     |
| Hospitals, Clinics, First Aid               |          |  |              | Redeemed in 1969                           | 296.53       |
| Animal, Insect, & Rodent Control            |          |  |              | Cancelled, Abated or Adjusted (1969)       |              |
| Other Welfare Services                      |          |  |              | Transfers to Foreclosed Property           |              |
| RECREATION and CONSERVATION                 |          |  |              | Balance December 31, 1969                  | 3,920.84     |
| Beaches and Boardwalks                      |          |  |              | PROPERTY ACQUIRED BY DEED OR               |              |
| Parks, Playgrounds, Shade Trees             | 3,500.00 |  |              | FORECLOSURE                                |              |
| Land Reclamation & Conservation             |          |  |              | Balance January 1, 1969                    | 29,200.00    |
| Other Recreational Services                 |          |  |              | Transfers From Taxes or Liens              |              |
| EDUCATION (excluding schools)               |          |  |              | Sale for Cash (1969)                       |              |
| Libraries                                   |          |  |              | Cancelled, Abated or Adjusted (1969)       |              |
| Other Educational Services                  |          |  |              | Balance December 31, 1969                  | 29,200.00    |
| STATUTORY EXPENDITURES                      |          |  |              | CURRENT FINANCES DECEMBER 31, 1969         |              |
| Pensions & F.I.C.A. 17,885.75               |          |  |              | ASSETS                                     |              |
| Employee Fringe Benefits 3,800.00           |          |  |              | Cash Dec. 31, 1969                         | 880,635.42   |
| Other Statutory Expenditures                |          |  |              | Taxes Receivable                           | 50,826.38    |
| MUNICIPAL FUNCTIONS                         |          |  |              | Tax Title Liens                            | 3,920.84     |
| CAPITAL IMPROVEMENTS 3,500.00               |          |  |              | Foreclosed Property                        | 29,200.00    |
| DEBT SERVICE                                |          |  |              | Emergencies & Other Deferred Charges       | 1,494.68     |
| Principal Payments 12,700.00                |          |  |              | State Aid Receivable                       | 15,085.00    |
| Interest Payments 17,880.00                 |          |  |              | Other Receivables                          | 1,871.39     |
| DEFERRED CHARGES 2,619.67                   |          |  |              | Total                                      | 983,033.71   |
| SCHOOL, COUNTY, SPECIAL DISTRICT TAXES      |          |  |              | LIABILITIES                                |              |
| RESERVE FOR UNCOLLECTED TAXES 93,334.24     |          |  |              | Cash Liabilities                           | 697,875.79   |
| EXPENDITURES TOTAL 2,718,270.10             |          |  |              | Reserves for Receivables                   | 85,818.61    |
|   |          |  |              | Surplus Dec. 31, 1969                      | 199,339.31   |
|   |          |  |              | Total                                      | 983,033.71   |

1606  
Population 1960 6,026  
Population 1969 7,770  
Moody Rating  
Land Area 3.40 Sq. Miles

NORTH HALEDCN BORO - PASSAIC COUNTY  
Net Valuation Taxable 58,044,194  
State Equalized Value 64,940,919  
Net Valuation on Which County Taxes are apportioned: 62,534,396  
State Equalization Ratio .8938  
General Tax Rate Per \$100. 3.09  
State Equalized General Tax Rate: 2.76

PER CAPITA:  
Gross Debt 282.54  
Net Debt 69.37  
Debt Service 12.08  
Total Tax Levy 226.36  
Municipal Expenditures 87.22  
PER CENT:  
Gross Debt 3.63  
Net Debt .89  
Tax Levy Collected 98.53  
Tax Levy Cancelled, Abated or Adjusted .23

| 1969 EXPENDITURES                      |                           | 1969 REVENUES                         |                           | 1969 PROPERTY TAX                          |                   |
|--|---------------------------|---------------------------------------|---------------------------|--|-------------------|
| <b>GENERAL GOVERNMENT</b>              |                           | 1969 — Property Taxes Collected       |                           | <b>STATE EQUALIZED TAX RATE</b>            |                   |
| Governing Body & Public Boards         |                           | 1969 Payments in Lieu of Taxes        | 1,733,566.42              | Local District School Taxes                | .97 627,302.90    |
| Municipal Clerk                        |                           | Delinquent Tax & Lien Collections     | 23,802.12                 | Regional & Consolidated School Tax         | .73 471,786.66    |
| Financial Administration               | 19,090.00                 | Business Personalty Replacement Taxes | 28,419.00                 | School Taxes in Municipal Budget           |                   |
| Assessment of Taxes                    | 6,390.00                  | Taxes from Public Utilities           | 88,135.65                 | County Taxes                               | .57 369,539.61    |
| Collection of Taxes                    | 8,140.00                  | Other Miscellaneous Tax Revenues      |                           | County Library Taxes                       |                   |
| Planning, Housing & Development        | 6,170.00                  | State Aid Revenues                    | 31,970.22                 | Local Municipal Purpose Taxes              | .43 277,269.22    |
| Human Resources                        |                           | Federal Aid Revenues                  | 23,330.00                 | Veteran & Senior Citizen Taxes             | .07 47,010.00     |
| Elections                              | 1,040.00                  | Sale of Acquired Property             | 8,550.00                  | Total Taxes for Rate Computation           | 2.77 1,792,908.39 |
| General Administration (other)         | 31,550.00                 | Other Miscellaneous Revenues          | 40,537.05                 | Special District Taxes                     |                   |
| <b>JUDICIARY</b>                       |                           | 1969 Revenues                         | 1,978,310.46              | Bank Stock Taxes                           | 969.90            |
| Municipal Courts                       | 5,075.00                  | Prior Years Surplus Appropriated      | 180,000.00                | Added and Omitted Taxes                    | 11,945.17         |
| <b>PUBLIC SAFETY</b>                   |                           | <b>REVENUES</b>                       | <b>TOTAL</b> 2,158,310.46 | Total Taxes Levied - ABSTRACT              | 1,758,813.46      |
| Fire Protection                        | 24,575.00                 |                                       |                           | <b>TOTAL TAXES BILLED</b>                  | 1,759,470.66      |
| Police Protection                      | 100,505.00                |                                       |                           | 1969 TAXES COLLECTED                       | 1,733,566.42      |
| Civil Defense & Disaster Control       | 5,800.00                  |                                       |                           | 1969 Taxes Cancelled, Abated or Adjusted   | 4,063.35          |
| Environmental Inspection & Control     | 6,300.00                  |                                       |                           | Transfer to Tax Title Liens or Foreclosed  | 197.76            |
| Other Public Safety                    |                           |                                       |                           | Balance Outstanding Dec. 31, 1969          | 21,643.13         |
| <b>PUBLIC WORKS</b>                    |                           |                                       |                           | <b>PRIOR YEARS TAXES OUTSTANDING</b>       |                   |
| Streets and Drainage                   | 78,590.00                 |                                       |                           | Balance January 1, 1969                    | 24,539.47         |
| Sewers and Sewage Processing           |                           |                                       |                           | Collected in 1969                          | 23,802.12         |
| Garbage and Trash Disposal             | 40,000.00                 |                                       |                           | Cancelled, Abated or Adjusted (1969)       | 87.29             |
| Public Buildings and Grounds           | 11,375.00                 |                                       |                           | Transfers to Tax Title Liens or Foreclosed |                   |
| Other Public Works                     |                           |                                       |                           | Balance December 31, 1969                  | 650.06            |
| <b>HEALTH and WELFARE</b>              |                           |                                       |                           | <b>TAX TITLE LIENS OUTSTANDING</b>         |                   |
| Health Services Except Environmental   | 8,075.00                  |                                       |                           | Balance January 1, 1969                    | 968.11            |
| Welfare-Public Assistance              |                           |                                       |                           | Transfers From Taxes                       | 197.76            |
| Hospitals, Clinics, First Aid          | 1,000.00                  |                                       |                           | Redeemed in 1969                           |                   |
| Animal, Insect, & Rodent Control       |                           |                                       |                           | Cancelled, Abated or Adjusted (1969)       |                   |
| Other Welfare Services                 |                           |                                       |                           | Transfers to Foreclosed Property           |                   |
| <b>RECREATION and CONSERVATION</b>     |                           |                                       |                           | Balance December 31, 1969                  | 1,165.87          |
| Beaches and Boardwalks                 |                           |                                       |                           | <b>PROPERTY ACQUIRED BY DEED OR</b>        |                   |
| Parks, Playgrounds, Shade Trees        | 10,540.00                 |                                       |                           | <b>FORECLOSURE</b>                         |                   |
| Land Reclamation & Conservation        | 23,330.00                 |                                       |                           | Balance January 1, 1969                    | 46,050.00         |
| Other Recreational Services            | 5,900.00                  |                                       |                           | Transfers From Taxes or Liens              |                   |
| <b>EDUCATION (excluding schools)</b>   |                           |                                       |                           | Sale for Cash (1969)                       | 8,550.00          |
| Libraries                              | 32,800.00                 |                                       |                           | Cancelled, Abated or Adjusted (1969)       |                   |
| Other Educational Services             | 2,400.00                  |                                       |                           | Balance December 31, 1969                  | 37,500.00         |
| <b>STATUTORY EXPENDITURES</b>          |                           |                                       |                           | <b>CURRENT FINANCES DECEMBER 31, 1969</b>  |                   |
| Pensions & F.I.C.A.                    | 17,529.00                 |                                       |                           | <b>ASSETS</b>                              |                   |
| Employee Fringe Benefits               | 10,425.00                 |                                       |                           | Cash Dec. 31, 1969                         | 294,137.16        |
| Other Statutory Expenditures           |                           |                                       |                           | Taxes Receivable                           | 22,293.19         |
| <b>MUNICIPAL FUNCTIONS</b>             |                           |                                       |                           | Tax Title Liens                            | 1,165.87          |
| <b>CAPITAL IMPROVEMENTS</b>            |                           |                                       |                           | Foreclosed Property                        | 37,500.00         |
| <b>DEBT SERVICE</b>                    |                           |                                       |                           | Emergencies & Other Deferred Charges       | 9,757.10          |
| Principal Payments                     | 92,562.34                 |                                       |                           | State Aid Receivable                       | 28,129.94         |
| Interest Payments                      | 1,293.20                  |                                       |                           | Other Receivables                          | 16,717.24         |
|  |                           |                                       |                           | <b>Total</b>                               | 409,700.50        |
| <b>DEFERRED CHARGES</b>                |                           |                                       |                           | <b>LIABILITIES</b>                         |                   |
| SCHOOL, COUNTY, SPECIAL DISTRICT TAXES | 7,658.36                  |                                       |                           | Cash Liabilities                           | 103,877.14        |
| RESERVE FOR UNCOLLECTED TAXES          | 1,468,629.17              |                                       |                           | Reserves for Receivables                   | 66,011.30         |
|  | 52,403.64                 |                                       |                           | Surplus Dec. 31, 1969                      | 239,812.06        |
| <b>EXPENDITURES</b>                    | <b>TOTAL</b> 2,146,330.71 |                                       |                           | <b>Total</b>                               | 409,700.50        |

0326  
Population 1960 2,796  
Population 1969 3,440  
Moody Rating  
Land Area 17.31 Sq. Miles

NORTH HANOVER TWP - BURLINGTON COUNTY  
Net Valuation Taxable 10,061,115  
State Equalized Value 12,945,335 General Tax Rate Per \$100. 2.77  
Net Valuation on Which County Taxes are apportioned: 12,678,716  
State Equalization Ratio .7772 State Equalized General Tax Rate: 2.15

PER CAPITA:  
Gross Debt 80.52  
Net Debt 7.99  
Debt Service  
Total Tax Levy 80.38  
Municipal Expenditures 62.63

PER CENT:  
Gross Debt 2.26  
Net Debt .22  
Tax Levy Collected 88.61  
Tax Levy Cancelled, Abated or Adjusted .07

| 1969 EXPENDITURES  |  | 1969 REVENUES                                   |           | 1969 PROPERTY TAX                               |            |
|--|--|---|-----------|---|------------|
| <b>GENERAL GOVERNMENT</b>                                |  | 1969 — Property Taxes Collected 243,566.52      |           | <b>STATE EQUALIZED TAX RATE</b>                 |            |
| Governing Body & Public Boards                           |  | 1969 Payments in Lieu of Taxes                  |           | Local District School Taxes .30                 | 39,474.00  |
| Municipal Clerk  |  | Delinquent Tax & Lien Collections 32,864.95     |           | Regional & Consolidated School Tax 1.22         | 158,182.12 |
| Financial Administration 4,766.00                        |  | Business Personalty Replacement Taxes 10,204.00 |           | School Taxes in Municipal Budget                |            |
| Assessment of Taxes 9,650.00                             |  | Taxes from Public Utilities 33,031.06           |           | County Taxes .57                                | 73,177.75  |
| Collection of Taxes 2,475.00                             |  | Other Miscellaneous Tax Revenues                |           | County Library Taxes .03                        | 3,246.18   |
| Planning, Housing & Development 1,100.00                 |  | State Aid Revenues                              | 24,298.83 | Local Municipal Purpose Taxes                   |            |
| Human Resources  |  | Federal Aid Revenues                            |           | Veteran & Senior Citizen Taxes .03              | 4,170.00   |
| Elections  |  | Sale of Acquired Property                       |           | Total Taxes for Rate Computation 2.15           | 278,250.05 |
| General Administration (other) 18,116.00                 |  | Other Miscellaneous Revenues                    | 60,626.79 | Special District Taxes                          |            |
| <b>JUDICIARY</b>   |  | 1969 Revenues Total 404,592.15                  |           | Bank Stock Taxes                                | 138.91     |
| Municipal Courts 3,950.00                                |  | Prior Years Surplus Appropriated 58,800.00      |           | Added and Omitted Taxes                         | 2,279.71   |
| <b>PUBLIC SAFETY</b>                                     |  | <b>REVENUES TOTAL 463,392.15</b>                |           | Total Taxes Levied - ABSTRACT                   | 276,498.67 |
| Fire Protection 2,000.00                                 |  |   |           | <b>TOTAL TAXES BILLED</b>                       | 274,865.23 |
| Police Protection 10,400.00                              |  |   |           | 1969 TAXES COLLECTED                            | 243,566.52 |
| Civil Defense & Disaster Control 200.00                  |  |   |           | 1969 Taxes Cancelled, Abated or Adjusted        | 195.18     |
| Environmental Inspection & Control 1,290.00              |  |   |           | Transfer to Tax Title Liens or Foreclosed       | 2,754.77   |
| Other Public Safety                                      |  |   |           | Balance Outstanding Dec. 31, 1969               | 28,348.76  |
| <b>PUBLIC WORKS</b>                                      |  |   |           | <b>PRIOR YEARS TAXES OUTSTANDING</b>            |            |
| Streets and Drainage 37,333.33                           |  |   |           | Balance January 1, 1969                         | 35,103.28  |
| Sewers and Sewage Processing 200.00                      |  |   |           | Collected in 1969                               | 31,991.18  |
| Garbage and Trash Disposal 5,880.00                      |  |   |           | Cancelled, Abated or Adjusted (1969)            | 10.00      |
| Public Buildings and Grounds                             |  |   |           | Transfers to Tax Title Liens or Foreclosed      | 3,102.10   |
| Other Public Works                                       |  |   |           | Balance December 31, 1969                       |            |
| <b>HEALTH and WELFARE</b>                                |  |   |           | <b>TAX TITLE LIENS OUTSTANDING</b>              |            |
| Health Services Except Environmental 600.00              |  |   |           | Balance January 1, 1969                         |            |
| Welfare-Public Assistance 4,470.00                       |  |   |           | Transfers From Taxes                            | 6,128.47   |
| Hospitals, Clinics, First Aid                            |  |   |           | Redeemed in 1969                                | 873.77     |
| Animal, Insect, & Rodent Control                         |  |   |           | Cancelled, Abated or Adjusted (1969)            |            |
| Other Welfare Services                                   |  |   |           | Transfers to Foreclosed Property                |            |
| <b>RECREATION and CONSERVATION</b>                       |  |   |           | Balance December 31, 1969                       | 5,254.70   |
| Beaches and Boardwalks                                   |  |   |           | <b>PROPERTY ACQUIRED BY DEED OR FORECLOSURE</b> |            |
| Parks, Playgrounds, Shade Trees 300.00                   |  |   |           | Balance January 1, 1969                         |            |
| Land Reclamation & Conservation                          |  |   |           | Transfers From Taxes or Liens                   |            |
| Other Recreational Services                              |  |   |           | Sale for Cash (1969)                            |            |
| <b>EDUCATION (excluding schools)</b>                     |  |   |           | Cancelled, Abated or Adjusted (1969)            |            |
| Libraries 100.00   |  |   |           | Balance December 31, 1969                       |            |
| Other Educational Services                               |  |   |           | <b>CURRENT FINANCES DECEMBER 31, 1969</b>       |            |
| <b>STATUTORY EXPENDITURES</b>                            |  |   |           | <b>ASSETS</b>                                   |            |
| Pensions & F.I.C.A. 1,581.00                             |  |   |           | Cash Dec. 31, 1969                              | 113,359.05 |
| Employee Fringe Benefits 800.00                          |  |   |           | Taxes Receivable                                | 28,348.76  |
| Other Statutory Expenditures                             |  |   |           | Tax Title Liens                                 | 5,254.70   |
| <b>MUNICIPAL FUNCTIONS TOTAL 105,211.33</b>              |  |   |           | Foreclosed Property                             |            |
| <b>CAPITAL IMPROVEMENTS 62,000.00</b>                    |  |   |           | Emergencies & Other Deferred Charges            | 1,000.00   |
| <b>DEBT SERVICE</b>                                      |  |   |           | State Aid Receivable                            | 39,161.00  |
| Principal Payments                                       |  |   |           | Other Receivables                               | 23.42      |
| Interest Payments  |  |   |           | Total   | 187,146.93 |
| <b>DEFERRED CHARGES 2,334.00</b>                         |  |   |           | <b>LIABILITIES</b>                              |            |
| <b>SCHOOL, COUNTY, SPECIAL DISTRICT TAXES 274,080.05</b> |  |   |           | Cash Liabilities                                | 74,110.68  |
| <b>RESERVE FOR UNCOLLECTED TAXES 45,900.00</b>           |  |   |           | Reserves for Receivables                        | 33,626.88  |
| <b>EXPENDITURES TOTAL 489,525.38</b>                     |  |   |           | Surplus Dec. 31, 1969                           | 79,409.37  |
|  |  |   |           | Total   | 187,146.93 |

1814  
Population 1960 16,993  
Population 1969 23,660  
  
Moody Rating  
Land Area 2.90 Sq. Miles

NORTH PLAINFIELD BORO - SOMERSET COUNTY  
Net Valuation Taxable 57,503,048  
State Equalized Value 129,774,425  
General Tax Rate Per \$100. 7.60  
Net Valuation on Which County Taxes  
are apportioned: 128,418,184  
State Equalized  
State Equalization Ratio .4431  
General Tax Rate: 3.36

PER CAPITA:  
Gross Debt 134.66  
Net Debt 50.18  
Debt Service 2.19  
Total Tax Levy 180.74  
Municipal Expenditures 66.29  
  
PER CENT:  
Gross Debt 2.55  
Net Debt .95  
Tax Levy Collected 97.86  
Tax Levy Cancelled, Abated  
or Adjusted .04

| 1969 EXPENDITURES                      |              | 1969 REVENUES                         |              | 1969 PROPERTY TAX                          |              |
|--|--------------|---------------------------------------|--------------|--|--------------|
| GENERAL GOVERNMENT                     |              | 1969 — Property Taxes Collected       |              | STATE EQUALIZED TAX RATE                   |              |
| Governing Body & Public Boards         |              | 1969 Payments in Lieu of Taxes        | 4,184,925.52 | Local District School Taxes                | 2.15         |
| Municipal Clerk                        |              | Delinquent Tax & Lien Collections     | 32,616.42    | Regional & Consolidated School Tax         |              |
| Financial Administration               | 49,089.02    | Business Personalty Replacement Taxes | 77,153.98    | School Taxes in Municipal Budget           |              |
| Assessment of Taxes                    | 6,760.00     | Taxes from Public Utilities           | 76,524.00    | County Taxes                               | .45          |
| Collection of Taxes                    | 25,008.00    | Other Miscellaneous Tax Revenues      | 221,315.59   | County Library Taxes                       | .02          |
| Planning, Housing & Development        | 4,000.00     | State Aid Revenues                    | 76,393.24    | Local Municipal Purpose Taxes              | .65          |
| Human Resources                        |              | Federal Aid Revenues                  |              | Veteran & Senior Citizen Taxes             | .08          |
| Elections                              |              | Sale of Acquired Property             |              | Total Taxes for Rate Computation           | 3.35         |
| General Administration (other)         | 90,671.37    | Other Miscellaneous Revenues          | 111,129.57   | Special District Taxes                     |              |
| JUDICIARY                              |              | 1969 Revenues                         | 4,780,058.32 | Bank Stock Taxes                           | 3,574.77     |
| Municipal Courts                       | 15,650.00    | Prior Years Surplus Appropriated      | 130,000.00   | Added and Omitted Taxes                    | 11,181.82    |
| PUBLIC SAFETY                          |              | REVENUES                              | 4,910,058.32 | Total Taxes Levied - ABSTRACT              | 4,276,338.71 |
| Fire Protection                        | 294,703.10   |                                       |              | TOTAL TAXES BILLED                         | 4,276,338.71 |
| Police Protection                      | 352,335.00   |                                       |              | 1969 TAXES COLLECTED                       | 4,184,925.52 |
| Civil Defense & Disaster Control       | 1,460.00     |                                       |              | 1969 Taxes Cancelled, Abated or Adjusted   | 1,587.00     |
| Environmental Inspection & Control     |              |                                       |              | Transfer to Tax Title Liens or Foreclosed  | 2,774.00     |
| Other Public Safety                    |              |                                       |              | Balance Outstanding Dec. 31, 1969          | 87,052.19    |
| PUBLIC WORKS                           |              |                                       |              | PRIOR YEARS TAXES OUTSTANDING              |              |
| Streets and Drainage                   | 158,778.92   |                                       |              | Balance January 1, 1969                    | 75,906.18    |
| Sewers and Sewage Processing           | 81,156.00    |                                       |              | Collected in 1969                          | 73,533.93    |
| Garbage and Trash Disposal             |              |                                       |              | Cancelled, Abated or Adjusted (1969)       | 824.18       |
| Public Buildings and Grounds           | 21,491.00    |                                       |              | Transfers to Tax Title Liens or Foreclosed | 1,548.07     |
| Other Public Works                     |              |                                       |              | Balance December 31, 1969                  |              |
| HEALTH and WELFARE                     |              |                                       |              | TAX TITLE LIENS OUTSTANDING                |              |
| Health Services Except Environmental   | 11,775.00    |                                       |              | Balance January 1, 1969                    | 9,404.12     |
| Welfare-Public Assistance              | 2,700.00     |                                       |              | Transfers From Taxes                       | 4,545.04     |
| Hospitals, Clinics, First Aid          | 7,500.00     |                                       |              | Redeemed in 1969                           | 3,620.05     |
| Animal, Insect, & Rodent Control       |              |                                       |              | Cancelled, Abated or Adjusted (1969)       |              |
| Other Welfare Services                 |              |                                       |              | Transfers to Foreclosed Property           |              |
| RECREATION and CONSERVATION            |              |                                       |              | Balance December 31, 1969                  | 10,329.11    |
| Beaches and Boardwalks                 |              |                                       |              | PROPERTY ACQUIRED BY DEED OR               |              |
| Parks, Playgrounds, Shade Trees        | 32,000.00    |                                       |              | FORECLOSURE                                |              |
| Land Reclamation & Conservation        | 50,000.00    |                                       |              | Balance January 1, 1969                    | 10,066.66    |
| Other Recreational Services            |              |                                       |              | Transfers From Taxes or Liens              |              |
| EDUCATION (excluding schools)          |              |                                       |              | Sale for Cash (1969)                       |              |
| Libraries                              | 51,000.00    |                                       |              | Cancelled, Abated or Adjusted (1969)       |              |
| Other Educational Services             |              |                                       |              | Balance December 31, 1969                  | 10,066.66    |
| STATUTORY EXPENDITURES                 |              |                                       |              | CURRENT FINANCES DECEMBER 31, 1969         |              |
| Pensions & F.I.C.A.                    | 102,537.00   |                                       |              | ASSETS                                     |              |
| Employee Fringe Benefits               | 20,542.59    |                                       |              | Cash Dec. 31, 1969                         | 202,621.35   |
| Other Statutory Expenditures           |              |                                       |              | Taxes Receivable                           | 87,052.19    |
| MUNICIPAL FUNCTIONS                    |              |                                       |              | Tax Title Liens                            | 10,329.11    |
| CAPITAL IMPROVEMENTS                   | 7,500.00     |                                       |              | Foreclosed Property                        | 10,066.66    |
| DEBT SERVICE                           |              |                                       |              | Emergencies & Other Deferred Charges       | 56,500.00    |
| Principal Payments                     | 33,000.00    |                                       |              | State Aid Receivable                       | 31,178.00    |
| Interest Payments                      | 18,710.00    |                                       |              | Other Receivables                          | 2,660.09     |
| DEFERRED CHARGES                       |              |                                       |              | Total                                      | 400,407.40   |
| SCHOOL, COUNTY, SPECIAL DISTRICT TAXES | 3,418,156.89 |                                       |              | LIABILITIES                                |              |
| RESERVE FOR UNCOLLECTED TAXES          | 130,000.00   |                                       |              | Cash Liabilities                           | 121,318.36   |
| EXPENDITURES                           | 4,986,523.89 |                                       |              | Reserves for Receivables                   | 110,108.05   |
|  |              |                                       |              | Surplus Dec. 31, 1969                      | 168,980.99   |
|  |              |                                       |              | Total                                      | 400,407.40   |

0118  
Population 1960 5,849  
Population 1969 8,510  
  
Moody Rating  
Land Area 3.56 Sq. Miles

# NORTHFIELD CITY

Net Valuation Taxable 18,957,020  
State Equalized Value 46,577,444  
Net Valuation on Which County Taxes are apportioned: 47,656,726  
State Equalization Ratio .4070

# - ATLANTIC COUNTY

General Tax Rate Per \$100. 8.45  
  
State Equalized  
General Tax Rate: 3.43

PER CAPITA:  
Gross Debt 269.94  
Net Debt 45.36  
Debt Service 10.40  
Total Tax Levy 183.59  
Municipal Expenditures 85.90

PER CENT:  
Gross Debt 5.21  
Net Debt .88  
Tax Levy Collected 97.90  
Tax Levy Cancelled, Abated or Adjusted

| 1969 EXPENDITURES                      |                           | 1969 REVENUES                                     |                           | 1969 PROPERTY TAX                               |                   |
|--|---------------------------|---|---------------------------|---|-------------------|
| <b>GENERAL GOVERNMENT</b>              |                           | 1969 — Property Taxes Collected                   |                           | <b>STATE EQUALIZED TAX RATE</b>                 |                   |
| Governing Body & Public Boards         |                           | 1969 Payments in Lieu of Taxes                    | 1,529,560.40              | Local District School Taxes                     | .83 387,443.25    |
| Municipal Clerk                        |                           | Delinquent Tax & Lien Collections                 | 23,980.81                 | Regional & Consolidated School Tax              | .85 397,890.08    |
| Financial Administration               | 13,987.13                 | Business Personalty Replacement Taxes             | 40,825.00                 | School Taxes in Municipal Budget                | .06 28,021.75     |
| Assessment of Taxes                    | 12,862.00                 | Taxes from Public Utilities                       | 103,558.85                | County Taxes                                    | .87 407,373.22    |
| Collection of Taxes                    | 16,267.20                 | Other Miscellaneous Tax Revenues                  |                           | County Library Taxes                            | .01 3,242.72      |
| Planning, Housing & Development        | 1,604.76                  | State Aid Revenues                                | 72,517.90                 | Local Municipal Purpose Taxes                   | .67 313,778.54    |
| Human Resources                        |                           | Federal Aid Revenues                              |                           | Veteran & Senior Citizen Taxes                  | .14 63,040.00     |
| Elections                              | 1,035.70                  | Sale of Acquired Property                         | 6,200.00                  | Total Taxes for Rate Computation                | 3.43 1,600,789.56 |
| General Administration (other)         | 25,109.29                 | Other Miscellaneous Revenues                      | 59,251.04                 | Special District Taxes                          |                   |
| <b>JUDICIARY</b>                       |                           | 1969 Revenues                                     | 1,835,894.00              | Bank Stock Taxes                                | 1,964.84          |
| Municipal Courts                       | 4,400.00                  | Prior Years Surplus Appropriated                  | 110,000.00                | Added and Omitted Taxes                         | 22,651.07         |
| <b>PUBLIC SAFETY</b>                   |                           | <b>REVENUES</b>                                   | <b>TOTAL 1,945,894.00</b> | Total Taxes Levied - ABSTRACT                   | 1,562,365.47      |
| Fire Protection                        | 77,930.90                 |   |                           | <b>TOTAL TAXES BILLED</b>                       | 1,562,365.47      |
| Police Protection                      | 149,464.50                |   |                           | <b>1969 TAXES COLLECTED</b>                     | 1,529,560.40      |
| Civil Defense & Disaster Control       | 1,600.00                  |   |                           | 1969 Taxes Cancelled, Abated or Adjusted        |                   |
| Environmental Inspection & Control     | 2,000.00                  |   |                           | Transfer to Tax Title Liens or Foreclosed       |                   |
| Other Public Safety                    |                           |   |                           | Balance Outstanding Dec. 31, 1969               | 32,805.07         |
| <b>PUBLIC WORKS</b>                    |                           | <b>1969 REAL PROPERTY VALUATIONS</b>              |                           | <b>PRIOR YEARS TAXES OUTSTANDING</b>            |                   |
| Streets and Drainage                   | 138,646.17                | Code Class # of Parcels %VAL'N                    | ASSESSED VALUATION        | Balance January 1, 1969                         | 24,826.98         |
| Sewers and Sewage Processing           |                           | 1 Vacant Land 455 2.25                            | 423,900.00                | Collected in 1969                               | 23,980.81         |
| Garbage and Trash Disposal             | 9,807.96                  | 2 Residential 2358 85.11                          | 16,017,350.00             | Cancelled, Abated or Adjusted (1969)            |                   |
| Public Buildings and Grounds           | 4,250.00                  | 3 Farm 3 .06                                      | 11,750.00                 | Transfers to Tax Title Liens or Foreclosed      |                   |
| Other Public Works                     |                           | 4a Commercial 108 12.41                           | 2,334,900.00              | Balance December 31, 1969                       | 846.17            |
| <b>HEALTH and WELFARE</b>              |                           | 4b Industrial 1 .11                               | 20,000.00                 | <b>TAX TITLE LIENS OUTSTANDING</b>              |                   |
| Health Services Except Environmental   | 1,750.00                  | 4c Apartments 1 .06                               | 11,000.00                 | Balance January 1, 1969                         | 221.34            |
| Welfare-Public Assistance              | 1,400.00                  | Total 2926 100.00                                 | 18,818,900.00             | Transfers From Taxes                            |                   |
| Hospitals, Clinics, First Aid          | 1,400.00                  |   |                           | Redeemed in 1969                                |                   |
| Animal, Insect, & Rodent Control       | 869.82                    |   |                           | Cancelled, Abated or Adjusted (1969)            |                   |
| Other Welfare Services                 |                           |   |                           | Transfers to Foreclosed Property                |                   |
| <b>RECREATION and CONSERVATION</b>     |                           | <b>CAPITAL DEBT AUTHORIZED, DECEMBER 31, 1969</b> |                           | Balance December 31, 1969                       | 221.34            |
| Beaches and Boardwalks                 |                           | ISSUED AND UNISSUED                               | GROSS DEBT NET DEBT       | <b>PROPERTY ACQUIRED BY DEED OR FORECLOSURE</b> |                   |
| Parks, Playgrounds, Shade Trees        | 8,593.80                  | School  | 1,581,149                 | Balance January 1, 1969                         | 20,300.50         |
| Land Reclamation & Conservation        |                           | Self-Liquidating                                  |                           | Transfers From Taxes or Liens                   |                   |
| Other Recreational Services            | 1,100.00                  | Other   | 716,000                   | Sale for Cash (1969)                            |                   |
| <b>EDUCATION (excluding schools)</b>   |                           | Total   | 2,297,149                 | Cancelled, Abated or Adjusted (1969)            |                   |
| Libraries                              | 3,900.00                  |   |                           | Balance December 31, 1969                       | 20,300.50         |
| Other Educational Services             |                           |   |                           | <b>CURRENT FINANCES DECEMBER 31, 1969</b>       |                   |
| <b>STATUTORY EXPENDITURES</b>          |                           | <b>ISSUED AND OUTSTANDING</b>                     |                           | <b>ASSETS</b>                                   |                   |
| Pensions & F.I.C.A.                    | 26,457.70                 | School  | 1,256,149.55              | Cash Dec. 31, 1969                              | 105,357.20        |
| Employee Fringe Benefits               | 20,983.26                 | Self-Liquidating                                  | 56,000.00                 | Taxes Receivable                                | 33,651.24         |
| Other Statutory Expenditures           |                           | Other   |                           | Tax Title Liens                                 | 221.34            |
| <b>MUNICIPAL FUNCTIONS</b>             |                           | Total   | 1,312,149.55              | Foreclosed Property                             | 20,300.50         |
| <b>CAPITAL IMPROVEMENTS</b>            |                           | <b>EQUALIZED VALUATION BASIS</b>                  |                           | Emergencies & Other Deferred Charges            | 3,500.00          |
| <b>DEBT SERVICE</b>                    |                           | <b>FOR NET DEBT COMPUTATION</b>                   | 44,092,589.00             | State Aid Receivable                            | 23,879.00         |
| Principal Payments                     | 38,000.00                 | 1969 CAPITAL OUTLAY                               | TOTAL 277,220.54          | Other Receivables                               |                   |
| Interest Payments                      | 50,474.39                 | Beaches and Boardwalks                            |                           | Total   | 186,909.28        |
| <b>TYPE I SCHL DEBT *MEMO</b>          |                           | Parks and Playgrounds                             | 12,551.98                 | <b>LIABILITIES</b>                              |                   |
| <b>DEFERRED CHARGES</b>                |                           | Public Buildings and Grounds                      | 12,904.00                 | Cash Liabilities                                | 39,029.83         |
| SCHOOL, COUNTY, SPECIAL DISTRICT TAXES | 1,223,971.02              | Vehicular Equipment                               | 21,764.56                 | Reserves for Receivables                        | 54,173.08         |
| <b>RESERVE FOR UNCOLLECTED TAXES</b>   | 71,127.02                 | Streets, Roads, Sidewalks, Storm Sewers           | 10,000.00                 | Surplus Dec. 31, 1969                           | 93,706.37         |
| <b>EXPENDITURES</b>                    | <b>TOTAL 1,955,019.26</b> | Sewer System                                      |                           | <b>Total</b>                                    | <b>186,909.28</b> |
|  |                           | Water Service                                     |                           |   |                   |
|  |                           | Other Utilities                                   |                           |   |                   |
|  |                           | Hospitals and Clinics                             |                           |   |                   |
|  |                           | Garbage and Trash Disposal Facilities             |                           |   |                   |
|  |                           | Health Equipment                                  | 220,000.00                |   |                   |
|  |                           | Library and Education Facilities                  |                           |   |                   |
|  |                           | Conservation and Recreation                       |                           |   |                   |
|  |                           | Other Expenditures                                |                           |   |                   |

\* ABOVE DEBT SERVICE INCLUDES TYPE I SCHOOL DEBT



G240  
Population 1960 2,892  
Population 1969 5,040  
Moody Rating  
Land Area 1.30 Sq Miles

# NORTHVALE BORO

Net Valuation Taxable 47,764,402  
State Equalized Value 50,818,599  
Net Valuation on Which County Taxes  
are apportioned: 50,136,182  
State Equalization Ratio .9399

# - BERGEN COUNTY

General Tax Rate Per \$100. 2.86  
State Equalized  
General Tax Rate: 2.68

# PER CAPITA:

Gross Debt 1,222.62  
Net Debt 794.15  
Debt Service 5.15  
Total Tax Levy 275.14  
Municipal Expenditures 82.41

# PER CENT:

Gross Debt 13.25  
Net Debt 8.61  
Tax Levy Collected 94.65  
Tax Levy Cancelled, Abated  
or Adjusted 1.52

| 1969 EXPENDITURES                      |                     | 1969 REVENUES                                     |                           | 1969 PROPERTY TAX                          |                   |
|--|---------------------|---|---------------------------|--|-------------------|
| <b>GENERAL GOVERNMENT</b>              |                     | 1969 — Property Taxes Collected                   |                           | <b>STATE EQUALIZED TAX RATE</b>            |                   |
| Governing Body & Public Boards         |                     |   | 1,313,280.74              | Local District School Taxes                | 1.00 508,886.78   |
| Municipal Clerk                        |                     | 1969 Payments in Lieu of Taxes                    | 9,722.51                  | Regional & Consolidated School Tax         | 1.04 530,805.54   |
| Financial Administration               | 10,314.00           | Delinquent Tax & Lien Collections                 | 11,945.83                 | School Taxes in Municipal Budget           |                   |
| Assessment of Taxes                    | 4,516.00            | Business Personalty Replacement Taxes             | 113,734.00                | County Taxes                               | .41 206,058.98    |
| Collection of Taxes                    | 2,465.00            | Taxes from Public Utilities                       | 73,881.16                 | County Library Taxes                       |                   |
| Planning, Housing & Development        | 3,135.00            | Other Miscellaneous Tax Revenues                  |                           | Local Municipal Purpose Taxes              | .18 91,214.04     |
| Human Resources                        |                     | State Aid Revenues                                | 12,755.53                 | Veteran & Senior Citizen Taxes             | .06 28,940.00     |
| Elections                              | 516.00              | Federal Aid Revenues                              |                           | Total Taxes for Rate Computation           | 2.69 1,365,905.34 |
| General Administration (other)         | 35,100.00           | Sale of Acquired Property                         |                           | Special District Taxes                     |                   |
| <b>JUDICIARY</b>                       |                     | Other Miscellaneous Revenues                      | 52,834.27                 | Bank Stock Taxes                           | 1,827.96          |
| Municipal Courts                       | 3,025.00            | 1969 Revenues                                     | 1,588,154.04              | Added and Omitted Taxes                    | 47,918.06         |
| <b>PUBLIC SAFETY</b>                   |                     | Prior Years Surplus Appropriated                  | 80,000.00                 | Total Taxes Levied - ABSTRACT              | 1,386,711.36      |
| Fire Protection                        | 26,933.00           | <b>REVENUES</b>                                   | <b>TOTAL</b> 1,668,154.04 | <b>TOTAL TAXES BILLED</b>                  | 1,387,557.97      |
| Police Protection                      | 96,354.00           |   |                           | 1969 TAXES COLLECTED                       | 1,313,280.74      |
| Civil Defense & Disaster Control       | 400.00              | <b>1969 REAL PROPERTY VALUATIONS</b>              |                           | 1969 Taxes Cancelled, Abated or Adjusted   | 21,061.42         |
| Environmental Inspection & Control     | 5,383.00            | Code Class # of Parcels %VAL'N                    | ASSESSED VALUATION        | Transfer to Tax Title Liens or Foreclosed  | 108.68            |
| Other Public Safety                    |                     | 1 Vacant Land 176 8.49                            | 4,040,400.00              | Balance Outstanding Dec. 31, 1969          | 53,107.13         |
| <b>PUBLIC WORKS</b>                    |                     | 2 Residential 1178 62.56                          | 29,766,200.00             | <b>PRIOR YEARS TAXES OUTSTANDING</b>       |                   |
| Streets and Drainage                   | 56,720.00           | 3 Farm  |                           | Balance January 1, 1969                    | 12,438.69         |
| Sewers and Sewage Processing           |                     | 4a Commercial 55 7.27                             | 3,460,000.00              | Collected in 1969                          | 11,945.83         |
| Garbage and Trash Disposal             | 54,000.00           | 4b Industrial 30 21.67                            | 10,310,100.00             | Cancelled, Abated or Adjusted (1969)       | 279.33            |
| Public Buildings and Grounds           | 1,600.00            | 4c Apartments                                     |                           | Transfers to Tax Title Liens or Foreclosed | 13.28             |
| Other Public Works                     |                     | Total 1439 99.99                                  | 47,576,700.00             | Balance December 31, 1969                  | 200.25            |
| <b>HEALTH and WELFARE</b>              |                     | <b>CAPITAL DEBT AUTHORIZED, DECEMBER 31, 1969</b> |                           | <b>TAX TITLE LIENS OUTSTANDING</b>         |                   |
| Health Services Except Environmental   | 11,620.04           | <b>ISSUED AND UNISSUED</b>                        |                           | Balance January 1, 1969                    | 484.25            |
| Welfare-Public Assistance              | 1,310.00            | School  | 2,156,441                 | Transfers From Taxes                       | 123.40            |
| Hospitals, Clinics, First Aid          |                     | Self-liquidating                                  |                           | Redeemed in 1969                           |                   |
| Animal, Insect, & Rodent Control       |                     | Other   | 4,005,583                 | Cancelled, Abated or Adjusted (1969)       |                   |
| Other Welfare Services                 |                     | Total   | 6,162,024                 | Transfers to Foreclosed Property           |                   |
| <b>RECREATION and CONSERVATION</b>     |                     | <b>ISSUED AND OUTSTANDING</b>                     |                           | Balance December 31, 1969                  | 607.65            |
| Beaches and Boardwalks                 |                     | School  | 2,156,441.68              | <b>PROPERTY ACQUIRED BY DEED OR</b>        |                   |
| Parks, Playgrounds, Shade Trees        | 1,317.00            | Self-Liquidating                                  |                           | <b>FORECLOSURE</b>                         |                   |
| Land Reclamation & Conservation        |                     | Other   | 3,494,607.94              | Balance January 1, 1969                    | 1,135.00          |
| Other Recreational Services            | 11,700.00           | Total   | 5,651,049.62              | Transfers From Taxes or Liens              |                   |
| <b>EDUCATION (excluding schools)</b>   |                     | <b>EQUALIZED VALUATION BASIS</b>                  |                           | Sale for Cash (1969)                       |                   |
| Libraries                              | 7,000.00            | <b>FOR NET DEBT COMPUTATION</b>                   |                           | Cancelled, Abated or Adjusted (1969)       |                   |
| Other Educational Services             |                     | <b>1969 CAPITAL OUTLAY</b>                        |                           | Balance December 31, 1969                  | 1,135.00          |
| <b>STATUTORY EXPENDITURES</b>          |                     | <b>TOTAL</b>                                      |                           | <b>CURRENT FINANCES DECEMBER 31, 1969</b>  |                   |
| Pensions & F.I.C.A.                    | 15,465.14           |   |                           | <b>ASSETS</b>                              |                   |
| Employee Fringe Benefits               | 8,060.00            |   |                           | Cash Dec. 31, 1969                         | 137,445.25        |
| Other Statutory Expenditures           |                     |   |                           | Taxes Receivable                           | 53,307.38         |
| <b>MUNICIPAL FUNCTIONS</b>             |                     |   |                           | Tax Title Liens                            | 607.65            |
| CAPITAL IMPROVEMENTS                   | 2,000.00            |   |                           | Foreclosed Property                        | 1,135.00          |
| <b>DEBT SERVICE</b>                    |                     |   |                           | Emergencies & Other Deferred Charges       | 20,300.00         |
| Principal Payments                     | 17,000.00           |   |                           | State Aid Receivable                       | 1,317.00          |
| Interest Payments                      | 8,981.00            |   |                           | Other Receivables                          | 1,348.22          |
| <b>DEFERRED CHARGES</b>                |                     |   |                           | Total                                      | 215,460.50        |
| SCHOOL, COUNTY, SPECIAL DISTRICT TAXES | 3,931.82            |   |                           | <b>LIABILITIES</b>                         |                   |
| <b>RESERVE FOR UNCOLLECTED TAXES</b>   |                     |   |                           | Cash Liabilities                           | 30,319.07         |
|  | 1,245,751.30        |   |                           | Reserves for Receivables                   | 56,398.25         |
|  | 26,500.53           |   |                           | Surplus Dec. 31, 1969                      | 128,743.18        |
| <b>EXPENDITURES</b>                    |                     |   |                           | Total                                      | 215,460.50        |
| <b>TOTAL</b>                           | <b>1,661,097.83</b> |   |                           |  |                   |

0507  
Population 1960 3,598  
Population 1969 3,850  
BB  
Moody Rating  
Land Area 1.80 Sq Miles

# NORTH WILDWOOD CITY - CAPE MAY COUNTY

Net Valuation Taxable 51,207,916  
State Equalized Value 70,934,916  
Net Valuation on Which County Taxes are apportioned: 68,690,213  
State Equalization Ratio .7219  
General Tax Rate Per \$100. 2.99  
State Equalized General Tax Rate: 2.15

PER CAPITA:  
Gross Debt 375.45  
Net Debt 299.95  
Debt Service 30.73  
Total Tax Levy 394.56  
Municipal Expenditures 440.53

PER CENT:  
Gross Debt 2.24  
Net Debt 1.79  
Tax Levy Collected 92.95  
Tax Levy Cancelled, Abated or Adjusted .54

| 1969 EXPENDITURES                      |              | 1969 REVENUES                    |  | 1969 PROPERTY TAX                               |                   |
|--|--------------|----------------------------------|--|---|-------------------|
| <b>GENERAL GOVERNMENT</b>              |              | 1969 — Property Taxes Collected  |  | <b>STATE EQUALIZED TAX RATE</b>                 |                   |
| Governing Body & Public Boards         |              | 1,412,852.95                     |  | Local District School Taxes                     | ↓.51 362,543.93   |
| Municipal Clerk                        |              |                                  |  | Regional & Consolidated School Tax              |                   |
| Financial Administration               | 61,600.00    | 74,766.00                        |  | School Taxes in Municipal Budget                | .04 26,716.00     |
| Assessment of Taxes                    | 9,600.00     | 69,821.00                        |  | County Taxes                                    | .53 376,166.55    |
| Collection of Taxes                    | 24,550.00    | 82,876.94                        |  | County Library Taxes                            | .01 9,841.72      |
| Planning, Housing & Development        | 8,100.00     | Other Miscellaneous Tax Revenues |  | Local Municipal Purpose Taxes                   | 1.01 717,071.76   |
| Human Resources                        |              | 40,121.92                        |  | Veteran & Senior Citizen Taxes                  | .05 38,210.00     |
| Elections                              |              | Federal Aid Revenues             |  | Total Taxes for Rate Computation                | 2.15 1,530,549.96 |
| General Administration (other)         | 94,450.00    | Sale of Acquired Property        |  | Special District Taxes                          |                   |
| <b>JUDICIARY</b>                       |              | 145,301.84                       |  | Bank Stock Taxes                                | 912.24            |
| Municipal Courts                       | 11,100.00    | Other Miscellaneous Revenues     |  | Added and Omitted Taxes                         | 25,790.31         |
| <b>PUBLIC SAFETY</b>                   |              | 1969 Revenues                    |  | Total Taxes Levied - ABSTRACT                   | 1,519,042.51      |
| Fire Protection                        | 81,000.00    | Prior Years Surplus Appropriated |  | <b>TOTAL TAXES BILLED</b>                       | 1,520,089.08      |
| Police Protection                      | 192,000.00   | REVENUES                         |  | 1969 TAXES COLLECTED                            | 1,412,852.95      |
| Civil Defense & Disaster Control       | 2,800.00     | 1969 REAL PROPERTY VALUATIONS    |  | 1969 Taxes Cancelled, Abated or Adjusted        | 8,258.92          |
| Environmental Inspection & Control     | 8,200.00     |                                  |  | Transfer to Tax Title Liens or Foreclosed       | 2,087.02          |
| Other Public Safety                    |              |                                  |  | Balance Outstanding Dec. 31, 1969               | 96,890.19         |
| <b>PUBLIC WORKS</b>                    |              |                                  |  | <b>PRIOR YEARS TAXES OUTSTANDING</b>            |                   |
| Streets and Drainage                   | 203,000.00   |                                  |  | Balance January 1, 1969                         | 73,439.35         |
| Sewers and Sewage Processing           | 60,350.00    |                                  |  | Collected in 1969                               | 71,040.35         |
| Garbage and Trash Disposal             | 67,900.00    |                                  |  | Cancelled, Abated or Adjusted (1969)            |                   |
| Public Buildings and Grounds           | 34,500.00    |                                  |  | Transfers to Tax Title Liens or Foreclosed      |                   |
| Other Public Works                     |              |                                  |  | Balance December 31, 1969                       | 2,399.00          |
| <b>HEALTH and WELFARE</b>              |              |                                  |  | <b>TAX TITLE LIENS OUTSTANDING</b>              |                   |
| Health Services Except Environmental   | 5,500.00     |                                  |  | Balance January 1, 1969                         | 4,853.65          |
| Welfare-Public Assistance              | 500.00       |                                  |  | Transfers From Taxes                            | 2,178.14          |
| Hospitals, Clinics, First Aid          |              |                                  |  | Redeemed in 1969                                | 3,725.65          |
| Animal, Insect, & Rodent Control       | 1,700.00     |                                  |  | Cancelled, Abated or Adjusted (1969)            |                   |
| Other Welfare Services                 |              |                                  |  | Transfers to Foreclosed Property                |                   |
| <b>RECREATION and CONSERVATION</b>     |              |                                  |  | Balance December 31, 1969                       | 3,306.14          |
| Beaches and Boardwalks                 | 65,000.00    |                                  |  | <b>PROPERTY ACQUIRED BY DEED OR FORECLOSURE</b> |                   |
| Parks, Playgrounds, Shade Trees        |              |                                  |  | Balance January 1, 1969                         | 190,082.00        |
| Land Reclamation & Conservation        | 21,200.00    |                                  |  | Transfers From Taxes or Liens                   |                   |
| Other Recreational Services            |              |                                  |  | Sale for Cash (1969)                            | 102,000.00        |
| <b>EDUCATION (excluding schools)</b>   |              |                                  |  | Cancelled, Abated or Adjusted (1969)            |                   |
| Libraries                              |              |                                  |  | Balance December 31, 1969                       | 88,082.00         |
| Other Educational Services             |              |                                  |  | <b>CURRENT FINANCES DECEMBER 31, 1969</b>       |                   |
| <b>STATUTORY EXPENDITURES</b>          |              |                                  |  | <b>ASSETS</b>                                   |                   |
| Pensions & F.I.C.A.                    | 76,150.00    |                                  |  | Cash Dec. 31, 1969                              | 295,352.38        |
| Employee Fringe Benefits               | 32,000.00    |                                  |  | Taxes Receivable                                | 99,289.19         |
| Other Statutory Expenditures           |              |                                  |  | Tax Title Liens                                 | 3,306.14          |
| <b>MUNICIPAL FUNCTIONS</b>             |              |                                  |  | Foreclosed Property                             | 88,082.00         |
| CAPITAL IMPROVEMENTS                   | 350,500.00   |                                  |  | Emergencies & Other Deferred Charges            | 429,053.00        |
| <b>DEBT SERVICE</b>                    |              |                                  |  | State Aid Receivable                            | 64,197.00         |
| Principal Payments                     | 70,000.00    |                                  |  | Other Receivables                               |                   |
| Interest Payments                      | 48,296.00    |                                  |  | Total   | 979,279.71        |
| <b>TYPE I SCHL DEBT *MEMO</b>          |              |                                  |  | <b>LIABILITIES</b>                              |                   |
| DEFERRED CHARGES                       | 50,036.24    |                                  |  | Cash Liabilities                                | 556,870.27        |
| SCHOOL, COUNTY, SPECIAL DISTRICT TAXES | 775,268.20   |                                  |  | Reserves for Receivables                        | 190,677.33        |
| RESERVE FOR UNCOLLECTED TAXES          | 116,014.36   |                                  |  | Surplus Dec. 31, 1969                           | 231,732.11        |
| <b>EXPENDITURES</b>                    |              |                                  |  | Total   | 979,279.71        |
| TOTAL                                  | 2,471,314.80 |                                  |  |   |                   |

\* ABOVE DEBT SERVICE INCLUDES TYPE I SCHOOL DEBT

|                 |       |                                     |                          |        |                             |      |                        |          |                            |       |
|-----------------|-------|-------------------------------------|--------------------------|--------|-----------------------------|------|------------------------|----------|----------------------------|-------|
| 0241            |       | NORWOOD BORO                        | -                        | BERGEN | COUNTY                      |      | PER CAPITA:            |          | PER CENT:                  |       |
| Population 1960 | 2,852 | Net Valuation Taxable               | 38,044,346               |        |                             |      | Gross Debt             | 1,081.98 | Gross Debt                 | 11.81 |
| Population 1969 | 4,120 | State Equalized Value               | 39,882,949               |        | General Tax Rate Per \$100. | 2.81 | Net Debt               | 704.60   | Net Debt                   | 7.69  |
|                 |       | Net Valuation on Which County Taxes |                          |        |                             |      | Debt Service           | .05      | Tax Levy Collected         | 92.18 |
| Moody Rating    |       | are apportioned:                    | 39,343,631               |        | State Equalized             |      | Total Tax Levy         | 259.70   | Tax Levy Cancelled, Abated |       |
| Land Area       | 2.90  | Sq. Miles                           | State Equalization Ratio | .9539  | General Tax Rate:           | 2.68 | Municipal Expenditures | 94.94    | or Adjusted                | .17   |

| 1969 EXPENDITURES                      |                     | 1969 REVENUES   |                     | 1969 PROPERTY TAX                               |                     |
|--|---------------------|---|---------------------|---|---------------------|
| <b>GENERAL GOVERNMENT</b>              |                     | <b>1969 — Property Taxes Collected</b>                    |                     | <b>STATE EQUALIZED TAX RATE</b>                 |                     |
| Governing Body & Public Boards         |                     | 1969 Payments in Lieu of Taxes                            | 986,361.13          | Local District School Taxes                     | 1.12 446,413.57     |
| Municipal Clerk                        |                     | Delinquent Tax & Lien Collections                         | 8,253.67            | Regional & Consolidated School Tax              | 1.05 417,057.68     |
| Financial Administration               | 15,300.00           | Business Personalty Replacement Taxes                     | 53,152.56           | School Taxes in Municipal Budget                |                     |
| Assessment of Taxes                    | 5,100.00            | Taxes from Public Utilities                               | 16,995.75           | County Taxes                                    | .41 161,892.28      |
| Collection of Taxes                    | 7,460.00            | Other Miscellaneous Tax Revenues                          | 111,441.57          | County Library Taxes                            |                     |
| Planning, Housing & Development        | 3,250.00            | State Aid Revenues  | 28,894.32           | Local Municipal Purpose Taxes                   | .04 15,304.08       |
| Human Resources                        |                     | Federal Aid Revenues                                      |                     | Veteran & Senior Citizen Taxes                  | .06 25,750.00       |
| Elections                              |                     | Sale of Acquired Property                                 | 8,300.00            | Total Taxes for Rate Computation                | 2.68 1,066,417.61   |
| General Administration (other)         | 18,950.00           | Other Miscellaneous Revenues                              | 44,621.31           | Special District Taxes                          |                     |
| <b>JUDICIARY</b>                       |                     | 1969 Revenues   | 1,258,020.31        | Bank Stock Taxes                                | 1,982.55            |
| Municipal Courts                       | 4,160.00            | Prior Years Surplus Appropriated                          | 160,000.00          | Added and Omitted Taxes                         | 27,333.96           |
| <b>PUBLIC SAFETY</b>                   |                     | <b>REVENUES TOTAL</b>                                     | <b>1,418,020.31</b> | Total Taxes Levied - ABSTRACT                   | 1,069,984.12        |
| Fire Protection                        | 18,650.00           |   |                     | <b>TOTAL TAXES BILLED</b>                       | <b>1,069,984.12</b> |
| Police Protection                      | 111,615.00          |   |                     | 1969 TAXES COLLECTED                            | 986,361.13          |
| Civil Defense & Disaster Control       | 25.00               |   |                     | 1969 Taxes Cancelled, Abated or Adjusted        | 1,852.21            |
| Environmental Inspection & Control     | 2,700.00            |   |                     | Transfer to Tax Title Liens or Foreclosed       | 5,648.10            |
| Other Public Safety                    |                     |   |                     | Balance Outstanding Dec. 31, 1969               | 76,122.68           |
| <b>PUBLIC WORKS</b>                    |                     | <b>1969 REAL PROPERTY VALUATIONS</b>                      |                     | <b>PRIOR YEARS TAXES OUTSTANDING</b>            |                     |
| Streets and Drainage                   | 63,100.00           | Code Class # of Parcels %VAL'N ASSESSED VALUATION         |                     | Balance January 1, 1969                         | 55,955.00           |
| Sewers and Sewage Processing           | 15,000.00           | 1 Vacant Land 466 10.25 3,870,970.00                      |                     | Collected in 1969                               | 53,107.92           |
| Garbage and Trash Disposal             |                     | 2 Residential 1061 80.54 30,413,760.00                    |                     | Cancelled, Abated or Adjusted (1969)            | 557.49              |
| Public Buildings and Grounds           | 5,700.00            | 3 Farm 2 .17 66,000.00                                    |                     | Transfers to Tax Title Liens or Foreclosed      | 2,289.59            |
| Other Public Works                     |                     | 4a Commercial 28 3.84 1,450,900.00                        |                     | Balance December 31, 1969                       |                     |
| <b>HEALTH and WELFARE</b>              |                     | 4b Industrial 20 5.20 1,962,200.00                        |                     | <b>TAX TITLE LIENS OUTSTANDING</b>              |                     |
| Health Services Except Environmental   | 7,650.00            | 4c Apartments   |                     | Balance January 1, 1969                         | 16,071.80           |
| Welfare-Public Assistance              | 955.00              | Total 1577 100.00 37,763,830.00                           |                     | Transfers From Taxes                            | 8,229.78            |
| Hospitals, Clinics, First Aid          |                     |   |                     | Redeemed in 1969                                | 44.64               |
| Animal, Insect, & Rodent Control       |                     |   |                     | Cancelled, Abated or Adjusted (1969)            |                     |
| Other Welfare Services                 |                     |   |                     | Transfers to Foreclosed Property                |                     |
| <b>RECREATION and CONSERVATION</b>     |                     | <b>CAPITAL DEBT AUTHORIZED, DECEMBER 31, 1969</b>         |                     | Balance December 31, 1969                       | 24,256.94           |
| Beaches and Boardwalks                 |                     | <b>ISSUED AND UNISSUED</b>                                |                     | <b>PROPERTY ACQUIRED BY DEED OR FORECLOSURE</b> |                     |
| Parks, Playgrounds, Shade Trees        |                     | School  | 1,554,784           | Balance January 1, 1969                         | 131,785.16          |
| Land Reclamation & Conservation        |                     | Self-Liquidating  | 2,902,966           | Transfers From Taxes or Liens                   |                     |
| Other Recreational Services            | 7,920.00            | Other   | 2,902,966           | Sale for Cash (1969)                            | 8,300.00            |
| <b>EDUCATION (excluding schools)</b>   |                     | Total   | 4,457,750           | Cancelled, Abated or Adjusted (1969)            |                     |
| Libraries                              | 5,000.00            | <b>ISSUED AND OUTSTANDING</b>                             |                     | Balance December 31, 1969                       | 123,485.16          |
| Other Educational Services             |                     | School  | 1,554,784.51        | <b>CURRENT FINANCES DECEMBER 31, 1969</b>       |                     |
| <b>STATUTORY EXPENDITURES</b>          |                     | Self-Liquidating  | 2,000,000.00        | <b>ASSETS</b>                                   |                     |
| Pensions & F.I.C.A.                    | 11,900.00           | Other   | 3,554,784.51        | Cash Dec. 31, 1969                              | 314,017.93          |
| Employee Fringe Benefits               |                     | Total   | 3,554,784.51        | Taxes Receivable                                | 76,122.68           |
| Other Statutory Expenditures           |                     | <b>EQUALIZED VALUATION BASIS FOR NET DEBT COMPUTATION</b> |                     | Tax Title Liens                                 | 24,256.94           |
| <b>MUNICIPAL FUNCTIONS</b>             |                     | 1969 CAPITAL OUTLAY                                       | 52,625.75           | Foreclosed Property                             | 123,485.16          |
| CAPITAL IMPROVEMENTS                   | 5,000.00            | Beaches and Boardwalks                                    |                     | Emergencies & Other Deferred Charges            | 75,655.53           |
| <b>DEBT SERVICE</b>                    |                     | Parks and Playgrounds                                     | 5,000.00            | State Aid Receivable                            | 6,079.36            |
| Principal Payments                     |                     | Public Buildings and Grounds                              |                     | Other Receivables                               | 15,210.83           |
| Interest Payments                      | 200.00              | Vehicular Equipment                                       | 8,551.74            | Total   | 634,828.43          |
| <b>DEFERRED CHARGES</b>                |                     | Streets, Roads, Sidewalks, Storm Sewers                   |                     | <b>LIABILITIES</b>                              |                     |
| SCHOOL, COUNTY, SPECIAL DISTRICT TAXES | 1,025,363.53        | Sewer System  | 39,074.01           | Cash Liabilities                                | 116,861.12          |
| RESERVE FOR UNCOLLECTED TAXES          | 77,931.95           | Water Service   |                     | Reserves for Receivables                        | 239,075.61          |
| <b>EXPENDITURES</b>                    |                     | Other Utilities   |                     | Surplus Dec. 31, 1969                           | 278,891.70          |
|  |                     | Hospitals and Clinics                                     |                     | Total   | 634,828.43          |
|  |                     | Garbage and Trash Disposal Facilities                     |                     |   |                     |
|  |                     | Health Equipment  |                     |   |                     |
|  |                     | Library and Education Facilities                          |                     |   |                     |
|  |                     | Conservation and Recreation                               |                     |   |                     |
|  |                     | Other Expenditures  |                     |   |                     |
| <b>TOTAL</b>                           | <b>1,416,530.48</b> |   |                     |   |                     |

0716  
Population 1960 29,513  
Population 1969 32,600  
Moody Rating  
Land Area 3.40 Sq. Miles

NUTLEY TOWN - ESSEX COUNTY  
Net Valuation Taxable 246,813,800  
State Equalized Value 244,007,711  
General Tax Rate Per \$100. 3.42  
Net Valuation on Which County Taxes are apportioned: 247,583,834  
State Equalized General Tax Rate: 3.45

PER CAPITA:  
Gross Debt 123.67  
Net Debt 13.03  
Debt Service 2.10  
Total Tax Levy 255.66  
Municipal Expenditures 107.88

PER CENT:  
Gross Debt 1.71  
Net Debt .18  
Tax Levy Collected 98.28  
Tax Levy Cancelled, Abated or Adjusted .06

| 1969 EXPENDITURES                      |              | 1969 REVENUES                                     |  | 1969 PROPERTY TAX                          |                   |
|--|--------------|---|--|--|-------------------|
| GENERAL GOVERNMENT                     |              | 1969 — Property Taxes Collected                   |  | STATE EQUALIZED TAX RATE                   |                   |
| Governing Body & Public Boards         | 10,200.00    | 1969 Payments in Lieu of Taxes                    |  | Local District School Taxes                | 1.50 3,653,250.79 |
| Municipal Clerk                        | 26,300.00    | Delinquent Tax & Lien Collections                 |  | Regional & Consolidated School Tax         |                   |
| Financial Administration               | 148,000.00   | Business Personality Replacement Taxes            |  | School Taxes in Municipal Budget           |                   |
| Assessment of Taxes                    | 20,900.00    | Taxes from Public Utilities                       |  | County Taxes                               | 1.15 2,808,935.74 |
| Collection of Taxes                    | 35,500.00    | Other Miscellaneous Tax Revenues                  |  | County Library Taxes                       |                   |
| Planning, Housing & Development        | 12,850.00    | State Aid Revenues                                |  | Local Municipal Purpose Taxes              | .74 1,805,561.60  |
| Human Resources                        | 8,000.00     | Federal Aid Revenues                              |  | Veteran & Senior Citizen Taxes             | .07 169,890.00    |
| Elections                              |              | Sale of Acquired Property                         |  | Total Taxes for Rate Computation           | 3.46 8,437,638.13 |
| General Administration (other)         | 108,560.09   | Other Miscellaneous Revenues                      |  | Special District Taxes                     |                   |
| JUDICIARY                              |              | 1969 Revenues                                     |  | Bank Stock Taxes                           | 13,441.98         |
| Municipal Courts                       | 11,600.00    | Prior Years Surplus Appropriated                  |  | Added and Omitted Taxes                    | 53,222.04         |
| PUBLIC SAFETY                          |              | REVENUES  |  | Total Taxes Levied - ABSTRACT              | 8,334,412.15      |
| Fire Protection                        | 321,360.00   | 1969 REAL PROPERTY VALUATIONS                     |  | TOTAL TAXES BILLED                         | 8,337,845.72      |
| Police Protection                      | 638,370.00   | Code Class # of Parcels %VAL'N ASSESSED VALUATION |  | 1969 TAXES COLLECTED                       | 8,194,158.17      |
| Civil Defense & Disaster Control       | 12,280.00    | 1 Vacant Land 346 .92 2,226,000.00                |  | 1969 Taxes Cancelled, Abated or Adjusted   | 5,308.85          |
| Environmental Inspection & Control     | 20,485.60    | 2 Residential 6986 69.11 167,403,900.00           |  | Transfer to Tax Title Liens or Foreclosed  | 9,734.58          |
| Other Public Safety                    | 4,500.00     | 3 Farm 448 8.59 20,802,000.00                     |  | Balance Outstanding Dec. 31, 1969          | 128,644.12        |
| PUBLIC WORKS                           |              | 4a Commercial 62 14.52 35,172,900.00              |  | PRIOR YEARS TAXES OUTSTANDING              |                   |
| Streets and Drainage                   | 235,983.09   | 4b Industrial 66 6.86 16,612,700.00               |  | Balance January 1, 1969                    | 160,025.50        |
| Sewers and Sewage Processing           | 189,129.59   | Total 7908 100.00 242,217,500.00                  |  | Collected in 1969                          | 139,404.01        |
| Garbage and Trash Disposal             | 169,990.00   | CAPITAL DEBT AUTHORIZED, DECEMBER 31, 1969        |  | Cancelled, Abated or Adjusted (1969)       | 17,133.24         |
| Public Buildings and Grounds           | 51,500.00    | ISSUED AND UNISSUED                               |  | Transfers to Tax Title Liens or Foreclosed |                   |
| Other Public Works                     |              | SCHOOL  |  | Balance December 31, 1969                  | 3,488.25          |
| HEALTH and WELFARE                     |              | GROSS DEBT  |  | TAX TITLE LIENS OUTSTANDING                |                   |
| Health Services Except Environmental   | 135,610.13   | NET DEBT  |  | Balance January 1, 1969                    | 15,392.22         |
| Welfare-Public Assistance              | 19,015.00    | Self-liquidating                                  |  | Transfers From Taxes                       | 15,108.88         |
| Hospitals, Clinics, First Aid          |              | Other   |  | Redeemed in 1969                           | 2,863.37          |
| Animal, Insect, & Rodent Control       | 2,000.00     | Total   |  | Cancelled, Abated or Adjusted (1969)       | 357.96            |
| Other Welfare Services                 |              | ISSUED AND OUTSTANDING                            |  | Transfers to Foreclosed Property           |                   |
| RECREATION and CONSERVATION            |              | SCHOOL  |  | Balance December 31, 1969                  | 27,279.77         |
| Beaches and Boardwalks                 |              | Self-Liquidating                                  |  | PROPERTY ACQUIRED BY DEED OR               |                   |
| Parks, Playgrounds, Shade Trees        | 158,262.00   | Other   |  | FORECLOSURE                                |                   |
| Land Reclamation & Conservation        |              | Total   |  | Balance January 1, 1969                    | 44,491.00         |
| Other Recreational Services            | 52,050.00    | EQUALIZED VALUATION BASIS                         |  | Transfers From Taxes or Liens              |                   |
| EDUCATION (excluding schools)          |              | FOR NET DEBT COMPUTATION                          |  | Balance January 1, 1969                    | 500.00            |
| Libraries                              | 118,843.00   | 1969 CAPITAL OUTLAY                               |  | Cancelled, Abated or Adjusted (1969)       | 3,800.00          |
| Other Educational Services             | 7,000.00     | Beaches and Boardwalks                            |  | Balance December 31, 1969                  | 40,191.00         |
| STATUTORY EXPENDITURES                 |              | Parks and Playgrounds                             |  | CURRENT FINANCES DECEMBER 31, 1969         |                   |
| Pensions & F.I.C.A.                    | 264,000.00   | Public Buildings and Grounds                      |  | ASSETS                                     |                   |
| Employee Fringe Benefits               | 42,802.31    | Vehicular Equipment                               |  | Cash Dec. 31, 1969                         | 1,452,841.35      |
| Other Statutory Expenditures           |              | Streets, Roads, Sidewalks, Storm Sewers           |  | Taxes Receivable                           | 132,132.37        |
| MUNICIPAL FUNCTIONS                    |              | Sewer System                                      |  | Tax Title Liens                            | 27,279.77         |
| CAPITAL IMPROVEMENTS                   |              | Water Service                                     |  | Foreclosed Property                        | 40,191.00         |
| DEBT SERVICE                           |              | Other Utilities                                   |  | Emergencies & Other Deferred Charges       | 12,000.00         |
| Principal Payments                     | 63,260.51    | Hospitals and Clinics                             |  | State Aid Receivable                       | 26,600.29         |
| Interest Payments                      | 5,125.00     | Garbage and Trash Disposal Facilities             |  | Other Receivables                          | 6,725.83          |
| DEFERRED CHARGES                       |              | Health Equipment                                  |  | Total                                      | 1,697,770.61      |
| SCHOOL, COUNTY, SPECIAL DISTRICT TAXES |              | Library and Education Facilities                  |  | LIABILITIES                                |                   |
| RESERVE FOR UNCOLLECTED TAXES          |              | Conservation and Recreation                       |  | Cash Liabilities                           | 510,559.74        |
| EXPENDITURES                           |              | Other Expenditures                                |  | Reserves for Receivables                   | 206,328.97        |
| TOTAL                                  | 9,978,966.59 | TOTAL   |  | Surplus Dec. 31, 1969                      | 980,881.90        |
|  |              |   |  | Total                                      | 1,697,770.61      |

|                          |  |                                  |        |                              |  |
|--------------------------|--|----------------------------------|--------|------------------------------|--|
| 0242                     | OAKLAND BORO   | - BERGEN                         | COUNTY | PER CAPITA:                  | PER CENT:                                  |
| Population 1960 9,446    | Net Valuation Taxable 112,050,066                                |                                  |        | Gross Debt 608.21            | Gross Debt 8.13                            |
| Population 1969 13,710   | State Equalized Value 111,293,271                                | General Tax Rate Per \$100. 3.91 |        | Net Debt 123.04              | Net Debt 1.64                              |
| S & P Rating BBB         | Net Valuation on Which County Taxes are apportioned: 107,364,822 | State Equalized                  |        | Debt Service 9.30            | Tax Levy Collected 96.45                   |
| Moody Rating BA          | State Equalization Ratio 1.0068                                  | General Tax Rate: 3.93           |        | Total Tax Levy 317.22        | Tax Levy Cancelled, Abated or Adjusted .44 |
| Land Area 9.10 Sq. Miles |  |                                  |        | Municipal Expenditures 91.76 |  |

| 1969 EXPENDITURES                                |              | 1969 REVENUES                                   |  | 1969 PROPERTY TAX                          |              |
|--|--------------|---|--|--|--------------|
| <b>GENERAL GOVERNMENT</b>                        |              | 1969 — Property Taxes Collected 4,200,909.79    |  | <b>STATE EQUALIZED TAX RATE</b>            |              |
| Governing Body & Public Boards                   |              | 1969 Payments in Lieu of Taxes                  |  | Local District School Taxes 1.78           | 1,978,943.00 |
| Municipal Clerk                                  |              | Delinquent Tax & Lien Collections 76,289.28     |  | Regional & Consolidated School Tax 1.06    | 1,178,436.21 |
| Financial Administration 34,450.00               |              | Business Personalty Replacement Taxes 46,682.00 |  | School Taxes in Municipal Budget           |              |
| Assessment of Taxes 22,414.00                    |              | Taxes from Public Utilities 142,212.73          |  | County Taxes .40                           | 441,654.33   |
| Collection of Taxes 16,650.00                    |              | Other Miscellaneous Tax Revenues 1,785.00       |  | County Library Taxes                       |              |
| Planning, Housing & Development 6,750.00         |              | State Aid Revenues 39,834.11                    |  | Local Municipal Purpose Taxes .63          | 702,263.67   |
| Human Resources                                  |              | Federal Aid Revenues                            |  | Veteran & Senior Citizen Taxes .07         | 74,170.00    |
| Elections  |              | Sale of Acquired Property                       |  | Total Taxes for Rate Computation 3.94      | 4,375,467.21 |
| General Administration (other) 93,135.00         |              | Other Miscellaneous Revenues 127,553.85         |  | Special District Taxes                     |              |
| <b>JUDICIARY</b>                                 |              | 1969 Revenues Total 4,635,266.76                |  | Bank Stock Taxes 1,751.60                  |              |
| Municipal Courts 7,305.00                        |              | Prior Years Surplus Appropriated 161,924.00     |  | Added and Omitted Taxes 46,021.83          |              |
| <b>PUBLIC SAFETY</b>                             |              | REVENUES TOTAL 4,797,190.76                     |  | Total Taxes Levied - ABSTRACT              | 4,349,070.64 |
| Fire Protection 37,550.00                        |              |   |  | <b>TOTAL TAXES BILLED</b>                  | 4,355,355.99 |
| Police Protection 277,750.00                     |              |   |  | 1969 TAXES COLLECTED                       | 4,200,909.79 |
| Civil Defense & Disaster Control 900.00          |              |   |  | 1969 Taxes Cancelled, Abated or Adjusted   | 19,074.50    |
| Environmental Inspection & Control 13,540.00     |              |   |  | Transfer to Tax Title Liens or Foreclosed  | 254.15       |
| Other Public Safety                              |              |   |  | Balance Outstanding Dec. 31, 1969          | 135,117.55   |
| <b>PUBLIC WORKS</b>                              |              |   |  | <b>PRIOR YEARS TAXES OUTSTANDING</b>       |              |
| Streets and Drainage 150,350.00                  |              |   |  | Balance January 1, 1969                    | 87,659.58    |
| Sewers and Sewage Processing 3,500.00            |              |   |  | Collected in 1969                          | 76,195.91    |
| Garbage and Trash Disposal                       |              |   |  | Cancelled, Abated or Adjusted (1969)       |              |
| Public Buildings and Grounds 19,225.00           |              |   |  | Transfers to Tax Title Liens or Foreclosed | 9,401.70     |
| Other Public Works                               |              |   |  | Balance December 31, 1969                  | 2,061.97     |
| <b>HEALTH and WELFARE</b>                        |              |   |  | <b>TAX TITLE LIENS OUTSTANDING</b>         |              |
| Health Services Except Environmental 27,955.40   |              |   |  | Balance January 1, 1969                    | 1,778.58     |
| Welfare-Public Assistance 750.00                 |              |   |  | Transfers From Taxes                       | 10,792.53    |
| Hospitals, Clinics, First Aid                    |              |   |  | Redeemed in 1969                           | 93.37        |
| Animal, Insect, & Rodent Control                 |              |   |  | Cancelled, Abated or Adjusted (1969)       |              |
| Other Welfare Services                           |              |   |  | Transfers to Foreclosed Property:          |              |
| <b>RECREATION and CONSERVATION</b>               |              |   |  | Balance December 31, 1969                  | 12,477.74    |
| Beaches and Boardwalks                           |              |   |  | <b>PROPERTY ACQUIRED BY DEED OR</b>        |              |
| Parks, Playgrounds, Shade Trees 2,500.00         |              |   |  | <b>FORECLOSURE</b>                         |              |
| Land Reclamation & Conservation                  |              |   |  | Balance January 1, 1969                    | 61,800.00    |
| Other Recreational Services 39,347.00            |              |   |  | Transfers From Taxes or Liens              |              |
| <b>EDUCATION (excluding schools)</b>             |              |   |  | Sale for Cash (1969)                       |              |
| Libraries 45,049.00                              |              |   |  | Cancelled, Abated or Adjusted (1969)       |              |
| Other Educational Services                       |              |   |  | Balance December 31, 1969                  | 61,800.00    |
| <b>STATUTORY EXPENDITURES</b>                    |              |   |  | <b>CURRENT FINANCES DECEMBER 31, 1969</b>  |              |
| Pensions & F.I.C.A. 51,923.00                    |              |   |  | <b>ASSETS</b>                              |              |
| Employee Fringe Benefits 19,800.00               |              |   |  | Cash Dec. 31, 1969                         | 280,764.79   |
| Other Statutory Expenditures                     |              |   |  | Taxes Receivable                           | 137,179.52   |
| <b>MUNICIPAL FUNCTIONS</b>                       |              |   |  | Tax Title Liens                            | 12,477.74    |
| <b>CAPITAL IMPROVEMENTS</b>                      |              |   |  | Foreclosed Property                        | 61,800.00    |
| <b>DEBT SERVICE</b>                              |              |   |  | Emergencies & Other Deferred Charges       | 23,689.19    |
| Principal Payments 77,000.00                     |              |   |  | State Aid Receivable                       | 21,413.00    |
| Interest Payments 50,500.00                      |              |   |  | Other Receivables 2,011.65                 |              |
| <b>DEFERRED CHARGES</b>                          |              |   |  | Total 539,335.89                           |              |
| SCHOOL, COUNTY, SPECIAL DISTRICT TAXES 28,482.66 |              |   |  | <b>LIABILITIES</b>                         |              |
| RESERVE FOR UNCOLLECTED TAXES 175,125.75         |              |   |  | Cash Liabilities                           | 153,641.09   |
| <b>EXPENDITURES</b>                              |              |   |  | Reserves for Receivables                   | 213,468.91   |
| <b>TOTAL</b>                                     | 4,857,085.35 |   |  | Surplus Dec. 31, 1969                      | 172,225.89   |
|  |              |   |  | Total 539,335.89                           |              |

0426  
Population 1960 4,778  
Population 1969 5,290  
Moody Rating  
Land Area .72 Sq. Miles

OAKLYN BORO - CAMDEN COUNTY  
Net Valuation Taxable 9,879,023  
State Equalized Value 22,969,130 General Tax Rate Per \$100. 8.42  
Net Valuation on Which County Taxes are apportioned: 22,849,144 State Equalized General Tax Rate: 3.62  
State Equalization Ratio .4301

PER CAPITA:  
Gross Debt 8.41  
Net Debt 8.41  
Debt Service 1.31  
Total Tax Levy 151.80  
Municipal Expenditures 58.32  
PER CENT:  
Gross Debt .20  
Net Debt .20  
Tax Levy Collected 98.09  
Tax Levy Cancelled, Abated or Adjusted

| 1969 EXPENDITURES                      |              | 1969 REVENUES                         |              | 1969 PROPERTY TAX                          |                 |
|--|--------------|---------------------------------------|--------------|--|-----------------|
| GENERAL GOVERNMENT                     |              | 1969 — Property Taxes Collected       |              | STATE EQUALIZED TAX RATE                   |                 |
| Governing Body & Public Boards         |              | 1969 Payments in Lieu of Taxes        | 787,656.21   | Local District School Taxes                | 2.10 481,951.00 |
| Municipal Clerk                        |              | Delinquent Tax & Lien Collections     | 13,576.19    | Regional & Consolidated School Tax         |                 |
| Financial Administration               | 9,925.00     | Business Personalty Replacement Taxes | 17,455.95    | School Taxes in Municipal Budget           |                 |
| Assessment of Taxes                    | 2,325.00     | Taxes from Public Utilities           | 13,596.00    | County Taxes                               | .93 214,409.62  |
| Collection of Taxes                    | 6,577.00     | Other Miscellaneous Tax Revenues      | 48,764.99    | County Library Taxes                       | .02 4,724.97    |
| Planning, Housing & Development        | 400.00       | State Aid Revenues                    | 24,623.36    | Local Municipal Purpose Taxes              | .42 96,080.98   |
| Human Resources                        |              | Federal Aid Revenues                  |              | Veteran & Senior Citizen Taxes             | .15 33,910.00   |
| Elections                              |              | Sale of Acquired Property             |              | Total Taxes for Rate Computation           | 3.62 831,076.57 |
| General Administration (other)         | 23,282.00    | Other Miscellaneous Revenues          | 51,790.94    | Special District Taxes                     |                 |
| JUDICIARY                              |              | 1969 Revenues                         | 957,463.64   | Bank Stock Taxes                           | 2,419.02        |
| Municipal Courts                       | 3,253.50     | Prior Years Surplus Appropriated      | 70,000.00    | Added and Omitted Taxes                    | 3,435.63        |
| PUBLIC SAFETY                          |              | REVENUES                              | 1,027,463.64 | Total Taxes Levied - ABSTRACT              | 803,021.22      |
| Fire Protection                        | 9,925.00     |                                       |              | TOTAL TAXES BILLED                         | 803,021.22      |
| Police Protection                      | 77,612.00    |                                       |              | 1969 TAXES COLLECTED                       | 787,656.21      |
| Civil Defense & Disaster Control       | 230.00       |                                       |              | 1969 Taxes Cancelled, Abated or Adjusted   |                 |
| Environmental Inspection & Control     | 1,300.00     |                                       |              | Transfer to Tax Title Liens or Foreclosed  |                 |
| Other Public Safety                    |              |                                       |              | Balance Outstanding Dec. 31, 1969          | 15,365.01       |
| PUBLIC WORKS                           |              |                                       |              | PRIOR YEARS TAXES OUTSTANDING              |                 |
| Streets and Drainage                   | 45,974.00    |                                       |              | Balance January 1, 1969                    | 19,431.89       |
| Sewers and Sewage Processing           | 21,035.00    |                                       |              | Collected in 1969                          | 17,455.95       |
| Garbage and Trash Disposal             | 5,900.00     |                                       |              | Cancelled, Abated or Adjusted (1969)       |                 |
| Public Buildings and Grounds           | 17,155.00    |                                       |              | Transfers to Tax Title Liens or Foreclosed |                 |
| Other Public Works                     |              |                                       |              | Balance December 31, 1969                  | 1,975.94        |
| HEALTH and WELFARE                     |              |                                       |              | TAX TITLE LIENS OUTSTANDING                |                 |
| Health Services Except Environmental   | 225.00       |                                       |              | Balance January 1, 1969                    | 17.54           |
| Welfare-Public Assistance              | 1,225.00     |                                       |              | Transfers From Taxes                       |                 |
| Hospitals, Clinics, First Aid          |              |                                       |              | Redeemed in 1969                           |                 |
| Animal, Insect, & Rodent Control       | 200.00       |                                       |              | Cancelled, Abated or Adjusted (1969)       |                 |
| Other Welfare Services                 |              |                                       |              | Transfers to Foreclosed Property           |                 |
| RECREATION and CONSERVATION            |              |                                       |              | Balance December 31, 1969                  | 17.54           |
| Beaches and Boardwalks                 |              |                                       |              | PROPERTY ACQUIRED BY DEED OR               |                 |
| Parks, Playgrounds, Shade Trees        | 2,780.00     |                                       |              | FORECLOSURE                                |                 |
| Land Reclamation & Conservation        |              |                                       |              | Balance January 1, 1969                    | 227.00          |
| Other Recreational Services            | 1,000.00     |                                       |              | Transfers From Taxes or Liens              |                 |
| EDUCATION (excluding schools)          |              |                                       |              | Sale for Cash (1969)                       |                 |
| Libraries                              | 4,985.00     |                                       |              | Cancelled, Abated or Adjusted (1969)       |                 |
| Other Educational Services             |              |                                       |              | Balance December 31, 1969                  | 227.00          |
| STATUTORY EXPENDITURES                 |              |                                       |              | CURRENT FINANCES DECEMBER 31, 1969         |                 |
| Pensions & F.I.C.A.                    | 13,350.00    |                                       |              | ASSETS                                     |                 |
| Employee Fringe Benefits               | 2,891.50     |                                       |              | Cash Dec. 31, 1969                         | 208,153.36      |
| Other Statutory Expenditures           |              |                                       |              | Taxes Receivable                           | 17,340.95       |
| MUNICIPAL FUNCTIONS                    | 251,550.00   |                                       |              | Tax Title Liens                            | 17.54           |
| CAPITAL IMPROVEMENTS                   | 12,000.00    |                                       |              | Foreclosed Property                        | 227.00          |
| DEBT SERVICE                           |              |                                       |              | Emergencies & Other Deferred Charges       |                 |
| Principal Payments                     | 6,000.00     |                                       |              | State Aid Receivable                       | 10,000.00       |
| Interest Payments                      | 912.00       |                                       |              | Other Receivables                          | 2,277.09        |
| DEFERRED CHARGES                       | 3,000.00     |                                       |              | Total                                      | 238,015.94      |
| SCHOOL, COUNTY, SPECIAL DISTRICT TAXES | 701,085.59   |                                       |              | LIABILITIES                                |                 |
| RESERVE FOR UNCOLLECTED TAXES          | 35,038.00    |                                       |              | Cash Liabilities                           | 103,512.54      |
| EXPENDITURES                           | 1,009,585.59 |                                       |              | Reserves for Receivables                   | 19,862.58       |
|  |              |                                       |              | Surplus Dec. 31, 1969                      | 114,640.82      |
|  |              |                                       |              | Total                                      | 238,015.94      |

|                 |                |                                     |             |                             |      |                        |        |                            |       |
|-----------------|----------------|-------------------------------------|-------------|-----------------------------|------|------------------------|--------|----------------------------|-------|
| 0508            |                | OCEAN CITY                          | - CAPE MAY  | COUNTY                      |      | PER CAPITA:            |        | PER CENT:                  |       |
| Population 1960 | 7,618          | Net Valuation Taxable               | 194,632,035 |                             |      | Gross Debt             | 854.71 | Gross Debt                 | 3.35  |
| Population 1969 | 8,010          | State Equalized Value               | 220,521,227 | General Tax Rate Per \$100. | 2.80 | Net Debt               | 392.62 | Net Debt                   | 1.54  |
| S & P Rating    | BBB            | Net Valuation on Which County Taxes |             |                             |      | Debt Service           | 63.74  | Tax Levy Collected         | 94.86 |
| Moody Rating    | BAA            | are apportioned:                    | 214,135,400 | State Equalized             |      | Total Tax Levy         | 679.83 | Tax Levy Cancelled, Abated |       |
| Land Area       | 5.60 Sq. Miles | State Equalization Ratio            | .8826       | General Tax Rate:           | 2.47 | Municipal Expenditures | 673.79 | or Adjusted                | .15   |

| 1969 EXPENDITURES                      |              | 1969 REVENUES                              |                    | 1969 PROPERTY TAX                          |                   |
|--|--------------|--|--------------------|--|-------------------|
| GENERAL GOVERNMENT                     |              |  |                    | STATE EQUALIZED TAX RATE                   |                   |
| Governing Body & Public Boards         |              | 1969 — Property Taxes Collected            | 5,246,942.85       | Local District School Taxes                | .57 1,255,400.00  |
| Municipal Clerk                        | 20,592.01    | 1969 Payments in Lieu of Taxes             |                    | Regional & Consolidated School Tax         |                   |
| Financial Administration               | 145,469.93   | Delinquent Tax & Lien Collections          | 189,562.36         | School Taxes in Municipal Budget           | .08 183,475.00    |
| Assessment of Taxes                    | 25,222.50    | Business Personalty Replacement Taxes      | 156,588.00         | County Taxes                               | .53 1,163,707.73  |
| Collection of Taxes                    | 52,522.00    | Taxes from Public Utilities                | 377,404.33         | County Library Taxes                       |                   |
| Planning, Housing & Development        | 4,150.00     | Other Miscellaneous Tax Revenues           |                    | Local Municipal Purpose Taxes              | 1.25 2,766,888.37 |
| Human Resources                        |              | State Aid Revenues                         | 61,459.95          | Veteran & Senior Citizen Taxes             | .04 85,560.00     |
| Elections                              | 2,000.00     | Federal Aid Revenues                       |                    | Total Taxes for Rate Computation           | 2.47 5,455,031.10 |
| General Administration (other)         | 225,396.24   | Sale of Acquired Property                  | 168,532.00         | Special District Taxes                     |                   |
| JUDICIARY                              |              | Other Miscellaneous Revenues               | 337,387.94         | Bank Stock Taxes                           |                   |
| Municipal Courts                       | 29,567.15    | 1969 Revenues                              | 6,537,877.43       | Added and Omitted Taxes                    |                   |
| PUBLIC SAFETY                          |              | Prior Years Surplus Appropriated           | 350,000.00         | Total Taxes Levied - ABSTRACT              | 5,445,447.31      |
| Fire Protection                        | 496,483.80   | REVENUES                                   | 6,887,877.43       | TOTAL TAXES BILLED                         | 5,531,007.31      |
| Police Protection                      | 502,614.15   |  |                    | 1969 TAXES COLLECTED                       | 5,246,942.85      |
| Civil Defense & Disaster Control       | 14,466.05    | 1969 REAL PROPERTY VALUATIONS              |                    | 1969 Taxes Cancelled, Abated or Adjusted   | 8,070.00          |
| Environmental Inspection & Control     | 29,736.51    | Code Class # of Parcels %VAL'N             | ASSESSED VALUATION | Transfer to Tax Title Liens or Foreclosed  | 9,161.30          |
| Other Public Safety                    |              | 1 Vacant Land 3177 4.41                    | 8,500,500.00       | Balance Outstanding Dec. 31, 1969          | 266,833.16        |
| PUBLIC WORKS                           |              | 2 Residential 8266 79.82                   | 153,745,450.00     | PRIOR YEARS TAXES OUTSTANDING              |                   |
| Streets and Drainage                   | 453,926.72   | 3 Farm                                     |                    | Balance January 1, 1969                    | 239,897.46        |
| Sewers and Sewage Processing           |              | 4a Commercial 473 11.42                    | 21,992,150.00      | Collected in 1969                          | 181,400.15        |
| Garbage and Trash Disposal             | 196,601.46   | 4b Industrial                              |                    | Cancelled, Abated or Adjusted (1969)       |                   |
| Public Buildings and Grounds           | 381,814.88   | 4c Apartments 87 4.35                      | 8,371,650.00       | Transfers to Tax Title Liens or Foreclosed | 2,209.88          |
| Other Public Works                     | 51,673.06    | Total 12003 100.00                         | 192,609,750.00     | Balance December 31, 1969                  | 56,287.43         |
| HEALTH and WELFARE                     |              | CAPITAL DEBT AUTHORIZED, DECEMBER 31, 1969 |                    | TAX TITLE LIENS OUTSTANDING                |                   |
| Health Services Except Environmental   | 31,866.97    | ISSUED AND UNISSUED                        | GROSS DEBT         | Balance January 1, 1969                    | 16,436.15         |
| Welfare-Public Assistance              | 2,000.00     | School                                     | 2,240,000          | Transfers From Taxes                       | 11,640.01         |
| Hospitals, Clinics, First Aid          | 3,000.00     | Self-liquidating                           | 1,168,697          | Redeemed in 1969                           | 8,162.21          |
| Animal, Insect, & Rodent Control       | 9,903.60     | Other                                      | 3,437,525          | Cancelled, Abated or Adjusted (1969)       |                   |
| Other Welfare Services                 |              | Total                                      | 6,846,222          | Transfers to Foreclosed Property           |                   |
| RECREATION and CONSERVATION            |              | ISSUED AND OUTSTANDING                     |                    | Balance December 31, 1969                  | 19,913.95         |
| Beaches and Boardwalks                 | 239,506.65   | School                                     | 2,240,000.00       | PROPERTY ACQUIRED BY DEED OR               |                   |
| Parks, Playgrounds, Shade Trees        | 22,613.06    | Self-Liquidating                           | 1,101,000.00       | FORECLOSURE                                |                   |
| Land Reclamation & Conservation        |              | Other                                      | 2,477,525.00       | Balance January 1, 1969                    | 369,190.50        |
| Other Recreational Services            | 107,848.23   | Total                                      | 5,818,525.00       | Transfers From Taxes or Liens              |                   |
| EDUCATION (excluding schools)          |              | EQUALIZED VALUATION BASIS                  |                    | Sale for Cash (1969)                       | 297,800.00        |
| Libraries                              | 71,450.00    | FOR NET DEBT COMPUTATION                   | 204,287,678.33     | Cancelled, Abated or Adjusted (1969)       |                   |
| Other Educational Services             | 30,912.64    | 1969 CAPITAL OUTLAY                        | 1,839,301.95       | Balance December 31, 1969                  | 71,390.50         |
| STATUTORY EXPENDITURES                 |              | Beaches and Boardwalks                     |                    | CURRENT FINANCES DECEMBER 31, 1969         |                   |
| Pensions & F.I.C.A.                    | 327,122.39   | Parks and Playgrounds                      |                    | ASSETS                                     |                   |
| Employee Fringe Benefits               | 78,000.00    | Public Buildings and Grounds               |                    | Cash Dec. 31, 1969                         | 1,087,090.44      |
| Other Statutory Expenditures           |              | Vehicular Equipment                        | 44,925.00          | Taxes Receivable                           | 323,120.59        |
| MUNICIPAL FUNCTIONS                    | TOTAL        | Streets, Roads, Sidewalks, Storm Sewers    | 1,415,567.39       | Tax Title Liens                            | 19,913.95         |
| CAPITAL IMPROVEMENTS                   | 984,756.89   | Sewer System                               |                    | Foreclosed Property                        | 71,390.50         |
| DEBT SERVICE                           |              | Water Service                              |                    | Emergencies & Other Deferred Charges       | 453,133.81        |
| Principal Payments                     | 300,000.00   | Other Utilities                            |                    | State Aid Receivable                       | 86,416.39         |
| Interest Payments                      | 210,588.00   | Hospitals and Clinics                      |                    | Other Receivables                          | 856,935.48        |
| TYPE I SCHL DEBT *MEMO                 | 183,475.00   | Garbage and Trash Disposal Facilities      |                    | Total                                      | 2,898,001.16      |
| DEFERRED CHARGES                       | 75,319.22    | Health Equipment                           |                    | LIABILITIES                                |                   |
| SCHOOL, COUNTY, SPECIAL DISTRICT TAXES | 2,602,582.73 | Library and Education Facilities           |                    | Cash Liabilities                           | 1,692,658.89      |
| RESERVE FOR UNCOLLECTED TAXES          | 269,968.72   | Conservation and Recreation                |                    | Reserves for Receivables                   | 600,360.52        |
| EXPENDITURES                           | TOTAL        | Other Expenditures                         | 378,809.56         | Surplus Dec. 31, 1969                      | 604,981.75        |
|  | 7,999,675.56 |  |                    | Total                                      | 2,898,001.16      |

\* ABOVE DEBT SERVICE INCLUDES TYPE I SCHOOL DEBT

1337  
Population 1960 11,622  
Population 1969 17,790  
S & P Rating BBB  
Moody Rating BAA  
Land Area 11.10 Sq. Miles

OCEAN TWP - MONMOUTH COUNTY  
Net Valuation Taxable 147,532,014  
State Equalized Value 135,114,950 General Tax Rate Per \$100. 3.40  
Net Valuation on Which County Taxes are apportioned: 132,171,296 State Equalized  
State Equalization Ratio 1.0919 General Tax Rate: 3.71

PER CAPITA:  
Gross Debt 377.42  
Net Debt 104.37  
Debt Service 5.56  
Total Tax Levy 329.38  
Municipal Expenditures 100.46  
PER CENT:  
Gross Debt 5.37  
Net Debt 1.49  
Tax Levy Collected 93.70  
Tax Levy Cancelled, Abated or Adjusted .23

| 1969 EXPENDITURES                      |                     | 1969 REVENUES                         |                           | 1969 PROPERTY TAX                          |                     |
|--|---------------------|---------------------------------------|---------------------------|--|---------------------|
| <b>GENERAL GOVERNMENT</b>              |                     | 1969 — Property Taxes Collected       |                           | STATE EQUALIZED TAX RATE                   |                     |
| Governing Body & Public Boards         |                     | 1969 Payments in Lieu of Taxes        | 4,843,287.19              | Local District School Taxes                |                     |
| Municipal Clerk                        |                     | Delinquent Tax & Lien Collections     | 227,820.54                | Regional & Consolidated School Tax         | 2.45 3,316,338.29   |
| Financial Administration               | 78,386.00           | Business Personalty Replacement Taxes | 60,678.00                 | School Taxes in Municipal Budget           |                     |
| Assessment of Taxes                    | 25,454.25           | Taxes from Public Utilities           | 253,925.00                | County Taxes                               | .59 792,030.19      |
| Collection of Taxes                    | 34,486.00           | Other Miscellaneous Tax Revenues      |                           | County Library Taxes                       | .02 29,619.60       |
| Planning, Housing & Development        | 19,100.00           | State Aid Revenues                    | 57,738.69                 | Local Municipal Purpose Taxes              | .58 777,354.91      |
| Human Resources                        |                     | Federal Aid Revenues                  |                           | Veteran & Senior Citizen Taxes             | .08 104,150.00      |
| Elections                              | 3,800.00            | Sale of Acquired Property             | 44,280.51                 | Total Taxes for Rate Computation           | 3.72 5,019,492.99   |
| General Administration (other)         | 91,588.00           | Other Miscellaneous Revenues          | 157,987.45                | Special District Taxes                     | 170,793.76          |
| <b>JUDICIARY</b>                       |                     | 1969 Revenues                         | Total 5,645,717.38        | Bank Stock Taxes                           | 1,861.38            |
| Municipal Courts                       | 12,290.00           | Prior Years Surplus Appropriated      | 280,000.00                | Added and Omitted Taxes                    | 77,972.44           |
| <b>PUBLIC SAFETY</b>                   |                     | <b>REVENUES</b>                       | <b>TOTAL 5,925,717.38</b> | Total Taxes Levied - ABSTRACT              | 5,270,120.57        |
| Fire Protection                        | 1,500.00            |                                       |                           | <b>TOTAL TAXES BILLED</b>                  | <b>5,169,014.25</b> |
| Police Protection                      | 313,373.00          |                                       |                           | 1969 TAXES COLLECTED                       | 4,843,287.19        |
| Civil Defense & Disaster Control       | 1,550.00            |                                       |                           | 1969 Taxes Cancelled, Abated or Adjusted   | 11,655.49           |
| Environmental Inspection & Control     | 16,220.00           |                                       |                           | Transfer to Tax Title Liens or Foreclosed  | 6,350.42            |
| Other Public Safety                    |                     |                                       |                           | Balance Outstanding Dec. 31, 1969          | 307,721.15          |
| <b>PUBLIC WORKS</b>                    |                     |                                       |                           | <b>PRIOR YEARS TAXES OUTSTANDING</b>       |                     |
| Streets and Drainage                   | 336,372.44          |                                       |                           | Balance January 1, 1969                    | 216,387.67          |
| Sewers and Sewage Processing           |                     |                                       |                           | Collected in 1969                          | 205,728.83          |
| Garbage and Trash Disposal             | 260,000.00          |                                       |                           | Cancelled, Abated or Adjusted (1969)       | 8,997.32            |
| Public Buildings and Grounds           | 15,983.00           |                                       |                           | Transfers to Tax Title Liens or Foreclosed | 812.88              |
| Other Public Works                     |                     |                                       |                           | Balance December 31, 1969                  | 848.64              |
| <b>HEALTH and WELFARE</b>              |                     |                                       |                           | <b>TAX TITLE LIENS OUTSTANDING</b>         |                     |
| Health Services Except Environmental   | 29,494.00           |                                       |                           | Balance January 1, 1969                    | 33,293.00           |
| Welfare-Public Assistance              | 8,300.00            |                                       |                           | Transfers From Taxes                       | 7,299.07            |
| Hospitals, Clinics, First Aid          | 1,000.00            |                                       |                           | Redeemed in 1969                           | 22,091.71           |
| Animal, Insect, & Rodent Control       |                     |                                       |                           | Cancelled, Abated or Adjusted (1969)       | 39.98               |
| Other Welfare Services                 |                     |                                       |                           | Transfers to Foreclosed Property           |                     |
| <b>RECREATION and CONSERVATION</b>     |                     |                                       |                           | Balance December 31, 1969                  | 18,460.38           |
| Beaches and Boardwalks                 |                     |                                       |                           | <b>PROPERTY ACQUIRED BY DEED OR</b>        |                     |
| Parks, Playgrounds, Shade Trees        | 650.00              |                                       |                           | <b>FORECLOSURE</b>                         |                     |
| Land Reclamation & Conservation        |                     |                                       |                           | Balance January 1, 1969                    | 167,600.26          |
| Other Recreational Services            | 49,525.00           |                                       |                           | Transfers From Taxes or Liens              |                     |
| <b>EDUCATION (excluding schools)</b>   |                     |                                       |                           | Sale for Cash (1969)                       | 45,080.51           |
| Libraries                              | 6,000.00            |                                       |                           | Cancelled, Abated or Adjusted (1969)       |                     |
| Other Educational Services             |                     |                                       |                           | Balance December 31, 1969                  | 122,519.75          |
| <b>STATUTORY EXPENDITURES</b>          |                     |                                       |                           | <b>CURRENT FINANCES DECEMBER 31, 1969</b>  |                     |
| Pensions & F.I.C.A.                    | 89,157.75           |                                       |                           | <b>ASSETS</b>                              |                     |
| Employee Fringe Benefits               |                     |                                       |                           | Cash Dec. 31, 1969                         | 934,733.42          |
| Other Statutory Expenditures           |                     |                                       |                           | Taxes Receivable                           | 308,569.79          |
| <b>MUNICIPAL FUNCTIONS</b>             |                     |                                       |                           | Tax Title Liens                            | 18,460.38           |
| <b>CAPITAL IMPROVEMENTS</b>            |                     |                                       |                           | Foreclosed Property                        | 122,519.75          |
| <b>DEBT SERVICE</b>                    |                     |                                       |                           | Emergencies & Other Deferred Charges       | 8,200.00            |
| Principal Payments                     | 43,900.00           |                                       |                           | State Aid Receivable                       | 74,071.00           |
| Interest Payments                      | 54,926.56           |                                       |                           | Other Receivables                          | 7,114.00            |
| <b>DEFERRED CHARGES</b>                |                     |                                       |                           | Total                                      | 1,473,668.34        |
| SCHOOL, COUNTY, SPECIAL DISTRICT TAXES | 4,100.00            |                                       |                           | <b>LIABILITIES</b>                         |                     |
| RESERVE FOR UNCOLLECTED TAXES          | 5,002,434.90        |                                       |                           | Cash Liabilities                           | 543,855.34          |
|  | 269,276.29          |                                       |                           | Reserves for Receivables                   | 456,663.92          |
|  |                     |                                       |                           | Surplus Dec. 31, 1969                      | 473,149.08          |
| <b>EXPENDITURES</b>                    |                     |                                       |                           | Total                                      | 1,473,668.34        |
| <b>TOTAL</b>                           | <b>6,789,667.19</b> |                                       |                           |  |                     |



1520  
Population 1960 921  
Population 1969 1,390  
  
Moody Rating  
Land Area 20.01 Sq. Miles

OCEAN TWP - OCEAN COUNTY  
Net Valuation Taxable 22,025,055  
State Equalized Value 25,814,644 General Tax Rate Per \$100. 2.29  
Net Valuation on Which County Taxes are apportioned: 25,939,563 State Equalized General Tax Rate: 1.95  
State Equalization Ratio .8532

PER CAPITA:  
Gross Debt 47.48  
Net Debt 47.48  
Debt Service  
Total Tax Levy 354.19  
Municipal Expenditures 178.49  
  
PER CENT:  
Gross Debt .28  
Net Debt .28  
Tax Levy Collected 92.91  
Tax Levy Cancelled, Abated or Adjusted

| 1969 EXPENDITURES                      |                   | 1969 REVENUES                         |                   | 1969 PROPERTY TAX                          |                   |
|--|-------------------|---------------------------------------|-------------------|--|-------------------|
| <b>GENERAL GOVERNMENT</b>              |                   | 1969 — Property Taxes Collected       |                   | <b>STATE EQUALIZED TAX RATE</b>            |                   |
| Governing Body & Public Boards         |                   | 1969 Payments in Lieu of Taxes        | 457,412.36        | Local District School Taxes                | .89 228,558.00    |
| Municipal Clerk                        |                   | Delinquent Tax & Lien Collections     | 29,173.91         | Regional & Consolidated School Tax         |                   |
| Financial Administration               | 9,788.16          | Business Personalty Replacement Taxes | 6,695.00          | School Taxes in Municipal Budget           |                   |
| Assessment of Taxes                    | 6,300.00          | Taxes from Public Utilities           | 65,614.12         | County Taxes                               | .53 135,744.52    |
| Collection of Taxes                    | 6,075.99          | Other Miscellaneous Tax Revenues      | 6,934.77          | County Library Taxes                       | .02 5,574.45      |
| Planning, Housing & Development        | 2,442.54          | State Aid Revenues                    |                   | Local Municipal Purpose Taxes              | .41 105,000.00    |
| Human Resources                        |                   | Federal Aid Revenues                  |                   | Veteran & Senior Citizen Taxes             | .11 27,640.00     |
| Elections                              |                   | Sale of Acquired Property             |                   | Total Taxes for Rate Computation           | 1.96 502,516.97   |
| General Administration (other)         | 19,736.29         | Other Miscellaneous Revenues          | 13,288.34         | Special District Taxes                     |                   |
| <b>JUDICIARY</b>                       |                   | 1969 Revenues                         | 579,118.50        | Bank Stock Taxes                           |                   |
| Municipal Courts                       | 3,600.00          | Prior Years Surplus Appropriated      | 30,000.00         | Added and Omitted Taxes                    | 17,448.21         |
| <b>PUBLIC SAFETY</b>                   |                   | <b>REVENUES</b>                       | <b>609,118.50</b> | Total Taxes Levied - ABSTRACT              | 492,325.18        |
| Fire Protection                        | 7,287.65          |                                       |                   | <b>TOTAL TAXES BILLED</b>                  | 492,325.18        |
| Police Protection                      | 49,994.93         |                                       |                   | <b>1969 TAXES COLLECTED</b>                | 457,412.36        |
| Civil Defense & Disaster Control       | 1,650.00          |                                       |                   | 1969 Taxes Cancelled, Abated or Adjusted   |                   |
| Environmental Inspection & Control     | 1,500.00          |                                       |                   | Transfer to Tax Title Liens or Foreclosed  |                   |
| Other Public Safety                    |                   |                                       |                   | Balance Outstanding Dec. 31, 1969          | 34,912.82         |
| <b>PUBLIC WORKS</b>                    |                   |                                       |                   | <b>PRIOR YEARS TAXES OUTSTANDING</b>       |                   |
| Streets and Drainage                   | 27,660.00         |                                       |                   | Balance January 1, 1969                    | 28,755.99         |
| Sewers and Sewage Processing           | 8,700.00          |                                       |                   | Collected in 1969                          | 28,507.76         |
| Garbage and Trash Disposal             | 17,050.06         |                                       |                   | Cancelled, Abated or Adjusted (1969)       |                   |
| Public Buildings and Grounds           | 11,200.00         |                                       |                   | Transfers to Tax Title Liens or Foreclosed |                   |
| Other Public Works                     |                   |                                       |                   | Balance December 31, 1969                  | 248.23            |
| <b>HEALTH and WELFARE</b>              |                   |                                       |                   | <b>TAX TITLE LIENS OUTSTANDING</b>         |                   |
| Health Services Except Environmental   | 735.00            |                                       |                   | Balance January 1, 1969                    | 23,467.54         |
| Welfare-Public Assistance              | 1,870.43          |                                       |                   | Transfers From Taxes                       |                   |
| Hospitals, Clinics, First Aid          | 150.00            |                                       |                   | Redeemed in 1969                           | 666.15            |
| Animal, Insect, & Rodent Control       | 5,177.35          |                                       |                   | Cancelled, Abated or Adjusted (1969)       |                   |
| Other Welfare Services                 |                   |                                       |                   | Transfers to Foreclosed Property           |                   |
| <b>RECREATION and CONSERVATION</b>     |                   |                                       |                   | Balance December 31, 1969                  | 22,801.39         |
| Beaches and Boardwalks                 |                   |                                       |                   | <b>PROPERTY ACQUIRED BY DEED OR</b>        |                   |
| Parks, Playgrounds, Shade Trees        |                   |                                       |                   | <b>FORECLOSURE</b>                         |                   |
| Land Reclamation & Conservation        |                   |                                       |                   | Balance January 1, 1969                    | 7,090.00          |
| Other Recreational Services            | 5,301.60          |                                       |                   | Transfers From Taxes or Liens              |                   |
| <b>EDUCATION (excluding schools)</b>   |                   |                                       |                   | Sale for Cash (1969)                       |                   |
| Libraries                              |                   |                                       |                   | Cancelled, Abated or Adjusted (1969)       |                   |
| Other Educational Services             |                   |                                       |                   | Balance December 31, 1969                  | 7,090.00          |
| <b>STATUTORY EXPENDITURES</b>          |                   |                                       |                   | <b>CURRENT FINANCES DECEMBER 31, 1969</b>  |                   |
| Pensions & F.I.C.A.                    | 5,775.00          |                                       |                   | <b>ASSETS</b>                              |                   |
| Employee Fringe Benefits               | 2,700.00          |                                       |                   | Cash Dec. 31, 1969                         | 155,091.22        |
| Other Statutory Expenditures           |                   |                                       |                   | Taxes Receivable                           | 35,161.05         |
| <b>MUNICIPAL FUNCTIONS</b>             |                   |                                       |                   | Tax Title Liens                            | 22,801.39         |
| <b>CAPITAL IMPROVEMENTS</b>            |                   |                                       |                   | Foreclosed Property                        | 7,090.00          |
| <b>DEBT SERVICE</b>                    |                   |                                       |                   | Emergencies & Other Deferred Charges       |                   |
| Principal Payments                     |                   |                                       |                   | State Aid Receivable                       | 14,508.00         |
| Interest Payments                      |                   |                                       |                   | Other Receivables                          | 44,704.78         |
| <b>DEFERRED CHARGES</b>                |                   |                                       |                   | Total                                      | 279,356.44        |
| SCHOOL, COUNTY, SPECIAL DISTRICT TAXES | 6,000.00          |                                       |                   | <b>LIABILITIES</b>                         |                   |
| RESERVE FOR UNCOLLECTED TAXES          | 369,876.97        |                                       |                   | Cash Liabilities                           | 150,782.04        |
|  | 44,905.00         |                                       |                   | Reserves for Receivables                   | 109,757.22        |
| <b>EXPENDITURES</b>                    |                   |                                       |                   | Surplus Dec. 31, 1969                      | 18,817.18         |
| <b>TOTAL</b>                           | <b>617,976.97</b> |                                       | <b>18,656.00</b>  | <b>Total</b>                               | <b>279,356.44</b> |

|                 |               |  |           |                             |      |                        |        |  |       |
|-----------------|---------------|--|-----------|-----------------------------|------|------------------------|--------|--|-------|
| 1521            |               | OCEAN GATE BORO                                      | - OCEAN   | COUNTY                      |      | PER CAPITA:            |        | PER CENT:                              |       |
| Population 1960 | 706           | Net Valuation Taxable                                | 7,579,825 |                             |      | Gross Debt             | 441.63 | Gross Debt                             | 3.96  |
| Population 1969 | 800           | State Equalized Value                                | 9,287,863 | General Tax Rate Per \$100. | 4.15 | Net Debt               | 68.48  | Net Debt                               | .61   |
|                 |               | Net Valuation on Which County Taxes are apportioned: | 8,841,266 | State Equalized             |      | Debt Service           | 1.29   | Tax Levy Collected                     | 94.74 |
| Moody Rating    |               | State Equalization Ratio                             | .8161     | General Tax Rate:           | 3.38 | Total Tax Levy         | 378.53 | Tax Levy Cancelled, Abated or Adjusted | .03   |
| Land Area       | .50 Sq. Miles |  |           |                             |      | Municipal Expenditures | 199.65 |  |       |

| 1969 EXPENDITURES                      |            | 1969 REVENUES                                     |  | 1969 PROPERTY TAX                          |                 |
|--|------------|---|--|--|-----------------|
| GENERAL GOVERNMENT                     |            | 1969 — Property Taxes Collected                   |  | STATE EQUALIZED TAX RATE                   |                 |
| Governing Body & Public Boards         |            | 287,803.27  |  | Local District School Taxes                | .97 89,737.00   |
| Municipal Clerk                        |            | 1969 Payments in Lieu of Taxes                    |  | Regional & Consolidated School Tax         | .98 90,682.95   |
| Financial Administration               | 11,400.00  | Delinquent Tax & Lien Collections                 |  | School Taxes in Municipal Budget           |                 |
| Assessment of Taxes                    | 2,700.00   | Business Personalty Replacement Taxes             |  | County Taxes                               | .50 46,260.07   |
| Collection of Taxes                    | 7,025.00   | Taxes from Public Utilities                       |  | County Library Taxes                       | .02 1,899.70    |
| Planning, Housing & Development        |            | Other Miscellaneous Tax Revenues                  |  | Local Municipal Purpose Taxes              | .79 73,775.00   |
| Human Resources                        |            | State Aid Revenues                                |  | Veteran & Senior Citizen Taxes             | .12 11,530.00   |
| Elections                              |            | Federal Aid Revenues                              |  | Total Taxes for Rate Computation           | 3.38 313,884.72 |
| General Administration (other)         | 8,425.00   | Sale of Acquired Property                         |  | Special District Taxes                     |                 |
| JUDICIARY                              |            | Other Miscellaneous Revenues                      |  | Bank Stock Taxes                           |                 |
| Municipal Courts                       | 2,075.00   | 1969 Revenues                                     |  | Added and Omitted Taxes                    | 472.41          |
| PUBLIC SAFETY                          |            | Prior Years Surplus Appropriated                  |  | Total Taxes Levied - ABSTRACT              | 302,827.13      |
| Fire Protection                        | 3,500.00   | REVENUES  |  | TOTAL TAXES BILLED                         | 303,795.66      |
| Police Protection                      | 16,450.00  | TOTAL   |  | 1969 TAXES COLLECTED                       | 287,803.27      |
| Civil Defense & Disaster Control       |            | 1969 REAL PROPERTY VALUATIONS                     |  | 1969 Taxes Cancelled, Abated or Adjusted   | 89.23           |
| Environmental Inspection & Control     | 1,500.00   | Code Class # of Parcels %VAL'N ASSESSED VALUATION |  | Transfer to Tax Title Liens or Foreclosed  | 2,243.29        |
| Other Public Safety                    |            | 1 Vacant Land 421 8.20 615,875.00                 |  | Balance Outstanding Dec. 31, 1969          | 13,659.87       |
| PUBLIC WORKS                           |            | 2 Residential 900 89.09 6,691,435.00              |  | PRIOR YEARS TAXES OUTSTANDING              |                 |
| Streets and Drainage                   | 12,800.00  | 3 Farm  |  | Balance January 1, 1969                    | 12,183.74       |
| Sewers and Sewage Processing           |            | 4a Commercial 17 2.71 203,840.00                  |  | Collected in 1969                          | 11,107.89       |
| Garbage and Trash Disposal             | 11,500.00  | 4b Industrial                                     |  | Cancelled, Abated or Adjusted (1969)       |                 |
| Public Buildings and Grounds           | 16,500.00  | 4c Apartments                                     |  | Transfers to Tax Title Liens or Foreclosed | 1,073.66        |
| Other Public Works                     |            | Total 1338 100.00 7,511,150.00                    |  | Balance December 31, 1969                  | 2.19            |
| HEALTH and WELFARE                     |            | CAPITAL DEBT AUTHORIZED, DECEMBER 31, 1969        |  | TAX TITLE LIENS OUTSTANDING                |                 |
| Health Services Except Environmental   | 710.00     | ISSUED AND UNISSUED                               |  | Balance January 1, 1969                    | 10,965.10       |
| Welfare-Public Assistance              |            | SCHOOL GROSS DEBT NET DEBT                        |  | Transfers From Taxes                       | 3,485.05        |
| Hospitals, Clinics, First Aid          | 500.00     | School 326,304 27,783                             |  | Redeemed in 1969                           | 6,139.10        |
| Animal, Insect, & Rodent Control       | 1,125.00   | Self-liquidating                                  |  | Cancelled, Abated or Adjusted (1969)       |                 |
| Other Welfare Services                 |            | Other 27,000 27,000                               |  | Transfers to Foreclosed Property:          |                 |
| RECREATION and CONSERVATION            |            | Total 353,304 54,783                              |  | Balance December 31, 1969                  | 8,311.05        |
| Beaches and Boardwalks                 | 12,500.00  | ISSUED AND OUTSTANDING                            |  | PROPERTY ACQUIRED BY DEED OR               |                 |
| Parks, Playgrounds, Shade Trees        |            | SCHOOL 76,304.31                                  |  | FORECLOSURE                                |                 |
| Land Reclamation & Conservation        |            | Self-Liquidating                                  |  | Balance January 1, 1969                    | 16,990.00       |
| Other Recreational Services            | 2,300.00   | Other   |  | Transfers From Taxes or Liens              |                 |
| EDUCATION (excluding schools)          |            | Total 76,304.31                                   |  | Sale for Cash (1969)                       | 1,540.00        |
| Libraries                              |            | EQUALIZED VALUATION BASIS                         |  | Cancelled, Abated or Adjusted (1969)       |                 |
| Other Educational Services             | 7,000.00   | FOR NET DEBT COMPUTATION                          |  | Balance December 31, 1969                  | 15,450.00       |
| STATUTORY EXPENDITURES                 |            | 1969 CAPITAL OUTLAY                               |  | CURRENT FINANCES DECEMBER 31, 1969         |                 |
| Pensions & F.I.C.A.                    | 7,900.00   | TOTAL 18,725.74                                   |  | ASSETS                                     |                 |
| Employee Fringe Benefits               | 1,200.00   | Beaches and Boardwalks                            |  | Cash Dec. 31, 1969                         | 70,767.32       |
| Other Statutory Expenditures           |            | Parks and Playgrounds                             |  | Taxes Receivable                           | 13,662.06       |
| MUNICIPAL FUNCTIONS                    |            | Public Buildings and Grounds                      |  | Tax Title Liens                            | 8,311.05        |
| CAPITAL IMPROVEMENTS                   |            | Vehicular Equipment                               |  | Foreclosed Property                        | 15,450.00       |
| DEBT SERVICE                           |            | Streets, Roads, Sidewalks, Storm Sewers           |  | Emergencies & Other Deferred Charges       | 5,725.00        |
| Principal Payments                     |            | Sewer System                                      |  | State Aid Receivable                       |                 |
| Interest Payments                      | 1,029.50   | Water Service                                     |  | Other Receivables                          | 8,207.38        |
| DEFERRED CHARGES                       |            | Other Utilities                                   |  | Total                                      | 122,122.81      |
| SCHOOL, COUNTY, SPECIAL DISTRICT TAXES | 7,829.39   | Hospitals and Clinics                             |  | LIABILITIES                                |                 |
| RESERVE FOR UNCOLLECTED TAXES          | 228,579.72 | Garbage and Trash Disposal Facilities             |  | Cash Liabilities                           | 23,477.47       |
|  | 17,848.39  | Health Equipment                                  |  | Reserves for Receivables                   | 45,630.49       |
|  |            | Library and Education Facilities                  |  | Surplus Dec. 31, 1969                      | 53,014.85       |
| EXPENDITURES                           |            | Conservation and Recreation                       |  | Total                                      | 122,122.81      |
| TOTAL                                  | 388,297.00 | Other Expenditures                                |  |  |                 |
|  |            | 16,725.74   |  |  |                 |

1338  
Population 1960 4,937  
Population 1969 7,840  
Moody Rating  
Land Area 3.10 Sq. Miles

OCEANPORT BORO - MONMOUTH COUNTY  
Net Valuation Taxable 45,671,950  
State Equalized Value 46,405,151  
Net Valuation on Which County Taxes are apportioned: 46,118,396  
State Equalization Ratio .9842  
General Tax Rate Per \$100. 3.15  
State Equalized General Tax Rate: 3.10

PER CAPITA:  
Gross Debt 321.28  
Net Debt 27.90  
Debt Service 2.12  
Total Tax Levy 182.73  
Municipal Expenditures 69.59

PER CENT:  
Gross Debt 5.70  
Net Debt .50  
Tax Levy Collected 95.95  
Tax Levy Cancelled, Abated or Adjusted .16

| 1969 EXPENDITURES                      |                     | 1969 REVENUES                         |              | 1969 PROPERTY TAX                          |                   |
|--|---------------------|---------------------------------------|--------------|--|-------------------|
| <b>GENERAL GOVERNMENT</b>              |                     |                                       |              | <b>STATE EQUALIZED TAX RATE</b>            |                   |
| Governing Body & Public Boards         |                     | 1969 — Property Taxes Collected       | 1,375,863.18 | Local District School Taxes                | 1.30 602,830.12   |
| Municipal Clerk                        |                     | 1969 Payments in Lieu of Taxes        |              | Regional & Consolidated School Tax         | .77 355,193.83    |
| Financial Administration               | 19,070.00           | Delinquent Tax & Lien Collections     | 37,450.47    | School Taxes in Municipal Budget           |                   |
| Assessment of Taxes                    | 9,234.00            | Business Personalty Replacement Taxes | 25,373.00    | County Taxes                               | .53 247,349.77    |
| Collection of Taxes                    | 16,401.50           | Taxes from Public Utilities           | 67,740.72    | County Library Taxes                       | .02 9,290.61      |
| Planning, Housing & Development        | 4,080.00            | Other Miscellaneous Tax Revenues      |              | Local Municipal Purpose Taxes              | .43 200,297.73    |
| Human Resources                        |                     | State Aid Revenues                    | 23,634.98    | Veteran & Senior Citizen Taxes             | .06 28,140.00     |
| Elections                              |                     | Federal Aid Revenues                  |              | Total Taxes for Rate Computation           | 3.11 1,443,102.06 |
| General Administration (other)         | 34,725.00           | Sale of Acquired Property             | 1,925.00     | Special District Taxes                     |                   |
| <b>JUDICIARY</b>                       |                     | Other Miscellaneous Revenues          | 44,208.07    | Bank Stock Taxes                           | 1,702.27          |
| Municipal Courts                       | 4,100.00            | 1969 Revenues                         | 1,576,195.42 | Added and Omitted Taxes                    | 15,942.22         |
| <b>PUBLIC SAFETY</b>                   |                     | Prior Years Surplus Appropriated      | 174,500.00   | Total Taxes Levied - ABSTRACT              | 1,432,606.55      |
| Fire Protection                        | 16,275.00           | REVENUES                              | 1,750,695.42 | <b>TOTAL TAXES BILLED</b>                  | 1,433,905.75      |
| Police Protection                      | 111,970.00          |                                       |              | 1969 TAXES COLLECTED                       | 1,375,863.18      |
| Civil Defense & Disaster Control       | 300.00              |                                       |              | 1969 Taxes Cancelled, Abated or Adjusted   | 2,361.62          |
| Environmental Inspection & Control     | 2,380.00            |                                       |              | Transfer to Tax Title Liens or Foreclosed  | 2,751.36          |
| Other Public Safety                    |                     |                                       |              | Balance Outstanding Dec. 31, 1969          | 52,929.59         |
| <b>PUBLIC WORKS</b>                    |                     |                                       |              | <b>PRIOR YEARS TAXES OUTSTANDING</b>       |                   |
| Streets and Drainage                   | 60,848.50           |                                       |              | Balance January 1, 1969                    | 53,121.57         |
| Sewers and Sewage Processing           |                     |                                       |              | Collected in 1969                          | 37,304.86         |
| Garbage and Trash Disposal             | 28,428.00           |                                       |              | Cancelled, Abated or Adjusted (1969)       |                   |
| Public Buildings and Grounds           | 23,000.00           |                                       |              | Transfers to Tax Title Liens or Foreclosed |                   |
| Other Public Works                     |                     |                                       |              | Balance December 31, 1969                  | 15,816.71         |
| <b>HEALTH and WELFARE</b>              |                     |                                       |              | <b>TAX TITLE LIENS OUTSTANDING</b>         |                   |
| Health Services Except Environmental   | 9,835.00            |                                       |              | Balance January 1, 1969                    | 9,507.09          |
| Welfare-Public Assistance              | 1,050.00            |                                       |              | Transfers From Taxes                       | 2,751.36          |
| Hospitals, Clinics, First Aid          |                     |                                       |              | Redeemed in 1969                           | 145.61            |
| Animal, Insect, & Rodent Control       |                     |                                       |              | Cancelled, Abated or Adjusted (1969)       |                   |
| Other Welfare Services                 |                     |                                       |              | Transfers to Foreclosed Property:          |                   |
| <b>RECREATION and CONSERVATION</b>     |                     |                                       |              | Balance December 31, 1969                  | 12,112.84         |
| Beaches and Boardwalks                 |                     |                                       |              | <b>PROPERTY ACQUIRED BY DEED OR</b>        |                   |
| Parks, Playgrounds, Shade Trees        | 11,225.00           |                                       |              | <b>FORECLOSURE</b>                         |                   |
| Land Reclamation & Conservation        |                     |                                       |              | Balance January 1, 1969                    | 29,620.00         |
| Other Recreational Services            |                     |                                       |              | Transfers From Taxes or Liens              |                   |
| <b>EDUCATION (excluding schools)</b>   |                     |                                       |              | Sale for Cash (1969)                       | 1,925.00          |
| Libraries                              | 5,000.00            |                                       |              | Cancelled, Abated or Adjusted (1969)       |                   |
| Other Educational Services             |                     |                                       |              | Balance December 31, 1969                  | 27,695.00         |
| <b>STATUTORY EXPENDITURES</b>          |                     |                                       |              | <b>CURRENT FINANCES DECEMBER 31, 1969</b>  |                   |
| Pensions & F.I.C.A.                    | 18,470.00           |                                       |              | <b>ASSETS</b>                              |                   |
| Employee Fringe Benefits               |                     |                                       |              | Cash Dec. 31, 1969                         | 637,191.74        |
| Other Statutory Expenditures           |                     |                                       |              | Taxes Receivable                           | 68,746.30         |
| <b>MUNICIPAL FUNCTIONS</b>             |                     |                                       |              | Tax Title Liens                            | 12,112.84         |
| <b>CAPITAL IMPROVEMENTS</b>            |                     |                                       |              | Foreclosed Property                        | 27,695.00         |
| <b>DEBT SERVICE</b>                    |                     |                                       |              | Emergencies & Other Deferred Charges       | 26,620.00         |
| Principal Payments                     | 10,000.00           |                                       |              | State Aid Receivable                       | 27,793.51         |
| Interest Payments                      | 6,630.00            |                                       |              | Other Receivables                          | 29,165.94         |
| <b>DEFERRED CHARGES</b>                |                     |                                       |              | Total                                      | 829,325.33        |
| SCHOOL, COUNTY, SPECIAL DISTRICT TAXES | 1,214,664.33        |                                       |              | <b>LIABILITIES</b>                         |                   |
| RESERVE FOR UNCOLLECTED TAXES          | 113,816.94          |                                       |              | Cash Liabilities                           | 503,271.46        |
| <b>EXPENDITURES</b>                    |                     |                                       |              | Reserves for Receivables                   | 137,720.08        |
| <b>TOTAL</b>                           | <b>1,760,284.33</b> |                                       |              | Surplus Dec. 31, 1969                      | 188,333.79        |
|  |                     |                                       |              | <b>TOTAL</b>                               | <b>829,325.33</b> |

1916  
Population 1960 1,212  
Population 1969 2,220  
  
Moody Rating  
Land Area 2.10 Sq. Miles

# OGDENSBURG BORO

Net Valuation Taxable 15,113,070  
State Equalized Value 15,296,629  
Net Valuation on Which County Taxes  
are apportioned: 19,292,373  
State Equalization Ratio .9880

# - SUSSEX COUNTY

General Tax Rate Per \$100. 5.41  
  
State Equalized  
General Tax Rate: 5.34

# PER CAPITA:

Gross Debt 240.99  
Net Debt 29.11  
Debt Service 2.97  
Total Tax Levy 363.09  
Municipal Expenditures 196.73

# PER CENT:

Gross Debt 3.41  
Net Debt .41  
Tax Levy Collected 53.21  
Tax Levy Cancelled, Abated  
or Adjusted .02

| 1969 EXPENDITURES                      |                   | 1969 REVENUES                              |                         | 1969 PROPERTY TAX                          |                   |
|--|-------------------|--|-------------------------|--|-------------------|
| <b>GENERAL GOVERNMENT</b>              |                   | 1969 — Property Taxes Collected 428,957.07 |                         | <b>STATE EQUALIZED TAX RATE</b>            |                   |
| Governing Body & Public Boards         |                   | 1969 Payments in Lieu of Taxes             |                         | Local District School Taxes 2.16           | 330,074.77        |
| Municipal Clerk                        |                   | Delinquent Tax & Lien Collections          | 20,337.36               | Regional & Consolidated School Tax         |                   |
| Financial Administration               | 9,700.00          | Business Personalty Replacement Taxes      | 49,345.00               | School Taxes in Municipal Budget           |                   |
| Assessment of Taxes                    | 1,300.00          | Taxes from Public Utilities                | 11,811.74               | County Taxes .83                           | 127,265.27        |
| Collection of Taxes                    | 1,950.00          | Other Miscellaneous Tax Revenues           |                         | County Library Taxes .04                   | 6,142.56          |
| Planning, Housing & Development        | 500.00            | State Aid Revenues                         | 6,185.74                | Local Municipal Purpose Taxes 2.24         | 342,307.47        |
| Human Resources                        |                   | Federal Aid Revenues                       |                         | Veteran & Senior Citizen Taxes .08         | 11,480.00         |
| Elections                              |                   | Sale of Acquired Property                  |                         | Total Taxes for Rate Computation 5.35      | 817,270.07        |
| General Administration (other)         | 29,900.00         | Other Miscellaneous Revenues               | 21,329.68               | Special District Taxes                     |                   |
| <b>JUDICIARY</b>                       |                   | 1969 Revenues                              | 537,966.59              | Bank Stock Taxes                           | 272.04            |
| Municipal Courts                       | 1,400.00          | Prior Years Surplus Appropriated           |                         | Added and Omitted Taxes                    |                   |
| <b>PUBLIC SAFETY</b>                   |                   | <b>REVENUES</b>                            | <b>TOTAL 537,966.59</b> | Total Taxes Levied - ABSTRACT              | 806,062.11        |
| Fire Protection                        | 9,500.00          |  |                         | <b>TOTAL TAXES BILLED</b>                  | 806,106.50        |
| Police Protection                      | 25,200.00         |  |                         | 1969 TAXES COLLECTED                       | 428,957.07        |
| Civil Defense & Disaster Control       | 650.00            |  |                         | 1969 Taxes Cancelled, Abated or Adjusted   | 159.80            |
| Environmental Inspection & Control     | 1,400.00          |  |                         | Transfer to Tax Title Liens or Foreclosed  | 54.08             |
| Other Public Safety                    |                   |  |                         | Balance Outstanding Dec. 31, 1969          | 376,935.55        |
| <b>PUBLIC WORKS</b>                    |                   |  |                         | <b>PRIOR YEARS TAXES OUTSTANDING</b>       |                   |
| Streets and Drainage                   | 38,200.00         |  |                         | Balance January 1, 1969                    | 242,131.78        |
| Sewers and Sewage Processing           |                   |  |                         | Collected in 1969                          | 18,537.06         |
| Garbage and Trash Disposal             | 10,200.00         |  |                         | Cancelled, Abated or Adjusted (1969)       | 190.76            |
| Public Buildings and Grounds           | 2,200.00          |  |                         | Transfers to Tax Title Liens or Foreclosed |                   |
| Other Public Works                     |                   |  |                         | Balance December 31, 1969                  | 223,403.96        |
| <b>HEALTH and WELFARE</b>              |                   |  |                         | <b>TAX TITLE LIENS OUTSTANDING</b>         |                   |
| Health Services Except Environmental   | 1,100.00          |  |                         | Balance January 1, 1969                    | 2,526.07          |
| Welfare-Public Assistance              | 50.00             |  |                         | Transfers From Taxes                       | 54.08             |
| Hospitals, Clinics, First Aid          |                   |  |                         | Redeemed in 1969                           | 1,800.30          |
| Animal, Insect, & Rodent Control       | 800.00            |  |                         | Cancelled, Abated or Adjusted (1969)       |                   |
| Other Welfare Services                 |                   |  |                         | Transfers to Foreclosed Property           |                   |
| <b>RECREATION and CONSERVATION</b>     |                   |  |                         | Balance December 31, 1969                  | 779.85            |
| Beaches and Boardwalks                 |                   |  |                         | <b>PROPERTY ACQUIRED BY DEED OR</b>        |                   |
| Parks, Playgrounds, Shade Trees        | 6,300.00          |  |                         | <b>FORECLOSURE</b>                         |                   |
| Land Reclamation & Conservation        |                   |  |                         | Balance January 1, 1969                    | 100.00            |
| Other Recreational Services            | 700.00            |  |                         | Transfers From Taxes or Liens              |                   |
| <b>EDUCATION (excluding schools)</b>   |                   |  |                         | Sale for Cash (1969)                       |                   |
| Libraries                              |                   |  |                         | Cancelled, Abated or Adjusted (1969)       |                   |
| Other Educational Services             |                   |  |                         | Balance December 31, 1969                  | 100.00            |
| <b>STATUTORY EXPENDITURES</b>          |                   |  |                         | <b>CURRENT FINANCES DECEMBER 31, 1969</b>  |                   |
| Pensions & F.I.C.A.                    | 6,100.00          |  |                         | <b>ASSETS</b>                              |                   |
| Employee Fringe Benefits               | 5,500.00          |  |                         | Cash Dec. 31, 1969                         | 83,142.27         |
| Other Statutory Expenditures           |                   |  |                         | Taxes Receivable                           | 600,339.51        |
| <b>MUNICIPAL FUNCTIONS</b>             |                   |  |                         | Tax Title Liens                            | 779.85            |
| <b>CAPITAL IMPROVEMENTS</b>            |                   |  |                         | Foreclosed Property                        | 100.00            |
| <b>DEBT SERVICE</b>                    |                   |  |                         | Emergencies & Other Deferred Charges       | 161,977.97        |
| Principal Payments                     |                   |  |                         | State Aid Receivable                       | 18,188.87         |
| Interest Payments                      | 6,600.00          |  |                         | Other Receivables                          | 3,162.34          |
| <b>DEFERRED CHARGES</b>                |                   |  |                         | Total                                      | 867,690.81        |
| SCHOOL, COUNTY, SPECIAL DISTRICT TAXES | 85,575.11         |  |                         | <b>LIABILITIES</b>                         |                   |
| RESERVE FOR UNCOLLECTED TAXES          | 463,482.60        |  |                         | Cash Liabilities                           | 261,367.06        |
|  | 191,913.75        |  |                         | Reserves for Receivables                   | 604,381.70        |
| <b>EXPENDITURES</b>                    |                   |  |                         | Surplus Dec. 31, 1969                      | 1,942.05          |
| <b>TOTAL</b>                           | <b>900,221.46</b> |  |                         | Total                                      | <b>867,690.81</b> |

1706  
Population 1960 2,913  
Population 1969 2,280  
  
Moody Rating  
Land Area 19.40 Sq. Miles

OLDMANS TWP  
Net Valuation Taxable 2,387,797  
State Equalized Value 9,608,841  
Net Valuation on Which County Taxes are apportioned: 9,808,675  
State Equalization Ratio .2485  
  
- SALEM COUNTY  
General Tax Rate Per \$100. 12.58  
State Equalized General Tax Rate: 3.12

PER CAPITA:  
Gross Debt 34.71  
Net Debt 15.81  
Debt Service 2.11  
Total Tax Levy 128.56  
Municipal Expenditures 50.86

PER CENT:  
Gross Debt .87  
Net Debt .39  
Tax Levy Collected 90.02  
Tax Levy Cancelled, Abated or Adjusted .03

| 1969 EXPENDITURES                      |            | 1969 REVENUES                         |            | 1969 PROPERTY TAX                               |            |
|--|------------|---------------------------------------|------------|---|------------|
| <b>GENERAL GOVERNMENT</b>              |            |                                       |            | <b>STATE EQUALIZED TAX RATE</b>                 |            |
| Governing Body & Public Boards         | 1,950.00   | 1969 — Property Taxes Collected       | 263,885.98 | Local District School Taxes                     | 2.08       |
| Municipal Clerk                        | 1,000.00   | 1969 Payments in Lieu of Taxes        |            | Regional & Consolidated School Tax              |            |
| Financial Administration               | 6,902.59   | Delinquent Tax & Lien Collections     | 32,233.34  | School Taxes in Municipal Budget                |            |
| Assessment of Taxes                    | 2,300.00   | Business Personalty Replacement Taxes | 19,503.00  | County Taxes                                    | .87        |
| Collection of Taxes                    | 2,050.00   | Taxes from Public Utilities           | 42,407.15  | County Library Taxes                            |            |
| Planning, Housing & Development        | 975.00     | Other Miscellaneous Tax Revenues      |            | Local Municipal Purpose Taxes                   | .08        |
| Human Resources                        |            | State Aid Revenues                    | 13,280.59  | Veteran & Senior Citizen Taxes                  | .10        |
| Elections                              |            | Federal Aid Revenues                  |            | Total Taxes for Rate Computation                | 3.13       |
| General Administration (other)         | 4,000.00   | Sale of Acquired Property             |            | Special District Taxes                          |            |
| <b>JUDICIARY</b>                       |            | Other Miscellaneous Revenues          | 10,579.15  | Bank Stock Taxes                                |            |
| Municipal Courts                       | 3,025.00   | 1969 Revenues Total                   | 381,889.21 | Added and Omitted Taxes                         |            |
| <b>PUBLIC SAFETY</b>                   |            | Prior Years Surplus Appropriated      | 5,000.00   | Total Taxes Levied - ABSTRACT                   | 293,126.76 |
| Fire Protection                        | 7,800.00   | REVENUES TOTAL                        | 386,889.21 | <b>TOTAL TAXES BILLED</b>                       | 293,126.76 |
| Police Protection                      | 2,325.00   |                                       |            | 1969 TAXES COLLECTED                            | 263,885.98 |
| Civil Defense & Disaster Control       | 50.00      |                                       |            | 1969 Taxes Cancelled, Abated or Adjusted        | 84.79      |
| Environmental Inspection & Control     | 450.00     | <b>1969 REAL PROPERTY VALUATIONS</b>  |            | Transfer to Tax Title Liens or Foreclosed       |            |
| Other Public Safety                    |            |                                       |            | Balance Outstanding Dec. 31, 1969               | 29,155.99  |
| <b>PUBLIC WORKS</b>                    |            |                                       |            | <b>PRIOR YEARS TAXES OUTSTANDING</b>            |            |
| Streets and Drainage                   | 21,275.00  |                                       |            | Balance January 1, 1969                         | 34,174.86  |
| Sewers and Sewage Processing           | 75.00      |                                       |            | Collected in 1969                               | 32,233.34  |
| Garbage and Trash Disposal             | 5,600.00   |                                       |            | Cancelled, Abated or Adjusted (1969)            | 520.45     |
| Public Buildings and Grounds           | 494.41     |                                       |            | Transfers to Tax Title Liens or Foreclosed      |            |
| Other Public Works                     |            |                                       |            | Balance December 31, 1969                       | 1,421.07   |
| <b>HEALTH AND WELFARE</b>              |            |                                       |            | <b>TAX TITLE LIENS OUTSTANDING</b>              |            |
| Health Services Except Environmental   | 400.00     |                                       |            | Balance January 1, 1969                         | 2,068.98   |
| Welfare-Public Assistance              | 1,150.00   |                                       |            | Transfers From Taxes                            |            |
| Hospitals, Clinics, First Aid          | 600.00     |                                       |            | Redeemed in 1969                                |            |
| Animal, Insect, & Rodent Control       | 434.66     |                                       |            | Cancelled, Abated or Adjusted (1969)            |            |
| Other Welfare Services                 |            |                                       |            | Transfers to Foreclosed Property                |            |
| <b>RECREATION and CONSERVATION</b>     |            |                                       |            | Balance December 31, 1969                       | 2,068.98   |
| Beaches and Boardwalks                 |            |                                       |            | <b>PROPERTY ACQUIRED BY DEED OR FORECLOSURE</b> |            |
| Parks, Playgrounds, Shade Trees        | 375.00     |                                       |            | Balance January 1, 1969                         | 120.00     |
| Land Reclamation & Conservation        |            |                                       |            | Transfers From Taxes or Liens                   |            |
| Other Recreational Services            | 250.00     |                                       |            | Sale for Cash (1969)                            |            |
| <b>EDUCATION (excluding schools)</b>   |            |                                       |            | Cancelled, Abated or Adjusted (1969)            |            |
| Libraries                              |            |                                       |            | Balance December 31, 1969                       | 120.00     |
| Other Educational Services             |            |                                       |            | <b>CURRENT FINANCES DECEMBER 31, 1969</b>       |            |
| <b>STATUTORY EXPENDITURES</b>          |            |                                       |            | <b>ASSETS</b>                                   |            |
| Pensions & F.I.C.A.                    | 1,375.00   |                                       |            | Cash Dec. 31, 1969                              | 113,455.44 |
| Employee Fringe Benefits               | 1,803.00   |                                       |            | Taxes Receivable                                | 30,577.06  |
| Other Statutory Expenditures           |            |                                       |            | Tax Title Liens                                 | 2,068.98   |
| <b>MUNICIPAL FUNCTIONS</b>             |            |                                       |            | Foreclosed Property                             | 120.00     |
| <b>CAPITAL IMPROVEMENTS</b>            |            |                                       |            | Emergencies & Other Deferred Charges            |            |
| <b>DEBT SERVICE</b>                    |            |                                       |            | State Aid Receivable                            |            |
| Principal Payments                     | 4,000.00   |                                       |            | Other Receivables                               | 2,932.36   |
| Interest Payments                      | 800.00     |                                       |            | Total   | 149,153.84 |
| <b>DEFERRED CHARGES</b>                |            |                                       |            | <b>LIABILITIES</b>                              |            |
| SCHOOL, COUNTY, SPECIAL DISTRICT TAXES | 283,156.06 |                                       |            | Cash Liabilities                                | 14,924.45  |
| RESERVE FOR UNCOLLECTED TAXES          | 34,086.29  |                                       |            | Reserves for Receivables                        | 35,698.40  |
| <b>EXPENDITURES</b>                    |            |                                       |            | Surplus Dec. 31, 1969                           | 98,530.99  |
| TOTAL                                  | 399,117.32 |                                       |            | Total   | 149,153.84 |

0243  
Population 1960 2,330  
Population 1969 3,440  
  
Moody Rating  
Land Area 3.90 Sq. Miles

OLD TAPPAN BORO - BERGEN COUNTY  
Net Valuation Taxable 29,658,380  
State Equalized Value 38,467,418  
Net Valuation on Which County Taxes  
are apportioned: 37,220,436  
State Equalization Ratio .7710  
General Tax Rate Per \$100. 3.84  
State Equalized  
General Tax Rate: 2.96

PER CAPITA:  
Gross Debt 641.01  
Net Debt 179.51  
Debt Service 7.56  
Total Tax Levy 328.99  
Municipal Expenditures 123.81

PER CENT:  
Gross Debt 6.39  
Net Debt 1.79  
Tax Levy Collected 97.14  
Tax Levy Cancelled, Abated  
or Adjusted

| 1969 EXPENDITURES                      |                     | 1969 REVENUES                                     |                           | 1969 PROPERTY TAX                          |                     |
|--|---------------------|---|---------------------------|--|---------------------|
| <b>GENERAL GOVERNMENT</b>              |                     |   |                           | <b>STATE EQUALIZED TAX RATE</b>            |                     |
| Governing Body & Public Boards         |                     | 1969 — Property Taxes Collected                   | 1,100,254.48              | Local District School Taxes                | 1.48 569,095.00     |
| Municipal Clerk                        |                     | 1969 Payments in Lieu of Taxes                    | 387.14                    | Regional & Consolidated School Tax         | 1.03 394,320.82     |
| Financial Administration               | 15,200.00           | Delinquent Tax & Lien Collections                 | 21,334.44                 | School Taxes in Municipal Budget           |                     |
| Assessment of Taxes                    | 16,831.95           | Business Personality Replacement Taxes            | 17,824.00                 | County Taxes                               | .40 153,070.62      |
| Collection of Taxes                    | 4,700.00            | Taxes from Public Utilities                       | 197,511.55                | County Library Taxes                       |                     |
| Planning, Housing & Development        | 3,945.00            | Other Miscellaneous Tax Revenues                  |                           | Local Municipal Purpose Taxes              |                     |
| Human Resources                        |                     | State Aid Revenues                                | 12,995.69                 | Veteran & Senior Citizen Taxes             | .06 21,500.00       |
| Elections                              |                     | Federal Aid Revenues                              |                           | Total Taxes for Rate Computation           | 2.97 1,137,986.44   |
| General Administration (other)         | 27,700.00           | Sale of Acquired Property                         |                           | Special District Taxes                     |                     |
| <b>JUDICIARY</b>                       |                     | Other Miscellaneous Revenues                      | 52,766.58                 | Bank Stock Taxes                           | 169.32              |
| Municipal Courts                       | 1,605.00            | 1969 Revenues                                     | 1,403,073.88              | Added and Omitted Taxes                    | 15,062.40           |
| <b>PUBLIC SAFETY</b>                   |                     | Prior Years Surplus Appropriated                  | 193,000.00                | Total Taxes Levied - ABSTRACT              | 1,131,718.16        |
| Fire Protection                        | 27,350.00           | <b>REVENUES</b>                                   | <b>TOTAL 1,596,073.88</b> | <b>TOTAL TAXES BILLED</b>                  | <b>1,132,613.51</b> |
| Police Protection                      | 80,520.00           |   |                           | <b>1969 TAXES COLLECTED</b>                | <b>1,100,254.48</b> |
| Civil Defense & Disaster Control       | 1,240.00            |   |                           | 1969 Taxes Cancelled, Abated or Adjusted   |                     |
| Environmental Inspection & Control     | 3,700.00            | <b>1969 REAL PROPERTY VALUATIONS</b>              |                           | Transfer to Tax Title Liens or Foreclosed  |                     |
| Other Public Safety                    |                     | Code Class # of Parcels %VAL'N ASSESSED VALUATION |                           | Balance Outstanding Dec. 31, 1969          | 32,359.03           |
| <b>PUBLIC WORKS</b>                    |                     | 1 Vacant Land 341 12.79 3,777,500.00              |                           | <b>PRIOR YEARS TAXES OUTSTANDING</b>       |                     |
| Streets and Drainage                   | 45,100.00           | 2 Residential 937 78.42 23,158,250.00             |                           | Balance January 1, 1969                    | 21,628.55           |
| Sewers and Sewage Processing           |                     | 3 Farm 23 1.05 310,250.00                         |                           | Collected in 1969                          | 21,334.44           |
| Garbage and Trash Disposal             |                     | 4a Commercial 28 7.74 2,285,750.00                |                           | Cancelled, Abated or Adjusted (1969)       |                     |
| Public Buildings and Grounds           | 5,585.00            | 4b Industrial                                     |                           | Transfers to Tax Title Liens or Foreclosed |                     |
| Other Public Works                     |                     | 4c Apartments                                     |                           | Balance December 31, 1969                  | 294.11              |
| <b>HEALTH and WELFARE</b>              |                     | Total 1329 100.00 29,531,750.00                   |                           | <b>TAX TITLE LIENS OUTSTANDING</b>         |                     |
| Health Services Except Environmental   | 8,200.00            | <b>CAPITAL DEBT AUTHORIZED, DECEMBER 31, 1969</b> |                           | Balance January 1, 1969                    | 1,031.50            |
| Welfare-Public Assistance              | 205.00              | ISSUED AND UNISSUED                               | GROSS DEBT NET DEBT       | Transfers From Taxes                       |                     |
| Hospitals, Clinics, First Aid          | 300.00              | School  | 1,587,582                 | Redeemed in 1969                           |                     |
| Animal, Insect, & Rodent Control       |                     | Self-liquidating                                  | 617,500                   | Cancelled, Abated or Adjusted (1969)       |                     |
| Other Welfare Services                 |                     | Other   | 617,500                   | Transfers to Foreclosed Property           |                     |
| <b>RECREATION and CONSERVATION</b>     |                     | Total 2,205,082                                   | 617,500                   | Balance December 31, 1969                  | 1,031.50            |
| Beaches and Boardwalks                 |                     | ISSUED AND OUTSTANDING                            |                           | <b>PROPERTY ACQUIRED BY DEED OR</b>        |                     |
| Parks, Playgrounds, Shade Trees        | 6,825.00            | School  | 1,587,582.88              | <b>FORECLOSURE</b>                         |                     |
| Land Reclamation & Conservation        |                     | Self-Liquidating                                  | 532,500.00                | Balance January 1, 1969                    | 203,200.00          |
| Other Recreational Services            | 40,450.00           | Other   | 2,120,082.88              | Transfers From Taxes or Liens              |                     |
| <b>EDUCATION (excluding schools)</b>   |                     | Total   |                           | Sale for Cash (1969)                       |                     |
| Libraries                              | 9,100.00            |   |                           | Cancelled, Abated or Adjusted (1969)       |                     |
| Other Educational Services             |                     | <b>EQUALIZED VALUATION BASIS</b>                  |                           | Balance December 31, 1969                  | 203,200.00          |
| <b>STATUTORY EXPENDITURES</b>          |                     | <b>FOR NET DEBT COMPUTATION</b>                   | <b>34,533,800.67</b>      | <b>CURRENT FINANCES DECEMBER 31, 1969</b>  |                     |
| Pensions & F.I.C.A.                    | 12,100.00           | 1969 CAPITAL OUTLAY                               | TOTAL 121,085.67          | <b>ASSETS</b>                              |                     |
| Employee Fringe Benefits               | 3,500.00            | Beaches and Boardwalks                            |                           | Cash Dec. 31, 1969                         | 245,087.47          |
| Other Statutory Expenditures           |                     | Parks and Playgrounds                             | 35,560.29                 | Taxes Receivable                           | 32,653.14           |
| <b>MUNICIPAL FUNCTIONS</b>             |                     | Public Buildings and Grounds                      | 33,166.75                 | Tax Title Liens                            | 1,031.50            |
| <b>CAPITAL IMPROVEMENTS</b>            |                     | Vehicular Equipment                               |                           | Foreclosed Property                        | 203,200.00          |
| <b>DEBT SERVICE</b>                    |                     | Streets, Roads, Sidewalks, Storm Sewers           | 52,108.63                 | Emergencies & Other Deferred Charges       | 14,000.00           |
| Principal Payments                     |                     | Sewer System                                      |                           | State Aid Receivable                       | 15,208.00           |
| Interest Payments                      | 26,000.00           | Water Service                                     |                           | Other Receivables                          | 18,305.08           |
| <b>DEFERRED CHARGES</b>                |                     | Other Utilities                                   |                           | Total                                      | 529,485.19          |
| SCHOOL, COUNTY, SPECIAL DISTRICT TAXES | 12,310.32           | Hospitals and Clinics                             |                           | <b>LIABILITIES</b>                         |                     |
| <b>RESERVE FOR UNCOLLECTED TAXES</b>   |                     | Garbage and Trash Disposal Facilities             |                           | Cash Liabilities                           | 96,779.39           |
|  | 1,116,486.44        | Health Equipment                                  |                           | Reserves for Receivables                   | 255,189.72          |
|  | 26,089.37           | Library and Education Facilities                  |                           | Surplus Dec. 31, 1969                      | 177,516.08          |
| <b>EXPENDITURES</b>                    |                     | Conservation and Recreation                       |                           | Total                                      | 529,485.19          |
| <b>TOTAL</b>                           | <b>1,542,393.08</b> | Other Expenditures                                | 250.00                    |  |                     |

0244  
Population 1960 7,487  
Population 1969 8,750  
  
Moody Rating  
Land Area 2.55 Sq. Miles

ORADELL BORO - BERGEN COUNTY  
Net Valuation Taxable 83,137,450  
State Equalized Value 104,312,986  
Net Valuation on Which County Taxes are apportioned: 102,168,781  
State Equalization Ratio .7970  
General Tax Rate Per \$100. 3.36  
State Equalized General Tax Rate: 2.67

PER CAPITA:  
Gross Debt 233.35  
Net Debt 33.83  
Debt Service .95  
Total Tax Levy 315.87  
Municipal Expenditures 137.16

PER CENT:  
Gross Debt 2.07  
Net Debt .30  
Tax Levy Collected 98.89  
Tax Levy Cancelled, Abated or Adjusted .08

| 1969 EXPENDITURES                      |              | 1969 REVENUES                   |  | 1969 PROPERTY TAX                          |  |
|--|--------------|---------------------------------|--|--|--|
| GENERAL GOVERNMENT                     |              | 1969 — Property Taxes Collected |  | STATE EQUALIZED TAX RATE                   |  |
| Governing Body & Public Boards         |              | 2,741,395.19                    |  | Local District School Taxes .66            |  |
| Municipal Clerk                        |              | 76,974.54                       |  | Regional & Consolidated School Tax 1.14    |  |
| Financial Administration               | 28,400.00    | 30,500.42                       |  | School Taxes in Municipal Budget           |  |
| Assessment of Taxes                    | 37,250.00    | 21,753.00                       |  | County Taxes .40                           |  |
| Collection of Taxes                    | 23,400.00    | 273,579.78                      |  | County Library Taxes                       |  |
| Planning, Housing & Development        | 1,350.00     | 34,490.81                       |  | Local Municipal Purpose Taxes .41          |  |
| Human Resources                        |              |                                 |  | Veteran & Senior Citizen Taxes .06         |  |
| Elections                              | 825.00       |                                 |  | Total Taxes for Rate Computation 2.67      |  |
| General Administration (other)         | 54,797.15    |                                 |  | Special District Taxes                     |  |
| JUDICIARY                              |              | 103,149.90                      |  | Bank Stock Taxes                           |  |
| Municipal Courts                       | 5,100.00     | 3,281,843.64                    |  | Added and Omitted Taxes                    |  |
| PUBLIC SAFETY                          |              | 300,000.00                      |  | Total Taxes Levied - ABSTRACT              |  |
| Fire Protection                        | 39,850.00    | 3,581,843.64                    |  | TOTAL TAXES BILLED                         |  |
| Police Protection                      | 235,100.00   |                                 |  | 1969 TAXES COLLECTED                       |  |
| Civil Defense & Disaster Control       | 1,800.00     |                                 |  | 1969 Taxes Cancelled, Abated or Adjusted   |  |
| Environmental Inspection & Control     | 3,600.00     |                                 |  | Transfer to Tax Title Liens or Foreclosed  |  |
| Other Public Safety                    |              |                                 |  | Balance Outstanding Dec. 31, 1969          |  |
| PUBLIC WORKS                           |              |                                 |  | PRIOR YEARS TAXES OUTSTANDING              |  |
| Streets and Drainage                   | 149,600.00   |                                 |  | Balance January 1, 1969                    |  |
| Sewers and Sewage Processing           | 81,700.68    |                                 |  | Collected in 1969                          |  |
| Garbage and Trash Disposal             | 91,200.00    |                                 |  | Cancelled, Abated or Adjusted (1969)       |  |
| Public Buildings and Grounds           | 30,200.00    |                                 |  | Transfers to Tax Title Liens or Foreclosed |  |
| Other Public Works                     |              |                                 |  | Balance December 31, 1969                  |  |
| HEALTH and WELFARE                     |              |                                 |  | TAX TITLE LIENS OUTSTANDING                |  |
| Health Services Except Environmental   | 18,112.85    |                                 |  | Balance January 1, 1969                    |  |
| Welfare-Public Assistance              | 1,250.00     |                                 |  | Transfers From Taxes                       |  |
| Hospitals, Clinics, First Aid          |              |                                 |  | Redeemed in 1969                           |  |
| Animal, Insect, & Rodent Control       |              |                                 |  | Cancelled, Abated or Adjusted (1969)       |  |
| Other Welfare Services                 |              |                                 |  | Transfers to Foreclosed Property           |  |
| RECREATION and CONSERVATION            |              |                                 |  | Balance December 31, 1969                  |  |
| Beaches and Boardwalks                 |              |                                 |  | PROPERTY ACQUIRED BY DEED OR               |  |
| Parks, Playgrounds, Shade Trees        | 19,900.00    |                                 |  | FORECLOSURE                                |  |
| Land Reclamation & Conservation        |              |                                 |  | Balance January 1, 1969                    |  |
| Other Recreational Services            | 40,450.00    |                                 |  | Transfers From Taxes or Liens              |  |
| EDUCATION (excluding schools)          |              |                                 |  | Sale for Cash (1969)                       |  |
| Libraries                              | 73,000.00    |                                 |  | Cancelled, Abated or Adjusted (1969)       |  |
| Other Educational Services             |              |                                 |  | Balance December 31, 1969                  |  |
| STATUTORY EXPENDITURES                 |              |                                 |  | CURRENT FINANCES DECEMBER 31, 1969         |  |
| Pensions & F.I.C.A.                    | 47,831.05    |                                 |  | ASSETS                                     |  |
| Employee Fringe Benefits               | 24,919.67    |                                 |  | Cash Dec. 31, 1969                         |  |
| Other Statutory Expenditures           |              |                                 |  | Taxes Receivable                           |  |
| MUNICIPAL FUNCTIONS                    |              |                                 |  | Tax Title Liens                            |  |
| CAPITAL IMPROVEMENTS                   |              |                                 |  | Foreclosed Property                        |  |
| DEBT SERVICE                           |              |                                 |  | Emergencies & Other Deferred Charges       |  |
| Principal Payments                     |              |                                 |  | State Aid Receivable                       |  |
| Interest Payments                      | 8,303.12     |                                 |  | Other Receivables                          |  |
| DEFERRED CHARGES                       |              |                                 |  | Total                                      |  |
| SCHOOL, COUNTY, SPECIAL DISTRICT TAXES |              |                                 |  | LIABILITIES                                |  |
| RESERVE FOR UNCOLLECTED TAXES          |              |                                 |  | Cash Liabilities                           |  |
| EXPENDITURES                           |              |                                 |  | Reserves for Receivables                   |  |
| TOTAL                                  | 3,502,164.88 |                                 |  | Surplus Dec. 31, 1969                      |  |
|  |              |                                 |  | Total                                      |  |

0717  
Population 1960 35,789  
Population 1969 35,150  
S & P Rating AA  
Moody Rating A  
Land Area 2.20 Sq Miles

ORANGE CITY  
Net Valuation Taxable 131,839,200  
State Equalized Value 144,750,988  
Net Valuation on Which County Taxes  
are apportioned: 151,724,009  
State Equalization Ratio .9108

- ESSEX COUNTY  
General Tax Rate Per \$100. 6.55  
State Equalized  
General Tax Rate: 5.96

PER CAPITA:  
Gross Debt 222.60  
Net Debt 24.66  
Debt Service 7.96  
Total Tax Levy 244.21  
Municipal Expenditures 176.19

PER CENT:  
Gross Debt 5.56  
Net Debt .62  
Tax Levy Collected 96.09  
Tax Levy Cancelled, Abated  
or Adjusted .41

| 1969 EXPENDITURES                             |                            | 1969 REVENUES  |                            | 1969 PROPERTY TAX                          |                           |
|---|----------------------------|--|----------------------------|--|---------------------------|
| <b>GENERAL GOVERNMENT</b>                     |                            |  |                            | <b>STATE EQUALIZED TAX RATE</b>            |                           |
| Governing Body & Public Boards                | 562,037.39                 | 1969 — Property Taxes Collected  | 8,257,998.23               | Local District School Taxes                | 2.29 3,318,180.50         |
| Municipal Clerk                               | 32,216.00                  | 1969 Payments in Lieu of Taxes   | 14,745.77                  | Regional & Consolidated School Tax         |                           |
| Financial Administration                      | 131,956.51                 | Delinquent Tax & Lien Collections  | 231,136.22                 | School Taxes in Municipal Budget           | .08 108,572.50            |
| Assessment of Taxes                           | 45,855.00                  | Business Personalty Replacement Taxes  | 576,270.00                 | County Taxes                               | 1.18 1,707,491.22         |
| Collection of Taxes                           | 30,007.00                  | Taxes from Public Utilities  | 476,380.46                 | County Library Taxes                       |                           |
| Planning, Housing & Development               | 3,086.22                   | Other Miscellaneous Tax Revenues   | 22,308.11                  | Local Municipal Purpose Taxes              | 2.36 3,411,719.88         |
| Human Resources                               | 3,000.00                   | State Aid Revenues   | 200,109.93                 | Veteran & Senior Citizen Taxes             | .06 79,640.00             |
| Elections                                     | 5,500.00                   | Federal Aid Revenues   |                            | Total Taxes for Rate Computation           | 5.97 8,625,604.10         |
| General Administration (other)                | 71,217.12                  | Sale of Acquired Property  | 1,021.16                   | Special District Taxes                     |                           |
| <b>JUDICIARY</b>                              |                            | Other Miscellaneous Revenues   | 362,205.29                 | Bank Stock Taxes                           | 16,735.44                 |
| Municipal Courts                              | 45,781.40                  | 1969 Revenues  | 10,142,175.17              | Added and Omitted Taxes                    | 21,326.80                 |
| <b>PUBLIC SAFETY</b>                          |                            | Prior Years Surplus Appropriated   | 509,990.69                 | Total Taxes Levied - ABSTRACT              | 8,584,026.34              |
| Fire Protection                               | 994,075.17                 | <b>REVENUES</b>  | <b>TOTAL</b> 10,652,165.86 | <b>TOTAL TAXES BILLED</b>                  | 8,593,949.84              |
| Police Protection                             | 979,034.70                 |  |                            | <b>1969 TAXES COLLECTED</b>                | 8,257,998.23              |
| Civil Defense & Disaster Control              | 700.00                     | <b>1969 REAL PROPERTY VALUATIONS</b>   |                            | 1969 Taxes Cancelled, Abated or Adjusted   | 35,417.55                 |
| Environmental Inspection & Control            | 68,563.00                  | <u>Code</u> <u>Class</u> <u># of Parcels</u> <u>%VAL'N</u> <u>ASSESSED VALUATION</u> |                            | Transfer to Tax Title Liens or Foreclosed  | 64,500.50                 |
| Other Public Safety                           |                            | 1 Vacant Land 344 1.55 2,010,500.00  |                            | Balance Outstanding Dec. 31, 1969          | 236,033.56                |
| <b>PUBLIC WORKS</b>                           |                            | 2 Residential 3952 47.54 61,784,600.00   |                            | <b>PRIOR YEARS TAXES OUTSTANDING</b>       |                           |
| Streets and Drainage                          | 446,576.00                 | 3 Farm   |                            | Balance January 1, 1969                    | 1,091,677.23              |
| Sewers and Sewage Processing                  | 163,625.74                 | 4a Commercial 446 19.39 25,197,800.00  |                            | Collected in 1969                          | 191,680.83                |
| Garbage and Trash Disposal                    | 288,888.00                 | 4b Industrial 63 6.42 8,345,000.00   |                            | Cancelled, Abated or Adjusted (1969)       | 66,450.28                 |
| Public Buildings and Grounds                  | 71,180.00                  | 4c Apartments 203 25.11 32,635,300.00  |                            | Transfers to Tax Title Liens or Foreclosed |                           |
| Other Public Works                            | 53,777.08                  | Total 5008 100.01 129,973,200.00   |                            | Balance December 31, 1969                  | 833,546.12                |
| <b>HEALTH and WELFARE</b>                     |                            | <b>CAPITAL DEBT AUTHORIZED, DECEMBER 31, 1969</b>                                    |                            | <b>TAX TITLE LIENS OUTSTANDING</b>         |                           |
| Health Services Except Environmental          | 173,334.67                 | <b>ISSUED AND UNISSUED</b>   |                            | Balance January 1, 1969                    | 144,284.59                |
| Welfare-Public Assistance                     | 98,431.00                  | School 4,995,500   |                            | Transfers From Taxes                       | 67,586.44                 |
| Hospitals, Clinics, First Aid                 | 4,600.00                   | Self-liquidating 1,076,250   |                            | Redeemed in 1969                           | 39,455.39                 |
| Animal, Insect, & Rodent Control              | 8,084.00                   | Other 1,752,600  | 866,900                    | Cancelled, Abated or Adjusted (1969)       |                           |
| Other Welfare Services                        | 6,000.00                   | Total 7,824,350  | 866,900                    | Transfers to Foreclosed Property:          | 5,455.56                  |
| <b>RECREATION and CONSERVATION</b>            |                            | <b>ISSUED AND OUTSTANDING</b>  |                            | Balance December 31, 1969                  | 166,960.08                |
| Beaches and Boardwalks                        |                            | School 1,204,350.00  |                            | <b>PROPERTY ACQUIRED BY DEED OR</b>        |                           |
| Parks, Playgrounds, Shade Trees               | 72,314.90                  | Self-Liquidating 1,076,250.00  |                            | <b>FORECLOSURE</b>                         |                           |
| Land Reclamation & Conservation               |                            | Other 1,648,000.00   |                            | Balance January 1, 1969                    | 29,124.15                 |
| Other Recreational Services                   | 209,194.21                 | Total 3,928,600.00   |                            | Transfers From Taxes or Liens              | 6,497.01                  |
| <b>EDUCATION (excluding schools)</b>          |                            | <b>EQUALIZED VALUATION BASIS</b>   |                            | Sale for Cash (1969)                       | 1,021.16                  |
| Libraries                                     | 171,729.58                 | <b>FOR NET DEBT COMPUTATION</b>  | 140,617,735.33             | Cancelled, Abated or Adjusted (1969)       |                           |
| Other Educational Services                    |                            | <b>1969 CAPITAL OUTLAY</b>   |                            | Balance December 31, 1969                  | 34,600.00                 |
| <b>STATUTORY EXPENDITURES</b>                 |                            | <b>TOTAL</b> 277,357.82  |                            | <b>CURRENT FINANCES DECEMBER 31, 1969</b>  |                           |
| Pensions & F.I.C.A.                           | 513,942.87                 | Beaches and Boardwalks   |                            | <b>ASSETS</b>                              |                           |
| Employee Fringe Benefits                      | 132,064.68                 | Parks and Playgrounds  |                            | Cash Dec. 31, 1969                         | 773,556.46                |
| Other Statutory Expenditures                  |                            | Public Buildings and Grounds   | 182,975.46                 | Taxes Receivable                           | 1,069,579.68              |
| <b>MUNICIPAL FUNCTIONS</b>                    | <b>TOTAL</b> 5,386,772.24  | Vehicular Equipment  | 3,540.16                   | Tax Title Liens                            | 166,960.08                |
| <b>CAPITAL IMPROVEMENTS</b>                   | 26,567.78                  | Streets, Roads, Sidewalks, Storm Sewers  | 17,617.57                  | Foreclosed Property                        | 34,600.00                 |
| <b>DEBT SERVICE</b>                           |                            | Sewer System   |                            | Emergencies & Other Deferred Charges       | 161,754.67                |
| Principal Payments                            | 186,000.00                 | Water Service  | 67,524.63                  | State Aid Receivable                       | 114,449.12                |
| Interest Payments                             | 93,710.83                  | Other Utilities  |                            | Other Receivables                          | 28,256.16                 |
| <b>TYPE I SCHL DEBT *MEMO</b>                 | 123,698.33                 | Hospitals and Clinics  |                            | <b>LIABILITIES</b>                         | <b>Total</b> 2,349,156.17 |
| <b>DEFERRED CHARGES</b>                       | 70,541.57                  | Garbage and Trash Disposal Facilities  |                            | Cash Liabilities                           | 457,257.63                |
| <b>SCHOOL, COUNTY, SPECIAL DISTRICT TAXES</b> | 5,134,244.22               | Health Equipment   |                            | Reserves for Receivables                   | 1,299,395.92              |
| <b>RESERVE FOR UNCOLLECTED TAXES</b>          | 429,552.48                 | Library and Education Facilities   |                            | Surplus Dec. 31, 1969                      | 592,502.62                |
| <b>EXPENDITURES</b>                           | <b>TOTAL</b> 11,327,389.12 | Conservation and Recreation  |                            | <b>Total</b>                               | 2,349,156.17              |
|   |                            | Other Expenditures   | 5,700.00                   |  |                           |

\* ABOVE DEBT SERVICE INCLUDES TYPE I SCHOOL DEBT



2117  
Population 1960 1,657  
Population 1969 1,740  
  
Moody Rating  
Land Area 5.70 Sq. Miles

OXFORD TWP - WARREN COUNTY  
Net Valuation Taxable 4,521,411  
State Equalized Value 7,089,073 General Tax Rate Per \$100. 5.63  
Net Valuation on Which County Taxes are apportioned: 7,398,198 State Equalized General Tax Rate: 3.59  
State Equalization Ratio .6378

PER CAPITA:  
Gross Debt 44.83  
Net Debt 44.83  
Debt Service  
Total Tax Levy 139.90  
Municipal Expenditures 77.68

PER CENT:  
Gross Debt 1.18  
Net Debt 1.18  
Tax Levy Collected 81.45  
Tax Levy Cancelled, Abated or Adjusted

| 1969 EXPENDITURES                      |                         | 1969 REVENUES                         |                         | 1969 PROPERTY TAX                               |                 |
|--|-------------------------|---------------------------------------|-------------------------|---|-----------------|
| <b>GENERAL GOVERNMENT</b>              |                         |                                       |                         | <b>STATE EQUALIZED TAX RATE</b>                 |                 |
| Governing Body & Public Boards         | 1,600.00                | 1969 — Property Taxes Collected       | 199,460.58              | Local District School Taxes                     | 2.56 181,274.00 |
| Municipal Clerk                        | 1,500.00                | 1969 Payments in Lieu of Taxes        |                         | Regional & Consolidated School Tax              |                 |
| Financial Administration               | 3,037.22                | Delinquent Tax & Lien Collections     | 38,519.13               | School Taxes in Municipal Budget                |                 |
| Assessment of Taxes                    | 1,300.00                | Business Personalty Replacement Taxes | 27,978.00               | County Taxes                                    | .75 53,219.49   |
| Collection of Taxes                    | 1,834.14                | Taxes from Public Utilities           | 17,242.29               | County Library Taxes                            | .02 1,500.87    |
| Planning, Housing & Development        | 462.28                  | Other Miscellaneous Tax Revenues      |                         | Local Municipal Purpose Taxes                   | .10 6,741.98    |
| Human Resources                        |                         | State Aid Revenues                    | 19,935.82               | Veteran & Senior Citizen Taxes                  | .16 11,520.00   |
| Elections                              |                         | Federal Aid Revenues                  |                         | Total Taxes for Rate Computation                | 3.59 254,256.34 |
| General Administration (other)         | 4,561.57                | Sale of Acquired Property             |                         | Special District Taxes                          |                 |
| <b>JUDICIARY</b>                       |                         | Other Miscellaneous Revenues          | 16,563.74               | Bank Stock Taxes                                | 694.20          |
| Municipal Courts                       | 2,700.00                | 1969 Revenues                         | 319,699.56              | Added and Omitted Taxes                         |                 |
| <b>PUBLIC SAFETY</b>                   |                         | Prior Years Surplus Appropriated      | 10,000.00               | Total Taxes Levied - ABSTRACT                   | 243,430.54      |
| Fire Protection                        | 1,800.00                | <b>REVENUES</b>                       | <b>TOTAL</b> 329,699.56 | <b>TOTAL TAXES BILLED</b>                       | 244,878.15      |
| Police Protection                      | 8,400.00                |                                       |                         | <b>1969 TAXES COLLECTED</b>                     | 199,460.58      |
| Civil Defense & Disaster Control       | 50.00                   |                                       |                         | 1969 Taxes Cancelled, Abated or Adjusted        |                 |
| Environmental Inspection & Control     |                         |                                       |                         | Transfer to Tax Title Liens or Foreclosed       | 653.77          |
| Other Public Safety                    |                         |                                       |                         | Balance Outstanding Dec. 31, 1969               | 44,763.80       |
| <b>PUBLIC WORKS</b>                    |                         |                                       |                         | <b>PRIOR YEARS TAXES OUTSTANDING</b>            |                 |
| Streets and Drainage                   | 29,689.50               |                                       |                         | Balance January 1, 1969                         | 57,883.83       |
| Sewers and Sewage Processing           |                         |                                       |                         | Collected in 1969                               | 38,519.13       |
| Garbage and Trash Disposal             | 6,000.00                |                                       |                         | Cancelled, Abated or Adjusted (1969)            | 4,648.73        |
| Public Buildings and Grounds           |                         |                                       |                         | Transfers to Tax Title Liens or Foreclosed      | 838.84          |
| Other Public Works                     | 1,000.00                |                                       |                         | Balance December 31, 1969                       | 13,877.13       |
| <b>HEALTH and WELFARE</b>              |                         |                                       |                         | <b>TAX TITLE LIENS OUTSTANDING</b>              |                 |
| Health Services Except Environmental   | 1,704.79                |                                       |                         | Balance January 1, 1969                         | 8,616.60        |
| Welfare-Public Assistance              | 375.00                  |                                       |                         | Transfers From Taxes                            | 1,492.61        |
| Hospitals, Clinics, First Aid          |                         |                                       |                         | Redeemed in 1969                                |                 |
| Animal, Insect, & Rodent Control       | 100.00                  |                                       |                         | Cancelled, Abated or Adjusted (1969)            |                 |
| Other Welfare Services                 |                         |                                       |                         | Transfers to Foreclosed Property                | 838.84          |
| <b>RECREATION and CONSERVATION</b>     |                         |                                       |                         | Balance December 31, 1969                       | 9,270.37        |
| Beaches and Boardwalks                 |                         |                                       |                         | <b>PROPERTY ACQUIRED BY DEED OR FORECLOSURE</b> |                 |
| Parks, Playgrounds, Shade Trees        |                         |                                       |                         | Balance January 1, 1969                         | 220.00          |
| Land Reclamation & Conservation        |                         |                                       |                         | Transfers From Taxes or Liens                   |                 |
| Other Recreational Services            | 325.00                  |                                       |                         | Sale for Cash (1969)                            |                 |
| <b>EDUCATION (excluding schools)</b>   |                         |                                       |                         | Cancelled, Abated or Adjusted (1969)            |                 |
| Libraries                              | 1,000.00                |                                       |                         | Balance December 31, 1969                       | 220.00          |
| Other Educational Services             |                         |                                       |                         | <b>CURRENT FINANCES DECEMBER 31, 1969</b>       |                 |
| <b>STATUTORY EXPENDITURES</b>          |                         |                                       |                         | <b>ASSETS</b>                                   |                 |
| Pensions & F.I.C.A.                    | 3,229.00                |                                       |                         | Cash Dec. 31, 1969                              | 166,070.15      |
| Employee Fringe Benefits               |                         |                                       |                         | Taxes Receivable                                | 58,640.93       |
| Other Statutory Expenditures           |                         |                                       |                         | Tax Title Liens                                 | 9,270.37        |
| <b>MUNICIPAL FUNCTIONS</b>             |                         |                                       |                         | Foreclosed Property                             | 220.00          |
| <b>CAPITAL IMPROVEMENTS</b>            |                         |                                       |                         | Emergencies & Other Deferred Charges            | 11,558.50       |
| <b>DEBT SERVICE</b>                    |                         |                                       |                         | State Aid Receivable                            | 12,275.81       |
| Principal Payments                     |                         |                                       |                         | Other Receivables                               | 18,694.93       |
| Interest Payments                      |                         |                                       |                         | Total   | 276,730.69      |
| <b>DEFERRED CHARGES</b>                |                         |                                       |                         | <b>LIABILITIES</b>                              |                 |
| SCHOOL, COUNTY, SPECIAL DISTRICT TAXES | 235,994.36              |                                       |                         | Cash Liabilities                                | 127,027.88      |
| RESERVE FOR UNCOLLECTED TAXES          | 47,487.00               |                                       |                         | Reserves for Receivables                        | 86,826.23       |
| <b>EXPENDITURES</b>                    | <b>TOTAL</b> 371,149.86 |                                       |                         | Surplus Dec. 31, 1969                           | 62,876.58       |
|  |                         |                                       |                         | Total   | 276,730.69      |

2118  
Population 1960 63  
Population 1969 70  
  
Moody Rating  
Land Area 20.30 Sq. Miles

# PAHAQUARRY TWP

Net Valuation Taxable 1,769,025  
State Equalized Value 2,377,402  
Net Valuation on Which County Taxes  
are apportioned: 2,366,970  
State Equalization Ratio .7441

# - WARREN COUNTY

General Tax Rate Per \$100. 1.60  
  
State Equalized  
General Tax Rate: 1.19

# PER CAPITA:

Gross Debt  
Net Debt  
Debt Service  
Total Tax Levy 392.86  
Municipal Expenditures 563.47

# PER CENT:

Gross Debt  
Net Debt  
Tax Levy Collected 84.15  
Tax Levy Cancelled, Abated  
or Adjusted .18

| 1969 EXPENDITURES                      |                  | 1969 REVENUES                                     |                        | 1969 PROPERTY TAX                          |                |
|--|------------------|---|------------------------|--|----------------|
| <b>GENERAL GOVERNMENT</b>              |                  | 1969 — Property Taxes Collected                   |                        | <b>STATE EQUALIZED TAX RATE</b>            |                |
| Governing Body & Public Boards         |                  |   | 23,247.33              | Local District School Taxes                | .36 8,500.00   |
| Municipal Clerk                        |                  | 1969 Payments in Lieu of Taxes                    |                        | Regional & Consolidated School Tax         |                |
| Financial Administration               | 1,300.00         | Delinquent Tax & Lien Collections                 | 2,465.69               | School Taxes in Municipal Budget           |                |
| Assessment of Taxes                    | 760.00           | Business Personalty Replacement Taxes             | 396.00                 | County Taxes                               | .72 17,037.02  |
| Collection of Taxes                    | 1,200.00         | Taxes from Public Utilities                       | 8,053.89               | County Library Taxes                       | .02 480.19     |
| Planning, Housing & Development        | 100.00           | Other Miscellaneous Tax Revenues                  |                        | Local Municipal Purpose Taxes              | .06 1,482.96   |
| Human Resources                        |                  | State Aid Revenues                                | 12,573.00              | Veteran & Senior Citizen Taxes             | .03 700.00     |
| Elections                              |                  | Federal Aid Revenues                              |                        | Total Taxes for Rate Computation           | 1.19 28,200.17 |
| General Administration (other)         | 4,950.00         | Sale of Acquired Property                         |                        | Special District Taxes                     |                |
| <b>JUDICIARY</b>                       |                  | Other Miscellaneous Revenues                      | 680.25                 | Bank Stock Taxes                           |                |
| Municipal Courts                       |                  | 1969 Revenues                                     | Total 47,416.16        | Added and Omitted Taxes                    |                |
| <b>PUBLIC SAFETY</b>                   |                  | Prior Years Surplus Appropriated                  | 6,200.00               | Total Taxes Levied - ABSTRACT              | 27,500.17      |
| Fire Protection                        | 100.00           | <b>REVENUES</b>                                   | <b>TOTAL</b> 53,616.16 | <b>TOTAL TAXES BILLED</b>                  | 27,626.40      |
| Police Protection                      | 750.00           |   |                        | <b>1969 TAXES COLLECTED</b>                | 23,247.33      |
| Civil Defense & Disaster Control       |                  |   |                        | 1969 Taxes Cancelled, Abated or Adjusted   | 50.00          |
| Environmental Inspection & Control     | 110.00           | <b>1969 REAL PROPERTY VALUATIONS</b>              |                        | Transfer to Tax Title Liens or Foreclosed  |                |
| Other Public Safety                    |                  | Code Class # of Parcels %VAL'N                    | ASSESSED VALUATION     | Balance Outstanding Dec. 31, 1969          | 4,329.07       |
| <b>PUBLIC WORKS</b>                    |                  | 1 Vacant Land 131 17.65                           | 310,575.00             | <b>PRIOR YEARS TAXES OUTSTANDING</b>       |                |
| Streets and Drainage                   | 17,100.00        | 2 Residential 107 29.50                           | 519,150.00             | Balance January 1, 1969                    | 3,656.86       |
| Sewers and Sewage Processing           |                  | 3 Farm 24 12.38                                   | 217,800.00             | Collected in 1969                          | 2,465.69       |
| Garbage and Trash Disposal             |                  | 4a Commercial 26 40.48                            | 712,400.00             | Cancelled, Abated or Adjusted (1969)       |                |
| Public Buildings and Grounds           |                  | 4c Apartments                                     |                        | Transfers to Tax Title Liens or Foreclosed |                |
| Other Public Works                     |                  | Total 288 100.01                                  | 1,759,925.00           | Balance December 31, 1969                  | 1,191.17       |
| <b>HEALTH and WELFARE</b>              |                  | <b>CAPITAL DEBT AUTHORIZED, DECEMBER 31, 1969</b> |                        | <b>TAX TITLE LIENS OUTSTANDING</b>         |                |
| Health Services Except Environmental   | 65.00            | ISSUED AND UNISSUED                               | GROSS DEBT             | Balance January 1, 1969                    |                |
| Welfare-Public Assistance              |                  | School  |                        | Transfers From Taxes                       |                |
| Hospitals, Clinics, First Aid          | 50.00            | Self-liquidating                                  |                        | Redeemed in 1969                           |                |
| Animal, Insect, & Rodent Control       |                  | Other   |                        | Cancelled, Abated or Adjusted (1969)       |                |
| Other Welfare Services                 |                  | Total   |                        | Transfers to Foreclosed Property           |                |
| <b>RECREATION and CONSERVATION</b>     |                  | ISSUED AND OUTSTANDING                            |                        | Balance December 31, 1969                  |                |
| Beaches and Boardwalks                 |                  | School  |                        | <b>PROPERTY ACQUIRED BY DEED OR</b>        |                |
| Parks, Playgrounds, Shade Trees        |                  | Self-Liquidating                                  |                        | <b>FORECLOSURE</b>                         |                |
| Land Reclamation & Conservation        |                  | Other   |                        | Balance January 1, 1969                    |                |
| Other Recreational Services            |                  | Total   |                        | Transfers From Taxes or Liens              |                |
| <b>EDUCATION (excluding schools)</b>   |                  | EQUALIZED VALUATION BASIS                         |                        | Sale for Cash (1969)                       |                |
| Libraries                              |                  | FOR NET DEBT COMPUTATION                          | 2,525,215.00           | Cancelled, Abated or Adjusted (1969)       |                |
| Other Educational Services             |                  |   |                        | Balance December 31, 1969                  |                |
| <b>STATUTORY EXPENDITURES</b>          |                  | 1969 CAPITAL OUTLAY                               | TOTAL                  | <b>CURRENT FINANCES DECEMBER 31, 1969</b>  |                |
| Pensions & F.I.C.A.                    | 500.00           | Beaches and Boardwalks                            |                        | <b>ASSETS</b>                              |                |
| Employee Fringe Benefits               |                  | Parks and Playgrounds                             |                        | Cash Dec. 31, 1969                         | 11,803.65      |
| Other Statutory Expenditures           |                  | Public Buildings and Grounds                      |                        | Taxes Receivable                           | 5,520.24       |
| <b>MUNICIPAL FUNCTIONS</b>             |                  | Vehicular Equipment                               |                        | Tax Title Liens                            |                |
| <b>CAPITAL IMPROVEMENTS</b>            |                  | Streets, Roads, Sidewalks, Storm Sewers           |                        | Foreclosed Property                        |                |
| <b>DEBT SERVICE</b>                    |                  | Sewer System                                      |                        | Emergencies & Other Deferred Charges       | 10,000.00      |
| Principal Payments                     |                  | Water Service                                     |                        | State Aid Receivable                       | 4,743.00       |
| Interest Payments                      |                  | Other Utilities                                   |                        | Other Receivables                          |                |
|  |                  | Hospitals and Clinics                             |                        | Total                                      | 32,066.89      |
| <b>DEFERRED CHARGES</b>                |                  | Garbage and Trash Disposal Facilities             |                        | <b>LIABILITIES</b>                         |                |
| SCHOOL, COUNTY, SPECIAL DISTRICT TAXES | 10,000.00        | Health Equipment                                  |                        | Cash Liabilities                           | 19,095.50      |
| RESERVE FOR UNCOLLECTED TAXES          | 26,017.21        | Library and Education Facilities                  |                        | Reserves for Receivables                   | 5,520.24       |
|  | 2,457.96         | Conservation and Recreation                       |                        | Surplus Dec. 31, 1969                      | 7,451.15       |
| <b>EXPENDITURES</b>                    |                  | Other Expenditures                                |                        | Total                                      | 32,066.89      |
| <b>TOTAL</b>                           | <b>65,460.17</b> |   |                        |  |                |

0245  
Population 1960 11,943  
Population 1969 13,930  
  
Moody Rating A  
Land Area 1.30 Sq. Miles

**PALISADES PARK BORO - BERGEN COUNTY**  
Net Valuation Taxable 72,878,167  
State Equalized Value 101,163,474 General Tax Rate Per \$100. 3.81  
Net Valuation on Which County Taxes are apportioned: 103,288,711 State Equalized  
State Equalization Ratio .7204 General Tax Rate: 2.74

**PER CAPITA:**  
Gross Debt 324.54  
Net Debt 104.87  
Debt Service 5.30  
Total Tax Levy 196.44  
Municipal Expenditures 90.45

**PER CENT:**  
Gross Debt 4.60  
Net Debt 1.49  
Tax Levy Collected 98.31  
Tax Levy Cancelled, Abated or Adjusted .48

| 1969 EXPENDITURES                             |              | 1969 REVENUES                         |                     | 1969 PROPERTY TAX                          |                   |
|---|--------------|---------------------------------------|---------------------|--|-------------------|
| <b>GENERAL GOVERNMENT</b>                     |              | 1969 — Property Taxes Collected       |                     | <b>STATE EQUALIZED TAX RATE</b>            |                   |
| Governing Body & Public Boards                |              | 1969 Payments in Lieu of Taxes        | 2,696,744.61        | Local District School Taxes                | 1.59 1,610,524.00 |
| Municipal Clerk                               |              | Delinquent Tax & Lien Collections     | 17,641.98           | Regional & Consolidated School Tax         |                   |
| Financial Administration                      | 4,300.00     | Business Personalty Replacement Taxes | 54,419.18           | School Taxes in Municipal Budget           |                   |
| Assessment of Taxes                           | 7,047.00     | Taxes from Public Utilities           | 74,157.00           | County Taxes                               | .42 422,554.66    |
| Collection of Taxes                           | 13,057.00    | Other Miscellaneous Tax Revenues      | 146,535.14          | County Library Taxes                       |                   |
| Planning, Housing & Development               | 3,050.00     | State Aid Revenues                    | 52,866.32           | Local Municipal Purpose Taxes              | .67 678,708.02    |
| Human Resources                               |              | Federal Aid Revenues                  |                     | Veteran & Senior Citizen Taxes             | .06 58,570.00     |
| Elections                                     |              | Sale of Acquired Property             |                     | Total Taxes for Rate Computation           | 2.74 2,770,356.68 |
| General Administration (other)                | 58,182.90    | Other Miscellaneous Revenues          | 49,036.88           | Special District Taxes                     |                   |
| <b>JUDICIARY</b>                              |              | 1969 Revenues                         | 3,091,401.11        | Bank Stock Taxes                           | 4,665.36          |
| Municipal Courts                              | 6,860.00     | Prior Years Surplus Appropriated      | 174,000.00          | Added and Omitted Taxes                    | 20,023.85         |
| <b>PUBLIC SAFETY</b>                          |              | <b>REVENUES</b>                       | <b>3,265,401.11</b> | Total Taxes Levied - ABSTRACT              | 2,736,475.89      |
| Fire Protection                               | 42,603.00    |                                       |                     | <b>TOTAL TAXES BILLED</b>                  | 2,743,167.37      |
| Police Protection                             | 344,025.91   |                                       |                     | 1969 TAXES COLLECTED                       | 2,696,744.61      |
| Civil Defense & Disaster Control              | 3,488.00     |                                       |                     | 1969 Taxes Cancelled, Abated or Adjusted   | 13,135.92         |
| Environmental Inspection & Control            | 9,012.50     |                                       |                     | Transfer to Tax Title Liens or Foreclosed  | 3,857.63          |
| Other Public Safety                           |              |                                       |                     | Balance Outstanding Dec. 31, 1969          | 29,429.21         |
| <b>PUBLIC WORKS</b>                           |              |                                       |                     | <b>PRIOR YEARS TAXES OUTSTANDING</b>       |                   |
| Streets and Drainage                          | 177,921.00   |                                       |                     | Balance January 1, 1969                    | 63,659.15         |
| Sewers and Sewage Processing                  | 73,402.03    |                                       |                     | Collected in 1969                          | 54,419.18         |
| Garbage and Trash Disposal                    | 82,800.00    |                                       |                     | Cancelled, Abated or Adjusted (1969)       | 2,746.69          |
| Public Buildings and Grounds                  | 32,310.10    |                                       |                     | Transfers to Tax Title Liens or Foreclosed | 6,493.28          |
| Other Public Works                            |              |                                       |                     | Balance December 31, 1969                  |                   |
| <b>HEALTH and WELFARE</b>                     |              |                                       |                     | <b>TAX TITLE LIENS OUTSTANDING</b>         |                   |
| Health Services Except Environmental          | 18,352.50    |                                       |                     | Balance January 1, 1969                    |                   |
| Welfare-Public Assistance                     | 13,537.00    |                                       |                     | Transfers From Taxes                       | 11,890.76         |
| Hospitals, Clinics, First Aid                 | 1,500.00     |                                       |                     | Redeemed in 1969                           |                   |
| Animal, Insect, & Rodent Control              |              |                                       |                     | Cancelled, Abated or Adjusted (1969)       |                   |
| Other Welfare Services                        |              |                                       |                     | Transfers to Foreclosed Property           |                   |
| <b>RECREATION and CONSERVATION</b>            |              |                                       |                     | Balance December 31, 1969                  | 11,890.76         |
| Beaches and Boardwalks                        | 4,100.00     |                                       |                     | <b>PROPERTY ACQUIRED BY DEED OR</b>        |                   |
| Parks, Playgrounds, Shade Trees               |              |                                       |                     | <b>FORECLOSURE</b>                         |                   |
| Land Reclamation & Conservation               | 33,875.00    |                                       |                     | Balance January 1, 1969                    | 16,947.50         |
| Other Recreational Services                   |              |                                       |                     | Transfers From Taxes or Liens              |                   |
| <b>EDUCATION (excluding schools)</b>          |              |                                       |                     | Sale for Cash (1969)                       |                   |
| Libraries                                     | 26,128.75    |                                       |                     | Cancelled, Abated or Adjusted (1969)       |                   |
| Other Educational Services                    |              |                                       |                     | Balance December 31, 1969                  | 16,947.50         |
| <b>STATUTORY EXPENDITURES</b>                 |              |                                       |                     | <b>CURRENT FINANCES DECEMBER 31, 1969</b>  |                   |
| Pensions & F.I.C.A.                           | 79,000.00    |                                       |                     | <b>ASSETS</b>                              |                   |
| Employee Fringe Benefits                      | 4,973.00     |                                       |                     | Cash Dec. 31, 1969                         | 288,830.22        |
| Other Statutory Expenditures                  |              |                                       |                     | Taxes Receivable                           | 29,429.21         |
| <b>MUNICIPAL FUNCTIONS</b>                    |              |                                       |                     | Tax Title Liens                            | 11,890.76         |
| <b>CAPITAL IMPROVEMENTS</b>                   |              |                                       |                     | Foreclosed Property                        | 16,947.50         |
| <b>DEBT SERVICE</b>                           |              |                                       |                     | Emergencies & Other Deferred Charges       | 78,000.00         |
| Principal Payments                            | 45,100.34    |                                       |                     | State Aid Receivable                       | 27,337.00         |
| Interest Payments                             | 28,663.75    |                                       |                     | Other Receivables                          | 43.64             |
|   |              |                                       |                     | Total                                      | 452,478.33        |
| <b>DEFERRED CHARGES</b>                       |              |                                       |                     | <b>LIABILITIES</b>                         |                   |
| <b>SCHOOL, COUNTY, SPECIAL DISTRICT TAXES</b> |              |                                       |                     | Cash Liabilities                           | 149,087.90        |
| <b>RESERVE FOR UNCOLLECTED TAXES</b>          |              |                                       |                     | Reserves for Receivables                   | 58,311.11         |
|   |              |                                       |                     | Surplus Dec. 31, 1969                      | 245,079.32        |
| <b>EXPENDITURES</b>                           | <b>TOTAL</b> |                                       |                     | Total                                      | 452,478.33        |

0327  
Population 1960 7,036  
Population 1969 7,760  
Moody Rating  
Land Area 1.92 Sq. Miles

PALMYRA BORO - BURLINGTON COUNTY  
Net Valuation Taxable 26,300,971  
State Equalized Value 30,075,438  
Net Valuation on Which County Taxes  
are apportioned: 29,915,303  
State Equalization Ratio .8745  
General Tax Rate Per \$100. 4.09  
State Equalized  
General Tax Rate: 3.57

PER CAPITA:  
Gross Debt 118.77  
Net Debt 24.83  
Debt Service 3.81  
Total Tax Levy 133.14  
Municipal Expenditures 72.08

PER CENT:  
Gross Debt 3.23  
Net Debt .68  
Tax Levy Collected 94.49  
Tax Levy Cancelled, Abated  
or Adjusted

| 1969 EXPENDITURES                      |              | 1969 REVENUES                         |              | 1969 PROPERTY TAX                          |                   |
|--|--------------|---------------------------------------|--------------|--|-------------------|
| GENERAL GOVERNMENT                     |              | 1969 — Property Taxes Collected       |              | STATE EQUALIZED TAX RATE                   |                   |
| Governing Body & Public Boards         |              | 1969 Payments in Lieu of Taxes        | 978,038.77   | Local District School Taxes                | 2.18 655,148.25   |
| Municipal Clerk                        |              | Delinquent Tax & Lien Collections     | 7,975.05     | Regional & Consolidated School Tax         |                   |
| Financial Administration               | 17,960.00    | Business Personalty Replacement Taxes | 53,160.32    | School Taxes in Municipal Budget           |                   |
| Assessment of Taxes                    | 6,920.00     | Taxes from Public Utilities           | 35,105.00    | County Taxes                               | .57 172,787.02    |
| Collection of Taxes                    | 2,370.00     | Other Miscellaneous Tax Revenues      | 77,914.76    | County Library Taxes                       | .03 7,665.67      |
| Planning, Housing & Development        | 370.00       | State Aid Revenues                    | 47,898.01    | Local Municipal Purpose Taxes              | .63 190,314.44    |
| Human Resources                        |              | Federal Aid Revenues                  |              | Veteran & Senior Citizen Taxes             | .16 49,320.00     |
| Elections                              |              | Sale of Acquired Property             | 7,650.00     | Total Taxes for Rate Computation           | 3.57 1,075,235.38 |
| General Administration (other)         | 41,920.00    | Other Miscellaneous Revenues          | 122,195.44   | Special District Taxes                     |                   |
| JUDICIARY                              |              | 1969 Revenues                         | 1,329,937.35 | Bank Stock Taxes                           | 2,423.97          |
| Municipal Courts                       | 3,725.00     | Prior Years Surplus Appropriated      | 47,000.00    | Added and Omitted Taxes                    | 4,839.51          |
| PUBLIC SAFETY                          |              | REVENUES                              | 1,376,937.35 | Total Taxes Levied - ABSTRACT              | 1,033,178.86      |
| Fire Protection                        | 11,900.00    |                                       |              | TOTAL TAXES BILLED                         | 1,035,049.15      |
| Police Protection                      | 121,920.00   |                                       |              | 1969 TAXES COLLECTED                       | 978,038.77        |
| Civil Defense & Disaster Control       | 900.00       |                                       |              | 1969 Taxes Cancelled, Abated or Adjusted   |                   |
| Environmental Inspection & Control     | 3,055.00     |                                       |              | Transfer to Tax Title Liens or Foreclosed  | 8,888.81          |
| Other Public Safety                    |              |                                       |              | Balance Outstanding Dec. 31, 1969          | 48,121.57         |
| PUBLIC WORKS                           |              |                                       |              | PRIOR YEARS TAXES OUTSTANDING              |                   |
| Streets and Drainage                   | 73,020.00    |                                       |              | Balance January 1, 1969                    | 54,745.54         |
| Sewers and Sewage Processing           | 38,615.00    |                                       |              | Collected in 1969                          | 46,891.44         |
| Garbage and Trash Disposal             | 36,200.00    |                                       |              | Cancelled, Abated or Adjusted (1969)       |                   |
| Public Buildings and Grounds           | 16,740.00    |                                       |              | Transfers to Tax Title Liens or Foreclosed | 1,431.12          |
| Other Public Works                     |              |                                       |              | Balance December 31, 1969                  | 6,422.98          |
| HEALTH and WELFARE                     |              |                                       |              | TAX TITLE LIENS OUTSTANDING                |                   |
| Health Services Except Environmental   | 3,531.00     |                                       |              | Balance January 1, 1969                    | 20,991.33         |
| Welfare-Public Assistance              | 2,650.00     |                                       |              | Transfers From Taxes                       | 10,478.28         |
| Hospitals, Clinics, First Aid          |              |                                       |              | Redeemed in 1969                           | 6,268.88          |
| Animal, Insect, & Rodent Control       |              |                                       |              | Cancelled, Abated or Adjusted (1969)       |                   |
| Other Welfare Services                 |              |                                       |              | Transfers to Foreclosed Property           | 8,563.25          |
| RECREATION and CONSERVATION            |              |                                       |              | Balance December 31, 1969                  | 16,637.48         |
| Beaches and Boardwalks                 |              |                                       |              | PROPERTY ACQUIRED BY DEED OR               |                   |
| Parks, Playgrounds, Shade Trees        | 13,920.00    |                                       |              | FORECLOSURE                                |                   |
| Land Reclamation & Conservation        |              |                                       |              | Balance January 1, 1969                    | 52,736.75         |
| Other Recreational Services            | 3,450.00     |                                       |              | Transfers From Taxes or Liens              | 8,563.25          |
| EDUCATION (excluding schools)          |              |                                       |              | Sale for Cash (1969)                       | 4,000.00          |
| Libraries                              | 1,000.00     |                                       |              | Cancelled, Abated or Adjusted (1969)       |                   |
| Other Educational Services             |              |                                       |              | Balance December 31, 1969                  | 57,300.00         |
| STATUTORY EXPENDITURES                 |              |                                       |              | CURRENT FINANCES DECEMBER 31, 1969         |                   |
| Pensions & F.I.C.A.                    | 24,795.00    |                                       |              | ASSETS                                     |                   |
| Employee Fringe Benefits               |              |                                       |              | Cash Dec. 31, 1969                         | 386,271.25        |
| Other Statutory Expenditures           |              |                                       |              | Taxes Receivable                           | 54,544.55         |
| MUNICIPAL FUNCTIONS                    |              |                                       |              | Tax Title Liens                            | 16,637.48         |
| CAPITAL IMPROVEMENTS                   | 17,777.77    |                                       |              | Foreclosed Property                        | 57,300.00         |
| DEBT SERVICE                           |              |                                       |              | Emergencies & Other Deferred Charges       | 7,353.24          |
| Principal Payments                     | 25,500.00    |                                       |              | State Aid Receivable                       | 16,000.00         |
| Interest Payments                      | 4,075.50     |                                       |              | Other Receivables                          | 8,968.34          |
| DEFERRED CHARGES                       | 16,200.00    |                                       |              | Total                                      | 547,074.86        |
| SCHOOL, COUNTY, SPECIAL DISTRICT TAXES | 835,600.94   |                                       |              | LIABILITIES                                |                   |
| RESERVE FOR UNCOLLECTED TAXES          | 70,801.38    |                                       |              | Cash Liabilities                           | 330,843.80        |
| EXPENDITURES                           |              |                                       |              | Reserves for Receivables                   | 137,450.37        |
| TOTAL                                  | 1,394,916.59 |                                       |              | Surplus Dec. 31, 1969                      | 78,780.69         |
|  |              |                                       |              | Total                                      | 547,074.86        |

0246  
Population 1960 23,238  
Population 1969 27,760  
S & P Rating BBB  
Moody Rating BAA  
Land Area 10.20 Sq. Miles

PARAMUS BORO - BERGEN COUNTY  
Net Valuation Taxable 322,586,655  
State Equalized Value 393,974,908  
Net Valuation on Which County Taxes are apportioned: 408,913,239  
State Equalization Ratio .8188  
General Tax Rate Per \$100. 3.21  
State Equalized General Tax Rate: 2.62

PER CAPITA:  
Gross Debt 1,165.44  
Net Debt 263.52  
Debt Service 1.87  
Total Tax Levy 369.23  
Municipal Expenditures 126.26

PER CENT:  
Gross Debt 8.75  
Net Debt 1.98  
Tax Levy Collected 98.57  
Tax Levy Cancelled, Abated or Adjusted .06

| 1969 EXPENDITURES                      |                            | 1969 REVENUES                                     |                            | 1969 PROPERTY TAX                          |                    |
|--|----------------------------|---|----------------------------|--|--------------------|
| <b>GENERAL GOVERNMENT</b>              |                            |   |                            | <b>STATE EQUALIZED TAX RATE</b>            |                    |
| Governing Body & Public Boards         | 12,500.00                  | 1969 — Property Taxes Collected                   | 10,125,564.93              | Local District School Taxes                | 1.81 7,120,590.00  |
| Municipal Clerk                        | 33,530.00                  | 1969 Payments in Lieu of Taxes                    | 55,841.29                  | Regional & Consolidated School Tax         |                    |
| Financial Administration               | 68,500.00                  | Delinquent Tax & Lien Collections                 | 134,744.50                 | School Taxes in Municipal Budget           |                    |
| Assessment of Taxes                    | 50,517.60                  | Business Personalty Replacement Taxes             | 696,230.00                 | County Taxes                               | .43 1,681,052.18   |
| Collection of Taxes                    | 57,252.20                  | Taxes from Public Utilities                       | 594,126.45                 | County Library Taxes                       |                    |
| Planning, Housing & Development        | 30,535.40                  | Other Miscellaneous Tax Revenues                  |                            | Local Municipal Purpose Taxes              | .34 1,351,285.12   |
| Human Resources                        |                            | State Aid Revenues                                | 139,312.66                 | Veteran & Senior Citizen Taxes             | .05 181,900.00     |
| Elections                              |                            | Federal Aid Revenues                              |                            | Total Taxes for Rate Computation           | 2.63 10,334,827.30 |
| General Administration (other)         | 113,780.00                 | Sale of Acquired Property                         |                            | Special District Taxes                     |                    |
| <b>JUDICIARY</b>                       |                            | Other Miscellaneous Revenues                      | 325,212.58                 | Bank Stock Taxes                           | 13,681.30          |
| Municipal Courts                       | 27,310.00                  | 1969 Revenues                                     | 12,071,032.41              | Added and Omitted Taxes                    | 83,309.96          |
| <b>PUBLIC SAFETY</b>                   |                            | Prior Years Surplus Appropriated                  | 525,000.00                 | Total Taxes Levied - ABSTRACT              | 10,249,918.56      |
| Fire Protection                        | 137,860.00                 | <b>REVENUES</b>                                   | <b>TOTAL 12,596,032.41</b> | <b>TOTAL TAXES BILLED</b>                  | 10,272,122.90      |
| Police Protection                      | 1,080,931.80               |   |                            | 1969 TAXES COLLECTED                       | 10,125,564.93      |
| Civil Defense & Disaster Control       | 20,945.00                  | <b>1969 REAL PROPERTY VALUATIONS</b>              |                            | 1969 Taxes Cancelled, Abated or Adjusted   | 6,610.91           |
| Environmental Inspection & Control     | 54,125.00                  | Code Class # of Parcels %VAL'N                    | ASSESSED VALUATION         | Transfer to Tax Title Liens or Foreclosed  | 96.30              |
| Other Public Safety                    |                            | 1 Vacant Land 509 2.76                            | 8,813,030.00               | Balance Outstanding Dec. 31, 1969          | 139,850.76         |
| <b>PUBLIC WORKS</b>                    |                            | 2 Residential 6760 50.71                          | 162,111,750.00             | <b>PRIOR YEARS TAXES OUTSTANDING</b>       |                    |
| Streets and Drainage                   | 337,587.00                 | 3 Farm 36 .19                                     | 613,800.00                 | Balance January 1, 1969                    | 134,959.73         |
| Sewers and Sewage Processing           |                            | 4a Commercial 394 39.89                           | 127,524,100.00             | Collected in 1969                          | 134,744.50         |
| Garbage and Trash Disposal             | 207,542.50                 | 4b Industrial 47 6.45                             | 20,611,500.00              | Cancelled, Abated or Adjusted (1969)       | 215.23             |
| Public Buildings and Grounds           | 58,617.60                  | 4c Apartments                                     |                            | Transfers to Tax Title Liens or Foreclosed |                    |
| Other Public Works                     |                            | Total 7746 100.00                                 | 319,674,180.00             | Balance December 31, 1969                  |                    |
| <b>HEALTH and WELFARE</b>              |                            | <b>CAPITAL DEBT AUTHORIZED, DECEMBER 31, 1969</b> |                            | <b>TAX TITLE LIENS OUTSTANDING</b>         |                    |
| Health Services Except Environmental   | 91,868.00                  | ISSUED AND UNISSUED                               | GROSS DEBT NET DEBT        | Balance January 1, 1969                    | 15,331.07          |
| Welfare-Public Assistance              | 7,594.00                   | School  | 15,421,000 623,878         | Transfers From Taxes                       | 96.30              |
| Hospitals, Clinics, First Aid          | 5,000.00                   | Self-liquidating                                  | 10,240,000                 | Redeemed in 1969                           |                    |
| Animal, Insect, & Rodent Control       |                            | Other   | 6,691,500 6,691,500        | Cancelled, Abated or Adjusted (1969)       |                    |
| Other Welfare Services                 |                            | Total   | 32,352,500 7,315,378       | Transfers to Foreclosed Property           |                    |
| <b>RECREATION and CONSERVATION</b>     |                            | <b>ISSUED AND OUTSTANDING</b>                     |                            | Balance December 31, 1969                  | 15,427.37          |
| Beaches and Boardwalks                 |                            | School  | 9,423,000.00               | <b>PROPERTY ACQUIRED BY DEED OR</b>        |                    |
| Parks, Playgrounds, Shade Trees        | 71,774.75                  | Self-Liquidating                                  | 5,650,000.00               | <b>FORECLOSURE</b>                         |                    |
| Land Reclamation & Conservation        |                            | Other   | 5,448,500.00               | Balance January 1, 1969                    | 178.00             |
| Other Recreational Services            | 127,315.00                 | Total   | 20,521,500.00              | Transfers From Taxes or Liens              |                    |
| <b>EDUCATION (excloding schools)</b>   |                            | <b>EQUALIZED VALUATION BASIS</b>                  |                            | Sale for Cash (1969)                       |                    |
| Libraries                              | 176,908.21                 | <b>FOR NET DEBT COMPUTATION</b>                   | 369,928,034.00             | Cancelled, Abated or Adjusted (1969)       |                    |
| Other Educational Services             |                            | 1969 CAPITAL OUTLAY                               | TOTAL 4,298,875.07         | Balance December 31, 1969                  | 178.00             |
| <b>STATUTORY EXPENDITURES</b>          |                            | Beaches and Boardwalks                            |                            | <b>CURRENT FINANCES DECEMBER 31, 1969</b>  |                    |
| Pensions & F.I.C.A.                    | 164,311.43                 | Parks and Playgrounds                             | 148,125.71                 | <b>ASSETS</b>                              |                    |
| Employee Fringe Benefits               | 89,500.00                  | Public Buildings and Grounds                      | 308,424.34                 | Cash Dec. 31, 1969                         | 815,353.16         |
| Other Statutory Expenditures           |                            | Vehicular Equipment                               | 39,985.00                  | Taxes Receivable                           | 139,850.76         |
| <b>MUNICIPAL FUNCTIONS</b>             |                            | Streets, Roads, Sidewalks, Storm Sewers           | 71,921.73                  | Tax Title Liens                            | 15,427.37          |
| <b>CAPITAL IMPROVEMENTS</b>            |                            | Sewer System                                      | 3,704,425.47               | Foreclosed Property                        | 178.00             |
| <b>DEBT SERVICE</b>                    |                            | Water Service                                     |                            | Emergencies & Other Deferred Charges       | 16,350.00          |
| Principal Payments                     | 52,000.00                  | Other Utilities                                   |                            | State Aid Receivable                       | 133,100.41         |
| Interest Payments                      |                            | Hospitals and Clinics                             |                            | Other Receivables                          | 28,489.50          |
| <b>DEFERRED CHARGES</b>                |                            | Garbage and Trash Disposal Facilities             | 6,992.82                   | Total                                      | 1,148,749.20       |
| SCHOOL, COUNTY, SPECIAL DISTRICT TAXES | 8,801,642.18               | Health Equipment                                  |                            | <b>LIABILITIES</b>                         |                    |
| RESERVE FOR UNCOLLECTED TAXES          | 375,759.43                 | Library and Education Facilities                  |                            | Cash Liabilities                           | 464,289.69         |
|  |                            | Conservation and Recreation                       |                            | Reserves for Receivables                   | 183,945.63         |
| <b>EXPENDITURES</b>                    | <b>TOTAL 12,306,551.26</b> | Other Expenditures                                | 19,000.00                  | Surplus Dec. 31, 1969                      | 500,513.88         |
|  |                            |   |                            | Total                                      | 1,148,749.20       |

0247  
Population 1960 6,389  
Population 1969 8,620  
Moody Rating  
Land Area 2.30 Sq. Miles

PARK RIDGE BORO - BERGEN COUNTY  
Net Valuation Taxable 73,544,940  
State Equalized Value 67,939,898  
Net Valuation on Which County Taxes are apportioned: 65,961,114  
State Equalization Ratio 1.0825  
General Tax Rate Per \$100. 3.18  
State Equalized General Tax Rate: 3.44

PER CAPITA:  
Gross Debt 1,007.98  
Net Debt 691.26  
Debt Service 6.18  
Total Tax Levy 266.85  
Municipal Expenditure 98.02

PER CENT:  
Gross Debt 13.84  
Net Debt 9.49  
Tax Levy Collected 95.75  
Tax Levy Cancelled, Abated or Adjusted 1.12

| 1969 EXPENDITURES                      |                    | 1969 REVENUES                                     |               | 1969 PROPERTY TAX                          |                   |
|--|--------------------|---|---------------|--|-------------------|
| GENERAL GOVERNMENT                     |                    |   |               | STATE EQUALIZED TAX RATE                   |                   |
| Governing Body & Public Boards         | 600.00             | 1969 — Property Taxes Collected                   | 2,206,406.90  | Local District School Taxes                | 2.41 1,634,183.80 |
| Municipal Clerk                        |                    | 1969 Payments in Lieu of Taxes                    |               | Regional & Consolidated School Tax         |                   |
| Financial Administration               | 20,631.00          | Delinquent Tax & Lien Collections                 | 57,145.86     | School Taxes in Municipal Budget           |                   |
| Assessment of Taxes                    | 6,950.00           | Business Personalty Replacement Taxes             | 57,087.00     | County Taxes                               | .40 271,445.43    |
| Collection of Taxes                    | 21,205.00          | Taxes from Public Utilities                       | 136,529.48    | County Library Taxes                       |                   |
| Planning, Housing & Development        | 11,905.00          | Other Miscellaneous Tax Revenues                  |               | Local Municipal Purpose Taxes              | .56 379,308.60    |
| Human Resources                        |                    | State Aid Revenues                                | 29,772.97     | Veteran & Senior Citizen Taxes             | .07 50,390.00     |
| Elections                              |                    | Federal Aid Revenues                              |               | Total Taxes for Rate Computation           | 3.44 2,335,327.83 |
| General Administration (other)         | 49,855.00          | Sale of Acquired Property                         |               | Special District Taxes                     |                   |
| JUDICIARY                              |                    | Other Miscellaneous Revenues                      | 125,631.96    | Bank Stock Taxes                           | 2,682.83          |
| Municipal Courts                       | 4,250.00           | 1969 Revenues                                     | 2,612,574.17  | Added and Omitted Taxes                    | 12,603.64         |
| PUBLIC SAFETY                          |                    | Prior Years Surplus Appropriated                  | 115,000.00    | Total Taxes Levied - ABSTRACT              | 2,300,224.30      |
| Fire Protection                        | 21,875.00          | REVENUES  | 2,727,574.17  | TOTAL TAXES BILLED                         | 2,304,446.06      |
| Police Protection                      | 224,457.00         |   |               | 1969 TAXES COLLECTED                       | 2,206,406.90      |
| Civil Defense & Disaster Control       | 4,610.00           | 1969 REAL PROPERTY VALUATIONS                     |               | 1969 Taxes Cancelled, Abated or Adjusted   | 25,896.69         |
| Environmental Inspection & Control     | 5,890.00           | Code Class # of Parcels %VAL'N ASSESSED VALUATION |               | Transfer to Tax Title Liens or Foreclosed  | 139.92            |
| Other Public Safety                    |                    | 1 Vacant Land 282 4.28 3,127,550.00               |               | Balance Outstanding Dec. 31, 1969          | 72,002.55         |
| PUBLIC WORKS                           |                    | 2 Residential 2057 86.38 63,061,120.00            |               | PRIOR YEARS TAXES OUTSTANDING              |                   |
| Streets and Drainage                   | 99,764.00          | 3 Farm 3 .04 27,150.00                            |               | Balance January 1, 1969                    | 57,159.79         |
| Sewers and Sewage Processing           | 4,500.00           | 4a Commercial 69 6.36 4,640,100.00                |               | Collected in 1969                          | 57,145.86         |
| Garbage and Trash Disposal             |                    | 4b Industrial 11 2.32 1,696,000.00                |               | Cancelled, Abated or Adjusted (1969)       | 13.93             |
| Public Buildings and Grounds           | 32,920.00          | 4c Apartments 5 .62 454,200.00                    |               | Transfers to Tax Title Liens or Foreclosed |                   |
| Other Public Works                     |                    | Total 2427 100.00 73,006,120.00                   |               | Balance December 31, 1969                  |                   |
| HEALTH and WELFARE                     |                    | CAPITAL DEBT AUTHORIZED, DECEMBER 31, 1969        |               | TAX TITLE LIENS OUTSTANDING                |                   |
| Health Services Except Environmental   | 25,746.00          | ISSUED AND UNISSUED GROSS DEBT NET DEBT           |               | Balance January 1, 1969                    | 621.13            |
| Welfare-Public Assistance              | 2,975.00           | School 2,376,000                                  |               | Transfers From Taxes                       | 139.92            |
| Hospitals, Clinics, First Aid          | 750.00             | Self-liquidating 354,192                          |               | Redeemed in 1969                           |                   |
| Animal, Insect, & Rodent Control       |                    | Other 5,958,618                                   | 5,958,618     | Cancelled, Abated or Adjusted (1969)       |                   |
| Other Welfare Services                 |                    | Total 8,688,810                                   | 5,958,618     | Transfers to Foreclosed Property           |                   |
| RECREATION and CONSERVATION            |                    | ISSUED AND OUTSTANDING                            |               | Balance December 31, 1969                  | 761.05            |
| Beaches and Boardwalks                 |                    | School 2,351,000.00                               |               | PROPERTY ACQUIRED BY DEED OR               |                   |
| Parks, Playgrounds, Shade Trees        | 12,700.00          | Self-Liquidating 333,000.00                       |               | FORECLOSURE                                |                   |
| Land Reclamation & Conservation        |                    | Other 3,383,740.67                                |               | Balance January 1, 1969                    | 8,200.00          |
| Other Recreational Services            | 18,852.79          | Total 6,067,740.67                                |               | Transfers From Taxes or Liens              |                   |
| EDUCATION (excluding schools)          |                    | EQUALIZED VALUATION BASIS                         |               | Sale for Cash (1969)                       |                   |
| Libraries                              | 19,900.00          | FOR NET DEBT COMPUTATION                          | 62,798,228.33 | Cancelled, Abated or Adjusted (1969)       |                   |
| Other Educational Services             |                    | 1969 CAPITAL OUTLAY TOTAL                         | 2,322,282.72  | Balance December 31, 1969                  | 8,200.00          |
| STATUTORY EXPENDITURES                 |                    | Beaches and Boardwalks                            |               | CURRENT FINANCES DECEMBER 31, 1969         |                   |
| Pensions & F.I.C.A.                    | 32,826.77          | Parks and Playgrounds                             | 363,591.52    | ASSETS                                     |                   |
| Employee Fringe Benefits               | 12,500.00          | Public Buildings and Grounds                      |               | Cash Dec. 31, 1969                         | 242,405.35        |
| Other Statutory Expenditures           |                    | Vehicular Equipment                               | 18,618.92     | Taxes Receivable                           | 72,002.55         |
| MUNICIPAL FUNCTIONS                    | TOTAL 635,662.56   | Streets, Roads, Sidewalks, Storm Sewers           | 41,604.08     | Tax Title Liens                            | 761.05            |
| CAPITAL IMPROVEMENTS                   | 29,000.00          | Sewer System                                      | 1,884,682.70  | Foreclosed Property                        | 8,200.00          |
| DEBT SERVICE                           |                    | Water Service                                     |               | Emergencies & Other Deferred Charges       | 13,900.00         |
| Principal Payments                     | 45,964.84          | Other Utilities                                   |               | State Aid Receivable                       | 20,441.85         |
| Interest Payments                      | 7,300.00           | Hospitals and Clinics                             |               | Other Receivables                          | 6,253.05          |
| DEFERRED CHARGES                       |                    | Garbage and Trash Disposal Facilities             |               | Total                                      | 363,963.85        |
| SCHOOL, COUNTY, SPECIAL DISTRICT TAXES | 1,905,629.23       | Health Equipment                                  |               | LIABILITIES                                |                   |
| RESERVE FOR UNCOLLECTED TAXES          | 127,024.00         | Library and Education Facilities                  |               | Cash Liabilities                           | 76,139.71         |
| EXPENDITURES                           | TOTAL 2,750,580.63 | Conservation and Recreation                       |               | Reserves for Receivables                   | 87,216.65         |
|  |                    | Other Expenditures                                | 13,785.50     | Surplus Dec. 31, 1969                      | 200,607.49        |
|  |                    |   |               | Total                                      | 363,963.85        |

1429  
Population 1960 25,557  
Population 1969 52,680  
S & P Rating BBB  
Moody Rating BA  
Land Area 25.30 Sq Miles

PARSIPPANY-TROY HILLS - MORRIS COUNTY

Net Valuation Taxable 132,569,753  
State Equalized Value 375,126,635  
Net Valuation on Which County Taxes  
are apportioned: 376,592,913  
State Equalization Ratio .3534  
General Tax Rate Per \$100. 8.71  
State Equalized  
General Tax Rate: 3.07

PER CAPITA:  
Gross Debt 553.31  
Net Debt 6.52  
Debt Service .45  
Total Tax Levy 222.37  
Municipal Expenditures 63.10

PER CENT:  
Gross Debt 8.67  
Net Debt .10  
Tax Levy Collected 98.40  
Tax Levy Cancelled, Abated  
or Adjusted

| 1969 EXPENDITURES                      |               | 1969 REVENUES                         |               | 1969 PROPERTY TAX                          |                    |
|--|---------------|---------------------------------------|---------------|--|--------------------|
| <b>GENERAL GOVERNMENT</b>              |               | 1969 — Property Taxes Collected       |               | <b>STATE EQUALIZED TAX RATE</b>            |                    |
| Governing Body & Public Boards         |               | 1969 Payments in Lieu of Taxes        | 11,715,274.88 | Local District School Taxes                | 2.17 8,141,367.00  |
| Municipal Clerk                        |               | Delinquent Tax & Lien Collections     | 206,214.31    | Regional & Consolidated School Tax         |                    |
| Financial Administration               | 225,528.00    | Business Personalty Replacement Taxes | 200,597.00    | School Taxes in Municipal Budget           |                    |
| Assessment of Taxes                    | 30,000.00     | Taxes from Public Utilities           | 356,228.19    | County Taxes                               | .41 1,521,301.63   |
| Collection of Taxes                    |               | Other Miscellaneous Tax Revenues      |               | County Library Taxes                       | .03 113,524.60     |
| Planning, Housing & Development        | 64,938.00     | State Aid Revenues                    | 138,936.04    | Local Municipal Purpose Taxes              | .43 1,597,675.63   |
| Human Resources                        |               | Federal Aid Revenues                  |               | Veteran & Senior Citizen Taxes             | .04 162,690.00     |
| Elections                              | 14,750.00     | Sale of Acquired Property             | 3,000.00      | Total Taxes for Rate Computation           | 3.08 11,536,558.86 |
| General Administration (other)         | 166,091.00    | Other Miscellaneous Revenues          | 287,420.07    | Special District Taxes                     |                    |
| <b>JUDICIARY</b>                       |               | 1969 Revenues                         | 12,907,670.49 | Bank Stock Taxes                           | 6,102.01           |
| Municipal Courts                       | 32,531.00     | Prior Years Surplus Appropriated      | 575,000.00    | Added and Omitted Taxes                    | 334,499.57         |
| <b>PUBLIC SAFETY</b>                   |               | REVENUES                              | 13,482,670.49 | Total Taxes Levied - ABSTRACT              | 11,714,470.44      |
| Fire Protection                        | 24,750.00     |                                       |               | <b>TOTAL TAXES BILLED</b>                  | 11,905,531.44      |
| Police Protection                      | 707,681.52    |                                       |               | 1969 TAXES COLLECTED                       | 11,715,274.88      |
| Civil Defense & Disaster Control       | 23,100.00     |                                       |               | 1969 Taxes Cancelled, Abated or Adjusted   |                    |
| Environmental Inspection & Control     | 98,278.00     |                                       |               | Transfer to Tax Title Liens or Foreclosed  |                    |
| Other Public Safety                    |               |                                       |               | Balance Outstanding Dec. 31, 1969          | 190,256.56         |
| <b>PUBLIC WORKS</b>                    |               |                                       |               | <b>PRIOR YEARS TAXES OUTSTANDING</b>       |                    |
| Streets and Drainage                   | 527,401.68    |                                       |               | Balance January 1, 1969                    | 240,241.28         |
| Sewers and Sewage Processing           |               |                                       |               | Collected in 1969                          | 189,620.33         |
| Garbage and Trash Disposal             |               |                                       |               | Cancelled, Abated or Adjusted (1969)       |                    |
| Public Buildings and Grounds           | 39,075.00     |                                       |               | Transfers to Tax Title Liens or Foreclosed |                    |
| Other Public Works                     |               |                                       |               | Balance December 31, 1969                  | 50,620.95          |
| <b>HEALTH AND WELFARE</b>              |               |                                       |               | <b>TAX TITLE LIENS OUTSTANDING</b>         |                    |
| Health Services Except Environmental   | 70,945.00     |                                       |               | Balance January 1, 1969                    | 81,272.18          |
| Welfare-Public Assistance              | 34,876.00     |                                       |               | Transfers From Taxes                       |                    |
| Hospitals, Clinics, First Aid          | 1,300.00      |                                       |               | Redeemed in 1969                           | 16,593.98          |
| Animal, Insect, & Rodent Control       | 16,017.00     |                                       |               | Cancelled, Abated or Adjusted (1969)       |                    |
| Other Welfare Services                 |               |                                       |               | Transfers to Foreclosed Property           |                    |
| <b>RECREATION and CONSERVATION</b>     |               |                                       |               | Balance December 31, 1969                  | 64,678.20          |
| Beaches and Boardwalks                 |               |                                       |               | <b>PROPERTY ACQUIRED BY DEED OR</b>        |                    |
| Parks, Playgrounds, Shade Trees        | 22,540.00     |                                       |               | <b>FORECLOSURE</b>                         |                    |
| Land Reclamation & Conservation        |               |                                       |               | Balance January 1, 1969                    | 39,323.37          |
| Other Recreational Services            | 120,938.00    |                                       |               | Transfers From Taxes or Liens              |                    |
| <b>EDUCATION (excluding schools)</b>   |               |                                       |               | Sale for Cash (1969)                       | 3,000.00           |
| Libraries                              | 79,000.00     |                                       |               | Cancelled, Abated or Adjusted (1969)       |                    |
| Other Educational Services             |               |                                       |               | Balance December 31, 1969                  | 36,323.37          |
| <b>STATUTORY EXPENDITURES</b>          |               |                                       |               | <b>CURRENT FINANCES DECEMBER 31, 1969</b>  |                    |
| Pensions & F.I.C.A.                    | 122,220.08    |                                       |               | <b>ASSETS</b>                              |                    |
| Employee Fringe Benefits               |               |                                       |               | Cash Dec. 31, 1969                         | 1,497,825.46       |
| Other Statutory Expenditures           |               |                                       |               | Taxes Receivable                           | 240,877.51         |
| <b>MUNICIPAL FUNCTIONS</b>             |               |                                       |               | Tax Title Liens                            | 64,678.20          |
| <b>CAPITAL IMPROVEMENTS</b>            |               |                                       |               | Foreclosed Property                        | 36,323.37          |
| <b>DEBT SERVICE</b>                    |               |                                       |               | Emergencies & Other Deferred Charges       |                    |
| Principal Payments                     | 15,000.00     |                                       |               | State Aid Receivable                       | 146,553.08         |
| Interest Payments                      | 8,872.50      |                                       |               | Other Receivables                          | 40,981.17          |
| <b>DEFERRED CHARGES</b>                |               |                                       |               | Total                                      | 2,027,238.79       |
| SCHOOL, COUNTY, SPECIAL DISTRICT TAXES | 26,912.11     |                                       |               | <b>LIABILITIES</b>                         |                    |
| RESERVE FOR UNCOLLECTED TAXES          | 9,776,193.23  |                                       |               | Cash Liabilities                           | 809,648.35         |
|  | 457,165.79    |                                       |               | Reserves for Receivables                   | 382,860.25         |
| <b>EXPENDITURES</b>                    |               |                                       |               | Surplus Dec. 31, 1969                      | 834,730.19         |
| TOTAL                                  | 13,100,103.91 |                                       |               | Total                                      | 2,027,238.79       |

1607  
Population 1960 53,963  
Population 1969 57,950  
S & P Rating A  
Moody Rating BAA  
Land Area 3.20 Sq. Miles

PASSAIC CITY - PASSAIC COUNTY  
Net Valuation Taxable 218,008,750  
State Equalized Value 264,381,215 General Tax Rate Per \$100. 4.82  
Net Valuation on Which County Taxes are apportioned: 311,961,726 State Equalized  
State Equalization Ratio .8246 General Tax Rate: 3.97

PER CAPITA:  
Gross Debt 254.60  
Net Debt 73.49  
Debt Service 12.43  
Total Tax Levy 180.53  
Municipal Expenditures 136.62

PER CENT:  
Gross Debt 5.90  
Net Debt 1.70  
Tax Levy Collected 94.28  
Tax Levy Cancelled, Abated or Adjusted 1.92

| 1969 EXPENDITURES                      |               | 1969 REVENUES                              |                    | 1969 PROPERTY TAX                          |                    |
|--|---------------|--|--------------------|--|--------------------|
| GENERAL GOVERNMENT                     |               |  |                    | STATE EQUALIZED TAX RATE                   |                    |
| Governing Body & Public Boards         | 37,500.00     | 1969 — Property Taxes Collected            | 9,870,595.91       | Local District School Taxes                | 1.94 5,140,818.92  |
| Municipal Clerk                        | 53,239.37     | 1969 Payments in Lieu of Taxes             |                    | Regional & Consolidated School Tax         |                    |
| Financial Administration               | 373,090.25    | Delinquent Tax & Lien Collections          | 357,207.10         | School Taxes in Municipal Budget           | .11 300,722.50     |
| Assessment of Taxes                    | 75,003.00     | Business Personality Replacement Taxes     | 1,895,903.00       | County Taxes                               | .69 1,820,743.08   |
| Collection of Taxes                    | 37,132.40     | Taxes from Public Utilities                | 594,861.09         | County Library Taxes                       |                    |
| Planning, Housing & Development        | 17,687.00     | Other Miscellaneous Tax Revenues           | 48,769.83          | Local Municipal Purpose Taxes              | 1.17 3,102,929.49  |
| Human Resources                        | 11,900.05     | State Aid Revenues                         | 466,904.96         | Veteran & Senior Citizen Taxes             | .05 137,650.00     |
| Elections                              | 7,300.00      | Federal Aid Revenues                       |                    | Total Taxes for Rate Computation           | 3.96 10,502,863.99 |
| General Administration (other)         | 56,941.45     | Sale of Acquired Property                  |                    | Special District Taxes                     |                    |
| JUDICIARY                              |               | Other Miscellaneous Revenues               | 764,858.29         | Bank Stock Taxes                           | 66,852.95          |
| Municipal Courts                       | 67,709.88     | 1969 Revenues                              | 13,999,100.18      | Added and Omitted Taxes                    | 29,822.68          |
| PUBLIC SAFETY                          |               | Prior Years Surplus Appropriated           | 720,000.00         | Total Taxes Levied - ABSTRACT              | 10,461,889.62      |
| Fire Protection                        | 1,101,476.68  | REVENUES                                   | 14,719,100.18      | TOTAL TAXES BILLED                         | 10,469,486.92      |
| Police Protection                      | 1,442,189.20  |  |                    | 1969 TAXES COLLECTED                       | 9,870,595.91       |
| Civil Defense & Disaster Control       | 15,700.00     | 1969 REAL PROPERTY VALUATIONS              |                    | 1969 Taxes Cancelled, Abated or Adjusted   | 200,660.45         |
| Environmental Inspection & Control     | 106,584.80    | Code Class # of Parcels %VAL'N             | ASSESSED VALUATION | Transfer to Tax Title Liens or Foreclosed  | 44,654.61          |
| Other Public Safety                    | 16,600.60     | 1 Vacant Land 359 1.08                     | 2,250,950.00       | Balance Outstanding Dec. 31, 1969          | 353,575.95         |
| PUBLIC WORKS                           |               | 2 Residential 5402 37.35                   | 77,890,150.00      |  |                    |
| Streets and Drainage                   | 574,153.94    | 3 Farm                                     |                    | PRIOR YEARS TAXES OUTSTANDING              |                    |
| Sewers and Sewage Processing           | 246,091.28    | 4a Commercial 1551 28.93                   | 60,333,050.00      | Balance January 1, 1969                    | 1,040,110.76       |
| Garbage and Trash Disposal             | 371,048.45    | 4b Industrial 135 18.28                    | 38,124,950.00      | Collected in 1969                          | 329,449.43         |
| Public Buildings and Grounds           | 159,735.43    | 4c Apartments 507 14.36                    | 29,948,750.00      | Cancelled, Abated or Adjusted (1969)       | 7,539.87           |
| Other Public Works                     |               | Total 7954 100.00                          | 208,547,850.00     | Transfers to Tax Title Liens or Foreclosed | 8,156.49           |
| HEALTH AND WELFARE                     |               |  |                    | Balance December 31, 1969                  | 694,964.97         |
| Health Services Except Environmental   | 236,186.57    | CAPITAL DEBT AUTHORIZED, DECEMBER 31, 1969 |                    | TAX TITLE LIENS OUTSTANDING                |                    |
| Welfare-Public Assistance              | 88,434.50     | ISSUED AND UNISSUED                        |                    | Balance January 1, 1969                    | 89,083.07          |
| Hospitals, Clinics, First Aid          | 75,000.00     | GROSS DEBT                                 |                    | Transfers From Taxes                       | 53,749.17          |
| Animal, Insect, & Rodent Control       | 13,793.44     | NET DEBT                                   |                    | Redeemed in 1969                           | 27,757.67          |
| Other Welfare Services                 |               | Total                                      |                    | Cancelled, Abated or Adjusted (1969)       |                    |
| RECREATION AND CONSERVATION            |               | ISSUED AND OUTSTANDING                     |                    | Transfers to Foreclosed Property           |                    |
| Beaches and Boardwalks                 |               | School                                     |                    | Balance December 31, 1969                  | 115,074.57         |
| Parks, Playgrounds, Shade Trees        | 317,568.77    | Self-Liquidating                           |                    | PROPERTY ACQUIRED BY DEED OR               |                    |
| Land Reclamation & Conservation        |               | Other                                      |                    | FORECLOSURE                                |                    |
| Other Recreational Services            | 2,200.00      | Total                                      |                    | Balance January 1, 1969                    | 11,050.00          |
| EDUCATION (excluding schools)          |               | EQUALIZED VALUATION BASIS                  |                    | Transfers From Taxes or Liens              |                    |
| Libraries                              | 194,494.00    | FOR NET DEBT COMPUTATION                   |                    | Sale for Cash (1969)                       |                    |
| Other Educational Services             |               | TOTAL                                      |                    | Cancelled, Abated or Adjusted (1969)       |                    |
| STATUTORY EXPENDITURES                 |               | 1969 CAPITAL OUTLAY                        |                    | Balance December 31, 1969                  | 11,050.00          |
| Pensions & F.I.C.A.                    | 758,136.08    | Beaches and Boardwalks                     |                    | CURRENT FINANCES DECEMBER 31, 1969         |                    |
| Employee Fringe Benefits               |               | Parks and Playgrounds                      |                    | ASSETS                                     |                    |
| Other Statutory Expenditures           |               | Public Buildings and Grounds               |                    | Cash Dec. 31, 1969                         | 1,061,781.84       |
| MUNICIPAL FUNCTIONS                    |               | Vehicular Equipment                        |                    | Taxes Receivable                           | 1,048,540.92       |
| CAPITAL IMPROVEMENTS                   |               | Streets, Roads, Sidewalks, Storm Sewers    |                    | Tax Title Liens                            | 115,074.57         |
| DEBT SERVICE                           |               | Sewer System                               |                    | Foreclosed Property                        | 11,050.00          |
| Principal Payments                     | 512,000.00    | Water Service                              |                    | Emergencies & Other Deferred Charges       | 105,000.00         |
| Interest Payments                      | 208,537.00    | Other Utilities                            |                    | State Aid Receivable                       |                    |
| TYPE I SCHL DEBT *MEMO                 | 484,566.00    | Hospitals and Clinics                      |                    | Other Receivables                          | 166,626.49         |
| DEFERRED CHARGES                       | 20,093.22     | Garbage and Trash Disposal Facilities      |                    | Total                                      | 2,508,073.82       |
| SCHOOL, COUNTY, SPECIAL DISTRICT TAXES | 7,262,284.50  | Health Equipment                           |                    | LIABILITIES                                |                    |
| RESERVE FOR UNCOLLECTED TAXES          | 679,733.97    | Library and Education Facilities           |                    | Cash Liabilities                           | 388,666.61         |
|  |               | Conservation and Recreation                |                    | Reserves for Receivables                   | 1,425,267.80       |
| EXPENDITURES                           |               | Other Expenditures                         |                    | Surplus Dec. 31, 1969                      | 694,139.41         |
| TOTAL                                  | 15,179,545.83 |  |                    | Total                                      | 2,508,073.82       |



| 1430                      | PASSAIC TWP   | - MORRIS                          | COUNTY | PER CAPITA:                   | PER CENT:                                  |
|---------------------------|---|-----------------------------------|--------|-------------------------------|--|
| Population 1960 5,537     | Net Valuation Taxable 21,714,572                                |                                   |        | Gross Debt 459.83             | Gross Debt 5.34                            |
| Population 1969 7,240     | State Equalized Value 68,717,000                                | General Tax Rate Per \$100. 11.12 |        | Net Debt 186.23               | Net Debt 2.16                              |
|                           | Net Valuation on Which County Taxes are apportioned: 62,152,143 | State Equalized                   |        | Debt Service 8.34             | Tax Levy Collected 96.40                   |
| Moody Rating              | State Equalization Ratio .3160                                  | General Tax Rate: 3.51            |        | Total Tax Levy 329.19         | Tax Levy Cancelled, Abated or Adjusted .06 |
| Land Area 16.50 Sq. Miles |   |                                   |        | Municipal Expenditures 139.81 |  |

| 1969 EXPENDITURES                             |  | 1969 REVENUES                                   |  | 1969 PROPERTY TAX                          |              |
|---|--|---|--|--|--------------|
| GENERAL GOVERNMENT                            |  | 1969 — Property Taxes Collected 2,298,509.67    |  | STATE EQUALIZED TAX RATE                   |              |
| Governing Body & Public Boards                |  | 1969 Payments in Lieu of Taxes 11,858.32        |  | Local District School Taxes 1.65           | 1,131,580.00 |
| Municipal Clerk                               |  | Delinquent Tax & Lien Collections 79,787.95     |  | Regional & Consolidated School Tax .84     | 574,925.23   |
| Financial Administration 16,025.00            |  | Business Personalty Replacement Taxes 66,867.00 |  | School Taxes in Municipal Budget           |              |
| Assessment of Taxes 6,375.00                  |  | Taxes from Public Utilities 182,206.96          |  | County Taxes .37                           | 252,226.13   |
| Collection of Taxes 12,360.00                 |  | Other Miscellaneous Tax Revenues                |  | County Library Taxes                       |              |
| Planning, Housing & Development 9,125.00      |  | State Aid Revenues 30,150.11                    |  | Local Municipal Purpose Taxes .60          | 414,605.95   |
| Human Resources                               |  | Federal Aid Revenues                            |  | Veteran & Senior Citizen Taxes .06         | 40,350.00    |
| Elections                                     |  | Sale of Acquired Property 2,330.00              |  | Total Taxes for Rate Computation 3.52      | 2,413,687.31 |
| General Administration (other) 61,260.00      |  | Other Miscellaneous Revenues 130,851.30         |  | Special District Taxes                     | 859.20       |
| JUDICIARY                                     |  | 1969 Revenues Total 2,802,561.31                |  | Bank Stock Taxes                           | 9,132.76     |
| Municipal Courts 4,550.00                     |  | Prior Years Surplus Appropriated 172,800.00     |  | Added and Omitted Taxes                    | 2,383,329.27 |
| PUBLIC SAFETY                                 |  | REVENUES TOTAL 2,975,361.31                     |  | Total Taxes Levied - ABSTRACT              | 2,384,405.07 |
| Fire Protection 43,025.00                     |  |   |  | TOTAL TAXES BILLED                         | 2,298,509.67 |
| Police Protection 206,400.00                  |  |   |  | 1969 TAXES COLLECTED                       | 1,378.88     |
| Civil Defense & Disaster Control 3,600.00     |  |   |  | 1969 Taxes Cancelled, Abated or Adjusted   | 215.46       |
| Environmental Inspection & Control 5,800.00   |  |   |  | Transfer to Tax Title Liens or Foreclosed  | 84,301.06    |
| Other Public Safety                           |  |   |  | Balance Outstanding Dec. 31, 1969          |              |
| PUBLIC WORKS                                  |  |   |  | PRIOR YEARS TAXES OUTSTANDING              |              |
| Streets and Drainage 131,166.67               |  |   |  | Balance January 1, 1969                    | 78,254.34    |
| Sewers and Sewage Processing 39,450.00        |  |   |  | Collected in 1969                          | 76,098.16    |
| Garbage and Trash Disposal 62,402.00          |  |   |  | Cancelled, Abated or Adjusted (1969)       |              |
| Public Buildings and Grounds 11,040.00        |  |   |  | Transfers to Tax Title Liens or Foreclosed |              |
| Other Public Works                            |  |   |  | Balance December 31, 1969                  | 2,156.18     |
| HEALTH and WELFARE                            |  |   |  | TAX TITLE LIENS OUTSTANDING                |              |
| Health Services Except Environmental 7,960.00 |  |   |  | Balance January 1, 1969                    | 4,267.60     |
| Welfare-Public Assistance 1,451.00            |  |   |  | Transfers From Taxes                       | 215.46       |
| Hospitals, Clinics, First Aid                 |  |   |  | Redeemed in 1969                           | 3,689.79     |
| Animal, Insect, & Rodent Control 5,525.00     |  |   |  | Cancelled, Abated or Adjusted (1969)       |              |
| Other Welfare Services                        |  |   |  | Transfers to Foreclosed Property           | 55.67        |
| RECREATION and CONSERVATION                   |  |   |  | Balance December 31, 1969                  | 737.60       |
| Beaches and Boardwalks                        |  |   |  | PROPERTY ACQUIRED BY DEED OR               |              |
| Parks, Playgrounds, Shade Trees               |  |   |  | FORECLOSURE                                |              |
| Land Redamation & Conservation                |  |   |  | Balance January 1, 1969                    | 15,934.33    |
| Other Recreational Services 6,800.00          |  |   |  | Transfers From Taxes or Liens              | 55.67        |
| EDUCATION (excluding schools)                 |  |   |  | Sale for Cash (1969)                       | 2,330.00     |
| Libraries 28,500.00                           |  |   |  | Cancelled, Abated or Adjusted (1969)       |              |
| Other Educational Services 200.00             |  |   |  | Balance December 31, 1969                  | 13,660.00    |
| STATUTORY EXPENDITURES                        |  |   |  | CURRENT FINANCES DECEMBER 31, 1969         |              |
| Pensions & F.I.C.A. 34,669.00                 |  |   |  | ASSETS                                     |              |
| Employee Fringe Benefits 21,400.00            |  |   |  | Cash Dec. 31, 1969                         | 331,910.39   |
| Other Statutory Expenditures                  |  |   |  | Taxes Receivable                           | 86,457.24    |
| MUNICIPAL FUNCTIONS TOTAL 724,883.67          |  |   |  | Tax Title Liens                            | 737.60       |
| CAPITAL IMPROVEMENTS 51,775.11                |  |   |  | Foreclosed Property                        | 13,660.00    |
| DEBT SERVICE                                  |  |   |  | Emergencies & Other Deferred Charges       | 32,000.00    |
| Principal Payments 29,000.00                  |  |   |  | State Aid Receivable                       | 60,943.93    |
| Interest Payments 31,380.75                   |  |   |  | Other Receivables                          | 21,241.20    |
| DEFERRED CHARGES 8,243.75                     |  |   |  | Total                                      | 546,950.36   |
| SCHOOL, COUNTY, SPECIAL DISTRICT TAXES        |  |   |  | LIABILITIES                                |              |
| RESERVE FOR UNCOLLECTED TAXES 166,974.09      |  |   |  | Cash Liabilities                           | 145,488.07   |
| EXPENDITURES TOTAL 2,970,988.73               |  |   |  | Reserves for Receivables                   | 122,096.04   |
|   |  |   |  | Surplus Dec. 31, 1969                      | 279,366.25   |
|   |  |   |  | Total                                      | 546,950.36   |

1608  
Population 1960 143,663  
Population 1969 150,350  
  
Moody Rating BAA  
Land Area 8.30 Sq. Miles

# PATERSON CITY

Net Valuation Taxable 484,843,697  
State Equalized Value 574,663,620  
Net Valuation on Which County Taxes  
are apportioned: 612,465,510  
State Equalization Ratio .8437

# - PASSAIC COUNTY

General Tax Rate Per \$100. 5.42  
  
State Equalized  
General Tax Rate: 4.57

PER CAPITA:  
Gross Debt 255.65  
Net Debt 73.94  
Debt Service 13.01  
Total Tax Levy 173.44  
Municipal Expenditures 138.32

PER CENT:  
Gross Debt 6.97  
Net Debt 2.02  
Tax Levy Collected 93.68  
Tax Levy Cancelled, Abated  
or Adjusted .26

| 1969 EXPENDITURES                             |                            | 1969 REVENUES                                     |                            | 1969 PROPERTY TAX                          |                           |
|---|----------------------------|---|----------------------------|--|---------------------------|
| <b>GENERAL GOVERNMENT</b>                     |                            |   |                            | <b>STATE EQUALIZED TAX RATE</b>            |                           |
| Governing Body & Public Boards                | 49,435.51                  | 1969 — Property Taxes Collected                   | 24,462,226.24              | Local District School Taxes                | 1.88 10,812,561.84        |
| Municipal Clerk                               |                            | 1969 Payments in Lieu of Taxes                    | 226,589.25                 | Regional & Consolidated School Tax         |                           |
| Financial Administration                      | 504,800.00                 | Delinquent Tax & Lien Collections                 | 1,407,806.03               | School Taxes in Municipal Budget           | .08 441,801.38            |
| Assessment of Taxes                           | 142,368.80                 | Business Personalty Replacement Taxes             | 2,021,586.00               | County Taxes                               | .63 3,592,259.12          |
| Collection of Taxes                           | 136,253.07                 | Taxes from Public Utilities                       | 2,005,146.17               | County Library Taxes                       |                           |
| Planning, Housing & Development               | 240,934.41                 | Other Miscellaneous Tax Revenues                  | 28,483.80                  | Local Municipal Purpose Taxes              | 1.91 10,969,614.88        |
| Human Resources                               | 24,041.86                  | State Aid Revenues                                | 1,631,193.03               | Veteran & Senior Citizen Taxes             | .07 426,240.00            |
| Elections                                     | 16,780.00                  | Federal Aid Revenues                              | 104,465.00                 | Total Taxes for Rate Computation           | 4.57 26,242,477.22        |
| General Administration (other)                | 425,306.11                 | Sale of Acquired Property                         |                            | Special District Taxes                     |                           |
| <b>JUDICIARY</b>                              |                            | Other Miscellaneous Revenues                      | 2,620,893.87               | Bank Stock Taxes                           | 97,924.32                 |
| Municipal Courts                              | 147,140.50                 | 1969 Revenues                                     | Total 34,508,389.39        | Added and Omitted Taxes                    | 162,931.44                |
| <b>PUBLIC SAFETY</b>                          |                            | Prior Years Surplus Appropriated                  | 42,937.41                  | Total Taxes Levied - ABSTRACT              | 26,077,092.98             |
| Fire Protection                               | 3,346,217.63               | <b>REVENUES</b>                                   | <b>TOTAL</b> 34,551,326.80 | <b>TOTAL TAXES BILLED</b>                  | 26,113,144.14             |
| Police Protection                             | 4,538,042.21               |   |                            | 1969 TAXES COLLECTED                       | 24,462,226.24             |
| Civil Defense & Disaster Control              | 19,150.00                  | <b>1969 REAL PROPERTY VALUATIONS</b>              |                            | 1969 Taxes Cancelled, Abated or Adjusted   | 68,617.17                 |
| Environmental Inspection & Control            | 275,614.09                 | Code Class # of Parcels %VAL'N ASSESSED VALUATION |                            | Transfer to Tax Title Liens or Foreclosed  | 84,192.11                 |
| Other Public Safety                           | 58,389.00                  | 1 Vacant Land 1501 1.45 6,816,300.00              |                            | Balance Outstanding Dec. 31, 1969          | 1,498,108.62              |
| <b>PUBLIC WORKS</b>                           |                            | 2 Residential 18231 54.48 255,260,880.00          |                            | <b>PRIOR YEARS TAXES OUTSTANDING</b>       |                           |
| Streets and Drainage                          | 1,019,747.58               | 3 Farm  |                            | Balance January 1, 1969                    | 4,578,731.74              |
| Sewers and Sewage Processing                  | 673,018.73                 | 4a Commercial 3002 23.89 111,917,910.00           |                            | Collected in 1969                          | 1,325,161.31              |
| Garbage and Trash Disposal                    | 667,800.00                 | 4b Industrial 553 11.31 52,999,980.00             |                            | Cancelled, Abated or Adjusted (1969)       | 1,941.58                  |
| Public Buildings and Grounds                  | 316,263.09                 | 4c Apartments 561 8.86 41,516,160.00              |                            | Transfers to Tax Title Liens or Foreclosed |                           |
| Other Public Works                            | 142,781.12                 | Total 23848 99.99 468,511,230.00                  |                            | Balance December 31, 1969                  | 3,251,628.85              |
| <b>HEALTH and WELFARE</b>                     |                            | <b>CAPITAL DEBT AUTHORIZED, DECEMBER 31, 1969</b> |                            | <b>TAX TITLE LIENS OUTSTANDING</b>         |                           |
| Health Services Except Environmental          | 775,448.39                 | <b>ISSUED AND UNISSUED</b>                        |                            | Balance January 1, 1969                    | 296,042.43                |
| Welfare-Public Assistance                     | 357,481.00                 | School 12,184,000                                 |                            | Transfers From Taxes                       | 84,192.11                 |
| Hospitals, Clinics, First Aid                 | 180,000.00                 | Self-liquidating 15,406,000                       | 269,817                    | Redeemed in 1969                           | 82,644.72                 |
| Animal, Insect, & Rodent Control              |                            | Other 10,846,984                                  | 10,846,984                 | Cancelled, Abated or Adjusted (1969)       |                           |
| Other Welfare Services                        |                            | Total 38,436,984                                  | 11,116,802                 | Transfers to Foreclosed Property           |                           |
| <b>RECREATION and CONSERVATION</b>            |                            | <b>ISSUED AND OUTSTANDING</b>                     |                            | Balance December 31, 1969                  | 297,589.82                |
| Beaches and Boardwalks                        |                            | School 11,934,000.00                              |                            | <b>PROPERTY ACQUIRED BY DEED OR</b>        |                           |
| Parks, Playgrounds, Shade Trees               | 333,956.50                 | Self-Liquidating 15,406,000.00                    |                            | <b>FORECLOSURE</b>                         |                           |
| Land Reclamation & Conservation               |                            | Other 8,807,000.00                                |                            | Balance January 1, 1969                    | 179,300.00                |
| Other Recreational Services                   | 203,081.00                 | Total 36,147,000.00                               |                            | Transfers From Taxes or Liens              |                           |
| <b>EDUCATION (excluding schools)</b>          |                            | <b>EQUALIZED VALUATION BASIS</b>                  |                            | Sale for Cash (1969)                       |                           |
| Libraries                                     | 406,264.00                 | <b>FOR NET DEBT COMPUTATION</b>                   | 551,616,464.33             | Cancelled, Abated or Adjusted (1969)       |                           |
| Other Educational Services                    | 35,230.00                  |   |                            | Balance December 31, 1969                  | 179,300.00                |
| <b>STATUTORY EXPENDITURES</b>                 |                            | <b>1969 CAPITAL OUTLAY</b>                        | <b>TOTAL</b> 1,601,641.95  | <b>CURRENT FINANCES DECEMBER 31, 1969</b>  |                           |
| Pensions & F.I.C.A.                           | 1,595,998.61               | Beaches and Boardwalks                            |                            | <b>ASSETS</b>                              |                           |
| Employee Fringe Benefits                      | 28,000.00                  | Parks and Playgrounds                             | 5,467.69                   | Cash Dec. 31, 1969                         | 720,496.38                |
| Other Statutory Expenditures                  |                            | Public Buildings and Grounds                      | 1,005,058.43               | Taxes Receivable                           | 4,749,737.47              |
| <b>MUNICIPAL FUNCTIONS</b>                    | <b>TOTAL</b> 16,659,543.21 | Vehicular Equipment                               | 10,517.96                  | Tax Title Liens                            | 297,589.82                |
| <b>CAPITAL IMPROVEMENTS</b>                   | <b>35,000.00</b>           | Streets, Roads, Sidewalks, Storm Sewers           | 284,722.15                 | Foreclosed Property                        | 179,300.00                |
| <b>DEBT SERVICE</b>                           |                            | Sewer System                                      | 23,222.22                  | Emergencies & Other Deferred Charges       | 648,344.05                |
| Principal Payments                            | 1,263,000.00               | Water Service                                     |                            | State Aid Receivable                       | 58,832.81                 |
| Interest Payments                             | 693,296.82                 | Other Utilities                                   |                            | Other Receivables                          | 16,053.68                 |
| <b>TYPE I SCHL DEBT *MEMO</b>                 | <b>958,166.25</b>          | Hospitals and Clinics                             |                            | <b>LIABILITIES</b>                         | <b>Total</b> 6,670,354.21 |
| <b>DEFERRED CHARGES</b>                       | <b>467,955.04</b>          | Garbage and Trash Disposal Facilities             |                            | Cash Liabilities                           | 866,462.54                |
| <b>SCHOOL, COUNTY, SPECIAL DISTRICT TAXES</b> | <b>14,846,622.34</b>       | Health Equipment                                  |                            | Reserves for Receivables                   | 5,242,680.97              |
| <b>RESERVE FOR UNCOLLECTED TAXES</b>          | <b>1,677,931.63</b>        | Library and Education Facilities                  | 85,379.43                  | Surplus Dec. 31, 1969                      | 561,210.70                |
| <b>EXPENDITURES</b>                           | <b>TOTAL</b> 35,643,349.04 | Conservation and Recreation                       |                            | <b>Total</b>                               | <b>6,670,354.21</b>       |
|   |                            | Other Expenditures                                | 187,274.07                 |  |                           |

\* ABOVE DEBT SERVICE INCLUDES TYPE I SCHOOL DEBT

|                          |   |                                   |                              |  |
|--------------------------|---|-----------------------------------|------------------------------|--|
| 0814                     | PAULSBORO BCRO  | - GLOUCESTER COUNTY               | PER CAPITA:                  | PER CENT:                                  |
| Population 1960 8,121    | Net Valuation Taxable 8,681,775                                 |                                   | Gross Debt 105.25            | Gross Debt 3.68                            |
| Population 1969 8,940    | State Equalized Value 28,205,896                                | General Tax Rate Per \$100. 11.61 | Net Debt 3.50                | Net Debt .12                               |
|                          | Net Valuation on Which County Taxes are apportioned: 28,269,993 | State Equalized                   | Debt Service 1.17            | Tax Levy Collected 92.02                   |
| Moody Rating             | State Equalization Ratio .3078                                  | General Tax Rate: 3.57            | Total Tax Levy 108.15        | Tax Levy Cancelled, Abated or Adjusted .23 |
| Land Area 2.00 Sq. Miles |   |                                   | Municipal Expenditures 74.08 |  |

| 1969 EXPENDITURES  | 1969 REVENUES   | 1969 PROPERTY TAX   |
|--|---|---|
| <b>GENERAL GOVERNMENT</b>                                |   | <b>STATE EQUALIZED TAX RATE</b>   |
| Governing Body & Public Boards 7,500.00                  | 1969 — Property Taxes Collected 890,388.02                              | Local District School Taxes 1.63 459,019.95   |
| Municipal Clerk 6,333.73                                 | 1969 Payments in Lieu of Taxes  | Regional & Consolidated School Tax  |
| Financial Administration 21,770.84                       | Delinquent Tax & Lien Collections 61,608.37                             | School Taxes in Municipal Budget  |
| Assessment of Taxes 5,540.00                             | Business Personalty Replacement Taxes 72,358.00                         | County Taxes .60 169,663.31   |
| Collection of Taxes 8,929.16                             | Taxes from Public Utilities 51,469.57                                   | County Library Taxes  |
| Planning, Housing & Development 3,000.00                 | Other Miscellaneous Tax Revenues  | Local Municipal Purpose Taxes 1.17 329,978.13   |
| Human Resources 200.00                                   | State Aid Revenues 103,174.43   | Veteran & Senior Citizen Taxes .17 48,870.00  |
| Elections 1,700.00                                       | Federal Aid Revenues  | Total Taxes for Rate Computation 3.57 1,007,531.39                                    |
| General Administration (other) 23,054.07                 | Sale of Acquired Property 1,030.00                                      | Special District Taxes  |
| <b>JUDICIARY</b>   | Other Miscellaneous Revenues 55,315.31                                  | Bank Stock Taxes 2,616.27   |
| Municipal Courts 5,430.00                                | 1969 Revenues Total 1,235,343.70  | Added and Omitted Taxes 5,558.23  |
| <b>PUBLIC SAFETY</b>                                     | Prior Years Surplus Appropriated 1,534.05                               | Total Taxes Levied - ABSTRACT 966,835.89  |
| Fire Protection 13,600.00                                | <b>REVENUES TOTAL 1,236,877.75</b>                                      | <b>TOTAL TAXES BILLED 967,603.15</b>  |
| Police Protection 140,407.10                             |   | <b>1969 TAXES COLLECTED 890,388.02</b>  |
| Civil Defense & Disaster Control                         | <b>1969 REAL PROPERTY VALUATIONS</b>                                    | 1969 Taxes Cancelled, Abated or Adjusted 2,234.94                                     |
| Environmental Inspection & Control 4,360.00              | <b>Code Class # of Parcels %VAL'N ASSESSED VALUATION</b>                | Transfer to Tax Title Liens or Foreclosed Balance Outstanding Dec. 31, 1969 74,980.19 |
| Other Public Safety                                      | 1 Vacant Land 324 1.17 97,725.00  | <b>PRIOR YEARS TAXES OUTSTANDING</b>  |
| <b>PUBLIC WORKS</b>                                      | 2 Residential 1837 56.73 4,756,875.00                                   | Balance January 1, 1969 65,701.10   |
| Streets and Drainage 81,750.00                           | 3 Farm  | Collected in 1969 60,791.49   |
| Sewers and Sewage Processing                             | 4a Commercial 160 34.12 2,860,900.00                                    | Cancelled, Abated or Adjusted (1969)  |
| Garbage and Trash Disposal 39,800.00                     | 4b Industrial 9 5.07 425,225.00   | Transfers to Tax Title Liens or Foreclosed  |
| Public Buildings and Grounds 16,400.00                   | 4c Apartments 7 2.92 245,000.00   | Balance December 31, 1969 4,909.61  |
| Other Public Works                                       | Total 2337 100.01 8,385,725.00  | <b>TAX TITLE LIENS OUTSTANDING</b>  |
| <b>HEALTH and WELFARE</b>                                | <b>CAPITAL DEBT AUTHORIZED, DECEMBER 31, 1969</b>                       | Balance January 1, 1969 2,693.67  |
| Health Services Except Environmental                     | <b>ISSUED AND UNISSUED GROSS DEBT NET DEBT</b>                          | Transfers From Taxes  |
| Welfare-Public Assistance 13,000.00                      | School 673,000  | Redeemed in 1969 816.88   |
| Hospitals, Clinics, First Aid                            | Self-liquidating 236,600  | Cancelled, Abated or Adjusted (1969)  |
| Animal, Insect, & Rodent Control                         | Other 31,300 31,300   | Transfers to Foreclosed Property:   |
| Other Welfare Services                                   | Total 940,900 31,300  | Balance December 31, 1969 1,876.79  |
| <b>RECREATION and CONSERVATION</b>                       | <b>ISSUED AND OUTSTANDING</b>   | <b>PROPERTY ACQUIRED BY DEED OR FORECLOSURE</b>                                       |
| Beaches and Boardwalks                                   | School 673,000.00   | Balance January 1, 1969 25,100.00   |
| Parks, Playgrounds, Shade Trees                          | Self-Liquidating 102,000.00   | Transfers From Taxes or Liens   |
| Land Reclamation & Conservation                          | Other   | Sale for Cash (1969)  |
| Other Recreational Services 11,500.00                    | Total 775,000.00  | Cancelled, Abated or Adjusted (1969)  |
| <b>EDUCATION (excluding schools)</b>                     | <b>EQUALIZED VALUATION BASIS FOR NET DEBT COMPUTATION 25,579,598.67</b> | Balance December 31, 1969 25,100.00   |
| Libraries 4,700.00                                       | <b>1969 CAPITAL OUTLAY TOTAL 141,539.08</b>                             | <b>CURRENT FINANCES DECEMBER 31, 1969</b>   |
| Other Educational Services                               | Beaches and Boardwalks  | <b>ASSETS</b>   |
| <b>STATUTORY EXPENDITURES</b>                            | Parks and Playgrounds   | Cash Dec. 31, 1969 263,625.23   |
| Pensions & F.I.C.A. 26,200.00                            | Public Buildings and Grounds  | Taxes Receivable 79,889.80  |
| Employee Fringe Benefits 8,500.00                        | Vehicular Equipment   | Tax Title Liens 1,876.79  |
| Other Statutory Expenditures                             | Streets, Roads, Sidewalks, Storm Sewers 130,954.10                      | Foreclosed Property 25,100.00   |
| <b>MUNICIPAL FUNCTIONS TOTAL 452,349.90</b>              | Sewer System 4,170.78   | Emergencies & Other Deferred Charges 12,848.12  |
| <b>CAPITAL IMPROVEMENTS 104,900.00</b>                   | Water Service 6,414.20  | State Aid Receivable 150,318.00   |
| <b>DEBT SERVICE</b>                                      | Other Utilities   | Other Receivables 7,344.97  |
| Principal Payments 10,000.00                             | Hospitals and Clinics   | Total 541,002.91  |
| Interest Payments 428.50                                 | Garbage and Trash Disposal Facilities                                   | <b>LIABILITIES</b>  |
| <b>DEFERRED CHARGES 3,134.05</b>                         | Health Equipment  | Cash Liabilities 291,279.86   |
| <b>SCHOOL, COUNTY, SPECIAL DISTRICT TAXES 628,683.26</b> | Library and Education Facilities  | Reserves for Receivables 114,211.56   |
| <b>RESERVE FOR UNCOLLECTED TAXES 91,434.83</b>           | Conservation and Recreation   | Surplus Dec. 31, 1969 135,511.49  |
| <b>EXPENDITURES TOTAL 1,290,930.54</b>                   | Other Expenditures  | Total 541,002.91  |

1815  
Population 1960 1,804  
Population 1969 2,040  
Moody Rating A-1  
Land Area 5.90 Sq Miles

PEAPACK GLADSTONE BOR - SOMERSET COUNTY  
Net Valuation Taxable 7,597,650  
State Equalized Value 22,411,946  
Net Valuation or Which County Taxes  
are apportioned: 21,197,500  
State Equalization Ratio .3390  
General Tax Rate Per \$100. 6.66  
State Equalized  
General Tax Rate: 2.25

PER CAPITA:  
Gross Debt 320.59  
Net Debt 143.26  
Debt Service  
Total Tax Levy 249.63  
Municipal Expenditures 143.60

PER CENT:  
Gross Debt 3.19  
Net Debt 1.43  
Tax Levy Collected 98.55  
Tax Levy Cancelled, Abated  
or Adjusted

| 1969 EXPENDITURES                      |            | 1969 REVENUES                              |  | 1969 PROPERTY TAX                          |  |
|--|------------|--|--|--|--|
| GENERAL GOVERNMENT                     |            | 1969 — Property Taxes Collected            |  | STATE EQUALIZED TAX RATE                   |  |
| Governing Body & Public Boards         |            | 501,963.30                                 |  | 1.33                                       |  |
| Municipal Clerk                        |            | 1969 Payments in Lieu of Taxes             |  | 298,031.00                                 |  |
| Financial Administration               | 2,930.00   | Delinquent Tax & Lien Collections          |  | Regional & Consolidated School Tax         |  |
| Assessment of Taxes                    | 2,700.00   | Business Personalty Replacement Taxes      |  | School Taxes in Municipal Budget           |  |
| Collection of Taxes                    | 3,145.00   | Taxes from Public Utilities                |  | County Taxes                               |  |
| Planning, Housing & Development        | 1,470.00   | Other Miscellaneous Tax Revenues           |  | County Library Taxes                       |  |
| Human Resources                        |            | State Aid Revenues                         |  | Local Municipal Purpose Taxes              |  |
| Elections                              |            | Federal Aid Revenues                       |  | Veteran & Senior Citizen Taxes             |  |
| General Administration (other)         | 20,160.00  | Sale of Acquired Property                  |  | Total Taxes for Rate Computation           |  |
| JUDICIARY                              |            | Other Miscellaneous Revenues               |  | Special District Taxes                     |  |
| Municipal Courts                       | 2,600.00   | 1969 Revenues                              |  | Bank Stock Taxes                           |  |
| PUBLIC SAFETY                          |            | Prior Years Surplus Appropriated           |  | Added and Omitted Taxes                    |  |
| Fire Protection                        | 6,930.00   | REVENUES                                   |  | Total Taxes Levied - ABSTRACT              |  |
| Police Protection                      | 38,900.00  | TOTAL                                      |  | TOTAL TAXES BILLED                         |  |
| Civil Defense & Disaster Control       | 100.00     | 1969 REAL PROPERTY VALUATIONS              |  | 1969 TAXES COLLECTED                       |  |
| Environmental Inspection & Control     | 1,180.00   | Code Class # of Parcels %VAL'N             |  | 1969 Taxes Cancelled, Abated or Adjusted   |  |
| Other Public Safety                    |            | ASSESSED VALUATION                         |  | Transfer to Tax Title Liens or Foreclosed  |  |
| PUBLIC WORKS                           |            | 1 Vacant Land 112 5.29                     |  | Balance Outstanding Dec. 31, 1969          |  |
| Streets and Drainage                   | 32,330.00  | 2 Residential 409 61.69                    |  | PRIOR YEARS TAXES OUTSTANDING              |  |
| Sewers and Sewage Processing           |            | 3 Farm 43 7.72                             |  | Balance January 1, 1969                    |  |
| Garbage and Trash Disposal             |            | 4a Commercial 32 19.80                     |  | Collected in 1969                          |  |
| Public Buildings and Grounds           | 8,370.00   | 4b Industrial 6 5.49                       |  | Cancelled, Abated or Adjusted (1969)       |  |
| Other Public Works                     |            | 4c Apartments                              |  | Transfers to Tax Title Liens or Foreclosed |  |
| HEALTH and WELFARE                     |            | Total 602 99.99                            |  | Balance December 31, 1969                  |  |
| Health Services Except Environmental   | 4,600.00   | CAPITAL DEBT AUTHORIZED, DECEMBER 31, 1969 |  | TAX TITLE LIENS OUTSTANDING                |  |
| Welfare-Public Assistance              | 1,550.00   | ISSUED AND UNISSUED                        |  | Balance January 1, 1969                    |  |
| Hospitals, Clinics, First Aid          | 400.00     | GROSS DEBT                                 |  | Transfers From Taxes                       |  |
| Animal, Insect, & Rodent Control       |            | NET DEBT                                   |  | Redeemed in 1969                           |  |
| Other Welfare Services                 |            | Total 654,000                              |  | Cancelled, Abated or Adjusted (1969)       |  |
| RECREATION and CONSERVATION            |            | ISSUED AND OUTSTANDING                     |  | Transfers to Foreclosed Property           |  |
| Beaches and Boardwalks                 | 100.00     | School                                     |  | Balance December 31, 1969                  |  |
| Parks, Playgrounds, Shade Trees        | 300.00     | Self-Liquidating                           |  | PROPERTY ACQUIRED BY DEED OR               |  |
| Land Reclamation & Conservation        | 5,400.00   | Other                                      |  | FORECLOSURE                                |  |
| Other Recreational Services            |            | Total 654,000.00                           |  | Balance January 1, 1969                    |  |
| EDUCATION (excluding schools)          |            | EQUALIZED VALUATION BASIS                  |  | Transfers From Taxes or Liens              |  |
| Libraries                              | 1,600.00   | FOR NET DEBT COMPUTATION                   |  | Sale for Cash (1969)                       |  |
| Other Educational Services             |            | TOTAL                                      |  | Cancelled, Abated or Adjusted (1969)       |  |
| STATUTORY EXPENDITURES                 |            | 1969 CAPITAL OUTLAY                        |  | Balance December 31, 1969                  |  |
| Pensions & F.I.C.A.                    | 7,450.00   | Beaches and Boardwalks                     |  | CURRENT FINANCES DECEMBER 31, 1969         |  |
| Employee Fringe Benefits               | 5,800.00   | Parks and Playgrounds                      |  | ASSETS                                     |  |
| Other Statutory Expenditures           |            | Public Buildings and Grounds               |  | Cash Dec. 31, 1969                         |  |
| MUNICIPAL FUNCTIONS                    | 148,015.00 | Vehicular Equipment                        |  | Taxes Receivable                           |  |
| CAPITAL IMPROVEMENTS                   | 58,500.00  | Streets, Roads, Sidewalks, Storm Sewers    |  | Tax Title Liens                            |  |
| DEBT SERVICE                           |            | Sewer System                               |  | Foreclosed Property                        |  |
| Principal Payments                     |            | Water Service                              |  | Emergencies & Other Deferred Charges       |  |
| Interest Payments                      |            | Other Utilities                            |  | State Aid Receivable                       |  |
| DEFERRED CHARGES                       | 30,777.75  | Hospitals and Clinics                      |  | Other Receivables                          |  |
| SCHOOL, COUNTY, SPECIAL DISTRICT TAXES | 400,669.97 | Garbage and Trash Disposal Facilities      |  | Total                                      |  |
| RESERVE FOR UNCOLLECTED TAXES          | 55,651.47  | Health Equipment                           |  | LIABILITIES                                |  |
| EXPENDITURES                           | 693,614.19 | Library and Education Facilities           |  | Cash Liabilities                           |  |
|  |            | Conservation and Recreation                |  | Reserves for Receivables                   |  |
|  |            | Other Expenditures                         |  | Surplus Dec. 31, 1969                      |  |
|  |            | TOTAL                                      |  | Total                                      |  |

0328  
Population 1960 1,250  
Population 1969 1,760  
  
Moody Rating  
Land Area .71 Sq. Miles

PEMBERTON BCRO - BURLINGTON COUNTY  
Net Valuation Taxable 4,895,225  
State Equalized Value 4,814,817 General Tax Rate Per \$100. 3.25  
Net Valuation on Which County Taxes are apportioned: 4,878,208  
State Equalization Ratio 1.0167  
State Equalized General Tax Rate: 3.30

PER CAPITA:  
Gross Debt 137.36  
Net Debt 59.19  
Debt Service  
Total Tax Levy 86.90  
Municipal Expenditures 65.53

PER CENT:  
Gross Debt 5.67  
Net Debt 2.44  
Tax Levy Collected 87.11  
Tax Levy Cancelled, Abated or Adjusted

| 1969 EXPENDITURES                      |                   | 1969 REVENUES                              |                   | 1969 PROPERTY TAX                          |                   |
|--|-------------------|--|-------------------|--|-------------------|
| <b>GENERAL GOVERNMENT</b>              |                   | 1969 — Property Taxes Collected 133,493.65 |                   | <b>STATE EQUALIZED TAX RATE</b>            |                   |
| Governing Body & Public Boards         |                   | 1969 Payments in Lieu of Taxes             |                   | Local District School Taxes 1.84           | 88,517.00         |
| Municipal Clerk                        |                   | Delinquent Tax & Lien Collections          | 21,919.24         | Regional & Consolidated School Tax         |                   |
| Financial Administration               | 2,425.86          | Business Personalty Replacement Taxes      | 6,292.00          | School Taxes in Municipal Budget           |                   |
| Assessment of Taxes                    | 1,950.00          | Taxes from Public Utilities                | 10,553.40         | County Taxes .59                           | 28,177.73         |
| Collection of Taxes                    | 2,211.27          | Other Miscellaneous Tax Revenues           |                   | County Library Taxes .03                   | 1,250.12          |
| Planning, Housing & Development        | 200.00            | State Aid Revenues                         | 6,085.04          | Local Municipal Purpose Taxes .71          | 33,970.60         |
| Human Resources                        |                   | Federal Aid Revenues                       |                   | Veteran & Senior Citizen Taxes .15         | 7,070.00          |
| Elections                              |                   | Sale of Acquired Property                  |                   | Total Taxes for Rate Computation 3.32      | 158,985.45        |
| General Administration (other)         | 15,800.00         | Other Miscellaneous Revenues               | 22,276.59         | Special District Taxes                     |                   |
| <b>JUDICIARY</b>                       |                   | 1969 Revenues Total                        | 200,619.92        | Bank Stock Taxes                           | 1,029.40          |
| Municipal Courts                       | 2,063.45          | Prior Years Surplus Appropriated           | 17,500.00         | Added and Omitted Taxes                    |                   |
| <b>PUBLIC SAFETY</b>                   |                   | <b>REVENUES TOTAL</b>                      | <b>218,119.92</b> | Total Taxes Levied - ABSTRACT              | 152,944.85        |
| Fire Protection                        | 3,750.00          |  |                   | <b>TOTAL TAXES BILLED</b>                  | <b>153,254.20</b> |
| Police Protection                      | 18,565.16         |  |                   | 1969 TAXES COLLECTED                       | 133,493.65        |
| Civil Defense & Disaster Control       | 500.00            |  |                   | 1969 Taxes Cancelled, Abated or Adjusted   |                   |
| Environmental Inspection & Control     | 500.00            |  |                   | Transfer to Tax Title Liens or Foreclosed  |                   |
| Other Public Safety                    |                   |  |                   | Balance Outstanding Dec. 31, 1969          | 19,760.55         |
| <b>PUBLIC WORKS</b>                    |                   |  |                   | <b>PRIOR YEARS TAXES OUTSTANDING</b>       |                   |
| Streets and Drainage                   | 10,950.00         |  |                   | Balance January 1, 1969                    | 21,689.88         |
| Sewers and Sewage Processing           |                   |  |                   | Collected in 1969                          | 21,654.57         |
| Garbage and Trash Disposal             | 9,500.00          |  |                   | Cancelled, Abated or Adjusted (1969)       | .56               |
| Public Buildings and Grounds           | 2,250.65          |  |                   | Transfers to Tax Title Liens or Foreclosed |                   |
| Other Public Works                     |                   |  |                   | Balance December 31, 1969                  | 34.75             |
| <b>HEALTH and WELFARE</b>              |                   |  |                   | <b>TAX TITLE LIENS OUTSTANDING</b>         |                   |
| Health Services Except Environmental   | 1,100.00          |  |                   | Balance January 1, 1969                    | 788.09            |
| Welfare-Public Assistance              | 560.00            |  |                   | Transfers From Taxes                       |                   |
| Hospitals, Clinics, First Aid          |                   |  |                   | Redeemed in 1969                           | 264.67            |
| Animal, Insect, & Rodent Control       |                   |  |                   | Cancelled, Abated or Adjusted (1969)       |                   |
| Other Welfare Services                 |                   |  |                   | Transfers to Foreclosed Property           |                   |
| <b>RECREATION and CONSERVATION</b>     |                   |  |                   | Balance December 31, 1969                  | 523.42            |
| Beaches and Boardwalks                 |                   |  |                   | <b>PROPERTY ACQUIRED BY DEED OR</b>        |                   |
| Parks, Playgrounds, Shade Trees        | 3,216.02          |  |                   | <b>FORECLOSURE</b>                         |                   |
| Land Reclamation & Conservation        |                   |  |                   | Balance January 1, 1969                    |                   |
| Other Recreational Services            | 200.00            |  |                   | Transfers From Taxes or Liens              |                   |
| <b>EDUCATION (excluding schools)</b>   |                   |  |                   | Sale for Cash (1969)                       |                   |
| Libraries                              | 2,400.00          |  |                   | Cancelled, Abated or Adjusted (1969)       |                   |
| Other Educational Services             |                   |  |                   | Balance December 31, 1969                  |                   |
| <b>STATUTORY EXPENDITURES</b>          |                   |  |                   | <b>CURRENT FINANCES DECEMBER 31, 1969</b>  |                   |
| Pensions & F.I.C.A.                    | 1,664.00          |  |                   | <b>ASSETS</b>                              |                   |
| Employee Fringe Benefits               | 568.89            |  |                   | Cash Dec. 31, 1969                         | 60,848.79         |
| Other Statutory Expenditures           |                   |  |                   | Taxes Receivable                           | 19,795.30         |
| <b>MUNICIPAL FUNCTIONS</b>             |                   |  |                   | Tax Title Liens                            | 523.42            |
| <b>CAPITAL IMPROVEMENTS</b>            |                   |  |                   | Foreclosed Property                        |                   |
| <b>DEBT SERVICE</b>                    |                   |  |                   | Emergencies & Other Deferred Charges       | 4,970.03          |
| Principal Payments                     |                   |  |                   | State Aid Receivable                       | 2,581.00          |
| Interest Payments                      |                   |  |                   | Other Receivables                          | 458.72            |
| <b>DEFERRED CHARGES</b>                |                   |  |                   | Total                                      | 89,177.26         |
| SCHOOL, COUNTY, SPECIAL DISTRICT TAXES | 2,000.00          |  |                   | <b>LIABILITIES</b>                         |                   |
| RESERVE FOR UNCOLLECTED TAXES          | 117,944.85        |  |                   | Cash Liabilities                           | 23,264.74         |
|  | 29,460.00         |  |                   | Reserves for Receivables                   | 20,777.44         |
| <b>EXPENDITURES TOTAL</b>              | <b>233,280.15</b> |  |                   | Surplus Dec. 31, 1969                      | 45,135.08         |
|  |                   |  |                   | Total                                      | 89,177.26         |

0329  
Population 1960 13,726  
Population 1969 18,560  
  
Moody Rating  
Land Area 64.51 Sq. Miles

PEMBERTON TWP - BURLINGTON COUNTY  
Net Valuation Taxable 45,001,815  
State Equalized Value 52,413,015 General Tax Rate Per \$100. 2.54  
Net Valuation on Which County Taxes are apportioned: 54,793,716 State Equalized  
State Equalization Ratio .8586 General Tax Rate: 2.18

PER CAPITA:  
Gross Debt 216.25  
Net Debt 100.74  
Debt Service 1.51  
Total Tax Levy 59.97  
Municipal Expenditures 51.13

PER CENT:  
Gross Debt 8.15  
Net Debt 3.80  
Tax Levy Collected 92.10  
Tax Levy Cancelled, Abated or Adjusted

| 1969 EXPENDITURES                      |                    | 1969 REVENUES                                     |               | 1969 PROPERTY TAX                          |                   |
|--|--------------------|---|---------------|--|-------------------|
| GENERAL GOVERNMENT                     |                    | 1969 — Property Taxes Collected                   |               | STATE EQUALIZED TAX RATE                   |                   |
| Governing Body & Public Boards         |                    | 1969 Payments in Lieu of Taxes                    | 1,025,160.16  | Local District School Taxes                | 58 306,535.75     |
| Municipal Clerk                        |                    | Delinquent Tax & Lien Collections                 | 70,674.29     | Regional & Consolidated School Tax         |                   |
| Financial Administration               | 23,400.00          | Business Personality Replacement Taxes            | 23,839.00     | School Taxes in Municipal Budget           |                   |
| Assessment of Taxes                    | 21,900.00          | Taxes from Public Utilities                       | 183,931.50    | County Taxes                               | .60 315,719.27    |
| Collection of Taxes                    | 45,000.00          | Other Miscellaneous Tax Revenues                  | 61,293.50     | County Library Taxes                       | .03 14,001.98     |
| Planning, Housing & Development        | 3,800.00           | State Aid Revenues                                | 5,945.73      | Local Municipal Purpose Taxes              | .83 434,247.37    |
| Human Resources                        |                    | Federal Aid Revenues                              | 81,852.05     | Veteran & Senior Citizen Taxes             | .14 71,380.00     |
| Elections                              |                    | Sale of Acquired Property                         | 1,452,696.23  | Total Taxes for Rate Computation           | 2.18 1,141,884.37 |
| General Administration (other)         | 58,565.50          | Other Miscellaneous Revenues                      | 117,500.00    | Special District Taxes                     | 1,585.06          |
| JUDICIARY                              |                    | 1969 Revenues                                     | 1,570,196.23  | Bank Stock Taxes                           | 40,948.28         |
| Municipal Courts                       | 15,100.00          | Prior Years Surplus Appropriated                  |               | Added and Omitted Taxes                    | 1,113,037.71      |
| PUBLIC SAFETY                          |                    | REVENUES  | TOTAL         | Total Taxes Levied - ABSTRACT              | 1,113,037.71      |
| Fire Protection                        | 28,350.00          |   |               | TOTAL TAXES BILLED                         | 1,025,160.16      |
| Police Protection                      | 220,344.00         | 1969 REAL PROPERTY VALUATIONS                     |               | 1969 TAXES COLLECTED                       |                   |
| Civil Defense & Disaster Control       | 3,000.00           | Code Class # of Parcels %VAL'N ASSESSED VALUATION |               | 1969 Taxes Cancelled, Abated or Adjusted   |                   |
| Environmental Inspection & Control     | 4,000.00           | 1 Vacant Land 7452 10.27 4,525,567.00             |               | Transfer to Tax Title Liens or Foreclosed  |                   |
| Other Public Safety                    |                    | 2 Residential 3891 76.99 33,921,850.00            |               | Balance Outstanding Dec. 31, 1969          | 87,877.55         |
| PUBLIC WORKS                           |                    | 3 Farm 455 5.40 2,379,925.00                      |               | PRIOR YEARS TAXES OUTSTANDING              |                   |
| Streets and Drainage                   | 174,500.00         | 4a Commercial 124 4.80 2,115,225.00               |               | Balance January 1, 1969                    | 65,132.24         |
| Sewers and Sewage Processing           |                    | 4b Industrial 7 1.04 459,000.00                   |               | Collected in 1969                          | 63,334.85         |
| Garbage and Trash Disposal             | 10,878.00          | 4c Apartments 10 1.50 661,250.00                  |               | Cancelled, Abated or Adjusted (1969)       |                   |
| Public Buildings and Grounds           | 21,200.00          | Total 11939 100.00 44,062,817.00                  |               | Transfers to Tax Title Liens or Foreclosed |                   |
| Other Public Works                     |                    |   |               | Balance December 31, 1969                  | 1,797.39          |
| HEALTH and WELFARE                     |                    | CAPITAL DEBT AUTHORIZED, DECEMBER 31, 1969        |               | TAX TITLE LIENS OUTSTANDING                |                   |
| Health Services Except Environmental   | 7,150.00           | ISSUED AND UNISSUED                               |               | Balance January 1, 1969                    | 144,895.58        |
| Welfare-Public Assistance              | 29,500.00          | School 3,572,000                                  |               | Transfers From Taxes                       |                   |
| Hospitals, Clinics, First Aid          |                    | Self-liquidating 174,663                          |               | Redeemed in 1969                           | 7,339.44          |
| Animal, Insect, & Rodent Control       | 100.00             | Other 267,000                                     |               | Cancelled, Abated or Adjusted (1969)       |                   |
| Other Welfare Services                 |                    | Total 4,013,663                                   |               | Transfers to Foreclosed Property           |                   |
| RECREATION and CONSERVATION            |                    | ISSUED AND OUTSTANDING                            |               | Balance December 31, 1969                  | 137,556.14        |
| Beaches and Boardwalks                 |                    | School 982,000.00                                 |               | PROPERTY ACQUIRED BY DEED OR               |                   |
| Parks, Playgrounds, Shade Trees        |                    | Self-Liquidating 80,500.00                        |               | FORECLOSURE                                |                   |
| Land Reclamation & Conservation        |                    | Other 251,000.00                                  |               | Balance January 1, 1969                    | 41,668.70         |
| Other Recreational Services            | 24,100.00          | Total 1,313,500.00                                |               | Transfers From Taxes or Liens              |                   |
| EDUCATION (excluding schools)          |                    | EQUALIZED VALUATION BASIS                         |               | Sale for Cash (1969)                       |                   |
| Libraries                              | 24,500.00          | FOR NET DEBT COMPUTATION                          | 49,237,948.67 | Cancelled, Abated or Adjusted (1969)       |                   |
| Other Educational Services             |                    | 1969 CAPITAL OUTLAY                               | 25,924.07     | Balance December 31, 1969                  | 41,668.70         |
| STATUTORY EXPENDITURES                 |                    | Beaches and Boardwalks                            |               | CURRENT FINANCES DECEMBER 31, 1969         |                   |
| Pensions & F.I.C.A.                    | 39,850.90          | Parks and Playgrounds                             | 4,392.40      | ASSETS                                     |                   |
| Employee Fringe Benefits               | 31,950.00          | Public Buildings and Grounds                      | 1,167.33      | Cash Dec. 31, 1969                         | 297,035.05        |
| Other Statutory Expenditures           |                    | Vehicular Equipment                               |               | Taxes Receivable                           | 89,674.94         |
| MUNICIPAL FUNCTIONS                    | TOTAL 787,188.40   | Streets, Roads, Sidewalks, Storm Sewers           |               | Tax Title Liens                            | 137,556.14        |
| CAPITAL IMPROVEMENTS                   | 10,500.00          | Sewer System                                      | 19,864.34     | Foreclosed Property                        | 41,668.70         |
| DEBT SERVICE                           |                    | Water Service                                     |               | Emergencies & Other Deferred Charges       |                   |
| Principal Payments                     | 10,000.00          | Other Utilities                                   |               | State Aid Receivable                       | 36,184.96         |
| Interest Payments                      | 18,112.50          | Hospitals and Clinics                             |               | Other Receivables                          | 31,255.40         |
| DEFERRED CHARGES                       | 24,444.93          | Garbage and Trash Disposal Facilities             |               | Total                                      | 633,375.19        |
| SCHOOL, COUNTY, SPECIAL DISTRICT TAXES | 636,257.00         | Health Equipment                                  |               | LIABILITIES                                |                   |
| RESERVE FOR UNCOLLECTED TAXES          | 98,819.10          | Library and Education Facilities                  |               | Cash Liabilities                           | 223,204.19        |
|  |                    | Conservation and Recreation                       |               | Reserves for Receivables                   | 300,155.18        |
| EXPENDITURES                           | TOTAL 1,585,321.93 | Other Expenditures                                | 500.00        | Surplus Dec. 31, 1969                      | 110,015.82        |
|  |                    |   |               | Total                                      | 633,375.19        |

|                 |                 |                                     |            |                             |        |  |                        |        |                            |       |
|-----------------|-----------------|-------------------------------------|------------|-----------------------------|--------|--|------------------------|--------|----------------------------|-------|
| 1108            | PENNINGTON BORO |                                     | - MERCER   |                             | COUNTY |  | PER CAPITA:            |        | PER CENT:                  |       |
| Population 1960 | 2,063           | Net Valuation Taxable               | 6,489,681  |                             |        |  | Gross Debt             | 207.15 | Gross Debt                 | 3.08  |
| Population 1969 | 2,230           | State Equalized Value               | 16,264,864 | General Tax Rate Per \$100. | 9.53   |  | Net Debt               | 3.14   | Net Debt                   | .05   |
|                 |                 | Net Valuation on Which County Taxes |            |                             |        |  | Debt Service           | .22    | Tax Levy Collected         | 95.41 |
| Moody Rating    |                 | are apportioned:                    | 15,702,774 | State Equalized             |        |  | Total Tax Levy         | 273.76 | Tax Levy Cancelled, Abated |       |
| Land Area       | .99 Sq. Miles   | State Equalization Ratio            | .3990      | General Tax Rate:           | 3.80   |  | Municipal Expenditures | 97.09  | or Adjusted                |       |

| 1969 EXPENDITURES                      |            | 1969 REVENUES                              |  | 1969 PROPERTY TAX                          |  |
|--|------------|--|--|--|--|
| GENERAL GOVERNMENT                     |            | 1969 — Property Taxes Collected            |  | STATE EQUALIZED TAX RATE                   |  |
| Governing Body & Public Boards         |            | 1969 Payments in Lieu of Taxes             |  | Local District School Taxes                |  |
| Municipal Clerk                        |            | Delinquent Tax & Lien Collections          |  | Regional & Consolidated School Tax         |  |
| Financial Administration               | 1,600.00   | Business Personalty Replacement Taxes      |  | School Taxes in Municipal Budget           |  |
| Assessment of Taxes                    | 3,200.00   | Taxes from Public Utilities                |  | County Taxes                               |  |
| Collection of Taxes                    | 4,480.00   | Other Miscellaneous Tax Revenues           |  | County Library Taxes                       |  |
| Planning, Housing & Development        | 2,140.00   | State Aid Revenues                         |  | Local Municipal Purpose Taxes              |  |
| Human Resources                        |            | Federal Aid Revenues                       |  | Veteran & Senior Citizen Taxes             |  |
| Elections                              | 860.56     | Sale of Acquired Property                  |  | Total Taxes for Rate Computation           |  |
| General Administration (other)         | 11,865.63  | Other Miscellaneous Revenues               |  | Special District Taxes                     |  |
| JUDICIARY                              |            | 1969 Revenues                              |  | Bank Stock Taxes                           |  |
| Municipal Courts                       | 1,514.35   | Prior Years Surplus Appropriated           |  | Added and Omitted Taxes                    |  |
| PUBLIC SAFETY                          |            | REVENUES                                   |  | Total Taxes Levied - ABSTRACT              |  |
| Fire Protection                        | 8,170.00   | 1969 REAL PROPERTY VALUATIONS              |  | TOTAL TAXES BILLED                         |  |
| Police Protection                      | 21,284.00  | Code Class # of Parcels %VAL'N             |  | 1969 TAXES COLLECTED                       |  |
| Civil Defense & Disaster Control       | 500.00     | 1 Vacant Land 125 1.91                     |  | 1969 Taxes Cancelled, Abated or Adjusted   |  |
| Environmental Inspection & Control     | 650.00     | 2 Residential 567 85.52                    |  | Transfer to Tax Title Liens or Foreclosed  |  |
| Other Public Safety                    |            | 3 Farm 3 .52                               |  | Balance Outstanding Dec. 31, 1969          |  |
| PUBLIC WORKS                           |            | 4a Commercial 46 10.48                     |  | PRIOR YEARS TAXES OUTSTANDING              |  |
| Streets and Drainage                   | 47,200.00  | 4b Industrial 4 1.56                       |  | Balance January 1, 1969                    |  |
| Sewers and Sewage Processing           |            | 4c Apartments                              |  | Collected in 1969                          |  |
| Garbage and Trash Disposal             | 10,000.00  | Total 745 99.99                            |  | Cancelled, Abated or Adjusted (1969)       |  |
| Public Buildings and Grounds           | 6,550.00   | CAPITAL DEBT AUTHORIZED, DECEMBER 31, 1969 |  | Transfers to Tax Title Liens or Foreclosed |  |
| Other Public Works                     |            | ISSUED AND UNISSUED                        |  | Balance December 31, 1969                  |  |
| HEALTH and WELFARE                     |            | SCHOOL                                     |  | TAX TITLE LIENS OUTSTANDING                |  |
| Health Services Except Environmental   | 2,500.00   | GROSS DEBT                                 |  | Balance January 1, 1969                    |  |
| Welfare-Public Assistance              | 175.00     | NET DEBT                                   |  | Transfers From Taxes                       |  |
| Hospitals, Clinics, First Aid          |            | Self-liquidating                           |  | Redeemed in 1969                           |  |
| Animal, Insect, & Rodent Control       |            | Other                                      |  | Cancelled, Abated or Adjusted (1969)       |  |
| Other Welfare Services                 |            | Total                                      |  | Transfers to Foreclosed Property           |  |
| RECREATION and CONSERVATION            |            | ISSUED AND OUTSTANDING                     |  | Balance December 31, 1969                  |  |
| Beaches and Boardwalks                 |            | SCHOOL                                     |  | PROPERTY ACQUIRED BY DEED OR               |  |
| Parks, Playgrounds, Shade Trees        | 4,450.00   | Self-liquidating                           |  | FORECLOSURE                                |  |
| Land Reclamation & Conservation        |            | Other                                      |  | Balance January 1, 1969                    |  |
| Other Recreational Services            | 400.00     | Total                                      |  | Transfers From Taxes or Liens              |  |
| EDUCATION (excluding schools)          |            | EQUALIZED VALUATION BASIS                  |  | Sale for Cash (1969)                       |  |
| Libraries                              | 4,200.00   | FOR NET DEBT COMPUTATION                   |  | Cancelled, Abated or Adjusted (1969)       |  |
| Other Educational Services             |            | 1969 CAPITAL OUTLAY                        |  | Balance December 31, 1969                  |  |
| STATUTORY EXPENDITURES                 |            | TOTAL                                      |  | CURRENT FINANCES DECEMBER 31, 1969         |  |
| Pensions & F.I.C.A.                    | 9,561.00   | Beaches and Boardwalks                     |  | ASSETS                                     |  |
| Employee Fringe Benefits               | 3,100.02   | Parks and Playgrounds                      |  | Cash Dec. 31, 1969                         |  |
| Other Statutory Expenditures           |            | Public Buildings and Grounds               |  | Taxes Receivable                           |  |
| MUNICIPAL FUNCTIONS                    | 144,400.56 | Vehicular Equipment                        |  | Tax Title Liens                            |  |
| CAPITAL IMPROVEMENTS                   | 17,000.00  | Streets, Roads, Sidewalks, Storm Sewers    |  | Foreclosed Property                        |  |
| DEBT SERVICE                           |            | Sewer System                               |  | Emergencies & Other Deferred Charges       |  |
| Principal Payments                     |            | Water Service                              |  | State Aid Receivable                       |  |
| Interest Payments                      | 500.00     | Other Utilities                            |  | Other Receivables                          |  |
| DEFERRED CHARGES                       | 923.73     | Hospitals and Clinics                      |  | Total                                      |  |
| SCHOOL, COUNTY, SPECIAL DISTRICT TAXES | 516,044.12 | Garbage and Trash Disposal Facilities      |  | LIABILITIES                                |  |
| RESERVE FOR UNCOLLECTED TAXES          | 53,676.65  | Health Equipment                           |  | Cash Liabilities                           |  |
|  |            | Library and Education Facilities           |  | Reserves for Receivables                   |  |
|  |            | Conservation and Recreation                |  | Surplus Dec. 31, 1969                      |  |
| EXPENDITURES                           |            | Other Expenditures                         |  | Total                                      |  |
| TOTAL                                  | 732,545.06 |  |  |  |  |

1707  
Population 1960 6,176  
Population 1969 6,400  
Moody Rating  
Land Area .78 Sq. Miles

PENNS GROVE BORO - SALEM COUNTY  
Net Valuation Taxable 5,351,048  
State Equalized Value 16,790,235  
Net Valuation on Which County Taxes are apportioned: 16,414,330  
State Equalization Ratio .3187  
General Tax Rate Per \$100. 12.26  
State Equalized General Tax Rate: 3.90

PER CAPITA:  
Gross Debt 215.92  
Net Debt  
Debt Service .02  
Total Tax Levy 99.59  
Municipal Expenditures 59.08

PER CENT:  
Gross Debt 9.33  
Net Debt  
Tax Levy Collected 89.91  
Tax Levy Cancelled, Abated or Adjusted

| 1969 EXPENDITURES                      |            | 1969 REVENUES   |                  | 1969 PROPERTY TAX                          |                 |
|--|------------|---|------------------|--|-----------------|
| GENERAL GOVERNMENT                     |            | 1969 — Property Taxes Collected 573,054.52  |                  | STATE EQUALIZED TAX RATE                   |                 |
| Governing Body & Public Boards         |            | 1969 Payments in Lieu of Taxes  |                  | Local District School Taxes                |                 |
| Municipal Clerk                        | 16,450.00  | Delinquent Tax & Lien Collections   | 44,210.46        | Regional & Consolidated School Tax         | 2.13 357,611.93 |
| Financial Administration               | 3,700.00   | Business Personalty Replacement Taxes   | 48,234.00        | School Taxes in Municipal Budget           |                 |
| Assessment of Taxes                    | 6,950.00   | Taxes from Public Utilities   | 60,585.97        | County Taxes                               | .83 139,005.59  |
| Collection of Taxes                    | 700.00     | Other Miscellaneous Tax Revenues  | 36,551.71        | County Library Taxes                       |                 |
| Planning, Housing & Development        |            | State Aid Revenues  |                  | Local Municipal Purpose Taxes              | .80 133,535.54  |
| Human Resources                        |            | Federal Aid Revenues  |                  | Veteran & Senior Citizen Taxes             | .15 25,820.00   |
| Elections                              |            | Sale of Acquired Property   |                  | Total Taxes for Rate Computation           | 3.91 655,973.06 |
| General Administration (other)         | 18,200.00  | Other Miscellaneous Revenues  | 22,283.14        | Special District Taxes                     |                 |
| JUDICIARY                              |            | 1969 Revenues   | Total 784,919.80 | Bank Stock Taxes                           | 5,732.22        |
| Municipal Courts                       | 4,600.00   | Prior Years Surplus Appropriated  | 30,000.00        | Added and Omitted Taxes                    | 1,458.92        |
| PUBLIC SAFETY                          |            | REVENUES  | TOTAL 814,919.80 | Total Taxes Levied - ABSTRACT              | 637,344.20      |
| Fire Protection                        | 9,700.00   | 1969 REAL PROPERTY VALUATIONS   |                  | TOTAL TAXES BILLED                         | 637,344.22      |
| Police Protection                      | 113,800.00 | Code Class # of Parcels %VAL'N ASSESSED VALUATION   |                  | 1969 TAXES COLLECTED                       | 573,054.52      |
| Civil Defense & Disaster Control       | 400.00     | 1 Vacant Land 332 2.57  | 125,282.00       | 1969 Taxes Cancelled, Abated or Adjusted   |                 |
| Environmental Inspection & Control     | 3,750.00   | 2 Residential 1341 71.07  | 3,468,895.00     | Transfer to Tax Title Liens or Foreclosed  |                 |
| Other Public Safety                    |            | 3 Farm  |                  | Balance Outstanding Dec. 31, 1969          | 64,289.70       |
| PUBLIC WORKS                           |            | 4a Commercial 110 24.55   | 1,198,205.00     | PRIOR YEARS TAXES OUTSTANDING              |                 |
| Streets and Drainage                   | 60,335.38  | 4b Industrial   |                  | Balance January 1, 1969                    | 41,983.40       |
| Sewers and Sewage Processing           | 15,000.00  | 4c Apartments 10 1.81   | 88,488.00        | Collected in 1969                          | 40,652.01       |
| Garbage and Trash Disposal             | 6,424.62   | Total 1793 100.00   | 4,880,870.00     | Cancelled, Abated or Adjusted (1969)       |                 |
| Public Buildings and Grounds           |            | CAPITAL DEBT AUTHORIZED, DECEMBER 31, 1969  |                  | Transfers to Tax Title Liens or Foreclosed |                 |
| Other Public Works                     |            | ISSUED AND UNISSUED GROSS DEBT NET DEBT   |                  | Balance December 31, 1969                  | 1,331.39        |
| HEALTH and WELFARE                     |            | SCHOOL Self-liquidating Other Total 1,381,877   |                  | TAX TITLE LIENS OUTSTANDING                |                 |
| Health Services Except Environmental   | 4,380.00   | ISSUED AND OUTSTANDING  |                  | Balance January 1, 1969                    | 21,084.51       |
| Welfare-Public Assistance              | 4,800.00   | SCHOOL Self-liquidating Other Total 1,381,877.13  |                  | Transfers From Taxes                       |                 |
| Hospitals, Clinics, First Aid          | 1,000.00   | EQUALIZED VALUATION BASIS FOR NET DEBT COMPUTATION  |                  | Redeemed in 1969                           | 3,558.45        |
| Animal, Insect, & Rodent Control       | 1,200.00   | 1969 CAPITAL OUTLAY TOTAL 5,495.00  |                  | Cancelled, Abated or Adjusted (1969)       |                 |
| Other Welfare Services                 |            | Beaches and Boardwalks Parks and Playgrounds Public Buildings and Grounds Vehicular Equipment   |                  | Transfers to Foreclosed Property           |                 |
| RECREATION and CONSERVATION            |            | Streets, Roads, Sidewalks, Storm Sewers Sewer System Water Service Other Utilities Hospitals and Clinics Garbage and Trash Disposal Facilities Health Equipment Library and Education Facilities Conservation and Recreation Other Expenditures |                  | Balance December 31, 1969                  | 17,526.06       |
| Beaches and Boardwalks                 | 200.00     | 14,814,335.33   |                  | PROPERTY ACQUIRED BY DEED OR FORECLOSURE   |                 |
| Parks, Playgrounds, Shade Trees        |            | 1,381,877.13  |                  | Balance January 1, 1969                    | 7,100.00        |
| Land Reclamation & Conservation        | 14,700.00  | 5,495.00  |                  | Transfers From Taxes or Liens              |                 |
| Other Recreational Services            |            | 1,381,877.13  |                  | Sale for Cash (1969)                       |                 |
| EDUCATION (excluding schools)          |            | 14,814,335.33   |                  | Cancelled, Abated or Adjusted (1969)       |                 |
| Libraries                              | 6,800.00   | 5,495.00  |                  | Balance December 31, 1969                  | 7,100.00        |
| Other Educational Services             |            | 5,495.00  |                  | CURRENT FINANCES DECEMBER 31, 1969         |                 |
| STATUTORY EXPENDITURES                 |            | 5,495.00  |                  | ASSETS                                     |                 |
| Pensions & F.I.C.A.                    | 16,547.85  | 5,495.00  |                  | Cash Dec. 31, 1969                         | 87,550.84       |
| Employee Fringe Benefits               |            | 5,495.00  |                  | Taxes Receivable                           | 65,621.09       |
| Other Statutory Expenditures           |            | 5,495.00  |                  | Tax Title Liens                            | 17,526.06       |
| MUNICIPAL FUNCTIONS                    |            | 5,495.00  |                  | Foreclosed Property                        | 7,100.00        |
| CAPITAL IMPROVEMENTS                   | 4,000.00   | 5,495.00  |                  | Emergencies & Other Deferred Charges       | 434.00          |
| DEBT SERVICE                           |            | 5,495.00  |                  | State Aid Receivable                       | 265.54          |
| Principal Payments                     | 100.00     | 5,495.00  |                  | Other Receivables                          | 3,825.83        |
| Interest Payments                      |            | 5,495.00  |                  | Total                                      | 182,323.36      |
| DEFERRED CHARGES                       | 2,700.00   | 5,495.00  |                  | LIABILITIES                                |                 |
| SCHOOL, COUNTY, SPECIAL DISTRICT TAXES | 496,617.52 | 5,495.00  |                  | Cash Liabilities                           | 47,212.04       |
| RESERVE FOR UNCOLLECTED TAXES          | 61,688.42  | 5,495.00  |                  | Reserves for Receivables                   | 94,072.98       |
| EXPENDITURES                           |            | 5,495.00  |                  | Surplus Dec. 31, 1969                      | 41,038.34       |
| TOTAL                                  | 874,743.79 | 5,495.00  |                  | Total                                      | 182,323.36      |



0427  
Population 1960 33,771  
Population 1969 38,840  
Moody Rating BAA  
Land Area 10.21 Sq. Miles

PENNSAUKEN TWP - CAMDEN COUNTY  
Net Valuation Taxable 111,214,058  
State Equalized Value 245,180,903  
Net Valuation on Which County Taxes are apportioned: 262,236,235  
State Equalization Ratio .4536  
General Tax Rate Per \$100. 6.60  
State Equalized General Tax Rate: 2.99

PER CAPITA:  
Gross Debt 311.80  
Net Debt 85.95  
Debt Service 4.50  
Total Tax Levy 185.45  
Municipal Expenditures 69.01  
PER CENT:  
Gross Debt 4.98  
Net Debt 1.37  
Tax Levy Collected 97.43  
Tax Levy Cancelled, Abated or Adjusted .25

| 1969 EXPENDITURES                      |                     | 1969 REVENUES                         |              | 1969 PROPERTY TAX                          |              |
|--|---------------------|---------------------------------------|--------------|--|--------------|
| <b>GENERAL GOVERNMENT</b>              |                     | 1969 — Property Taxes Collected       |              | <b>STATE EQUALIZED TAX RATE</b>            |              |
| Governing Body & Public Boards         |                     | 1969 Payments in Lieu of Taxes        | 6,992,905.52 | Local District School Taxes                | 1.72         |
| Municipal Clerk                        |                     | Delinquent Tax & Lien Collections     | 235,855.98   | Regional & Consolidated School Tax         |              |
| Financial Administration               | 28,200.00           | Business Personalty Replacement Taxes | 703,257.00   | School Taxes in Municipal Budget           |              |
| Assessment of Taxes                    | 41,700.00           | Taxes from Public Utilities           | 546,200.45   | County Taxes                               | 1.00         |
| Collection of Taxes                    | 36,600.00           | Other Miscellaneous Tax Revenues      | 3,072.05     | County Library Taxes                       |              |
| Planning, Housing & Development        | 7,700.00            | State Aid Revenues                    | 155,242.60   | Local Municipal Purpose Taxes              | .18          |
| Human Resources                        |                     | Federal Aid Revenues                  |              | Veteran & Senior Citizen Taxes             | .10          |
| Elections                              |                     | Sale of Acquired Property             | 1,450.00     | Total Taxes for Rate Computation           | 3.00         |
| General Administration (other)         | 139,700.00          | Other Miscellaneous Revenues          | 265,764.50   | Special District Taxes                     |              |
| <b>JUDICIARY</b>                       |                     | 1969 Revenues                         | 8,903,748.10 | Bank Stock Taxes                           | 13,618.56    |
| Municipal Courts                       | 25,600.00           | Prior Years Surplus Appropriated      | 400,000.00   | Added and Omitted Taxes                    | 72,129.47    |
| <b>PUBLIC SAFETY</b>                   |                     | <b>REVENUES</b>                       | <b>TOTAL</b> | Total Taxes Levied - ABSTRACT              | 7,203,064.23 |
| Fire Protection                        | 136,200.00          |                                       | 9,303,748.10 | <b>TOTAL TAXES BILLED</b>                  | 7,177,467.67 |
| Police Protection                      | 565,365.00          |                                       |              | 1969 TAXES COLLECTED                       | 6,992,905.52 |
| Civil Defense & Disaster Control       | 7,500.00            |                                       |              | 1969 Taxes Cancelled, Abated or Adjusted   | 18,164.96    |
| Environmental Inspection & Control     |                     |                                       |              | Transfer to Tax Title Liens or Foreclosed  | 7,318.60     |
| Other Public Safety                    |                     |                                       |              | Balance Outstanding Dec. 31, 1969          | 159,078.59   |
| <b>PUBLIC WORKS</b>                    |                     |                                       |              | <b>PRIOR YEARS TAXES OUTSTANDING</b>       |              |
| Streets and Drainage                   | 307,000.00          |                                       |              | Balance January 1, 1969                    | 255,362.17   |
| Sewers and Sewage Processing           |                     |                                       |              | Collected in 1969                          | 230,425.24   |
| Garbage and Trash Disposal             | 413,333.30          |                                       |              | Cancelled, Abated or Adjusted (1969)       | 12,272.36    |
| Public Buildings and Grounds           | 25,230.00           |                                       |              | Transfers to Tax Title Liens or Foreclosed |              |
| Other Public Works                     |                     |                                       |              | Balance December 31, 1969                  | 12,664.57    |
| <b>HEALTH and WELFARE</b>              |                     |                                       |              | <b>TAX TITLE LIENS OUTSTANDING</b>         |              |
| Health Services Except Environmental   | 25,200.00           |                                       |              | Balance January 1, 1969                    | 16,319.36    |
| Welfare-Public Assistance              | 7,500.00            |                                       |              | Transfers From Taxes                       | 7,318.60     |
| Hospitals, Clinics, First Aid          |                     |                                       |              | Redeemed in 1969                           | 5,430.74     |
| Animal, Insect, & Rodent Control       |                     |                                       |              | Cancelled, Abated or Adjusted (1969)       |              |
| Other Welfare Services                 |                     |                                       |              | Transfers to Foreclosed Property           |              |
| <b>RECREATION and CONSERVATION</b>     |                     |                                       |              | Balance December 31, 1969                  | 18,207.22    |
| Beaches and Boardwalks                 |                     |                                       |              | <b>PROPERTY ACQUIRED BY DEED OR</b>        |              |
| Parks, Playgrounds, Shade Trees        | 58,000.00           |                                       |              | <b>FORECLOSURE</b>                         |              |
| Land Reclamation & Conservation        |                     |                                       |              | Balance January 1, 1969                    | 294,172.50   |
| Other Recreational Services            | 34,010.00           |                                       |              | Transfers From Taxes or Liens              |              |
| <b>EDUCATION (excluding schools)</b>   |                     |                                       |              | Sale for Cash (1969)                       | 1,450.00     |
| Libraries                              | 45,450.00           |                                       |              | Cancelled, Abated or Adjusted (1969)       |              |
| Other Educational Services             |                     |                                       |              | Balance December 31, 1969                  | 292,722.50   |
| <b>STATUTORY EXPENDITURES</b>          |                     |                                       |              | <b>CURRENT FINANCES DECEMBER 31, 1969</b>  |              |
| Pensions & F.I.C.A.                    | 87,349.81           |                                       |              | <b>ASSETS</b>                              |              |
| Employee Fringe Benefits               | 29,650.00           |                                       |              | Cash Dec. 31, 1969                         | 964,192.32   |
| Other Statutory Expenditures           |                     |                                       |              | Taxes Receivable                           | 171,743.16   |
| <b>MUNICIPAL FUNCTIONS</b>             |                     |                                       |              | Tax Title Liens                            | 18,207.22    |
| <b>CAPITAL IMPROVEMENTS</b>            |                     |                                       |              | Foreclosed Property                        | 292,722.50   |
| <b>DEBT SERVICE</b>                    |                     |                                       |              | Emergencies & Other Deferred Charges       | 135,418.30   |
| Principal Payments                     | 103,600.00          |                                       |              | State Aid Receivable                       | 97,233.50    |
| Interest Payments                      | 71,000.00           |                                       |              | Other Receivables                          | 11,753.94    |
| <b>DEFERRED CHARGES</b>                |                     |                                       |              | Total                                      | 1,691,270.94 |
| SCHOOL, COUNTY, SPECIAL DISTRICT TAXES | 23,418.49           |                                       |              | <b>LIABILITIES</b>                         |              |
| <b>RESERVE FOR UNCOLLECTED TAXES</b>   |                     |                                       |              | Cash Liabilities                           | 312,397.23   |
|  | 6,666,059.27        |                                       |              | Reserves for Receivables                   | 494,426.82   |
|  | 396,526.70          |                                       |              | Surplus Dec. 31, 1969                      | 884,446.89   |
| <b>EXPENDITURES</b>                    |                     |                                       |              | Total                                      | 1,691,270.94 |
| <b>TOTAL</b>                           | <b>9,346,477.57</b> |                                       |              |  |              |

1708  
Population 1960 10,417  
Population 1969 13,970  
  
Moody Rating  
Land Area 23.95 Sq. Miles

PENNSVILLE TWP - SALEM COUNTY  
Net Valuation Taxable 22,558,231  
State Equalized Value 82,843,301 General Tax Rate Per \$100. 14.77  
Net Valuation on Which County Taxes are apportioned: 149,895,761 State Equalized  
State Equalization Ratio .2723 General Tax Rate: 4.02

PER CAPITA:  
Gross Debt 257.70  
Net Debt 22.99  
Debt Service .14  
Total Tax Levy 234.12  
Municipal Expenditures 232.08

PER CENT:  
Gross Debt 5.11  
Net Debt .46  
Tax Levy Collected 94.05  
Tax Levy Cancelled, Abated or Adjusted

| 1969 EXPENDITURES                      |                           | 1969 REVENUES                                     |                           | 1969 PROPERTY TAX                          |                   |
|--|---------------------------|---|---------------------------|--|-------------------|
| <b>GENERAL GOVERNMENT</b>              |                           |   |                           | <b>STATE EQUALIZED TAX RATE</b>            |                   |
| Governing Body & Public Boards         | 10,000.00                 | 1969 — Property Taxes Collected                   | 3,074,350.60              | Local District School Taxes                | 2.40 1,989,817.55 |
| Municipal Clerk                        | 4,000.00                  | 1969 Payments in Lieu of Taxes                    |                           | Regional & Consolidated School Tax         |                   |
| Financial Administration               | 27,238.17                 | Delinquent Tax & Lien Collections                 | 143,450.68                | School Taxes in Municipal Budget           |                   |
| Assessment of Taxes                    | 15,955.31                 | Business Personalty Replacement Taxes             | 1,785,829.00              | County Taxes                               | 1.54 1,272,097.04 |
| Collection of Taxes                    | 22,358.00                 | Taxes from Public Utilities                       | 1,085,681.28              | County Library Taxes                       |                   |
| Planning, Housing & Development        | 4,850.00                  | Other Miscellaneous Tax Revenues                  |                           | Local Municipal Purpose Taxes              |                   |
| Human Resources                        |                           | State Aid Revenues                                | 99,857.64                 | Veteran & Senior Citizen Taxes             | .09 72,230.00     |
| Elections                              |                           | Federal Aid Revenues                              |                           | Total Taxes for Rate Computation           | 4.03 3,334,144.59 |
| General Administration (other)         | 34,400.00                 | Sale of Acquired Property                         |                           | Special District Taxes                     |                   |
| <b>JUDICIARY</b>                       |                           | Other Miscellaneous Revenues                      | 149,142.09                | Bank Stock Taxes                           | 2,543.24          |
| Municipal Courts                       | 7,500.00                  | 1969 Revenues                                     | 6,338,311.29              | Added and Omitted Taxes                    | 6,150.89          |
| <b>PUBLIC SAFETY</b>                   |                           | Prior Years Surplus Appropriated                  | 230,000.00                | Total Taxes Levied - ABSTRACT              | 3,270,608.72      |
| Fire Protection                        | 29,898.00                 | <b>REVENUES</b>                                   | <b>TOTAL</b> 6,568,311.29 | <b>TOTAL TAXES BILLED</b>                  | 3,268,866.83      |
| Police Protection                      | 205,881.28                |   |                           | <b>1969 TAXES COLLECTED</b>                | 3,074,350.60      |
| Civil Defense & Disaster Control       | 1,750.00                  | <b>1969 REAL PROPERTY VALUATIONS</b>              |                           | 1969 Taxes Cancelled, Abated or Adjusted   |                   |
| Environmental Inspection & Control     | 3,266.30                  | Code Class # of Parcels %VAL'N                    | <b>ASSESSED VALUATION</b> | Transfer to Tax Title Liens or Foreclosed  |                   |
| Other Public Safety                    |                           | 1 Vacant Land 2221 1.59                           | 353,032.00                | Balance Outstanding Dec. 31, 1969          | 194,516.23        |
| <b>PUBLIC WORKS</b>                    |                           | 2 Residential 3586 30.99                          | 6,865,345.00              | <b>PRIOR YEARS TAXES OUTSTANDING</b>       |                   |
| Streets and Drainage                   | 332,224.11                | 3 Farm 107 .67                                    | 150,028.00                | Balance January 1, 1969                    | 146,443.94        |
| Sewers and Sewage Processing           | 143,205.92                | 4a Commercial 169 4.84                            | 1,071,025.00              | Collected in 1969                          | 141,235.53        |
| Garbage and Trash Disposal             | 49,360.53                 | 4b Industrial 6 60.55                             | 13,412,196.00             | Cancelled, Abated or Adjusted (1969)       |                   |
| Public Buildings and Grounds           | 28,476.10                 | 4c Apartments 6 1.35                              | 299,000.00                | Transfers to Tax Title Liens or Foreclosed |                   |
| Other Public Works                     |                           | Total 6095 99.99                                  | 22,150,626.00             | Balance December 31, 1969                  | 5,208.41          |
| <b>HEALTH and WELFARE</b>              |                           | <b>CAPITAL DEBT AUTHORIZED, DECEMBER 31, 1969</b> |                           | <b>TAX TITLE LIENS OUTSTANDING</b>         |                   |
| Health Services Except Environmental   | 16,796.00                 | ISSUED AND UNISSUED                               | GROSS DEBT                | Balance January 1, 1969                    | 7,912.77          |
| Welfare-Public Assistance              | 8,400.00                  | School  | 3,139,000                 | Transfers From Taxes                       |                   |
| Hospitals, Clinics, First Aid          | 3,000.00                  | Self-liquidating                                  | 461,000                   | Redeemed in 1969                           | 2,215.15          |
| Animal, Insect, & Rodent Control       | 15,033.20                 | Other   |                           | Cancelled, Abated or Adjusted (1969)       |                   |
| Other Welfare Services                 |                           | Total   | 3,600,000                 | Transfers to Foreclosed Property           |                   |
| <b>RECREATION and CONSERVATION</b>     |                           |   |                           | Balance December 31, 1969                  | 5,697.62          |
| Beaches and Boardwalks                 | 6,517.80                  | <b>ISSUED AND OUTSTANDING</b>                     |                           | <b>PROPERTY ACQUIRED BY DEED OR</b>        |                   |
| Parks, Playgrounds, Shade Trees        |                           | School  | 3,139,000.00              | <b>FORECLOSURE</b>                         |                   |
| Land Reclamation & Conservation        |                           | Self-Liquidating                                  | 461,000.00                | Balance January 1, 1969                    | 23,460.00         |
| Other Recreational Services            | 17,400.00                 | Other   |                           | Transfers From Taxes or Liens              |                   |
| <b>EDUCATION (excluding schools)</b>   |                           | Total   | 3,600,000.00              | Sale for Cash (1969)                       |                   |
| Libraries                              | 12,000.00                 | <b>EQUALIZED VALUATION BASIS</b>                  |                           | Cancelled, Abated or Adjusted (1969)       |                   |
| Other Educational Services             | 1,565,000.00              | <b>FOR NET DEBT COMPUTATION</b>                   | 70,444,065.00             | Balance December 31, 1969                  | 23,460.00         |
| <b>STATUTORY EXPENDITURES</b>          |                           | 1969 CAPITAL OUTLAY                               | TOTAL 264,349.38          | <b>CURRENT FINANCES DECEMBER 31, 1969</b>  |                   |
| Pensions & F.I.C.A.                    | 48,300.00                 | Beaches and Boardwalks                            |                           | <b>ASSETS</b>                              |                   |
| Employee Fringe Benefits               | 23,200.00                 | Parks and Playgrounds                             |                           | Cash Dec. 31, 1969                         | 602,321.89        |
| Other Statutory Expenditures           |                           | Public Buildings and Grounds                      |                           | Taxes Receivable                           | 199,724.64        |
| <b>MUNICIPAL FUNCTIONS</b>             |                           | Vehicular Equipment                               |                           | Tax Title Liens                            | 5,697.62          |
| <b>CAPITAL IMPROVEMENTS</b>            |                           | Streets, Roads, Sidewalks, Storm Sewers           | 229,349.38                | Foreclosed Property                        | 23,460.00         |
| <b>DEBT SERVICE</b>                    |                           | Sewer System                                      |                           | Emergencies & Other Deferred Charges       | 32,300.00         |
| Principal Payments                     |                           | Water Service                                     |                           | State Aid Receivable                       | 72,000.00         |
| Interest Payments                      | 2,000.00                  | Other Utilities                                   |                           | Other Receivables                          | 4,935.73          |
|  |                           | Hospitals and Clinics                             |                           | Total                                      | 940,439.88        |
| <b>DEFERRED CHARGES</b>                |                           | Garbage and Trash Disposal Facilities             |                           | <b>LIABILITIES</b>                         |                   |
| SCHOOL, COUNTY, SPECIAL DISTRICT TAXES | 59,293.80                 | Health Equipment                                  |                           | Cash Liabilities                           | 261,175.79        |
| RESERVE FOR UNCOLLECTED TAXES          | 3,261,914.59              | Library and Education Facilities                  |                           | Reserves for Receivables                   | 233,817.99        |
|  | 280,452.86                | Conservation and Recreation                       |                           | Surplus Dec. 31, 1969                      | 445,446.10        |
| <b>EXPENDITURES</b>                    | <b>TOTAL</b> 6,504,021.35 | Other Expenditures                                | 35,000.00                 | Total                                      | 940,439.88        |

1431  
Population 1960 10,553  
Population 1969 14,460  
Moody Rating  
Land Area 6.90 Sq Miles

PEQUANNOCK TWP - MORRIS COUNTY  
Net Valuation Taxable 38,773,527  
State Equalized Value 108,457,418  
Net Valuation on Which County Taxes are apportioned: 102,331,966  
State Equalization Ratio .3575  
General Tax Rate Per \$100. 8.98  
State Equalized General Tax Rate: 3.21

PER CAPITA:  
Gross Debt 297.21  
Net Debt 19.01  
Debt Service  
Total Tax Levy 236.14  
Municipal Expenditures 85.72  
PER CENT:  
Gross Debt 4.30  
Net Debt .27  
Tax Levy Collected 97.54  
Tax Levy Cancelled, Abated or Adjusted .06

| 1969 EXPENDITURES                      |              | 1969 REVENUES                         |  | 1969 PROPERTY TAX                               |              |
|--|--------------|---------------------------------------|--|---|--------------|
| <b>GENERAL GOVERNMENT</b>              |              | 1969 — Property Taxes Collected       |  | <b>STATE EQUALIZED TAX RATE</b>                 |              |
| Governing Body & Public Boards         |              | 1969 Payments in Lieu of Taxes        |  | Local District School Taxes                     | 2.27         |
| Municipal Clerk                        |              | Delinquent Tax & Lien Collections     |  | Regional & Consolidated School Tax              |              |
| Financial Administration               | 32,960.00    | Business Personalty Replacement Taxes |  | School Taxes in Municipal Budget                |              |
| Assessment of Taxes                    | 55,950.00    | Taxes from Public Utilities           |  | County Taxes                                    | .38          |
| Collection of Taxes                    | 9,100.00     | Other Miscellaneous Tax Revenues      |  | County Library Taxes                            |              |
| Planning, Housing & Development        | 11,360.00    | State Aid Revenues                    |  | Local Municipal Purpose Taxes                   | .48          |
| Human Resources                        |              | Federal Aid Revenues                  |  | Veteran & Senior Citizen Taxes                  | .08          |
| Elections                              |              | Sale of Acquired Property             |  | Total Taxes for Rate Computation                | 3.21         |
| General Administration (other)         | 74,734.93    | Other Miscellaneous Revenues          |  | Special District Taxes                          |              |
| <b>JUDICIARY</b>                       |              | 1969 Revenues                         |  | Bank Stock Taxes                                | 1,451.64     |
| Municipal Courts                       | 5,662.45     | Prior Years Surplus Appropriated      |  | Added and Omitted Taxes                         | 19,851.15    |
| <b>PUBLIC SAFETY</b>                   |              | <b>TOTAL</b>                          |  | Total Taxes Levied - ABSTRACT                   | 3,414,608.28 |
| Fire Protection                        | 48,000.00    | 1969 REAL PROPERTY VALUATIONS         |  | <b>TOTAL TAXES BILLED</b>                       | 3,417,025.51 |
| Police Protection                      | 224,134.58   |                                       |  | 1969 TAXES COLLECTED                            | 3,333,116.74 |
| Civil Defense & Disaster Control       | 915.00       |                                       |  | 1969 Taxes Cancelled, Abated or Adjusted        | 2,000.00     |
| Environmental Inspection & Control     | 9,025.00     |                                       |  | Transfer to Tax Title Liens or Foreclosed       | 10,677.22    |
| Other Public Safety                    | 100.00       |                                       |  | Balance Outstanding Dec. 31, 1969               | 71,231.55    |
| <b>PUBLIC WORKS</b>                    |              |                                       |  | <b>PRIOR YEARS TAXES OUTSTANDING</b>            |              |
| Streets and Drainage                   | 128,328.94   |                                       |  | Balance January 1, 1969                         | 79,430.43    |
| Sewers and Sewage Processing           |              |                                       |  | Collected in 1969                               | 64,235.27    |
| Garbage and Trash Disposal             |              |                                       |  | Cancelled, Abated or Adjusted (1969)            |              |
| Public Buildings and Grounds           | 41,383.94    |                                       |  | Transfers to Tax Title Liens or Foreclosed      | 811.37       |
| Other Public Works                     | 7,100.00     |                                       |  | Balance December 31, 1969                       | 14,383.79    |
| <b>HEALTH and WELFARE</b>              |              |                                       |  | <b>TAX TITLE LIENS OUTSTANDING</b>              |              |
| Health Services Except Environmental   | 46,565.00    |                                       |  | Balance January 1, 1969                         | 28,504.55    |
| Welfare-Public Assistance              | 5,625.00     |                                       |  | Transfers From Taxes                            | 11,616.19    |
| Hospitals, Clinics, First Aid          | 2,000.00     |                                       |  | Redeemed in 1969                                | 502.66       |
| Animal, Insect, & Rodent Control       | 3,394.00     |                                       |  | Cancelled, Abated or Adjusted (1969)            |              |
| Other Welfare Services                 |              |                                       |  | Transfers to Foreclosed Property                |              |
| <b>RECREATION and CONSERVATION</b>     |              |                                       |  | Balance December 31, 1969                       | 39,618.08    |
| Beaches and Boardwalks                 |              |                                       |  | <b>PROPERTY ACQUIRED BY DEED OR FORECLOSURE</b> |              |
| Parks, Playgrounds, Shade Trees        | 34,000.00    |                                       |  | Balance January 1, 1969                         | 8,950.00     |
| Land Reclamation & Conservation        | 8,000.00     |                                       |  | Transfers From Taxes or Liens                   |              |
| Other Recreational Services            | 2,500.00     |                                       |  | Sale for Cash (1969)                            |              |
| <b>EDUCATION (exclusing schools)</b>   |              |                                       |  | Cancelled, Abated or Adjusted (1969)            |              |
| Libraries                              | 77,800.00    |                                       |  | Balance December 31, 1969                       | 8,950.00     |
| Other Educational Services             |              |                                       |  | <b>CURRENT FINANCES DECEMBER 31, 1969</b>       |              |
| <b>STATUTORY EXPENDITURES</b>          |              |                                       |  | <b>ASSETS</b>                                   |              |
| Pensions & F.I.C.A.                    | 53,366.06    |                                       |  | Cash Dec. 31, 1969                              | 458,067.38   |
| Employee Fringe Benefits               | 13,536.70    |                                       |  | Taxes Receivable                                | 85,615.34    |
| Other Statutory Expenditures           |              |                                       |  | Tax Title Liens                                 | 39,618.08    |
| <b>MUNICIPAL FUNCTIONS</b>             |              |                                       |  | Foreclosed Property                             | 8,950.00     |
| <b>CAPITAL IMPROVEMENTS</b>            |              |                                       |  | Emergencies & Other Deferred Charges            | 32,241.37    |
| <b>DEBT SERVICE</b>                    |              |                                       |  | State Aid Receivable                            | 40,836.57    |
| Principal Payments                     |              |                                       |  | Other Receivables                               | 22,431.30    |
| Interest Payments                      |              |                                       |  | Total   | 687,760.04   |
| <b>DEFERRED CHARGES</b>                |              |                                       |  | <b>LIABILITIES</b>                              |              |
| SCHOOL, COUNTY, SPECIAL DISTRICT TAXES | 2,872,884.60 |                                       |  | Cash Liabilities                                | 207,646.39   |
| RESERVE FOR UNCOLLECTED TAXES          | 221,532.02   |                                       |  | Reserves for Receivables                        | 156,614.72   |
| <b>EXPENDITURES</b>                    |              |                                       |  | Surplus Dec. 31, 1969                           | 323,498.93   |
| <b>TOTAL</b>                           | 4,112,463.28 |                                       |  | Total   | 687,760.04   |

1216  
Population 1960 38,007  
Population 1969 40,950  
  
Moody Rating BAA  
Land Area 4.60 Sq Miles

PERTH AMBOY CITY - MIDDLESEX COUNTY  
Net Valuation Taxable 57,595,860  
State Equalized Value 196,572,901 General Tax Rate Per \$100. 17.72  
Net Valuation on Which County Taxes  
are apportioned: 267,959,890 State Equalized  
State Equalization Ratio .2930 General Tax Rate: 5.19

PER CAPITA:  
Gross Debt 367.01  
Net Debt 92.45  
Debt Service 17.80  
Total Tax Levy 245.97  
Municipal Expenditures 187.23

PER CENT:  
Gross Debt 7.99  
Net Debt 2.01  
Tax Levy Collected 93.72  
Tax Levy Cancelled, Abated  
or Adjusted

| 1969 EXPENDITURES                                   |  | 1969 REVENUES                                       |  | 1969 PROPERTY TAX                          |               |
|---|--|---|--|--|---------------|
| GENERAL GOVERNMENT                                  |  | 1969 — Property Taxes Collected 9,440,324.45        |  | STATE EQUALIZED TAX RATE                   |               |
| Governing Body & Public Boards                      |  | 1969 Payments in Lieu of Taxes 41,114.15            |  | Local District School Taxes 2.08           | 4,081,334.80  |
| Municipal Clerk 52,064.00                           |  | Delinquent Tax & Lien Collections 353,269.89        |  | Regional & Consolidated School Tax         |               |
| Financial Administration 180,337.00                 |  | Business Personality Replacement Taxes 1,216,360.00 |  | School Taxes in Municipal Budget .19       | 371,139.00    |
| Assessment of Taxes 219,378.00                      |  | Taxes from Public Utilities 403,087.94              |  | County Taxes .69                           | 1,354,567.02  |
| Collection of Taxes 83,571.00                       |  | Other Miscellaneous Tax Revenues                    |  | County Library Taxes                       |               |
| Planning, Housing & Development 147,682.00          |  | State Aid Revenues 316,930.63                       |  | Local Municipal Purpose Taxes 2.15         | 4,217,778.68  |
| Human Resources 400.00                              |  | Federal Aid Revenues                                |  | Veteran & Senior Citizen Taxes .09         | 175,430.00    |
| Elections 7,884.00                                  |  | Sale of Acquired Property                           |  | Total Taxes for Rate Computation 5.20      | 10,200,249.50 |
| General Administration (other) 141,834.00           |  | Other Miscellaneous Revenues 634,743.83             |  | Special District Taxes                     |               |
| JUDICIARY   |  | 1969 Revenues Total 12,405,830.89                   |  | Bank Stock Taxes                           | 16,221.32     |
| Municipal Courts 43,172.00                          |  | Prior Years Surplus Appropriated 550,000.00         |  | Added and Omitted Taxes                    | 31,401.81     |
| PUBLIC SAFETY                                       |  | REVENUES TOTAL 12,955,830.89                        |  | Total Taxes Levied - ABSTRACT              | 10,072,442.63 |
| Fire Protection 634,671.00                          |  |   |  | TOTAL TAXES BILLED                         | 10,072,442.63 |
| Police Protection 1,112,492.00                      |  |   |  | 1969 TAXES COLLECTED                       | 9,440,324.45  |
| Civil Defense & Disaster Control 6,350.00           |  |   |  | 1969 Taxes Cancelled, Abated or Adjusted   |               |
| Environmental Inspection & Control 28,527.68        |  |   |  | Transfer to Tax Title Liens or Foreclosed  |               |
| Other Public Safety 5,500.00                        |  |   |  | Balance Outstanding Dec. 31, 1969          | 632,118.18    |
| PUBLIC WORKS  |  |   |  | PRIOR YEARS TAXES OUTSTANDING              |               |
| Streets and Drainage 437,753.06                     |  |   |  | Balance January 1, 1969                    | 514,436.29    |
| Sewers and Sewage Processing 193,249.94             |  |   |  | Collected in 1969                          | 342,523.37    |
| Garbage and Trash Disposal 299,011.00               |  |   |  | Cancelled, Abated or Adjusted (1969)       |               |
| Public Buildings and Grounds 319,607.38             |  |   |  | Transfers to Tax Title Liens or Foreclosed |               |
| Other Public Works 3,000.00                         |  |   |  | Balance December 31, 1969                  | 171,912.92    |
| HEALTH and WELFARE                                  |  |   |  | TAX TITLE LIENS OUTSTANDING                |               |
| Health Services Except Environmental 158,065.00     |  |   |  | Balance January 1, 1969                    | 20,370.08     |
| Welfare-Public Assistance 98,366.00                 |  |   |  | Transfers From Taxes                       |               |
| Hospitals, Clinics, First Aid 25,000.00             |  |   |  | Redeemed in 1969                           | 10,746.52     |
| Animal, Insect, & Rodent Control 2,400.00           |  |   |  | Cancelled, Abated or Adjusted (1969)       |               |
| Other Welfare Services                              |  |   |  | Transfers to Foreclosed Property:          |               |
| RECREATION and CONSERVATION                         |  |   |  | Balance December 31, 1969                  | 9,623.56      |
| Beaches and Boardwalks                              |  |   |  | PROPERTY ACQUIRED BY DEED OR               |               |
| Parks, Playgrounds, Shade Trees 192,598.19          |  |   |  | FORECLOSURE                                |               |
| Land Reclamation & Conservation                     |  |   |  | Balance January 1, 1969                    | 52,445.00     |
| Other Recreational Services 314,656.53              |  |   |  | Transfers From Taxes or Liens              |               |
| EDUCATION (excl. schools)                           |  |   |  | Sale for Cash (1969)                       |               |
| Libraries 107,060.22                                |  |   |  | Cancelled, Abated or Adjusted (1969)       |               |
| Other Educational Services 1,100.00                 |  |   |  | Balance December 31, 1969                  | 52,445.00     |
| STATUTORY EXPENDITURES                              |  |   |  | CURRENT FINANCES DECEMBER 31, 1969         |               |
| Pensions & F.I.C.A. 604,100.00                      |  |   |  | ASSETS                                     |               |
| Employee Fringe Benefits 294,425.00                 |  |   |  | Cash Dec. 31, 1969                         | 1,705,212.40  |
| Other Statutory Expenditures                        |  |   |  | Taxes Receivable                           | 804,031.10    |
| MUNICIPAL FUNCTIONS TOTAL 5,714,255.00              |  |   |  | Tax Title Liens                            | 9,623.56      |
| CAPITAL IMPROVEMENTS 85,000.00                      |  |   |  | Foreclosed Property                        | 52,445.00     |
| DEBT SERVICE  |  |   |  | Emergencies & Other Deferred Charges       | 154,125.00    |
| Principal Payments 531,500.00                       |  |   |  | State Aid Receivable                       | 111,970.77    |
| Interest Payments 197,245.00                        |  |   |  | Other Receivables                          | 41,431.90     |
| TYPE I SCHL DEBT *MEMO                              |  |   |  | Total                                      | 2,878,839.73  |
| DEFERRED CHARGES 439,245.83                         |  |   |  | LIABILITIES                                |               |
| SCHOOL, COUNTY, SPECIAL DISTRICT TAXES 5,807,040.82 |  |   |  | Cash Liabilities                           | 810,658.01    |
| RESERVE FOR UNCOLLECTED TAXES 700,000.00            |  |   |  | Reserves for Receivables                   | 907,531.56    |
| EXPENDITURES TOTAL 13,474,286.65                    |  |   |  | Surplus Dec. 31, 1969                      | 1,160,650.16  |
|   |  |   |  | Total                                      | 2,878,839.73  |

2119  
Population 1960 18,502  
Population 1969 18,570  
A  
Moody Rating BAA  
Land Area 3.70 Sq. Miles

PHILLIPSBURG TOWN - WARREN COUNTY  
Net Valuation Taxable 62,569,828  
State Equalized Value 67,643,057  
Net Valuation on Which County Taxes are apportioned: 88,875,283  
State Equalization Ratio .9250  
General Tax Rate Per \$100. 3.94  
State Equalized General Tax Rate: 3.64

PER CAPITA:  
Gross Debt 188.10  
Net Debt 128.86  
Debt Service 16.58  
Total Tax Levy 127.43  
Municipal Expenditures 100.32

PER CENT:  
Gross Debt 5.31  
Net Debt 3.64  
Tax Levy Collected 93.06  
Tax Levy Cancelled, Abated or Adjusted .11

| 1969 EXPENDITURES                             |              | 1969 REVENUES                                     |               | 1969 PROPERTY TAX                          |                   |
|---|--------------|---|---------------|--|-------------------|
| <b>GENERAL GOVERNMENT</b>                     |              |   |               | <b>STATE EQUALIZED TAX RATE</b>            |                   |
| Governing Body & Public Boards                | 8,659.66     | 1969 — Property Taxes Collected                   | 2,205,886.27  | Local District School Taxes                | 1.74 1,176,381.00 |
| Municipal Clerk                               | 100.00       | 1969 Payments in Lieu of Taxes                    |               | Regional & Consolidated School Tax         |                   |
| Financial Administration                      | 8,398.71     | Delinquent Tax & Lien Collections                 | 163,591.95    | School Taxes in Municipal Budget           | .08 52,243.25     |
| Assessment of Taxes                           | 10,500.00    | Business Personalty Replacement Taxes             | 370,771.00    | County Taxes                               | .95 639,613.61    |
| Collection of Taxes                           | 19,800.00    | Taxes from Public Utilities                       | 208,108.50    | County Library Taxes                       |                   |
| Planning, Housing & Development               | 7,825.00     | Other Miscellaneous Tax Revenues                  | 27,277.03     | Local Municipal Purpose Taxes              | .71 479,223.75    |
| Human Resources                               |              | State Aid Revenues                                | 247,703.16    | Veteran & Senior Citizen Taxes             | .17 114,530.00    |
| Elections                                     | 13,800.00    | Federal Aid Revenues                              |               | Total Taxes for Rate Computation           | 3.65 2,461,991.61 |
| General Administration (other)                | 87,467.84    | Sale of Acquired Property                         | 50.00         | Special District Taxes                     |                   |
| <b>JUDICIARY</b>                              |              | Other Miscellaneous Revenues                      | 448,477.85    | Bank Stock Taxes                           | 9,853.21          |
| Municipal Courts                              | 6,200.00     | 1969 Revenues                                     | 3,671,865.76  | Added and Omitted Taxes                    | 9,059.82          |
| <b>PUBLIC SAFETY</b>                          |              | Prior Years Surplus Appropriated                  |               | Total Taxes Levied - ABSTRACT              | 2,366,374.64      |
| Fire Protection                               | 28,860.00    | REVENUES  | 3,671,865.76  | <b>TOTAL TAXES BILLED</b>                  | 2,370,470.20      |
| Police Protection                             | 262,185.54   |   |               | 1969 TAXES COLLECTED                       | 2,205,886.27      |
| Civil Defense & Disaster Control              | 613.98       | <b>1969 REAL PROPERTY VALUATIONS</b>              |               | 1969 Taxes Cancelled, Abated or Adjusted   | 2,516.14          |
| Environmental Inspection & Control            | 9,837.50     | Code Class # of Parcels %VAL'N ASSESSED VALUATION |               | Transfer to Tax Title Liens or Foreclosed  | 2,372.77          |
| Other Public Safety                           | 4,760.48     | 1 Vacant Land 453 1.57 960,475.00                 |               | Balance Outstanding Dec. 31, 1969          | 159,695.02        |
| <b>PUBLIC WORKS</b>                           |              | 2 Residential 4296 58.33 35,584,800.00            |               | <b>PRIOR YEARS TAXES OUTSTANDING</b>       |                   |
| Streets and Drainage                          | 213,900.00   | 3 Farm 1 2,600.00                                 |               | Balance January 1, 1969                    | 161,126.47        |
| Sewers and Sewage Processing                  | 133,750.00   | 4a Commercial 356 14.46 8,821,850.00              |               | Collected in 1969                          | 156,733.17        |
| Garbage and Trash Disposal                    | 64,100.00    | 4b Industrial 28 22.76 13,883,825.00              |               | Cancelled, Abated or Adjusted (1969)       | 50.00             |
| Public Buildings and Grounds                  | 46,200.00    | 4c Apartments 9 2.88 1,756,525.00                 |               | Transfers to Tax Title Liens or Foreclosed | 1,270.20          |
| Other Public Works                            |              | Total 5143 100.00 61,010,075.00                   |               | Balance December 31, 1969                  | 3,073.10          |
| <b>HEALTH and WELFARE</b>                     |              | <b>CAPITAL DEBT AUTHORIZED, DECEMBER 31, 1969</b> |               | <b>TAX TITLE LIENS OUTSTANDING</b>         |                   |
| Health Services Except Environmental          | 28,713.00    | ISSUED AND UNISSUED GROSS DEBT NET DEBT           |               | Balance January 1, 1969                    | 9,331.25          |
| Welfare-Public Assistance                     | 17,200.00    | School 1,093,000                                  |               | Transfers From Taxes                       | 3,736.61          |
| Hospitals, Clinics, First Aid                 | 4,000.00     | Self-liquidating                                  |               | Redeemed in 1969                           | 6,858.78          |
| Animal, Insect, & Rodent Control              |              | Other 2,400,015                                   | 2,393,011     | Cancelled, Abated or Adjusted (1969)       |                   |
| Other Welfare Services                        |              | Total 3,493,015                                   | 2,393,011     | Transfers to Foreclosed Property:          |                   |
| <b>RECREATION and CONSERVATION</b>            |              | <b>ISSUED AND OUTSTANDING</b>                     |               | Balance December 31, 1969                  | 6,209.08          |
| Beaches and Boardwalks                        |              | School 993,000.00                                 |               | <b>PROPERTY ACQUIRED BY DEED OR</b>        |                   |
| Parks, Playgrounds, Shade Trees               | 45,800.00    | Self-Liquidating                                  |               | <b>FORECLOSURE</b>                         |                   |
| Land Reclamation & Conservation               |              | Other 2,325,000.00                                |               | Balance January 1, 1969                    | 59,125.00         |
| Other Recreational Services                   |              | Total 3,318,000.00                                |               | Transfers From Taxes or Liens              |                   |
| <b>EDUCATION (excloding schools)</b>          |              | <b>EQUALIZED VALUATION BASIS</b>                  |               | Sale for Cash (1969)                       | 50.00             |
| Libraries                                     | 48,500.00    | <b>FOR NET DEBT COMPUTATION</b>                   | 65,811,883.00 | Cancelled, Abated or Adjusted (1969)       | 5,300.00          |
| Other Educational Services                    |              | <b>1969 CAPITAL OUTLAY</b>                        |               | Balance December 31, 1969                  | 53,775.00         |
| <b>STATUTORY EXPENDITURES</b>                 |              | TOTAL 929,001.41                                  |               | <b>CURRENT FINANCES DECEMBER 31, 1969</b>  |                   |
| Pensions & F.I.C.A.                           | 86,000.00    | Beaches and Boardwalks                            |               | <b>ASSETS</b>                              |                   |
| Employee Fringe Benefits                      | 62,801.29    | Parks and Playgrounds                             |               | Cash Dec. 31, 1969                         | 1,224,258.29      |
| Other Statutory Expenditures                  |              | Public Buildings and Grounds                      | 738,971.86    | Taxes Receivable                           | 162,768.12        |
| <b>MUNICIPAL FUNCTIONS</b>                    |              | Vehicular Equipment                               |               | Tax Title Liens                            | 6,209.08          |
| <b>CAPITAL IMPROVEMENTS</b>                   |              | Streets, Roads, Sidewalks, Storm Sewers           | 63,682.31     | Foreclosed Property                        | 53,775.00         |
| <b>DEBT SERVICE</b>                           |              | Sewer System                                      | 7,347.24      | Emergencies & Other Deferred Charges       | 22,000.12         |
| Principal Payments                            | 187,000.00   | Water Service                                     |               | State Aid Receivable                       | 139,268.76        |
| Interest Payments                             | 120,839.25   | Other Utilities                                   |               | Other Receivables                          | 33,404.40         |
| <b>TYPE I SCHL DEBT *MEMO</b>                 |              | Hospitals and Clinics                             |               | Total                                      | 1,641,683.77      |
| <b>DEFERRED CHARGES</b>                       |              | Garbage and Trash Disposal Facilities             |               | <b>LIABILITIES</b>                         |                   |
| <b>SCHOOL, COUNTY, SPECIAL DISTRICT TAXES</b> |              | Health Equipment                                  |               | Cash Liabilities                           | 891,893.28        |
| <b>RESERVE FOR UNCOLLECTED TAXES</b>          |              | Library and Education Facilities                  | 119,000.00    | Reserves for Receivables                   | 256,156.60        |
|   |              | Conservation and Recreation                       |               | Surplus Dec. 31, 1969                      | 493,633.89        |
| <b>EXPENDITURES</b>                           |              | Other Expenditures                                |               | Total                                      | 1,641,683.77      |
| TOTAL   | 3,731,102.03 |   |               |  |                   |

\* ABOVE DEBT SERVICE INCLUDES TYPE I SCHOOL DEBT

1709  
Population 1960 2,519  
Population 1969 3,140  
Moody Rating  
Land Area 34.91 Sq. Miles

PILEGROVE TWP - SALEM COUNTY  
Net Valuation Taxable 4,736,000  
State Equalized Value 16,800,283  
Net Valuation on Which County Taxes are apportioned: 17,873,560  
State Equalization Ratio .2819  
General Tax Rate Per \$100. 11.46  
State Equalized General Tax Rate: 3.23

PER CAPITA:  
Gross Debt 152.58  
Net Debt  
Debt Service  
Total Tax Levy 171.17  
Municipal Expenditures 82.34

PER CENT:  
Gross Debt 2.79  
Net Debt  
Tax Levy Collected 90.86  
Tax Levy Cancelled, Abated or Adjusted

| 1969 EXPENDITURES                      |            | 1969 REVENUES                              |            | 1969 PROPERTY TAX                          |                 |
|--|------------|--|------------|--|-----------------|
| GENERAL GOVERNMENT                     |            | 1969 — Property Taxes Collected 488,323.21 |            | STATE EQUALIZED TAX RATE                   |                 |
| Governing Body & Public Boards         |            | 1969 Payments in Lieu of Taxes             |            | Local District School Taxes                |                 |
| Municipal Clerk                        | 3,600.00   | Delinquent Tax & Lien Collections          | 33,864.38  | Regional & Consolidated School Tax         | 2.25 378,357.94 |
| Financial Administration               | 3,500.00   | Business Personalty Replacement Taxes      | 18,245.00  | School Taxes in Municipal Budget           |                 |
| Assessment of Taxes                    | 2,800.00   | Taxes from Public Utilities                | 69,690.54  | County Taxes                               | .90 151,687.66  |
| Collection of Taxes                    | 7,000.00   | Other Miscellaneous Tax Revenues           |            | County Library Taxes                       |                 |
| Planning, Housing & Development        |            | State Aid Revenues                         | 56,435.23  | Local Municipal Purpose Taxes              |                 |
| Human Resources                        |            | Federal Aid Revenues                       |            | Veteran & Senior Citizen Taxes             | .08 12,700.00   |
| Elections                              |            | Sale of Acquired Property                  | 14,875.44  | Total Taxes for Rate Computation           | 3.23 542,745.60 |
| General Administration (other)         | 10,800.00  | Other Miscellaneous Revenues               |            | Special District Taxes                     |                 |
| JUDICIARY                              |            | 1969 Revenues                              | 681,433.80 | Bank Stock Taxes                           |                 |
| Municipal Courts                       | 5,900.00   | Prior Years Surplus Appropriated           | 90,569.77  | Added and Omitted Taxes                    | 7,424.90        |
| PUBLIC SAFETY                          |            | REVENUES                                   | 772,003.57 | Total Taxes Levied - ABSTRACT              | 537,470.50      |
| Fire Protection                        | 5,700.00   |  |            | TOTAL TAXES BILLED                         | 537,470.50      |
| Police Protection                      | 200.00     |  |            | 1969 TAXES COLLECTED                       | 488,323.21      |
| Civil Defense & Disaster Control       | 400.00     |  |            | 1969 Taxes Cancelled, Abated or Adjusted   |                 |
| Environmental Inspection & Control     | 1,300.00   |  |            | Transfer to Tax Title Liens or Foreclosed  | 812.00          |
| Other Public Safety                    |            |  |            | Balance Outstanding Dec. 31, 1969          | 48,335.29       |
| PUBLIC WORKS                           |            |  |            | PRIOR YEARS TAXES OUTSTANDING              |                 |
| Streets and Drainage                   | 56,000.00  |  |            | Balance January 1, 1969                    | 34,693.27       |
| Sewers and Sewage Processing           |            |  |            | Collected in 1969                          | 33,622.99       |
| Garbage and Trash Disposal             | 3,850.00   |  |            | Cancelled, Abated or Adjusted (1969)       |                 |
| Public Buildings and Grounds           |            |  |            | Transfers to Tax Title Liens or Foreclosed |                 |
| Other Public Works                     |            |  |            | Balance December 31, 1969                  | 1,070.28        |
| HEALTH and WELFARE                     |            |  |            | TAX TITLE LIENS OUTSTANDING                |                 |
| Health Services Except Environmental   | 300.00     |  |            | Balance January 1, 1969                    | 4,659.17        |
| Welfare-Public Assistance              | 2,800.00   |  |            | Transfers From Taxes                       | 812.00          |
| Hospitals, Clinics, First Aid          | 1,000.00   |  |            | Redeemed in 1969                           | 241.39          |
| Animal, Insect, & Rodent Control       | 1,500.00   |  |            | Cancelled, Abated or Adjusted (1969)       |                 |
| Other Welfare Services                 |            |  |            | Transfers to Foreclosed Property           |                 |
| RECREATION and CONSERVATION            |            |  |            | Balance December 31, 1969                  | 5,229.78        |
| Beaches and Boardwalks                 |            |  |            | PROPERTY ACQUIRED BY DEED OR               |                 |
| Parks, Playgrounds, Shade Trees        |            |  |            | FORECLOSURE                                |                 |
| Land Reclamation & Conservation        |            |  |            | Balance January 1, 1969                    |                 |
| Other Recreational Services            |            |  |            | Transfers From Taxes or Liens              |                 |
| EDUCATION (excluding schools)          |            |  |            | Sale for Cash (1969)                       |                 |
| Libraries                              | 700.00     |  |            | Cancelled, Abated or Adjusted (1969)       |                 |
| Other Educational Services             |            |  |            | Balance December 31, 1969                  |                 |
| STATUTORY EXPENDITURES                 |            |  |            | CURRENT FINANCES DECEMBER 31, 1969         |                 |
| Pensions & F.I.C.A.                    | 3,400.00   |  |            | ASSETS                                     |                 |
| Employee Fringe Benefits               |            |  |            | Cash Dec. 31, 1969                         | 220,317.23      |
| Other Statutory Expenditures           |            |  |            | Taxes Receivable                           | 49,405.57       |
| MUNICIPAL FUNCTIONS                    |            |  |            | Tax Title Liens                            | 5,229.78        |
| CAPITAL IMPROVEMENTS                   |            |  |            | Foreclosed Property                        |                 |
| DEBT SERVICE                           |            |  |            | Emergencies & Other Deferred Charges       |                 |
| Principal Payments                     |            |  |            | State Aid Receivable                       | 41,599.70       |
| Interest Payments                      |            |  |            | Other Receivables                          |                 |
| DEFERRED CHARGES                       |            |  |            | Total                                      | 316,552.28      |
| SCHOOL, COUNTY, SPECIAL DISTRICT TAXES | 530,045.60 |  |            | LIABILITIES                                |                 |
| RESERVE FOR UNCOLLECTED TAXES          | 82,800.00  |  |            | Cash Liabilities                           | 80,353.82       |
| EXPENDITURES                           |            |  |            | Reserves for Receivables                   | 54,635.35       |
| TOTAL                                  | 788,595.60 |  |            | Surplus Dec. 31, 1969                      | 181,563.11      |
|  |            |  |            | Total                                      | 316,552.28      |

1522  
Population 1960 985  
Population 1969 1,210  
  
Moody Rating  
Land Area .75 Sq Miles

PINE BEACH BORO - OCEAN COUNTY  
Net Valuation Taxable 9,172,846  
State Equalized Value 12,414,191  
Net Valuation on Which County Taxes are apportioned: 12,101,124  
State Equalization Ratio .7389  
  
General Tax Rate Per \$100. 3.59  
  
State Equalized General Tax Rate: 2.65

PER CAPITA:  
Gross Debt 500.15  
Net Debt  
Debt Service  
Total Tax Levy 258.56  
Municipal Expenditures 92.20

PER CENT:  
Gross Debt 5.21  
Net Debt  
Tax Levy Collected 95.19  
Tax Levy Cancelled, Abated or Adjusted

| 1969 EXPENDITURES                      |                   | 1969 REVENUES                         |                   | 1969 PROPERTY TAX                          |                 |
|--|-------------------|---------------------------------------|-------------------|--|-----------------|
| <b>GENERAL GOVERNMENT</b>              |                   | 1969 — Property Taxes Collected       |                   | <b>STATE EQUALIZED TAX RATE</b>            |                 |
| Governing Body & Public Boards         |                   | 1969 Payments in Lieu of Taxes        | 297,801.85        | Local District School Taxes                |                 |
| Municipal Clerk                        |                   | Delinquent Tax & Lien Collections     | 14,909.28         | Regional & Consolidated School Tax         | 1.77 219,550.66 |
| Financial Administration               | 5,924.34          | Business Personalty Replacement Taxes | 1,018.00          | School Taxes in Municipal Budget           |                 |
| Assessment of Taxes                    | 1,732.75          | Taxes from Public Utilities           | 26,468.46         | County Taxes                               | .51 63,334.93   |
| Collection of Taxes                    | 2,011.86          | Other Miscellaneous Tax Revenues      |                   | County Library Taxes                       | .02 2,600.90    |
| Planning, Housing & Development        | 64.13             | State Aid Revenues                    | 8,699.90          | Local Municipal Purpose Taxes              | .21 26,200.00   |
| Human Resources                        |                   | Federal Aid Revenues                  |                   | Veteran & Senior Citizen Taxes             | .14 16,890.00   |
| Elections                              |                   | Sale of Acquired Property             |                   | Total Taxes for Rate Computation           | 2.65 328,576.49 |
| General Administration (other)         | 7,843.62          | Other Miscellaneous Revenues          | 22,486.09         | Special District Taxes                     |                 |
| <b>JUDICIARY</b>                       |                   | 1969 Revenues                         | 371,383.58        | Bank Stock Taxes                           |                 |
| Municipal Courts                       | 1,110.00          | Prior Years Surplus Appropriated      | 20,000.00         | Added and Omitted Taxes                    | 1,170.34        |
| <b>PUBLIC SAFETY</b>                   |                   | <b>REVENUES</b>                       | <b>391,383.58</b> | Total Taxes Levied - ABSTRACT              | 312,856.83      |
| Fire Protection                        | 6,000.00          |                                       |                   | <b>TOTAL TAXES BILLED</b>                  | 312,856.83      |
| Police Protection                      | 17,533.92         |                                       |                   | <b>1969 TAXES COLLECTED</b>                | 297,801.85      |
| Civil Defense & Disaster Control       | 275.00            |                                       |                   | 1969 Taxes Cancelled, Abated or Adjusted   |                 |
| Environmental Inspection & Control     | 579.15            |                                       |                   | Transfer to Tax Title Liens or Foreclosed  |                 |
| Other Public Safety                    |                   |                                       |                   | Balance Outstanding Dec. 31, 1969          | 15,054.98       |
| <b>PUBLIC WORKS</b>                    |                   |                                       |                   | <b>PRIOR YEARS TAXES OUTSTANDING</b>       |                 |
| Streets and Drainage                   | 16,791.18         |                                       |                   | Balance January 1, 1969                    | 21,113.41       |
| Sewers and Sewage Processing           |                   |                                       |                   | Collected in 1969                          | 14,909.28       |
| Garbage and Trash Disposal             | 18,054.72         |                                       |                   | Cancelled, Abated or Adjusted (1969)       |                 |
| Public Buildings and Grounds           |                   |                                       |                   | Transfers to Tax Title Liens or Foreclosed |                 |
| Other Public Works                     |                   |                                       |                   | Balance December 31, 1969                  | 6,204.13        |
| <b>HEALTH and WELFARE</b>              |                   |                                       |                   | <b>TAX TITLE LIENS OUTSTANDING</b>         |                 |
| Health Services Except Environmental   | 347.00            |                                       |                   | Balance January 1, 1969                    | 1,405.01        |
| Welfare-Public Assistance              | 125.00            |                                       |                   | Transfers From Taxes                       |                 |
| Hospitals, Clinics, First Aid          |                   |                                       |                   | Redeemed in 1969                           |                 |
| Animal, Insect, & Rodent Control       | 1,052.36          |                                       |                   | Cancelled, Abated or Adjusted (1969)       |                 |
| Other Welfare Services                 |                   |                                       |                   | Transfers to Foreclosed Property           |                 |
| <b>RECREATION and CONSERVATION</b>     |                   |                                       |                   | Balance December 31, 1969                  | 1,405.01        |
| Beaches and Boardwalks                 | 3,371.04          |                                       |                   | <b>PROPERTY ACQUIRED BY DEED OR</b>        |                 |
| Parks, Playgrounds, Shade Trees        | 675.93            |                                       |                   | <b>FORECLOSURE</b>                         |                 |
| Land Reclamation & Conservation        |                   |                                       |                   | Balance January 1, 1969                    | 19,100.00       |
| Other Recreational Services            | 600.00            |                                       |                   | Transfers From Taxes or Liens              |                 |
| <b>EDUCATION (excluding schools)</b>   |                   |                                       |                   | Sale for Cash (1969)                       |                 |
| Libraries                              |                   |                                       |                   | Cancelled, Abated or Adjusted (1969)       |                 |
| Other Educational Services             |                   |                                       |                   | Balance December 31, 1969                  | 19,100.00       |
| <b>STATUTORY EXPENDITURES</b>          |                   |                                       |                   | <b>CURRENT FINANCES DECEMBER 31, 1969</b>  |                 |
| Pensions & F.I.C.A.                    | 3,600.00          |                                       |                   | <b>ASSETS</b>                              |                 |
| Employee Fringe Benefits               |                   |                                       |                   | Cash Dec. 31, 1969                         | 151,913.08      |
| Other Statutory Expenditures           |                   |                                       |                   | Taxes Receivable                           | 21,259.11       |
| <b>MUNICIPAL FUNCTIONS</b>             |                   |                                       |                   | Tax Title Liens                            | 1,405.01        |
| <b>CAPITAL IMPROVEMENTS</b>            |                   |                                       |                   | Foreclosed Property                        | 19,100.00       |
| <b>DEBT SERVICE</b>                    |                   |                                       |                   | Emergencies & Other Deferred Charges       | 2,750.00        |
| Principal Payments                     |                   |                                       |                   | State Aid Receivable                       | 6,500.00        |
| Interest Payments                      |                   |                                       |                   | Other Receivables                          | 125.47          |
| <b>DEFERRED CHARGES</b>                |                   |                                       |                   | Total                                      | 203,052.67      |
| SCHOOL, COUNTY, SPECIAL DISTRICT TAXES | 4,700.00          |                                       |                   | <b>LIABILITIES</b>                         |                 |
| RESERVE FOR UNCOLLECTED TAXES          | 285,486.49        |                                       |                   | Cash Liabilities                           | 125,600.75      |
|  | 17,175.90         |                                       |                   | Reserves for Receivables                   | 41,889.59       |
| <b>EXPENDITURES</b>                    |                   |                                       |                   | Surplus Dec. 31, 1969                      | 35,562.33       |
| <b>TOTAL</b>                           | <b>397,054.39</b> |                                       |                   | Total                                      | 203,052.67      |

0428  
Population 1960 3,939  
Population 1969 4,880  
Moody Rating  
Land Area 4.11 Sq. Miles

# PINE HILL BORO

Net Valuation Taxable 6,645,962  
State Equalized Value 14,603,300  
Net Valuation on Which County Taxes  
are apportioned: 14,100,373  
State Equalization Ratio .4551

# - CAMDEN

COUNTY  
General Tax Rate Per \$100. 12.60  
State Equalized  
General Tax Rate: 5.73

PER CAPITA:  
Gross Debt 226.13  
Net Debt 22.51  
Debt Service .94  
Total Tax Levy 166.91  
Municipal Expenditures 68.79

PER CENT:  
Gross Debt 7.86  
Net Debt .78  
Tax Levy Collected 91.05  
Tax Levy Cancelled, Abated  
or Adjusted

| 1969 EXPENDITURES                             |                         | 1969 REVENUES  |                         | 1969 PROPERTY TAX                          |                   |
|---|-------------------------|--|-------------------------|--|-------------------|
| <b>GENERAL GOVERNMENT</b>                     |                         |  |                         | <b>STATE EQUALIZED TAX RATE</b>            |                   |
| Governing Body & Public Boards                |                         | 1969 — Property Taxes Collected                          | 741,589.74              | Local District School Taxes                | 1.49 217,877.00   |
| Municipal Clerk                               |                         | 1969 Payments in Lieu of Taxes                           |                         | Regional & Consolidated School Tax         | 2.02 294,592.97   |
| Financial Administration                      | 20,480.00               | Delinquent Tax & Lien Collections                        | 66,528.59               | School Taxes in Municipal Budget           |                   |
| Assessment of Taxes                           | 3,850.00                | Business Personalty Replacement Taxes                    | 5,182.00                | County Taxes                               | .91 132,317.66    |
| Collection of Taxes                           | 6,850.00                | Taxes from Public Utilities                              | 59,120.34               | County Library Taxes                       | .02 2,915.81      |
| Planning, Housing & Development               | 2,400.00                | Other Miscellaneous Tax Revenues                         |                         | Local Municipal Purpose Taxes              | 1.08 157,792.44   |
| Human Resources                               |                         | State Aid Revenues                                       | 18,746.65               | Veteran & Senior Citizen Taxes             | .22 32,200.00     |
| Elections                                     | 700.00                  | Federal Aid Revenues                                     |                         | Total Taxes for Rate Computation           | 5.74 837,695.88   |
| General Administration (other)                | 12,480.00               | Sale of Acquired Property                                | 5,257.84                | Special District Taxes                     |                   |
| <b>JUDICIARY</b>                              |                         | Other Miscellaneous Revenues                             | 21,778.40               | Bank Stock Taxes                           | 1,088.56          |
| Municipal Courts                              | 2,975.00                | 1969 Revenues  | 918,203.56              | Added and Omitted Taxes                    | 7,922.25          |
| <b>PUBLIC SAFETY</b>                          |                         | Prior Years Surplus Appropriated                         | 50,000.00               | Total Taxes Levied - ABSTRACT              | 814,506.69        |
| Fire Protection                               | 8,280.00                | <b>REVENUES</b>  | <b>TOTAL 968,203.56</b> | <b>TOTAL TAXES BILLED</b>                  | <b>814,506.69</b> |
| Police Protection                             | 66,957.25               |  |                         | 1969 TAXES COLLECTED                       | 741,589.74        |
| Civil Defense & Disaster Control              | 100.00                  |  |                         | 1969 Taxes Cancelled, Abated or Adjusted   |                   |
| Environmental Inspection & Control            | 2,460.00                | <b>1969 REAL PROPERTY VALUATIONS</b>                     |                         | Transfer to Tax Title Liens or Foreclosed  |                   |
| Other Public Safety                           |                         | <b>Code Class # of Parcels %VAL'N ASSESSED VALUATION</b> |                         | Balance Outstanding Dec. 31, 1969          | 72,916.95         |
| <b>PUBLIC WORKS</b>                           |                         | 1 Vacant Land 471 4.66                                   | 306,650.00              | <b>PRIOR YEARS TAXES OUTSTANDING</b>       |                   |
| Streets and Drainage                          | 61,965.00               | 2 Residential 1467 89.95                                 | 5,917,150.00            | Balance January 1, 1969                    | 70,807.61         |
| Sewers and Sewage Processing                  |                         | 3 Farm 3 .15   | 9,800.00                | Collected in 1969                          | 58,668.53         |
| Garbage and Trash Disposal                    | 3,300.00                | 4a Commercial 28 3.55                                    | 233,500.00              | Cancelled, Abated or Adjusted (1969)       |                   |
| Public Buildings and Grounds                  | 4,500.00                | 4b Industrial 6 1.34                                     | 88,400.00               | Transfers to Tax Title Liens or Foreclosed |                   |
| Other Public Works                            |                         | 4c Apartments 2 .34                                      | 22,650.00               | Balance December 31, 1969                  | 12,139.08         |
| <b>HEALTH and WELFARE</b>                     |                         | Total 1977 99.99   | 6,578,150.00            | <b>TAX TITLE LIENS OUTSTANDING</b>         |                   |
| Health Services Except Environmental          | 455.00                  | <b>CAPITAL DEBT AUTHORIZED, DECEMBER 31, 1969</b>        |                         | Balance January 1, 1969                    | 16,231.75         |
| Welfare-Public Assistance                     | 3,080.00                | <b>ISSUED AND UNISSUED</b>                               |                         | Transfers From Taxes                       |                   |
| Hospitals, Clinics, First Aid                 |                         | School   | GROSS DEBT 1,057,763    | Redeemed in 1969                           | 7,860.06          |
| Animal, Insect, & Rodent Control              | 900.00                  | Self-Liquidating   |                         | Cancelled, Abated or Adjusted (1969)       |                   |
| Other Welfare Services                        |                         | Other  | 45,728                  | Transfers to Foreclosed Property           |                   |
| <b>RECREATION and CONSERVATION</b>            |                         | Total  | 1,103,492               | Balance December 31, 1969                  | 8,371.69          |
| Beaches and Boardwalks                        |                         | <b>ISSUED AND OUTSTANDING</b>                            |                         | <b>PROPERTY ACQUIRED BY DEED OR</b>        |                   |
| Parks, Playgrounds, Shade Trees               | 3,300.00                | School   | 993,145.82              | <b>FORECLOSURE</b>                         |                   |
| Land Reclamation & Conservation               |                         | Self-Liquidating   |                         | Balance January 1, 1969                    | 45,015.78         |
| Other Recreational Services                   | 2,150.00                | Other  | 43,728.29               | Transfers From Taxes or Liens              |                   |
| <b>EDUCATION (excluding schools)</b>          |                         | Total  | 1,036,874.11            | Sale for Cash (1969)                       | 5,257.84          |
| Libraries                                     |                         | <b>EQUALIZED VALUATION BASIS</b>                         |                         | Cancelled, Abated or Adjusted (1969)       |                   |
| Other Educational Services                    |                         | <b>FOR NET DEBT COMPUTATION</b>                          | 14,035,533.67           | Balance December 31, 1969                  | 39,757.94         |
| <b>STATUTORY EXPENDITURES</b>                 |                         | <b>1969 CAPITAL OUTLAY</b>                               | <b>TOTAL</b>            | <b>CURRENT FINANCES DECEMBER 31, 1969</b>  |                   |
| Pensions & F.I.C.A.                           | 10,714.00               | Beaches and Boardwalks                                   |                         | <b>ASSETS</b>                              |                   |
| Employee Fringe Benefits                      |                         | Parks and Playgrounds                                    |                         | Cash Dec. 31, 1969                         | 220,885.77        |
| Other Statutory Expenditures                  |                         | Public Buildings and Grounds                             |                         | Taxes Receivable                           | 85,056.03         |
| <b>MUNICIPAL FUNCTIONS</b>                    | <b>TOTAL 217,896.25</b> | Vehicular Equipment                                      |                         | Tax Title Liens                            | 8,371.69          |
| <b>CAPITAL IMPROVEMENTS</b>                   | <b>1,000.00</b>         | Streets, Roads, Sidewalks, Storm Sewers                  |                         | Foreclosed Property                        | 39,757.94         |
| <b>DEBT SERVICE</b>                           |                         | Sewer System   |                         | Emergencies & Other Deferred Charges       | 3,400.00          |
| Principal Payments                            | 2,000.00                | Water Service  |                         | State Aid Receivable                       |                   |
| Interest Payments                             | 2,600.00                | Other Utilities  |                         | Other Receivables                          | 3,286.59          |
| <b>DEFERRED CHARGES</b>                       | <b>12,482.92</b>        | Hospitals and Clinics                                    |                         | Total                                      | 360,758.02        |
| <b>SCHOOL, COUNTY, SPECIAL DISTRICT TAXES</b> | <b>647,703.44</b>       | Garbage and Trash Disposal Facilities                    |                         | <b>LIABILITIES</b>                         |                   |
| <b>RESERVE FOR UNCOLLECTED TAXES</b>          | <b>99,730.83</b>        | Health Equipment   |                         | Cash Liabilities                           | 97,451.18         |
|   |                         | Library and Education Facilities                         |                         | Reserves for Receivables                   | 136,472.25        |
|   |                         | Conservation and Recreation                              |                         | Surplus Dec. 31, 1969                      | 126,834.59        |
| <b>EXPENDITURES</b>                           | <b>TOTAL 983,413.44</b> | Other Expenditures                                       |                         | Total                                      | 360,758.02        |



0429  
Population 1960 20  
Population 1969 20  
Moody Rating  
Land Area .77 Sq. Miles

PINE VALLEY BORO - CAMDEN COUNTY  
Net Valuation Taxable 452,212  
State Equalized Value 1,397,009  
Net Valuation on Which County Taxes are apportioned: 1,483,661  
State Equalization Ratio .3237  
General Tax Rate Per \$100. 8.30  
State Equalized General Tax Rate: 2.68

PER CAPITA:  
Gross Debt  
Net Debt  
Debt Service  
Total Tax Levy 1,877.28  
Municipal Expenditures 1,280.00

PER CENT:  
Gross Debt  
Net Debt  
Tax Levy Collected  
Tax Levy Cancelled, Abated or Adjusted

| 1969 EXPENDITURES                      |           | 1969 REVENUES                                     |                    | 1969 PROPERTY TAX                          |                |
|--|-----------|---|--------------------|--|----------------|
| <b>GENERAL GOVERNMENT</b>              |           |   |                    | <b>STATE EQUALIZED TAX RATE</b>            |                |
| Governing Body & Public Boards         |           | 1969 — Property Taxes Collected                   | 37,533.60          | Local District School Taxes                |                |
| Municipal Clerk                        |           | 1969 Payments in Lieu of Taxes                    |                    | Regional & Consolidated School Tax         |                |
| Financial Administration               | 275.00    | Delinquent Tax & Lien Collections                 |                    | School Taxes in Municipal Budget           |                |
| Assessment of Taxes                    | 500.00    | Business Personalty Replacement Taxes             | 277.00             | County Taxes                               | 1.00 13,938.77 |
| Collection of Taxes                    | 1,000.00  | Taxes from Public Utilities                       |                    | County Library Taxes                       | .02 306.80     |
| Planning, Housing & Development        |           | Other Miscellaneous Tax Revenues                  |                    | Local Municipal Purpose Taxes              | 1.67 23,300.00 |
| Human Resources                        |           | State Aid Revenues                                | 79.10              | Veteran & Senior Citizen Taxes             |                |
| Elections                              | 400.00    | Federal Aid Revenues                              |                    | Total Taxes for Rate Computation           | 2.69 37,545.57 |
| General Administration (other)         | 1,950.00  | Sale of Acquired Property                         |                    | Special District Taxes                     |                |
| <b>JUDICIARY</b>                       |           | Other Miscellaneous Revenues                      | 714.08             | Bank Stock Taxes                           |                |
| Municipal Courts                       |           | 1969 Revenues                                     | 38,603.78          | Added and Omitted Taxes                    |                |
| <b>PUBLIC SAFETY</b>                   |           | Prior Years Surplus Appropriated                  | 1,944.00           | Total Taxes Levied - ABSTRACT              | 37,545.57      |
| Fire Protection                        |           | REVENUES  | 40,547.78          | <b>TOTAL TAXES BILLED</b>                  | 37,533.60      |
| Police Protection                      | 16,050.00 |   |                    | 1969 TAXES COLLECTED                       | 37,533.60      |
| Civil Defense & Disaster Control       |           | <b>1969 REAL PROPERTY VALUATIONS</b>              |                    | 1969 Taxes Cancelled, Abated or Adjusted   |                |
| Environmental Inspection & Control     |           | Code Class # of Parcels %VAL'N                    | ASSESSED VALUATION | Transfer to Tax Title Liens or Foreclosed  |                |
| Other Public Safety                    |           | 1 Vacant Land 2 33.21                             | 148,877.00         | Balance Outstanding Dec. 31, 1969          |                |
| <b>PUBLIC WORKS</b>                    |           | 2 Residential 19 46.84                            | 209,995.00         | <b>PRIOR YEARS TAXES OUTSTANDING</b>       |                |
| Streets and Drainage                   |           | 3 Farm  |                    | Balance January 1, 1969                    |                |
| Sewers and Sewage Processing           |           | 4a Commercial 8 19.95                             | 89,413.00          | Collected in 1969                          |                |
| Garbage and Trash Disposal             | 2,100.00  | 4b Industrial                                     |                    | Cancelled, Abated or Adjusted (1969)       |                |
| Public Buildings and Grounds           |           | 4c Apartments                                     |                    | Transfers to Tax Title Liens or Foreclosed |                |
| Other Public Works                     |           | Total 29 100.00                                   | 448,285.00         | Balance December 31, 1969                  |                |
| <b>HEALTH AND WELFARE</b>              |           | <b>CAPITAL DEBT AUTHORIZED, DECEMBER 31, 1969</b> |                    | <b>TAX TITLE LIENS OUTSTANDING</b>         |                |
| Health Services Except Environmental   |           | ISSUED AND UNISSUED                               | GROSS DEBT         | Balance January 1, 1969                    |                |
| Welfare-Public Assistance              |           | School  |                    | Transfers From Taxes                       |                |
| Hospitals, Clinics, First Aid          |           | Self-liquidating                                  |                    | Redeemed in 1969                           |                |
| Animal, Insect, & Rodent Control       |           | Other   |                    | Cancelled, Abated or Adjusted (1969)       |                |
| Other Welfare Services                 |           | Total   |                    | Transfers to Foreclosed Property           |                |
| <b>RECREATION and CONSERVATION</b>     |           | ISSUED AND OUTSTANDING                            |                    | Balance December 31, 1969                  |                |
| Beaches and Boardwalks                 |           | School  |                    | <b>PROPERTY ACQUIRED BY DEED OR</b>        |                |
| Parks, Playgrounds, Shade Trees        |           | Self-liquidating                                  |                    | <b>FORECLOSURE</b>                         |                |
| Land Reclamation & Conservation        |           | Other   |                    | Balance January 1, 1969                    |                |
| Other Recreational Services            |           | Total   |                    | Transfers From Taxes or Liens              |                |
| <b>EDUCATION (excluding schools)</b>   |           | EQUALIZED VALUATION BASIS                         |                    | Sale for Cash (1969)                       |                |
| Libraries                              |           | FOR NET DEBT COMPUTATION                          | 1,328,587.33       | Cancelled, Abated or Adjusted (1969)       |                |
| Other Educational Services             |           |   |                    | Balance December 31, 1969                  |                |
| <b>STATUTORY EXPENDITURES</b>          |           | 1969 CAPITAL OUTLAY                               | TOTAL              | <b>CURRENT FINANCES DECEMBER 31, 1969</b>  |                |
| Pensions & F.I.C.A.                    | 1,000.00  | Beaches and Boardwalks                            |                    | ASSETS                                     |                |
| Employee Fringe Benefits               |           | Parks and Playgrounds                             |                    | Cash Dec. 31, 1969                         | 9,398.29       |
| Other Statutory Expenditures           |           | Public Buildings and Grounds                      |                    | Taxes Receivable                           |                |
| <b>MUNICIPAL FUNCTIONS</b>             |           | Vehicular Equipment                               |                    | Tax Title Liens                            |                |
| <b>CAPITAL IMPROVEMENTS</b>            |           | Streets, Roads, Sidewalks, Storm Sewers           |                    | Foreclosed Property                        |                |
| <b>DEBT SERVICE</b>                    |           | Sewer System                                      |                    | Emergencies & Other Deferred Charges       |                |
| Principal Payments                     |           | Water Service                                     |                    | State Aid Receivable                       |                |
| Interest Payments                      |           | Other Utilities                                   |                    | Other Receivables                          |                |
| <b>DEFERRED CHARGES</b>                |           | Hospitals and Clinics                             |                    | Total                                      | 9,398.29       |
| SCHOOL, COUNTY, SPECIAL DISTRICT TAXES | 400.00    | Garbage and Trash Disposal Facilities             |                    | <b>LIABILITIES</b>                         |                |
| RESERVE FOR UNCOLLECTED TAXES          | 14,245.57 | Health Equipment                                  |                    | Cash Liabilities                           | 2,550.67       |
|  | 1,925.00  | Library and Education Facilities                  |                    | Reserves for Receivables                   |                |
|  |           | Conservation and Recreation                       |                    | Surplus Dec. 31, 1969                      | 6,847.62       |
| <b>EXPENDITURES</b>                    |           | Other Expenditures                                |                    | Total                                      | 9,398.29       |
|  | 39,845.57 |   |                    |  |                |

1217  
Population 1960 19,890  
Population 1969 35,760  
  
Moody Rating BAA-1  
Land Area 18.90 Sq. Miles

PISCATAWAY TWP - MIDDLESEX COUNTY  
Net Valuation Taxable 113,760,543  
State Equalized Value 262,302,381  
Net Valuation on Which County Taxes are apportioned: 259,202,080  
State Equalization Ratio .4337  
General Tax Rate Per \$100. 7.52  
State Equalized General Tax Rate: 3.26

PER CAPITA:  
Gross Debt 555.80  
Net Debt 111.31  
Debt Service 7.91  
Total Tax Levy 249.70  
Municipal Expenditures 94.87

PER CENT:  
Gross Debt 8.54  
Net Debt 1.71  
Tax Levy Collected 95.42  
Tax Levy Cancelled, Abated or Adjusted .37

| 1969 EXPENDITURES                      |               | 1969 REVENUES                                     |                | 1969 PROPERTY TAX                          |                   |
|--|---------------|---|----------------|--|-------------------|
| GENERAL GOVERNMENT                     |               | 1969 — Property Taxes Collected                   |                | STATE EQUALIZED TAX RATE                   |                   |
| Governing Body & Public Boards         | 17,470.00     | 1969 Payments in Lieu of Taxes                    |                | Local District School Taxes                | 2.31 6,069,815.50 |
| Municipal Clerk                        | 38,800.00     | Delinquent Tax & Lien Collections                 |                | Regional & Consolidated School Tax         |                   |
| Financial Administration               | 79,864.00     | Business Personality Replacement Taxes            |                | School Taxes in Municipal Budget           |                   |
| Assessment of Taxes                    | 35,640.00     | Taxes from Public Utilities                       |                | County Taxes                               | .51 1,341,124.76  |
| Collection of Taxes                    | 37,090.00     | Other Miscellaneous Tax Revenues                  |                | County Library Taxes                       |                   |
| Planning, Housing & Development        | 34,850.00     | State Aid Revenues                                |                | Local Municipal Purpose Taxes              | .38 994,836.48    |
| Human Resources                        | 2,950.00      | Federal Aid Revenues                              |                | Veteran & Senior Citizen Taxes             | .06 147,300.00    |
| Elections                              | 7,000.00      | Sale of Acquired Property                         |                | Total Taxes for Rate Computation           | 3.26 8,553,076.74 |
| General Administration (other)         | 127,969.00    | Other Miscellaneous Revenues                      |                | Special District Taxes                     | 191,000.00        |
| JUDICIARY                              |               | 1969 Revenues                                     |                | Bank Stock Taxes                           | 1,433.40          |
| Municipal Courts                       | 19,000.00     | Prior Years Surplus Appropriated                  |                | Added and Omitted Taxes                    | 330,938.38        |
| PUBLIC SAFETY                          |               | REVENUES  |                | Total Taxes Levied - ABSTRACT              | 8,929,148.52      |
| Fire Protection                        |               | 1969 REAL PROPERTY VALUATIONS                     |                | TOTAL TAXES BILLED                         | 8,929,148.52      |
| Police Protection                      | 670,620.00    | Code Class # of Parcels %VAL'N ASSESSED VALUATION |                | 1969 TAXES COLLECTED                       | 8,520,295.01      |
| Civil Defense & Disaster Control       | 6,800.00      | 1 Vacant Land 1753 7.09                           | 7,974,150.00   | 1969 Taxes Cancelled, Abated or Adjusted   | 32,668.26         |
| Environmental Inspection & Control     | 38,870.00     | 2 Residential 6784 57.39                          | 64,566,500.00  | Transfer to Tax Title Liens or Foreclosed  | 20,510.34         |
| Other Public Safety                    |               | 3 Farm 77 .77                                     | 863,200.00     | Balance Outstanding Dec. 31, 1969          | 355,674.91        |
| PUBLIC WORKS                           |               | 4a Commercial 145 3.16                            | 3,549,800.00   | PRIOR YEARS TAXES OUTSTANDING              |                   |
| Streets and Drainage                   | 405,518.00    | 4b Industrial 55 22.04                            | 24,797,200.00  | Balance January 1, 1969                    | 280,185.07        |
| Sewers and Sewage Processing           | 49,500.00     | 4c Apartments 15 9.56                             | 10,751,100.00  | Collected in 1969                          | 262,728.83        |
| Garbage and Trash Disposal             | 19,150.36     | Total 8829 100.01                                 | 112,501,950.00 | Cancelled, Abated or Adjusted (1969)       | 3,607.25          |
| Public Buildings and Grounds           | 81,040.00     | CAPITAL DEBT AUTHORIZED, DECEMBER 31, 1969        |                | Transfers to Tax Title Liens or Foreclosed | 9,661.60          |
| Other Public Works                     | 87,450.00     | ISSUED AND UNISSUED                               |                | Balance December 31, 1969                  | 4,187.39          |
| HEALTH and WELFARE                     |               | GROSS DEBT  |                | TAX TITLE LIENS OUTSTANDING                |                   |
| Health Services Except Environmental   | 50,570.00     | NET DEBT  |                | Balance January 1, 1969                    | 34,418.13         |
| Welfare-Public Assistance              | 21,600.00     | School 10,709,000                                 |                | Transfers From Taxes                       | 31,428.29         |
| Hospitals, Clinics, First Aid          | 800.00        | Self-Liquidating 6,276,000                        |                | Redeemed in 1969                           | 19,625.64         |
| Animal, Insect, & Rodent Control       |               | Other 2,890,382                                   |                | Cancelled, Abated or Adjusted (1969)       |                   |
| Other Welfare Services                 |               | Total 19,875,382                                  |                | Transfers to Foreclosed Property           |                   |
| RECREATION and CONSERVATION            |               | ISSUED AND OUTSTANDING                            |                | Balance December 31, 1969                  | 46,220.78         |
| Beaches and Boardwalks                 | 64,000.00     | School 7,212,000.00                               |                | PROPERTY ACQUIRED BY DEED OR               |                   |
| Parks, Playgrounds, Shade Trees        | 97,555.00     | Self-Liquidating 6,251,500.00                     |                | FORECLOSURE                                |                   |
| Land Reclamation & Conservation        |               | Other 2,760,000.00                                |                | Balance January 1, 1969                    | 80,945.00         |
| Other Recreational Services            | 2,500.00      | Total 16,223,500.00                               |                | Transfers From Taxes or Liens              |                   |
| EDUCATION (excluding schools)          |               | EQUALIZED VALUATION BASIS                         |                | Sale for Cash (1969)                       | 1,565.00          |
| Libraries                              | 78,500.00     | FOR NET DEBT COMPUTATION                          |                | Cancelled, Abated or Adjusted (1969)       |                   |
| Other Educational Services             |               | 1969 CAPITAL OUTLAY                               |                | Balance December 31, 1969                  | 79,380.00         |
| STATUTORY EXPENDITURES                 |               | TOTAL   |                | CURRENT FINANCES DECEMBER 31, 1969         |                   |
| Pensions & F.I.C.A.                    | 125,415.38    | Beaches and Boardwalks                            |                | ASSETS                                     |                   |
| Employee Fringe Benefits               | 39,000.00     | Parks and Playgrounds                             |                | Cash Dec. 31, 1969                         | 1,699,699.06      |
| Other Statutory Expenditures           |               | Public Buildings and Grounds                      |                | Taxes Receivable                           | 359,862.30        |
| MUNICIPAL FUNCTIONS                    |               | Vehicular Equipment                               |                | Tax Title Liens                            | 46,220.78         |
| CAPITAL IMPROVEMENTS                   |               | Streets, Roads, Sidewalks, Storm Sewers           |                | Foreclosed Property                        | 79,380.00         |
| DEBT SERVICE                           |               | Sewer System                                      |                | Emergencies & Other Deferred Charges       | 73,974.96         |
| Principal Payments                     | 126,500.00    | Water Service                                     |                | State Aid Receivable                       | 245,538.65        |
| Interest Payments                      | 156,479.75    | Other Utilities                                   |                | Other Receivables                          | 277,214.61        |
| DEFERRED CHARGES                       |               | Hospitals and Clinics                             |                | Total                                      | 2,781,890.36      |
| SCHOOL, COUNTY, SPECIAL DISTRICT TAXES |               | Garbage and Trash Disposal Facilities             |                | LIABILITIES                                |                   |
| RESERVE FOR UNCOLLECTED TAXES          |               | Health Equipment                                  |                | Cash Liabilities                           | 1,109,983.24      |
|  |               | Library and Education Facilities                  |                | Reserves for Receivables                   | 762,677.69        |
|  |               | Conservation and Recreation                       |                | Surplus Dec. 31, 1969                      | 909,229.43        |
| EXPENDITURES                           |               | Other Expenditures                                |                | Total                                      | 2,781,890.36      |
| TOTAL                                  | 10,994,598.22 |   |                |  |                   |

0815  
Population 1960 8,644  
Population 1969 9,740  
  
Moody Rating  
Land Area 2.35 Sq. Miles

PITMAN BORO - GLOUCESTER COUNTY  
Net Valuation Taxable 11,834,897  
State Equalized Value 46,447,790  
General Tax Rate Per \$100. 13.94  
Net Valuation on Which County Taxes are apportioned: 46,616,698  
State Equalized  
State Equalization Ratio .2548  
General Tax Rate: 3.55

PER CAPITA:  
Gross Debt 346.24  
Net Debt 147.95  
Debt Service 2.39  
Total Tax Levy 165.85  
Municipal Expenditures 70.91  
  
PER CENT:  
Gross Debt 7.72  
Net Debt 3.30  
Tax Levy Collected 97.20  
Tax Levy Cancelled, Abated or Adjusted .03

| 1969 EXPENDITURES                      |              | 1969 REVENUES                         |              | 1969 PROPERTY TAX                          |                   |
|--|--------------|---------------------------------------|--------------|--|-------------------|
| GENERAL GOVERNMENT                     |              | 1969 — Property Taxes Collected       |              | STATE EQUALIZED TAX RATE                   |                   |
| Governing Body & Public Boards         |              | 1969 Payments in Lieu of Taxes        | 1,570,171.36 | Local District School Taxes                | 2.08 966,111.68   |
| Municipal Clerk                        |              | Delinquent Tax & Lien Collections     | 41,746.27    | Regional & Consolidated School Tax         |                   |
| Financial Administration               | 38,300.00    | Business Personalty Replacement Taxes | 84,814.00    | School Taxes in Municipal Budget           |                   |
| Assessment of Taxes                    | 3,540.00     | Taxes from Public Utilities           | 88,891.36    | County Taxes                               | .60 280,118.67    |
| Collection of Taxes                    | 10,050.00    | Other Miscellaneous Tax Revenues      |              | County Library Taxes                       |                   |
| Planning, Housing & Development        | 6,320.00     | State Aid Revenues                    | 50,944.02    | Local Municipal Purpose Taxes              | .75 346,226.58    |
| Human Resources                        |              | Federal Aid Revenues                  |              | Veteran & Senior Citizen Taxes             | .12 56,380.00     |
| Elections                              | 2,200.00     | Sale of Acquired Property             |              | Total Taxes for Rate Computation           | 3.55 1,648,836.93 |
| General Administration (other)         | 11,600.00    | Other Miscellaneous Revenues          | 31,141.13    | Special District Taxes                     |                   |
| JUDICIARY                              |              | 1969 Revenues                         | 1,867,708.14 | Bank Stock Taxes                           | 7,082.92          |
| Municipal Courts                       | 3,535.00     | Prior Years Surplus Appropriated      | 70,000.00    | Added and Omitted Taxes                    | 15,821.88         |
| PUBLIC SAFETY                          |              | REVENUES                              | 1,937,708.14 | Total Taxes Levied - ABSTRACT              | 1,615,361.73      |
| Fire Protection                        | 13,155.00    |                                       |              | TOTAL TAXES BILLED                         | 1,615,361.73      |
| Police Protection                      | 179,284.00   |                                       |              | 1969 TAXES COLLECTED                       | 1,570,171.36      |
| Civil Defense & Disaster Control       | 500.00       |                                       |              | 1969 Taxes Cancelled, Abated or Adjusted   | 489.29            |
| Environmental Inspection & Control     | 4,500.00     |                                       |              | Transfer to Tax Title Liens or Foreclosed  | 3,000.00          |
| Other Public Safety                    |              |                                       |              | Balance Outstanding Dec. 31, 1969          | 41,701.08         |
| PUBLIC WORKS                           |              |                                       |              | PRIOR YEARS TAXES OUTSTANDING              |                   |
| Streets and Drainage                   | 177,778.88   |                                       |              | Balance January 1, 1969                    | 42,169.12         |
| Sewers and Sewage Processing           |              |                                       |              | Collected in 1969                          | 37,955.61         |
| Garbage and Trash Disposal             | 14,340.00    |                                       |              | Cancelled, Abated or Adjusted (1969)       |                   |
| Public Buildings and Grounds           | 15,000.00    |                                       |              | Transfers to Tax Title Liens or Foreclosed | 1,607.69          |
| Other Public Works                     |              |                                       |              | Balance December 31, 1969                  | 2,605.82          |
| HEALTH and WELFARE                     |              |                                       |              | TAX TITLE LIENS OUTSTANDING                |                   |
| Health Services Except Environmental   | 2,500.00     |                                       |              | Balance January 1, 1969                    | 12,743.26         |
| Welfare-Public Assistance              | 3,850.00     |                                       |              | Transfers From Taxes                       | 4,824.54          |
| Hospitals, Clinics, First Aid          |              |                                       |              | Redeemed in 1969                           | 3,790.66          |
| Animal, Insect, & Rodent Control       |              |                                       |              | Cancelled, Abated or Adjusted (1969)       |                   |
| Other Welfare Services                 |              |                                       |              | Transfers to Foreclosed Property:          |                   |
| RECREATION and CONSERVATION            |              |                                       |              | Balance December 31, 1969                  | 13,777.14         |
| Beaches and Boardwalks                 |              |                                       |              | PROPERTY ACQUIRED BY DEED OR               |                   |
| Parks, Playgrounds, Shade Trees        | 11,725.00    |                                       |              | FORECLOSURE                                |                   |
| Land Reclamation & Conservation        |              |                                       |              | Balance January 1, 1969                    | 14,715.00         |
| Other Recreational Services            | 4,000.00     |                                       |              | Transfers From Taxes or Liens              |                   |
| EDUCATION (excluding schools)          |              |                                       |              | Sale for Cash (1969)                       |                   |
| Libraries                              | 19,989.00    |                                       |              | Cancelled, Abated or Adjusted (1969)       |                   |
| Other Educational Services             |              |                                       |              | Balance December 31, 1969                  | 14,715.00         |
| STATUTORY EXPENDITURES                 |              |                                       |              | CURRENT FINANCES DECEMBER 31, 1969         |                   |
| Pensions & F.I.C.A.                    | 44,657.53    |                                       |              | ASSETS                                     |                   |
| Employee Fringe Benefits               | 5,000.00     |                                       |              | Cash Dec. 31, 1969                         | 211,823.32        |
| Other Statutory Expenditures           |              |                                       |              | Taxes Receivable                           | 44,306.90         |
| MUNICIPAL FUNCTIONS                    |              |                                       |              | Tax Title Liens                            | 13,777.14         |
| CAPITAL IMPROVEMENTS                   | 571,824.41   |                                       |              | Foreclosed Property                        | 14,715.00         |
| DEBT SERVICE                           | 32,200.00    |                                       |              | Emergencies & Other Deferred Charges       |                   |
| Principal Payments                     | 21,818.65    |                                       |              | State Aid Receivable                       | 7,000.00          |
| Interest Payments                      | 1,427.62     |                                       |              | Other Receivables                          | 2,842.60          |
| DEFERRED CHARGES                       |              |                                       |              | Total                                      | 294,464.96        |
| SCHOOL, COUNTY, SPECIAL DISTRICT TAXES | 1,246,230.35 |                                       |              | LIABILITIES                                |                   |
| RESERVE FOR UNCOLLECTED TAXES          | 63,396.84    |                                       |              | Cash Liabilities                           | 83,783.74         |
| EXPENDITURES                           |              |                                       |              | Reserves for Receivables                   | 75,641.64         |
| TOTAL                                  | 1,936,897.87 |                                       |              | Surplus Dec. 31, 1969                      | 135,039.58        |
|  |              |                                       |              | Total                                      | 294,464.96        |

1710  
Population 1960 3,785  
Population 1969 4,540  
Moody Rating  
Land Area 44.50 Sq. Miles

PITTSBORO TWP - SALEM COUNTY  
Net Valuation Taxable 6,501,425  
State Equalized Value 19,547,279  
Net Valuation on Which County Taxes are apportioned: 19,124,970  
State Equalization Ratio .3326  
General Tax Rate Per \$100. 9.96  
State Equalized General Tax Rate: 3.31

PER CAPITA:  
Gross Debt 127.31  
Net Debt 8.85  
Debt Service 11.45  
Total Tax Levy 143.85  
Municipal Expenditures 64.36

PER CENT:  
Gross Debt 3.22  
Net Debt .22  
Tax Levy Collected 83.90  
Tax Levy Cancelled, Abated or Adjusted .02

| 1969 EXPENDITURES                             |                   | 1969 REVENUES                                     |                    | 1969 PROPERTY TAX                          |            |
|---|-------------------|---|--------------------|--|------------|
| <b>GENERAL GOVERNMENT</b>                     |                   | 1969 — Property Taxes Collected                   |                    | <b>STATE EQUALIZED TAX RATE</b>            |            |
| Governing Body & Public Boards                |                   |   | 547,721.40         | Local District School Taxes                | 2.39       |
| Municipal Clerk                               |                   | 1969 Payments in Lieu of Taxes                    |                    | Regional & Consolidated School Tax         |            |
| Financial Administration                      | 8,150.00          | Delinquent Tax & Lien Collections                 | 65,162.12          | School Taxes in Municipal Budget           |            |
| Assessment of Taxes                           | 8,666.00          | Business Personalty Replacement Taxes             | 19,941.00          | County Taxes                               | .81        |
| Collection of Taxes                           | 5,850.00          | Taxes from Public Utilities                       | 85,996.60          | County Library Taxes                       |            |
| Planning, Housing & Development               | 900.00            | Other Miscellaneous Tax Revenues                  |                    | Local Municipal Purpose Taxes              |            |
| Human Resources                               |                   | State Aid Revenues                                | 39,947.55          | Veteran & Senior Citizen Taxes             | .11        |
| Elections                                     | 1,050.00          | Federal Aid Revenues                              |                    | Total Taxes for Rate Computation           | 3.31       |
| General Administration (other)                | 11,750.00         | Sale of Acquired Property                         |                    | Special District Taxes                     |            |
| <b>JUDICIARY</b>                              |                   | Other Miscellaneous Revenues                      | 24,466.31          | Bank Stock Taxes                           |            |
| Municipal Courts                              | 3,400.00          | 1969 Revenues                                     | 783,234.98         | Added and Omitted Taxes                    |            |
| <b>PUBLIC SAFETY</b>                          |                   | Prior Years Surplus Appropriated                  | 55,000.00          | Total Taxes Levied - ABSTRACT              |            |
| Fire Protection                               | 600.00            | <b>REVENUES</b>                                   | <b>838,234.98</b>  | <b>TOTAL TAXES BILLED</b>                  |            |
| Police Protection                             | 1,600.00          |   |                    | 1969 TAXES COLLECTED                       |            |
| Civil Defense & Disaster Control              | 637.50            | <b>1969 REAL PROPERTY VALUATIONS</b>              |                    | 1969 Taxes Cancelled, Abated or Adjusted   |            |
| Environmental Inspection & Control            | 1,025.00          | Code Class # of Parcels %VAL'N                    | ASSESSED VALUATION | Transfer to Tax Title Liens or Foreclosed  |            |
| Other Public Safety                           |                   | 1 Vacant Land 1118 8.72                           | 555,325.00         | Balance Outstanding Dec. 31, 1969          |            |
| <b>PUBLIC WORKS</b>                           |                   | 2 Residential 895 44.02                           | 2,803,475.00       | <b>PRIOR YEARS TAXES OUTSTANDING</b>       |            |
| Streets and Drainage                          | 51,525.12         | 3 Farm 736 31.67                                  | 2,017,100.00       | Balance January 1, 1969                    | 81,210.54  |
| Sewers and Sewage Processing                  | 8,364.25          | 4a Commercial 82 15.59                            | 993,250.00         | Collected in 1969                          | 65,005.02  |
| Garbage and Trash Disposal                    |                   | 4b Industrial                                     |                    | Cancelled, Abated or Adjusted (1969)       | 455.50     |
| Public Buildings and Grounds                  | 10,974.88         | 4c Apartments                                     |                    | Transfers to Tax Title Liens or Foreclosed |            |
| Other Public Works                            |                   | Total 2831 100.00                                 | 6,369,150.00       | Balance December 31, 1969                  | 15,750.02  |
| <b>HEALTH and WELFARE</b>                     |                   | <b>CAPITAL DEBT AUTHORIZED, DECEMBER 31, 1969</b> |                    | <b>TAX TITLE LIENS OUTSTANDING</b>         |            |
| Health Services Except Environmental          | 1,332.25          | ISSUED AND UNISSUED                               | GROSS DEBT         | Balance January 1, 1969                    | 3,810.16   |
| Welfare-Public Assistance                     | 3,025.00          | School  | 578,000            | Transfers From Taxes                       |            |
| Hospitals, Clinics, First Aid                 | 700.00            | Self-liquidating                                  |                    | Redeemed in 1969                           | 157.10     |
| Animal, Insect, & Rodent Control              | 450.00            | Other   |                    | Cancelled, Abated or Adjusted (1969)       |            |
| Other Welfare Services                        |                   | Total   | 578,000            | Transfers to Foreclosed Property:          |            |
| <b>RECREATION and CONSERVATION</b>            |                   |   |                    | Balance December 31, 1969                  | 3,653.06   |
| Beaches and Boardwalks                        |                   | <b>ISSUED AND OUTSTANDING</b>                     |                    | <b>PROPERTY ACQUIRED BY DEED OR</b>        |            |
| Parks, Playgrounds, Shade Trees               |                   | School  | 578,000.00         | <b>FORECLOSURE</b>                         |            |
| Land Reclamation & Conservation               |                   | Self-Liquidating                                  |                    | Balance January 1, 1969                    | 225.00     |
| Other Recreational Services                   | 1,000.00          | Other   |                    | Transfers From Taxes or Liens              |            |
| <b>EDUCATION (excluding schools)</b>          |                   | Total   | 578,000.00         | Sale for Cash (1969)                       |            |
| Libraries                                     |                   | <b>EQUALIZED VALUATION BASIS</b>                  |                    | Cancelled, Abated or Adjusted (1969)       |            |
| Other Educational Services                    |                   | <b>FOR NET DEBT COMPUTATION</b>                   | 17,927,284.33      | Balance December 31, 1969                  | 225.00     |
| <b>STATUTORY EXPENDITURES</b>                 |                   | 1969 CAPITAL OUTLAY                               | 8,200.00           | <b>CURRENT FINANCES DECEMBER 31, 1969</b>  |            |
| Pensions & F.I.C.A.                           | 4,200.00          | Beaches and Boardwalks                            |                    | <b>ASSETS</b>                              |            |
| Employee Fringe Benefits                      | 1,200.00          | Parks and Playgrounds                             |                    | Cash Dec. 31, 1969                         | 28,820.82  |
| Other Statutory Expenditures                  |                   | Public Buildings and Grounds                      |                    | Taxes Receivable                           | 120,720.55 |
| <b>MUNICIPAL FUNCTIONS</b>                    |                   | Vehicular Equipment                               |                    | Tax Title Liens                            | 3,653.06   |
| <b>CAPITAL IMPROVEMENTS</b>                   |                   | Streets, Roads, Sidewalks, Storm Sewers           | 8,200.00           | Foreclosed Property                        | 225.00     |
| <b>DEBT SERVICE</b>                           |                   | Sewer System                                      |                    | Emergencies & Other Deferred Charges       |            |
| Principal Payments                            | 50,000.00         | Water Service                                     |                    | State Aid Receivable                       | 17,000.00  |
| Interest Payments                             | 2,000.00          | Other Utilities                                   |                    | Other Receivables                          | 2,099.16   |
|   |                   | Hospitals and Clinics                             |                    | Total                                      | 172,518.59 |
| <b>DEFERRED CHARGES</b>                       |                   | Garbage and Trash Disposal Facilities             |                    | <b>LIABILITIES</b>                         |            |
| <b>SCHOOL, COUNTY, SPECIAL DISTRICT TAXES</b> |                   | Health Equipment                                  |                    | Cash Liabilities                           | 34,692.25  |
| <b>RESERVE FOR UNCOLLECTED TAXES</b>          |                   | Library and Education Facilities                  |                    | Reserves for Receivables                   | 126,697.77 |
|   |                   | Conservation and Recreation                       |                    | Surplus Dec. 31, 1969                      | 11,128.57  |
| <b>EXPENDITURES</b>                           |                   | Other Expenditures                                |                    | Total                                      | 172,518.59 |
| <b>TOTAL</b>                                  | <b>940,322.47</b> |   |                    |  |            |

2012  
Population 1960 45,330  
Population 1969 50,590  
S & P Rating AA  
Moody Rating A  
Land Area 6.00 Sq. Miles

PLAINFIELD CITY - UNION COUNTY  
Net Valuation Taxable 130,706,700  
State Equalized Value 278,751,759  
Net Valuation on Which County Taxes are apportioned: 285,928,675  
State Equalization Ratio .4689  
General Tax Rate Per \$100. 9.81  
State Equalized General Tax Rate: 4.59

PER CAPITA:  
Gross Debt 248.14  
Net Debt 76.60  
Debt Service 24.60  
Total Tax Levy 251.09  
Municipal Expenditures 220.71

PER CENT:  
Gross Debt 4.72  
Net Debt 1.46  
Tax Levy Collected 94.78  
Tax Levy Cancelled, Abated or Adjusted .21

| 1969 EXPENDITURES                      |               | 1969 REVENUES                                     |                | 1969 PROPERTY TAX                          |                    |
|--|---------------|---|----------------|--|--------------------|
| GENERAL GOVERNMENT                     |               |   |                | STATE EQUALIZED TAX RATE 1.31              |                    |
| Governing Body & Public Boards         | 105,233.00    | 1969 — Property Taxes Collected                   | 12,050,966.59  | Local District School Taxes                | 3,652,500.00       |
| Municipal Clerk                        | 59,549.00     | 1969 Payments in Lieu of Taxes                    | 59,377.47      | Regional & Consolidated School Tax         |                    |
| Financial Administration               | 323,994.00    | Delinquent Tax & Lien Collections                 | 531,280.58     | School Taxes in Municipal Budget           | .26 730,635.25     |
| Assessment of Taxes                    | 38,565.00     | Business Personalty Replacement Taxes             | 588,770.00     | County Taxes                               | .44 1,239,996.04   |
| Collection of Taxes                    | 39,680.00     | Taxes from Public Utilities                       | 635,151.15     | County Library Taxes                       |                    |
| Planning, Housing & Development        | 29,609.00     | Other Miscellaneous Tax Revenues                  | 11,164.06      | Local Municipal Purpose Taxes              | 2.52 7,013,985.42  |
| Human Resources                        | 38,900.00     | State Aid Revenues                                | 448,196.62     | Veteran & Senior Citizen Taxes             | .06 173,700.00     |
| Elections                              |               | Federal Aid Revenues                              |                | Total Taxes for Rate Computation           | 4.59 12,810,816.71 |
| General Administration (other)         | 42,770.00     | Sale of Acquired Property                         |                | Special District Taxes                     |                    |
| JUDICIARY                              |               | Other Miscellaneous Revenues                      | 747,109.04     | Bank Stock Taxes                           | 36,152.06          |
| Municipal Courts                       | 46,125.00     | 1969 Revenues                                     | 15,072,015.51  | Added and Omitted Taxes                    | 29,587.77          |
| PUBLIC SAFETY                          |               | Prior Years Surplus Appropriated                  | 585,000.00     | Total Taxes Levied - ABSTRACT              | 12,702,856.54      |
| Fire Protection                        | 1,313,956.00  | REVENUES  | 15,657,015.51  | TOTAL TAXES BILLED                         | 12,714,367.10      |
| Police Protection                      | 1,405,825.00  |   |                | 1969 TAXES COLLECTED                       | 12,050,966.59      |
| Civil Defense & Disaster Control.      | 4,655.00      | 1969 REAL PROPERTY VALUATIONS                     |                | 1969 Taxes Cancelled, Abated or Adjusted   | 26,088.16          |
| Environmental Inspection & Control     | 83,244.00     | Code Class # of Parcels %VAL'N ASSESSED VALUATION |                | Transfer to Tax Title Liens or Foreclosed  | 37,017.24          |
| Other Public Safety                    |               | 1 Vacant Land 589 1.62 2,054,500.00               |                | Balance Outstanding Dec. 31, 1969          | 600,295.11         |
| PUBLIC WORKS                           |               | 2 Residential 8761 65.43 82,837,500.00            |                | PRIOR YEARS TAXES OUTSTANDING              |                    |
| Streets and Drainage                   | 743,841.08    | 3 Farm 2 .02 20,600.00                            |                | Balance January 1, 1969                    | 562,578.63         |
| Sewers and Sewage Processing           | 157,000.00    | 4a Commercial 786 20.27 25,665,700.00             |                | Collected in 1969                          | 516,090.18         |
| Garbage and Trash Disposal             |               | 4b Industrial 51 3.34 4,227,400.00                |                | Cancelled, Abated or Adjusted (1969)       | 11,251.44          |
| Public Buildings and Grounds           | 62,330.00     | 4c Apartments 123 9.31 11,789,600.00              |                | Transfers to Tax Title Liens or Foreclosed | 19,132.76          |
| Other Public Works                     |               | Total 10312 99.99 126,595,300.00                  |                | Balance December 31, 1969                  | 16,104.25          |
| HEALTH and WELFARE                     |               | CAPITAL DEBT AUTHORIZED, DECEMBER 31, 1969        |                | TAX TITLE LIENS OUTSTANDING                |                    |
| Health Services Except Environmental   | 145,761.78    | ISSUED AND UNISSUED GROSS DEBT NET DEBT           |                | Balance January 1, 1969                    | 50,988.40          |
| Welfare-Public Assistance              | 61,273.00     | School 8,678,455                                  |                | Transfers From Taxes                       | 58,212.35          |
| Hospitals, Clinics, First Aid          | 80,000.00     | Self-liquidating                                  |                | Redeemed in 1969                           | 15,190.40          |
| Animal, Insect, & Rodent Control       |               | Other 3,875,103                                   | 3,875,103      | Cancelled, Abated or Adjusted (1969)       |                    |
| Other Welfare Services                 |               | Total 12,553,558                                  | 3,875,103      | Transfers to Foreclosed Property           |                    |
| RECREATION and CONSERVATION            |               | ISSUED AND OUTSTANDING                            |                | Balance December 31, 1969                  | 94,010.35          |
| Beaches and Boardwalks                 |               | School 8,678,455.50                               |                | PROPERTY ACQUIRED BY DEED OR               |                    |
| Parks, Playgrounds, Shade Trees        | 39,936.00     | Self-Liquidating                                  |                | FORECLOSURE                                |                    |
| Land Reclamation & Conservation        |               | Other 2,952,000.00                                |                | Balance January 1, 1969                    | 57,200.00          |
| Other Recreational Services            | 198,435.00    | Total 11,630,455.50                               |                | Transfers From Taxes or Liens              |                    |
| EDUCATION (excluding schools)          |               | EQUALIZED VALUATION BASIS                         |                | Sale for Cash (1969)                       |                    |
| Libraries                              |               | FOR NET DEBT COMPUTATION                          | 266,048,375.00 | Cancelled, Abated or Adjusted (1969)       |                    |
| Other Educational Services             | 229,000.00    | 1969 CAPITAL OUTLAY                               | 7,006,546.52   | Balance December 31, 1969                  | 57,200.00          |
| STATUTORY EXPENDITURES                 |               | Beaches and Boardwalks                            |                | CURRENT FINANCES DECEMBER 31, 1969         |                    |
| Pensions & F.I.C.A.                    | 589,255.92    | Parks and Playgrounds                             | 591.30         | ASSETS                                     |                    |
| Employee Fringe Benefits               | 55,500.00     | Public Buildings and Grounds                      | 3,364,659.16   | Cash Dec. 31, 1969                         | 1,867,609.77       |
| Other Statutory Expenditures           |               | Vehicular Equipment                               |                | Taxes Receivable                           | 616,399.36         |
| MUNICIPAL FUNCTIONS                    |               | Streets, Roads, Sidewalks, Storm Sewers           | 419,420.41     | Tax Title Liens                            | 94,010.35          |
| CAPITAL IMPROVEMENTS                   | 3,165,144.50  | Sewer System                                      | 5,582.34       | Foreclosed Property                        | 57,200.00          |
| DEBT SERVICE                           |               | Water Service                                     |                | Emergencies & Other Deferred Charges       | 91,000.00          |
| Principal Payments                     | 749,000.00    | Other Utilities                                   |                | State Aid Receivable                       | 151,839.55         |
| Interest Payments                      | 495,640.75    | Hospitals and Clinics                             |                | Other Receivables                          | 649,369.62         |
| DEFERRED CHARGES                       | 33,984.61     | Garbage and Trash Disposal Facilities             |                | Total                                      | 3,527,428.65       |
| SCHOOL, COUNTY, SPECIAL DISTRICT TAXES | 5,623,131.29  | Health Equipment                                  |                | LIABILITIES                                |                    |
| RESERVE FOR UNCOLLECTED TAXES          | 827,752.55    | Library and Education Facilities                  | 3,216,293.31   | Cash Liabilities                           | 1,027,556.08       |
| EXPENDITURES                           |               | Conservation and Recreation                       |                | Reserves for Receivables                   | 1,416,979.33       |
| TOTAL                                  | 16,789,091.48 | Other Expenditures                                |                | Surplus Dec. 31, 1969                      | 1,082,893.24       |
|  |               |   |                | Total                                      | 3,527,428.65       |

1218  
Population 1960 1,171  
Population 1969 1,860  
Moody Rating  
Land Area 11.70 Sq. Miles

PLAINSBORO TWP - MIDDLESEX COUNTY  
Net Valuation Taxable 9,216,331  
State Equalized Value 18,257,391  
Net Valuation on Which County Taxes are apportioned: 23,645,578  
State Equalization Ratio .5048  
General Tax Rate Per \$100. 4.12  
State Equalized General Tax Rate: 2.07

PER CAPITA:  
Gross Debt 161.08  
Net Debt 20.83  
Debt Service .54  
Total Tax Levy 204.99  
Municipal Expenditures 90.78

PER CENT:  
Gross Debt 1.68  
Net Debt .22  
Tax Levy Collected 99.11  
Tax Levy Cancelled, Abated or Adjusted .03

| 1969 EXPENDITURES                      |                   | 1969 REVENUES                                     |                           | 1969 PROPERTY TAX                               |                   |
|--|-------------------|---|---------------------------|---|-------------------|
| <b>GENERAL GOVERNMENT</b>              |                   | 1969 — Property Taxes Collected 377,956.63        |                           | <b>STATE EQUALIZED TAX RATE</b> 1.39            |                   |
| Governing Body & Public Boards         |                   | 1969 Payments in Lieu of Taxes                    |                           | Local District School Taxes                     | 253,110.00        |
| Municipal Clerk                        |                   | Delinquent Tax & Lien Collections                 | 4,893.76                  | Regional & Consolidated School Tax              |                   |
| Financial Administration               | 4,000.00          | Business Personalty Replacement Taxes             | 43,560.00                 | School Taxes in Municipal Budget                |                   |
| Assessment of Taxes                    | 3,500.00          | Taxes from Public Utilities                       | 69,731.06                 | County Taxes                                    | .67 122,499.86    |
| Collection of Taxes                    | 4,300.00          | Other Miscellaneous Tax Revenues                  |                           | County Library Taxes                            |                   |
| Planning, Housing & Development        | 3,950.00          | State Aid Revenues                                | 20,824.58                 | Local Municipal Purpose Taxes                   |                   |
| Human Resources                        |                   | Federal Aid Revenues                              |                           | Veteran & Senior Citizen Taxes                  | .02 3,970.00      |
| Elections                              | 400.00            | Sale of Acquired Property                         |                           | Total Taxes for Rate Computation                | 2.08 379,579.86   |
| General Administration (other)         | 7,750.00          | Other Miscellaneous Revenues                      | 8,070.07                  | Special District Taxes                          |                   |
| <b>JUDICIARY</b>                       |                   | 1969 Revenues Total                               | 525,036.10                | Bank Stock Taxes                                | 280.04            |
| Municipal Courts                       | 4,950.00          | Prior Years Surplus Appropriated                  | 29,915.00                 | Added and Omitted Taxes                         | 5,383.62          |
| <b>PUBLIC SAFETY</b>                   |                   | <b>REVENUES TOTAL</b>                             | <b>554,951.10</b>         | Total Taxes Levied - ABSTRACT                   | 381,273.52        |
| Fire Protection                        | 6,000.00          |   |                           | <b>TOTAL TAXES BILLED</b>                       | <b>381,356.40</b> |
| Police Protection                      | 3,500.00          |   |                           | 1969 TAXES COLLECTED                            | 377,956.63        |
| Civil Defense & Disaster Control       | 100.00            |   |                           | 1969 Taxes Cancelled, Abated or Adjusted        | 95.58             |
| Environmental Inspection & Control     |                   |   |                           | Transfer to Tax Title Liens or Foreclosed       |                   |
| Other Public Safety                    |                   |   |                           | Balance Outstanding Dec. 31, 1969               | 3,304.19          |
| <b>PUBLIC WORKS</b>                    |                   | <b>1969 REAL PROPERTY VALUATIONS</b>              | <b>ASSESSED VALUATION</b> | <b>PRIOR YEARS TAXES OUTSTANDING</b>            |                   |
| Streets and Drainage                   | 30,500.00         | Code Class # of Parcels %VAL'N                    |                           | Balance January 1, 1969                         | 4,893.76          |
| Sewers and Sewage Processing           | 10,200.00         | 1 Vacant Land 77 .85                              | 75,760.00                 | Collected in 1969                               | 4,893.76          |
| Garbage and Trash Disposal             |                   | 2 Residential 217 23.07                           | 2,054,400.00              | Cancelled, Abated or Adjusted (1969)            |                   |
| Public Buildings and Grounds           | 2,000.00          | 3 Farm 175 19.95                                  | 1,776,610.00              | Transfers to Tax Title Liens or Foreclosed      |                   |
| Other Public Works                     |                   | 4a Commercial 12 5.25                             | 467,265.00                | Balance December 31, 1969                       |                   |
| <b>HEALTH and WELFARE</b>              |                   | 4b Industrial 10 43.23                            | 3,850,630.00              | <b>TAX TITLE LIENS OUTSTANDING</b>              |                   |
| Health Services Except Environmental   | 2,100.00          | 4c Apartments 1 7.66                              | 682,200.00                | Balance January 1, 1969                         |                   |
| Welfare-Public Assistance              | 2,600.00          | Total 492 100.01                                  | 8,906,865.00              | Transfers From Taxes                            |                   |
| Hospitals, Clinics, First Aid          | 100.00            |   |                           | Redeemed in 1969                                |                   |
| Animal, Insect, & Rodent Control       | 600.00            |   |                           | Cancelled, Abated or Adjusted (1969)            |                   |
| Other Welfare Services                 |                   |   |                           | Transfers to Foreclosed Property                |                   |
| <b>RECREATION and CONSERVATION</b>     |                   | <b>CAPITAL DEBT AUTHORIZED, DECEMBER 31, 1969</b> |                           | Balance December 31, 1969                       |                   |
| Beaches and Boardwalks                 |                   | ISSUED AND UNISSUED                               | GROSS DEBT                | <b>PROPERTY ACQUIRED BY DEED OR FORECLOSURE</b> |                   |
| Parks, Playgrounds, Shade Trees        | 500.00            | School  | 260,864                   | Balance January 1, 1969                         |                   |
| Land Reclamation & Conservation        |                   | Self-Liquidating                                  |                           | Transfers From Taxes or Liens                   |                   |
| Other Recreational Services            |                   | Other   | 38,750                    | Sale for Cash (1969)                            |                   |
| <b>EDUCATION (excluding schools)</b>   |                   | Total   | 299,614                   | Cancelled, Abated or Adjusted (1969)            |                   |
| Libraries                              | 300.00            |   |                           | Transfers to Foreclosed Property                |                   |
| Other Educational Services             | 25,000.00         |   |                           | Balance December 31, 1969                       |                   |
| <b>STATUTORY EXPENDITURES</b>          |                   | <b>ISSUED AND OUTSTANDING</b>                     |                           | <b>PROPERTY ACQUIRED BY DEED OR FORECLOSURE</b> |                   |
| Pensions & F.I.C.A.                    | 900.00            | School  | 260,864.33                | Balance January 1, 1969                         |                   |
| Employee Fringe Benefits               |                   | Self-Liquidating                                  |                           | Transfers From Taxes or Liens                   |                   |
| Other Statutory Expenditures           |                   | Other   |                           | Sale for Cash (1969)                            |                   |
| <b>MUNICIPAL FUNCTIONS</b>             |                   | Total   | 260,864.33                | Cancelled, Abated or Adjusted (1969)            |                   |
| <b>CAPITAL IMPROVEMENTS</b>            |                   | <b>EQUALIZED VALUATION BASIS</b>                  |                           | Balance December 31, 1969                       |                   |
| <b>DEBT SERVICE</b>                    |                   | <b>FOR NET DEBT COMPUTATION</b>                   | <b>17,800,830.00</b>      | <b>CURRENT FINANCES DECEMBER 31, 1969</b>       |                   |
| Principal Payments                     |                   | 1969 CAPITAL OUTLAY                               | TOTAL                     | <b>ASSETS</b>                                   |                   |
| Interest Payments                      | 1,000.00          | Beaches and Boardwalks                            | 34,035.90                 | Cash Dec. 31, 1969                              | 41,015.25         |
| <b>DEFERRED CHARGES</b>                |                   | Parks and Playgrounds                             | 12,500.00                 | Taxes Receivable                                | 3,304.19          |
| SCHOOL, COUNTY, SPECIAL DISTRICT TAXES | 7,600.00          | Public Buildings and Grounds                      | 2,399.00                  | Tax Title Liens                                 |                   |
| RESERVE FOR UNCOLLECTED TAXES          | 375,609.86        | Vehicular Equipment                               |                           | Foreclosed Property                             |                   |
|  | 21,000.00         | Streets, Roads, Sidewalks, Storm Sewers           | 9,500.00                  | Emergencies & Other Deferred Charges            |                   |
|  |                   | Sewer System                                      |                           | State Aid Receivable                            | 49,814.27         |
|  |                   | Water Service                                     |                           | Other Receivables                               | 7,372.25          |
|  |                   | Other Utilities                                   |                           | Total   | 101,505.96        |
|  |                   | Hospitals and Clinics                             |                           | <b>LIABILITIES</b>                              |                   |
|  |                   | Garbage and Trash Disposal Facilities             |                           | Cash Liabilities                                | 28,218.03         |
|  |                   | Health Equipment                                  |                           | Reserves for Receivables                        | 10,676.44         |
|  |                   | Library and Education Facilities                  |                           | Surplus Dec. 31, 1969                           | 62,611.49         |
|  |                   | Conservation and Recreation                       | 9,636.90                  |   |                   |
| <b>EXPENDITURES TOTAL</b>              | <b>544,459.86</b> | Other Expenditures                                |                           | <b>Total</b>                                    | <b>101,505.96</b> |

0119  
Population 1960 15,172  
Population 1969 16,180  
Moody Rating  
Land Area 5.80 Sq Miles

PLEASANTVILLE CITY - ATLANTIC COUNTY  
Net Valuation Taxable 25,880,650  
State Equalized Value 51,688,935  
Net Valuation on Which County Taxes are apportioned: 48,718,929  
State Equalization Ratio .5007  
General Tax Rate Per \$100. 9.42  
State Equalized General Tax Rate: 4.71

PER CAPITA:  
Gross Debt 101.61  
Net Debt 101.61  
Debt Service 1.87  
Total Tax Levy 148.53  
Municipal Expenditures 128.37

PER CENT:  
Gross Debt 3.60  
Net Debt 3.60  
Tax Levy Collected 87.36  
Tax Levy Cancelled, Abated or Adjusted .17

| 1969 EXPENDITURES                                   |                     | 1969 REVENUES                                   |  | 1969 PROPERTY TAX                               |              |
|---|---------------------|---|--|---|--------------|
| <b>GENERAL GOVERNMENT</b>                           |                     | 1969 — Property Taxes Collected 2,099,429.41    |  | <b>STATE EQUALIZED TAX RATE</b>                 |              |
| Governing Body & Public Boards                      |                     | 1969 Payments in Lieu of Taxes 32,779.16        |  | Local District School Taxes 1.51                | 781,553.25   |
| Municipal Clerk                                     |                     | Delinquent Tax & Lien Collections 214,824.84    |  | Regional & Consolidated School Tax              |              |
| Financial Administration 66,325.00                  |                     | Business Personalty Replacement Taxes 79,820.00 |  | School Taxes in Municipal Budget .03            | 15,258.75    |
| Assessment of Taxes 27,700.00                       |                     | Taxes from Public Utilities 222,314.54          |  | County Taxes .81                                | 416,231.67   |
| Collection of Taxes 85,600.00                       |                     | Other Miscellaneous Tax Revenues 1,749.74       |  | County Library Taxes .01                        | 3,314.98     |
| Planning, Housing & Development 10,200.00           |                     | State Aid Revenues 104,198.76                   |  | Local Municipal Purpose Taxes 2.19              | 1,131,419.24 |
| Human Resources                                     |                     | Federal Aid Revenues                            |  | Veteran & Senior Citizen Taxes .17              | 88,550.00    |
| Elections 3,600.00                                  |                     | Sole of Acquired Property 34,700.00             |  | Total Taxes for Rate Computation 4.72           | 2,436,327.89 |
| General Administration (other) 94,791.77            |                     | Other Miscellaneous Revenues 109,409.64         |  | Special District Taxes                          |              |
| <b>JUDICIARY</b>                                    |                     | 1969 Revenues Total 2,899,226.09                |  | Bank Stock Taxes                                | 3,097.46     |
| Municipal Courts 14,000.00                          |                     | Prior Years Surplus Appropriated 250,000.00     |  | Added and Omitted Taxes                         | 52,292.02    |
| <b>PUBLIC SAFETY</b>                                |                     | REVENUES TOTAL 3,149,226.09                     |  | Total Taxes Levied - ABSTRACT                   | 2,403,167.37 |
| Fire Protection 222,904.19                          |                     |   |  | <b>TOTAL TAXES BILLED</b>                       | 2,403,167.37 |
| Police Protection 335,113.24                        |                     |   |  | 1969 TAXES COLLECTED                            | 2,099,429.41 |
| Civil Defense & Disaster Control 3,600.00           |                     |   |  | 1969 Taxes Cancelled, Abated or Adjusted        | 4,091.06     |
| Environmental Inspection & Control 16,409.06        |                     |   |  | Transfer to Tax Title Liens or Foreclosed       | 85,653.42    |
| Other Public Safety                                 |                     |   |  | Balance Outstanding Dec. 31, 1969               | 213,993.48   |
| <b>PUBLIC WORKS</b>                                 |                     |   |  | <b>PRIOR YEARS TAXES OUTSTANDING</b>            |              |
| Streets and Drainage 347,822.22                     |                     |   |  | Balance January 1, 1969                         | 314,975.86   |
| Sewers and Sewage Processing                        |                     |   |  | Collected in 1969                               | 167,058.64   |
| Garbage and Trash Disposal 3,000.00                 |                     |   |  | Cancelled, Abated or Adjusted (1969)            |              |
| Public Buildings and Grounds 54,000.00              |                     |   |  | Transfers to Tax Title Liens or Foreclosed      |              |
| Other Public Works                                  |                     |   |  | Balance December 31, 1969                       | 147,917.22   |
| <b>HEALTH and WELFARE</b>                           |                     |   |  | <b>TAX TITLE LIENS OUTSTANDING</b>              |              |
| Health Services Except Environmental 11,804.04      |                     |   |  | Balance January 1, 1969                         | 600,362.22   |
| Welfare-Public Assistance 19,000.00                 |                     |   |  | Transfers From Taxes                            | 85,653.42    |
| Hospitals, Clinics, First Aid 14,000.00             |                     |   |  | Redeemed in 1969                                | 47,766.20    |
| Animal, Insect, & Rodent Control 13,200.00          |                     |   |  | Cancelled, Abated or Adjusted (1969)            |              |
| Other Welfare Services                              |                     |   |  | Transfers to Foreclosed Property                |              |
| <b>RECREATION and CONSERVATION</b>                  |                     |   |  | Balance December 31, 1969                       | 638,249.44   |
| Beaches and Boardwalks                              |                     |   |  | <b>PROPERTY ACQUIRED BY DEED OR FORECLOSURE</b> |              |
| Parks, Playgrounds, Shade Trees 84,377.65           |                     |   |  | Balance January 1, 1969                         | 348,210.75   |
| Land Reclamation & Conservation                     |                     |   |  | Transfers From Taxes or Liens                   |              |
| Other Recreational Services                         |                     |   |  | Sale for Cash (1969)                            | 34,700.00    |
| <b>EDUCATION (excluding schools)</b>                |                     |   |  | Cancelled, Abated or Adjusted (1969)            |              |
| Libraries 8,500.00                                  |                     |   |  | Balance December 31, 1969                       | 313,510.75   |
| Other Educational Services                          |                     |   |  | <b>CURRENT FINANCES DECEMBER 31, 1969</b>       |              |
| <b>STATUTORY EXPENDITURES</b>                       |                     |   |  | <b>ASSETS</b>                                   |              |
| Pensions & F.I.C.A. 107,359.10                      |                     |   |  | Cash Dec. 31, 1969                              | 403,674.07   |
| Employee Fringe Benefits 55,286.76                  |                     |   |  | Taxes Receivable                                | 361,910.70   |
| Other Statutory Expenditures                        |                     |   |  | Tax Title Liens                                 | 638,249.44   |
| <b>MUNICIPAL FUNCTIONS</b>                          |                     |   |  | Foreclosed Property                             | 313,510.75   |
| <b>CAPITAL IMPROVEMENTS</b>                         |                     |   |  | Emergencies & Other Deferred Charges            | 44,286.71    |
| DEBT SERVICE  |                     |   |  | State Aid Receivable                            | 41,000.00    |
| Principal Payments 25,000.00                        |                     |   |  | Other Receivables                               | 2,143.06     |
| Interest Payments 5,284.25                          |                     |   |  | Total   | 1,804,774.73 |
| <b>TYPE I SCHL DEBT *MEMO</b>                       |                     |   |  | <b>LIABILITIES</b>                              |              |
| DEFERRED CHARGES 6,870.40                           |                     |   |  | Cash Liabilities                                | 148,481.60   |
| SCHOOL, COUNTY, SPECIAL DISTRICT TAXES 1,216,358.65 |                     |   |  | Reserves for Receivables                        | 1,315,813.95 |
| RESERVE FOR UNCOLLECTED TAXES 348,116.31            |                     |   |  | Surplus Dec. 31, 1969                           | 340,479.18   |
| <b>EXPENDITURES</b>                                 |                     |   |  | Total   | 1,804,774.73 |
| <b>TOTAL</b>  | <b>3,293,389.31</b> |   |  |   |              |

1523  
Population 1960 3,281  
Population 1969 4,180  
  
Moody Rating  
Land Area 40.70 Sq. Miles

PLUMSTED TWP - OCEAN COUNTY  
Net Valuation Taxable 15,651,958  
State Equalized Value 15,636,321 General Tax Rate Per \$100. 3.30  
Net Valuation on Which County Taxes are apportioned: 15,996,369  
State Equalization Ratio 1.0010 General Tax Rate: 3.30

PER CAPITA:  
Gross Debt 92.58  
Net Debt 8.85  
Debt Service  
Total Tax Levy 120.54  
Municipal Expenditures 41.69

PER CENT:  
Gross Debt 2.71  
Net Debt .26  
Tax Levy Collected 81.30  
Tax Levy Cancelled, Abated or Adjusted

| 1969 EXPENDITURES                      |            | 1969 REVENUES                              |  | 1969 PROPERTY TAX                          |  |
|--|------------|--|--|--|--|
| GENERAL GOVERNMENT                     |            | 1969 — Property Taxes Collected            |  | STATE EQUALIZED TAX RATE                   |  |
| Governing Body & Public Boards         |            | 409,645.05                                 |  | 2.62                                       |  |
| Municipal Clerk                        |            | 1969 Payments in Lieu of Taxes             |  | Local District School Taxes                |  |
| Financial Administration               | 5,270.72   | 70,254.29                                  |  | Regional & Consolidated School Tax         |  |
| Assessment of Taxes                    | 2,470.06   | Delinquent Tax & Lien Collections          |  | School Taxes in Municipal Budget           |  |
| Collection of Taxes                    | 2,695.70   | 8,467.00                                   |  | County Taxes                               |  |
| Planning, Housing & Development        |            | Taxes from Public Utilities                |  | County Library Taxes                       |  |
| Human Resources                        |            | 45,080.76                                  |  | Local Municipal Purpose Taxes              |  |
| Elections                              |            | Other Miscellaneous Tax Revenues           |  | Veteran & Senior Citizen Taxes             |  |
| General Administration (other)         | 11,281.38  | 18,433.11                                  |  | Total Taxes for Rate Computation           |  |
| JUDICIARY                              |            | Sale of Acquired Property                  |  | Special District Taxes                     |  |
| Municipal Courts                       | 3,654.30   | Other Miscellaneous Revenues               |  | Bank Stock Taxes                           |  |
| PUBLIC SAFETY                          |            | 1969 Revenues                              |  | Added and Omitted Taxes                    |  |
| Fire Protection                        | 6,469.94   | 23,743.81                                  |  | Total Taxes Levied - ABSTRACT              |  |
| Police Protection                      | 18,397.01  | 22,000.00                                  |  | TOTAL TAXES BILLED                         |  |
| Civil Defense & Disaster Control       | 150.00     | Prior Years Surplus Appropriated           |  | 1969 TAXES COLLECTED                       |  |
| Environmental Inspection & Control     |            | REVENUES                                   |  | 1969 Taxes Cancelled, Abated or Adjusted   |  |
| Other Public Safety                    |            | 597,624.02                                 |  | Transfer to Tax Title Liens or Foreclosed  |  |
| PUBLIC WORKS                           |            | 1969 REAL PROPERTY VALUATIONS              |  | Balance Outstanding Dec. 31, 1969          |  |
| Streets and Drainage                   | 10,429.62  | Code Class # of Parcels %VAL'N             |  | PRIOR YEARS TAXES OUTSTANDING              |  |
| Sewers and Sewage Processing           |            | 1 Vacant Land 409 2.98                     |  | Balance January 1, 1969                    |  |
| Garbage and Trash Disposal             | 5,373.70   | 2 Residential 1048 73.57                   |  | Collected in 1969                          |  |
| Public Buildings and Grounds           | 1,677.94   | 3 Farm 71 15.17                            |  | Cancelled, Abated or Adjusted (1969)       |  |
| Other Public Works                     |            | 4a Commercial 61 7.58                      |  | Transfers to Tax Title Liens or Foreclosed |  |
| HEALTH and WELFARE                     |            | 4b Industrial 3 .70                        |  | Balance December 31, 1969                  |  |
| Health Services Except Environmental   | 209.54     | 4c Apartments 3 .70                        |  | TAX TITLE LIENS OUTSTANDING                |  |
| Welfare-Public Assistance              | 3,300.00   | Total 1592 100.00                          |  | Balance January 1, 1969                    |  |
| Hospitals, Clinics, First Aid          |            | CAPITAL DEBT AUTHORIZED, DECEMBER 31, 1969 |  | Transfers From Taxes                       |  |
| Animal, Insect, & Rodent Control       | 5,632.93   | ISSUED AND UNISSUED                        |  | Redeemed in 1969                           |  |
| Other Welfare Services                 |            | School                                     |  | Cancelled, Abated or Adjusted (1969)       |  |
| RECREATION and CONSERVATION            |            | Self-liquidating                           |  | Transfers to Foreclosed Property           |  |
| Beaches and Boardwalks                 |            | Other                                      |  | Balance December 31, 1969                  |  |
| Parks, Playgrounds, Shade Trees        |            | Total                                      |  | PROPERTY ACQUIRED BY DEED OR               |  |
| Land Reclamation & Conservation        | 1,100.00   | 350,000                                    |  | FORECLOSURE                                |  |
| Other Recreational Services            |            | 37,000                                     |  | Balance January 1, 1969                    |  |
| EDUCATION (excluding schools)          |            | 37,000                                     |  | Transfers From Taxes or Liens              |  |
| Libraries                              |            | 37,000                                     |  | Sale for Cash (1969)                       |  |
| Other Educational Services             |            | Total                                      |  | Cancelled, Abated or Adjusted (1969)       |  |
| STATUTORY EXPENDITURES                 |            | EQUIALIZED VALUATION BASIS                 |  | Balance December 31, 1969                  |  |
| Pensions & F.I.C.A.                    | 2,762.38   | FOR NET DEBT COMPUTATION                   |  | CURRENT FINANCES DECEMBER 31, 1969         |  |
| Employee Fringe Benefits               |            | 1969 CAPITAL OUTLAY                        |  | ASSETS                                     |  |
| Other Statutory Expenditures           |            | Beaches and Boardwalks                     |  | Cash Dec. 31, 1969                         |  |
| MUNICIPAL FUNCTIONS                    | 80,875.22  | Parks and Playgrounds                      |  | Taxes Receivable                           |  |
| CAPITAL IMPROVEMENTS                   |            | Public Buildings and Grounds               |  | Tax Title Liens                            |  |
| DEBT SERVICE                           |            | Vehicular Equipment                        |  | Foreclosed Property                        |  |
| Principal Payments                     |            | Streets, Roads, Sidewalks, Storm Sewers    |  | Emergencies & Other Deferred Charges       |  |
| Interest Payments                      |            | Sewer System                               |  | State Aid Receivable                       |  |
| DEFERRED CHARGES                       |            | Water Service                              |  | Other Receivables                          |  |
| SCHOOL, COUNTY, SPECIAL DISTRICT TAXES | 496,739.25 | Other Utilities                            |  | Total                                      |  |
| RESERVE FOR UNCOLLECTED TAXES          | 93,373.17  | Hospitals and Clinics                      |  | LIABILITIES                                |  |
| EXPENDITURES                           | 670,987.64 | Garbage and Trash Disposal Facilities      |  | Cash Liabilities                           |  |
|  |            | Health Equipment                           |  | Reserves for Receivables                   |  |
|  |            | Library and Education Facilities           |  | Surplus Dec. 31, 1969                      |  |
|  |            | Conservation and Recreation                |  | Total                                      |  |
|  |            | Other Expenditures                         |  |  |  |



2120  
Population 1960 3,543  
Population 1969 3,980  
  
Moody Rating  
Land Area 13.40 Sq. Miles

POHATCONG TWP  
Net Valuation Taxable 17,313,498  
State Equalized Value 22,697,296  
Net Valuation on Which County Taxes  
are apportioned: 24,849,950  
State Equalization Ratio .7628  
  
- WARREN COUNTY  
General Tax Rate Per \$100. 3.66  
State Equalized  
General Tax Rate: 2.79

PER CAPITA:  
Gross Debt 239.95  
Net Debt 233.67  
Debt Service  
Total Tax Levy 152.45  
Municipal Expenditures 62.34

PER CENT:  
Gross Debt 4.26  
Net Debt 4.15  
Tax Levy Collected 93.87  
Tax Levy Cancelled, Abated  
or Adjusted

| 1969 EXPENDITURES                      |                   | 1969 REVENUES                              |                         | 1969 PROPERTY TAX                          |                 |
|--|-------------------|--|-------------------------|--|-----------------|
| <b>GENERAL GOVERNMENT</b>              |                   | 1969 — Property Taxes Collected 568,850.18 |                         | <b>STATE EQUALIZED TAX RATE</b>            |                 |
| Governing Body & Public Boards         |                   | 1969 Payments in Lieu of Taxes             |                         | Local District School Taxes 1.66           | 377,221.65      |
| Municipal Clerk                        |                   | Delinquent Tax & Lien Collections          | 43,710.89               | Regional & Consolidated School Tax         |                 |
| Financial Administration               | 7,400.00          | Business Personalty Replacement Taxes      | 33,052.00               | School Taxes in Municipal Budget           |                 |
| Assessment of Taxes                    | 2,700.00          | Taxes from Public Utilities                | 43,046.66               | County Taxes                               | .79 178,707.59  |
| Collection of Taxes                    | 3,100.00          | Other Miscellaneous Tax Revenues           | 25,975.38               | County Library Taxes                       | .02 5,041.31    |
| Planning, Housing & Development        | 2,400.00          | State Aid Revenues                         |                         | Local Municipal Purpose Taxes              | .19 43,440.51   |
| Human Resources                        |                   | Federal Aid Revenues                       |                         | Veteran & Senior Citizen Taxes             | .13 29,030.00   |
| Elections                              |                   | Sale of Acquired Property                  | 15,166.30               | Total Taxes for Rate Computation           | 2.79 633,441.06 |
| General Administration (other)         | 17,550.00         | Other Miscellaneous Revenues               | 15,166.30               | Special District Taxes                     |                 |
| <b>JUDICIARY</b>                       |                   | 1969 Revenues                              | Total 729,801.41        | Bank Stock Taxes                           | 198.11          |
| Municipal Courts                       | 2,050.00          | Prior Years Surplus Appropriated           | 60,000.00               | Added and Omitted Taxes                    | 2,158.04        |
| <b>PUBLIC SAFETY</b>                   |                   | <b>REVENUES</b>                            | <b>TOTAL 789,801.41</b> | Total Taxes Levied - ABSTRACT              | 606,767.21      |
| Fire Protection                        | 9,250.00          |  |                         | <b>TOTAL TAXES BILLED</b>                  | 605,966.42      |
| Police Protection                      | 40,150.00         |  |                         | 1969 TAXES COLLECTED                       | 568,850.18      |
| Civil Defense & Disaster Control       | 500.00            |  |                         | 1969 Taxes Cancelled, Abated or Adjusted   | 38.43           |
| Environmental Inspection & Control     |                   |  |                         | Transfer to Tax Title Liens or Foreclosed  |                 |
| Other Public Safety                    |                   |  |                         | Balance Outstanding Dec. 31, 1969          | 37,077.81       |
| <b>PUBLIC WORKS</b>                    |                   |  |                         | <b>PRIOR YEARS TAXES OUTSTANDING</b>       |                 |
| Streets and Drainage                   | 56,000.00         |  |                         | Balance January 1, 1969                    | 46,721.25       |
| Sewers and Sewage Processing           |                   |  |                         | Collected in 1969                          | 43,710.89       |
| Garbage and Trash Disposal             |                   |  |                         | Cancelled, Abated or Adjusted (1969)       | 406.94          |
| Public Buildings and Grounds           | 6,000.00          |  |                         | Transfers to Tax Title Liens or Foreclosed |                 |
| Other Public Works                     |                   |  |                         | Balance December 31, 1969                  | 2,603.42        |
| <b>HEALTH and WELFARE</b>              |                   |  |                         | <b>TAX TITLE LIENS OUTSTANDING</b>         |                 |
| Health Services Except Environmental   | 7,450.00          |  |                         | Balance January 1, 1969                    | 234.66          |
| Welfare-Public Assistance              | 600.00            |  |                         | Transfers From Taxes                       | 38.43           |
| Hospitals, Clinics, First Aid          | 200.00            |  |                         | Redeemed in 1969                           |                 |
| Animal, Insect, & Rodent Control       |                   |  |                         | Cancelled, Abated or Adjusted (1969)       |                 |
| Other Welfare Services                 |                   |  |                         | Transfers to Foreclosed Property:          |                 |
| <b>RECREATION and CONSERVATION</b>     |                   |  |                         | Balance December 31, 1969                  | 273.09          |
| Beaches and Boardwalks                 |                   |  |                         | <b>PROPERTY ACQUIRED BY DEED OR</b>        |                 |
| Parks, Playgrounds, Shade Trees        | 3,000.00          |  |                         | <b>FORECLOSURE</b>                         |                 |
| Land Reclamation & Conservation        |                   |  |                         | Balance January 1, 1969                    |                 |
| Other Recreational Services            |                   |  |                         | Transfers From Taxes or Liens              |                 |
| <b>EDUCATION (excluing schools)</b>    |                   |  |                         | Sale for Cash (1969)                       |                 |
| Libraries                              |                   |  |                         | Cancelled, Abated or Adjusted (1969)       |                 |
| Other Educational Services             |                   |  |                         | Balance December 31, 1969                  |                 |
| <b>STATUTORY EXPENDITURES</b>          |                   |  |                         | <b>CURRENT FINANCES DECEMBER 31, 1969</b>  |                 |
| Pensions & F.I.C.A.                    | 3,314.00          |  |                         | <b>ASSETS</b>                              |                 |
| Employee Fringe Benefits               | 2,000.00          |  |                         | Cash Dec. 31, 1969                         | 139,393.90      |
| Other Statutory Expenditures           |                   |  |                         | Taxes Receivable                           | 39,681.23       |
| <b>MUNICIPAL FUNCTIONS</b>             |                   |  |                         | Tax Title Liens                            | 273.09          |
| <b>CAPITAL IMPROVEMENTS</b>            |                   |  |                         | Foreclosed Property                        |                 |
| <b>DEBT SERVICE</b>                    |                   |  |                         | Emergencies & Other Deferred Charges       | 3,500.00        |
| Principal Payments                     |                   |  |                         | State Aid Receivable                       | 6,017.75        |
| Interest Payments                      |                   |  |                         | Other Receivables                          | 58.24           |
|  |                   |  |                         | Total                                      | 188,924.21      |
| <b>DEFERRED CHARGES</b>                |                   |  |                         | <b>LIABILITIES</b>                         |                 |
| SCHOOL, COUNTY, SPECIAL DISTRICT TAXES | 4,000.00          |  |                         | Cash Liabilities                           | 28,614.82       |
| RESERVE FOR UNCOLLECTED TAXES          | 560,970.55        |  |                         | Reserves for Receivables                   | 40,012.56       |
|  | 59,063.00         |  |                         | Surplus Dec. 31, 1969                      | 120,296.83      |
| <b>EXPENDITURES</b>                    |                   |  |                         | Total                                      | 188,924.21      |
| <b>TOTAL</b>                           | <b>809,097.55</b> |  |                         |  |                 |

1524  
 Population 1960 10,182  
 Population 1969 13,800  
 Moody Rating BA  
 Land Area 3.60 Sq Miles

POINT PLEASANT BORO - OCEAN COUNTY  
 Net Valuation Taxable 99,362,673  
 State Equalized Value 100,793,947  
 Net Valuation on Which County Taxes  
 are apportioned: 99,634,061  
 State Equalization Ratio .9858  
 General Tax Rate Per \$100. 3.33  
 State Equalized  
 General Tax Rate: 3.28

PER CAPITA:  
 Gross Debt 256.81  
 Net Debt 6.16  
 Debt Service .87  
 Total Tax Levy 233.87  
 Municipal Expenditures 143.88

PER CENT:  
 Gross Debt 3.79  
 Net Debt .09  
 Tax Levy Collected 95.10  
 Tax Levy Cancelled, Abated  
 or Adjusted .09

| 1969 EXPENDITURES                      |                     | 1969 REVENUES  |                           | 1969 PROPERTY TAX                          |                   |
|--|---------------------|--|---------------------------|--|-------------------|
| <b>GENERAL GOVERNMENT</b>              |                     | 1969 — Property Taxes Collected  |                           | <b>STATE EQUALIZED TAX RATE</b>            |                   |
| Governing Body & Public Boards         |                     |  | 3,076,844.39              | Local District School Taxes                | 2.16 2,180,470.17 |
| Municipal Clerk                        |                     | 1969 Payments in Lieu of Taxes   |                           | Regional & Consolidated School Tax         |                   |
| Financial Administration               | 36,562.71           | Delinquent Tax & Lien Collections  | 119,430.55                | School Taxes in Municipal Budget           |                   |
| Assessment of Taxes                    | 22,529.20           | Business Personalty Replacement Taxes  | 39,191.00                 | County Taxes                               | .52 521,436.45    |
| Collection of Taxes                    | 36,236.14           | Taxes from Public Utilities  | 170,061.56                | County Library Taxes                       | .02 21,413.18     |
| Planning, Housing & Development        | 5,273.22            | Other Miscellaneous Tax Revenues   |                           | Local Municipal Purpose Taxes              | .44 438,539.23    |
| Human Resources                        |                     | State Aid Revenues   | 53,884.41                 | Veteran & Senior Citizen Taxes             | .14 138,470.00    |
| Elections                              |                     | Federal Aid Revenues   |                           | Total Taxes for Rate Computation           | 3.28 3,300,329.03 |
| General Administration (other)         | 820,097.90          | Sale of Acquired Property  | 10,775.00                 | Special District Taxes                     |                   |
| <b>JUDICIARY</b>                       |                     | Other Miscellaneous Revenues   | 191,627.87                | Bank Stock Taxes                           | 3,460.77          |
| Municipal Courts                       | 11,801.50           | 1969 Revenues  | 3,661,814.78              | Added and Omitted Taxes                    | 62,106.02         |
| <b>PUBLIC SAFETY</b>                   |                     | Prior Years Surplus Appropriated   | 277,000.00                | Total Taxes Levied - ABSTRACT              | 3,227,425.82      |
| Fire Protection                        | 28,039.73           | <b>REVENUES</b>  | <b>TOTAL</b> 3,938,814.78 | <b>TOTAL TAXES BILLED</b>                  | 3,235,507.69      |
| Police Protection                      | 266,191.57          |  |                           | <b>1969 TAXES COLLECTED</b>                | 3,076,844.39      |
| Civil Defense & Disaster Control       | 2,787.85            |  |                           | 1969 Taxes Cancelled, Abated or Adjusted   | 3,027.60          |
| Environmental Inspection & Control     | 15,723.17           | <b>1969 REAL PROPERTY VALUATIONS</b>   |                           | Transfer to Tax Title Liens or Foreclosed  |                   |
| Other Public Safety                    |                     | <u>Code</u> <u>Class</u> <u># of Parcels</u> <u>%VAL'N</u> <u>ASSESSED VALUATION</u> |                           | Balance Outstanding Dec. 31, 1969          | 155,635.70        |
| <b>PUBLIC WORKS</b>                    |                     | 1 Vacant Land 1685 6.75 6,537,825.00   |                           | <b>PRIOR YEARS TAXES OUTSTANDING</b>       |                   |
| Streets and Drainage                   | 102,208.14          | 2 Residential 5360 81.54 79,014,250.00   |                           | Balance January 1, 1969                    | 122,181.60        |
| Sewers and Sewage Processing           |                     | 3 Farm   |                           | Collected in 1969                          | 115,592.05        |
| Garbage and Trash Disposal             | 144,000.00          | 4a Commercial 212 9.72 9,418,500.00  |                           | Cancelled, Abated or Adjusted (1969)       | 56.71             |
| Public Buildings and Grounds           | 17,611.13           | 4b Industrial  |                           | Transfers to Tax Title Liens or Foreclosed | 63.27             |
| Other Public Works                     |                     | 4c Apartments 8 1.99 1,930,125.00  |                           | Balance December 31, 1969                  | 6,469.57          |
| <b>HEALTH and WELFARE</b>              |                     | Total 7265 100.00 96,900,700.00  |                           | <b>TAX TITLE LIENS OUTSTANDING</b>         |                   |
| Health Services Except Environmental   | 12,725.00           | <b>CAPITAL DEBT AUTHORIZED, DECEMBER 31, 1969</b>                                    |                           | Balance January 1, 1969                    | 8,433.72          |
| Welfare-Public Assistance              | 3,032.03            | <b>ISSUED AND UNISSUED</b> <b>GROSS DEBT</b> <b>NET DEBT</b>                         |                           | Transfers From Taxes                       | 63.27             |
| Hospitals, Clinics, First Aid          | 500.00              | School 2,693,000   |                           | Redeemed in 1969                           | 3,838.50          |
| Animal, Insect, & Rodent Control       | 355.70              | Self-liquidating 766,000   |                           | Cancelled, Abated or Adjusted (1969)       |                   |
| Other Welfare Services                 |                     | Other 85,000 85,000  |                           | Transfers to Foreclosed Property           |                   |
| <b>RECREATION and CONSERVATION</b>     |                     | Total 3,544,000 85,000   |                           | Balance December 31, 1969                  | 4,658.49          |
| Beaches and Boardwalks                 | 5,853.51            | <b>ISSUED AND OUTSTANDING</b>  |                           | <b>PROPERTY ACQUIRED BY DEED OR</b>        |                   |
| Parks, Playgrounds, Shade Trees        |                     | School 2,693,000.00  |                           | <b>FORECLOSURE</b>                         |                   |
| Land Reclamation & Conservation        |                     | Self-Liquidating 746,000.00  |                           | Balance January 1, 1969                    | 48,080.00         |
| Other Recreational Services            | 24,938.28           | Other 50,000.00  |                           | Transfers From Taxes or Liens              |                   |
| <b>EDUCATION (excluding schools)</b>   |                     | Total 3,489,000.00   |                           | Sale for Cash (1969)                       |                   |
| Libraries                              | 6,000.00            | <b>EQUALIZED VALUATION BASIS</b>   |                           | Cancelled, Abated or Adjusted (1969)       |                   |
| Other Educational Services             |                     | <b>FOR NET DEBT COMPUTATION</b>  |                           | Balance December 31, 1969                  | 48,080.00         |
| <b>STATUTORY EXPENDITURES</b>          |                     | 1969 CAPITAL OUTLAY  | <b>TOTAL</b> 116,805.89   | <b>CURRENT FINANCES DECEMBER 31, 1969</b>  |                   |
| Pensions & F.I.C.A.                    | 45,731.11           | Beaches and Boardwalks   |                           | <b>ASSETS</b>                              |                   |
| Employee Fringe Benefits               | 11,000.00           | Parks and Playgrounds  |                           | Cash Dec. 31, 1969                         | 1,531,889.05      |
| Other Statutory Expenditures           |                     | Public Buildings and Grounds   |                           | Taxes Receivable                           | 162,105.27        |
| <b>MUNICIPAL FUNCTIONS</b>             |                     | Vehicular Equipment  |                           | Tax Title Liens                            | 4,658.49          |
| <b>CAPITAL IMPROVEMENTS</b>            |                     | Streets, Roads, Sidewalks, Storm Sewers  | 89,894.89                 | Foreclosed Property                        | 48,080.00         |
| <b>DEBT SERVICE</b>                    |                     | Sewer System   |                           | Emergencies & Other Deferred Charges       |                   |
| Principal Payments                     | 10,000.00           | Water Service  | 26,911.00                 | State Aid Receivable                       | 43,174.07         |
| Interest Payments                      | 2,040.00            | Other Utilities  |                           | Other Receivables                          | 2,244.50          |
| <b>DEFERRED CHARGES</b>                |                     | Hospitals and Clinics  |                           | Total                                      | 1,792,151.38      |
| SCHOOL, COUNTY, SPECIAL DISTRICT TAXES | 35,500.00           | Garbage and Trash Disposal Facilities  |                           | <b>LIABILITIES</b>                         |                   |
| RESERVE FOR UNCOLLECTED TAXES          | 2,723,319.80        | Health Equipment   |                           | Cash Liabilities                           | 1,275,147.19      |
|  | 237,310.16          | Library and Education Facilities   |                           | Reserves for Receivables                   | 217,088.26        |
|  |                     | Conservation and Recreation  |                           | Surplus Dec. 31, 1969                      | 299,915.93        |
| <b>EXPENDITURES</b>                    |                     | Other Expenditures   |                           | Total                                      | 1,792,151.38      |
| <b>TOTAL</b>                           | <b>4,708,828.35</b> |  |                           |  |                   |

1525  
Population 1960 3,873  
Population 1969 4,260  
  
Moody Rating  
Land Area 1.50 Sq. Miles

POINT PLEASANT BEACH - OCEAN COUNTY  
Net Valuation Taxable 57,244,119  
State Equalized Value 64,507,684  
General Tax Rate Per \$100. 3.33  
  
Net Valuation on Which County Taxes  
are apportioned: 64,886,433  
State Equalized  
State Equalization Ratio .8874  
General Tax Rate: 2.95

PER CAPITA:  
Gross Debt 215.92  
Net Debt 27.18  
Debt Service  
Total Tax Levy 440.58  
Municipal Expenditures 250.19

PER CENT:  
Gross Debt 1.48  
Net Debt .19  
Tax Levy Collected 92.98  
Tax Levy Cancelled, Abated  
or Adjusted

| 1969 EXPENDITURES                      |              | 1969 REVENUES                         |              | 1969 PROPERTY TAX                          |              |
|--|--------------|---------------------------------------|--------------|--|--------------|
| <b>GENERAL GOVERNMENT</b>              |              | 1969 — Property Taxes Collected       |              | <b>STATE EQUALIZED TAX RATE</b>            |              |
| Governing Body & Public Boards         |              | 1969 Payments in Lieu of Taxes        | 1,745,155.74 | Local District School Taxes                | 1.58         |
| Municipal Clerk                        |              | Delinquent Tax & Lien Collections     | 141,289.44   | Regional & Consolidated School Tax         |              |
| Financial Administration               | 26,900.00    | Business Personalty Replacement Taxes | 55,053.00    | School Taxes in Municipal Budget           |              |
| Assessment of Taxes                    | 11,700.00    | Taxes from Public Utilities           | 88,296.80    | County Taxes                               | .53          |
| Collection of Taxes                    | 8,700.00     | Other Miscellaneous Tax Revenues      |              | County Library Taxes                       | .02          |
| Planning, Housing & Development        | 6,800.00     | State Aid Revenues                    | 21,370.10    | Local Municipal Purpose Taxes              | .76          |
| Human Resources                        |              | Federal Aid Revenues                  |              | Veteran & Senior Citizen Taxes             | .06          |
| Elections                              |              | Sale of Acquired Property             |              | Total Taxes for Rate Computation           | 2.95         |
| General Administration (other)         | 80,200.00    | Other Miscellaneous Revenues          | 205,611.88   | Special District Taxes                     |              |
| <b>JUDICIARY</b>                       |              | 1969 Revenues                         | 2,256,776.96 | Bank Stock Taxes                           | 6,344.73     |
| Municipal Courts                       | 12,500.00    | Prior Years Surplus Appropriated      | 175,000.00   | Added and Omitted Taxes                    | 8,674.31     |
| <b>PUBLIC SAFETY</b>                   |              | REVENUES                              | 2,431,776.96 | Total Taxes Levied - ABSTRACT              | 1,876,871.15 |
| Fire Protection                        | 23,400.00    |                                       |              | <b>TOTAL TAXES BILLED</b>                  | 1,876,871.15 |
| Police Protection                      | 217,850.00   |                                       |              | 1969 TAXES COLLECTED                       | 1,745,155.74 |
| Civil Defense & Disaster Control       | 300.00       |                                       |              | 1969 Taxes Cancelled, Abated or Adjusted   |              |
| Environmental Inspection & Control     | 9,200.00     |                                       |              | Transfer to Tax Title Liens or Foreclosed  |              |
| Other Public Safety                    | 500.00       |                                       |              | Balance Outstanding Dec. 31, 1969          | 131,715.41   |
| <b>PUBLIC WORKS</b>                    |              |                                       |              | <b>PRIOR YEARS TAXES OUTSTANDING</b>       |              |
| Streets and Drainage                   | 93,600.00    |                                       |              | Balance January 1, 1969                    | 200,124.12   |
| Sewers and Sewage Processing           |              |                                       |              | Collected in 1969                          | 140,989.44   |
| Garbage and Trash Disposal             | 43,000.00    |                                       |              | Cancelled, Abated or Adjusted (1969)       |              |
| Public Buildings and Grounds           | 26,600.00    |                                       |              | Transfers to Tax Title Liens or Foreclosed |              |
| Other Public Works                     |              |                                       |              | Balance December 31, 1969                  | 59,134.68    |
| <b>HEALTH and WELFARE</b>              |              |                                       |              | <b>TAX TITLE LIENS OUTSTANDING</b>         |              |
| Health Services Except Environmental   | 5,100.00     |                                       |              | Balance January 1, 1969                    | 8,406.87     |
| Welfare-Public Assistance              | 5,700.00     |                                       |              | Transfers From Taxes                       |              |
| Hospitals, Clinics, First Aid          | 1,000.00     |                                       |              | Redeemed in 1969                           | 300.00       |
| Animal, Insect, & Rodent Control       |              |                                       |              | Cancelled, Abated or Adjusted (1969)       |              |
| Other Welfare Services                 |              |                                       |              | Transfers to Foreclosed Property           |              |
| <b>RECREATION and CONSERVATION</b>     |              |                                       |              | Balance December 31, 1969                  | 8,106.87     |
| Beaches and Boardwalks                 |              |                                       |              | <b>PROPERTY ACQUIRED BY DEED OR</b>        |              |
| Parks, Playgrounds, Shade Trees        | 7,500.00     |                                       |              | <b>FORECLOSURE</b>                         |              |
| Land Reclamation & Conservation        |              |                                       |              | Balance January 1, 1969                    | 38,450.00    |
| Other Recreational Services            | 2,500.00     |                                       |              | Transfers From Taxes or Liens              |              |
| <b>EDUCATION (excluding schools)</b>   |              |                                       |              | Sale for Cash (1969)                       |              |
| Libraries                              | 6,000.00     |                                       |              | Cancelled, Abated or Adjusted (1969)       |              |
| Other Educational Services             |              |                                       |              | Balance December 31, 1969                  | 38,450.00    |
| <b>STATUTORY EXPENDITURES</b>          |              |                                       |              | <b>CURRENT FINANCES DECEMBER 31, 1969</b>  |              |
| Pensions & F.I.C.A.                    | 80,264.84    |                                       |              | <b>ASSETS</b>                              |              |
| Employee Fringe Benefits               | 9,600.00     |                                       |              | Cash Dec. 31, 1969                         | 1,042,702.45 |
| Other Statutory Expenditures           |              |                                       |              | Taxes Receivable                           | 190,850.09   |
| <b>MUNICIPAL FUNCTIONS</b>             |              |                                       |              | Tax Title Liens                            | 8,106.87     |
| <b>CAPITAL IMPROVEMENTS</b>            |              |                                       |              | Foreclosed Property                        | 38,450.00    |
| <b>DEBT SERVICE</b>                    |              |                                       |              | Emergencies & Other Deferred Charges       | 500.00       |
| Principal Payments                     |              |                                       |              | State Aid Receivable                       | 42,277.00    |
| Interest Payments                      |              |                                       |              | Other Receivables                          | 551.54       |
| <b>DEFERRED CHARGES</b>                |              |                                       |              | Total                                      | 1,323,437.95 |
| SCHOOL, COUNTY, SPECIAL DISTRICT TAXES | 1,370,696.84 |                                       |              | <b>LIABILITIES</b>                         |              |
| RESERVE FOR UNCOLLECTED TAXES          | 300,516.38   |                                       |              | Cash Liabilities                           | 650,556.14   |
| <b>EXPENDITURES</b>                    |              |                                       |              | Reserves for Receivables                   | 237,958.50   |
| TOTAL                                  | 2,436,506.90 |                                       |              | Surplus Dec. 31, 1969                      | 434,923.31   |
|  |              |                                       |              | Total                                      | 1,323,437.95 |

1609  
Population 1960 9,445  
Population 1969 11,710  
  
Moody Rating  
Land Area 3.50 Sq. Miles

POMPTON LAKES BORO - PASSAIC COUNTY  
Net Valuation Taxable 69,809,629  
State Equalized Value 82,322,675 General Tax Rate Per \$100. 4.34  
Net Valuation on Which County Taxes  
are apportioned: 88,768,457 State Equalized  
State Equalization Ratio .8480 General Tax Rate: 3.68

PER CAPITA:  
Gross Debt 258.71  
Net Debt 6.92  
Debt Service 3.58  
Total Tax Levy 255.53  
Municipal Expenditures 98.76

PER CENT:  
Gross Debt 3.88  
Net Debt .10  
Tax Levy Collected 98.33  
Tax Levy Cancelled, Abated  
or Adjusted .09

| 1969 EXPENDITURES                      |              | 1969 REVENUES                                     |  | 1969 PROPERTY TAX                          |  |
|--|--------------|---|--|--|--|
| GENERAL GOVERNMENT                     |              | 1969 — Property Taxes Collected                   |  | STATE EQUALIZED TAX RATE                   |  |
| Governing Body & Public Boards         |              | 2,947,674.29                                      |  | 2.32                                       |  |
| Municipal Clerk                        |              | 1969 Payments in Lieu of Taxes                    |  | Local District School Taxes                |  |
| Financial Administration               | 56,915.00    | 37,659.71   |  | Regional & Consolidated School Tax         |  |
| Assessment of Taxes                    | 22,412.00    | 212,909.00  |  | School Taxes in Municipal Budget           |  |
| Collection of Taxes                    | 14,396.00    | 110,979.54  |  | County Taxes                               |  |
| Planning, Housing & Development        | 2,050.00     | Other Miscellaneous Tax Revenues                  |  | County Library Taxes                       |  |
| Human Resources                        |              | 42,571.16   |  | Local Municipal Purpose Taxes              |  |
| Elections                              | 2,625.00     | State Aid Revenues                                |  | Veteran & Senior Citizen Taxes             |  |
| General Administration (other)         | 67,062.00    | Federal Aid Revenues                              |  | Total Taxes for Rate Computation           |  |
| JUDICIARY                              |              | Sale of Acquired Property                         |  | Special District Taxes                     |  |
| Municipal Courts                       | 5,700.00     | Other Miscellaneous Revenues                      |  | Bank Stock Taxes                           |  |
| PUBLIC SAFETY                          |              | 1969 Revenues                                     |  | Added and Omitted Taxes                    |  |
| Fire Protection                        | 34,920.00    | Prior Years Surplus Appropriated                  |  | Total Taxes Levied - ABSTRACT              |  |
| Police Protection                      | 235,565.00   | REVENUES  |  | TOTAL TAXES BILLED                         |  |
| Civil Defense & Disaster Control       | 2,150.00     | Total   |  | 1969 TAXES COLLECTED                       |  |
| Environmental Inspection & Control     | 7,170.00     | 3,604,435.99                                      |  | 1969 Taxes Cancelled, Abated or Adjusted   |  |
| Other Public Safety                    |              | 1969 REAL PROPERTY VALUATIONS                     |  | Transfer to Tax Title Liens or Foreclosed  |  |
| PUBLIC WORKS                           |              | Code Class # of Parcels %VAL'N ASSESSED VALUATION |  | Balance Outstanding Dec. 31, 1969          |  |
| Streets and Drainage                   | 159,038.00   | 1 Vacant Land 343 2.48 1,709,300.00               |  | PRIOR YEARS TAXES OUTSTANDING              |  |
| Sewers and Sewage Processing           |              | 2 Residential 2747 76.49 52,822,400.00            |  | Balance January 1, 1969                    |  |
| Garbage and Trash Disposal             | 102,970.00   | 3 Farm 4a Commercial 143 12.02 8,299,700.00       |  | Collected in 1969                          |  |
| Public Buildings and Grounds           | 36,605.00    | 4b Industrial 5 6.27 4,329,000.00                 |  | Cancelled, Abated or Adjusted (1969)       |  |
| Other Public Works                     | 300.00       | 4c Apartments 5 2.75 1,898,400.00                 |  | Transfers to Tax Title Liens or Foreclosed |  |
| HEALTH and WELFARE                     |              | Total 3243 100.01 69,058,800.00                   |  | Balance December 31, 1969                  |  |
| Health Services Except Environmental   | 19,726.00    | CAPITAL DEBT AUTHORIZED, DECEMBER 31, 1969        |  | TAX TITLE LIENS OUTSTANDING                |  |
| Welfare-Public Assistance              | 3,830.00     | ISSUED AND UNISSUED GROSS DEBT NET DEBT           |  | Balance January 1, 1969                    |  |
| Hospitals, Clinics, First Aid          | 800.00       | School 2,855,000                                  |  | Transfers From Taxes                       |  |
| Animal, Insect, & Rodent Control       |              | Self-liquidating 174,500 81,056                   |  | Redeemed in 1969                           |  |
| Other Welfare Services                 |              | Other 3,029,500 81,056                            |  | Cancelled, Abated or Adjusted (1969)       |  |
| RECREATION and CONSERVATION            |              | ISSUED AND OUTSTANDING                            |  | Transfers to Foreclosed Property           |  |
| Beaches and Boardwalks                 | 11,620.00    | School 2,855,000.00                               |  | Balance December 31, 1969                  |  |
| Parks, Playgrounds, Shade Trees        | 17,600.00    | Self-liquidating 160,500.00                       |  | PROPERTY ACQUIRED BY DEED OR               |  |
| Land Reclamation & Conservation        |              | Other 3,015,500.00                                |  | FORECLOSURE                                |  |
| Other Recreational Services            |              | Total   |  | Balance January 1, 1969                    |  |
| EDUCATION (excluding schools)          |              | EQUALIZED VALUATION BASIS                         |  | Transfers From Taxes or Liens              |  |
| Libraries                              | 36,700.00    | FOR NET DEBT COMPUTATION                          |  | Sale for Cash (1969)                       |  |
| Other Educational Services             |              | 78,047,501.00                                     |  | Cancelled, Abated or Adjusted (1969)       |  |
| STATUTORY EXPENDITURES                 |              | 1969 CAPITAL OUTLAY                               |  | Balance December 31, 1969                  |  |
| Pensions & F.I.C.A.                    | 56,000.00    | TOTAL   |  | CURRENT FINANCES DECEMBER 31, 1969         |  |
| Employee Fringe Benefits               | 12,050.00    | Beaches and Boardwalks                            |  | ASSETS                                     |  |
| Other Statutory Expenditures           |              | Parks and Playgrounds                             |  | Cash Dec. 31, 1969                         |  |
| MUNICIPAL FUNCTIONS                    |              | Public Buildings and Grounds                      |  | Taxes Receivable                           |  |
| CAPITAL IMPROVEMENTS                   | 79,345.00    | Vehicular Equipment                               |  | Tax Title Liens                            |  |
| DEBT SERVICE                           |              | Streets, Roads, Sidewalks, Storm Sewers           |  | Foreclosed Property                        |  |
| Principal Payments                     | 36,033.50    | Sewer System                                      |  | Emergencies & Other Deferred Charges       |  |
| Interest Payments                      | 5,912.25     | Water Service                                     |  | State Aid Receivable                       |  |
| DEFERRED CHARGES                       |              | Other Utilities                                   |  | Other Receivables                          |  |
| SCHOOL, COUNTY, SPECIAL DISTRICT TAXES | 7,100.00     | Hospitals and Clinics                             |  | Total                                      |  |
| RESERVE FOR UNCOLLECTED TAXES          | 2,438,766.84 | Garbage and Trash Disposal Facilities             |  | LIABILITIES                                |  |
|  | 119,872.07   | Health Equipment                                  |  | Cash Liabilities                           |  |
|  |              | Library and Education Facilities                  |  | Reserves for Receivables                   |  |
|  |              | Conservation and Recreation                       |  | Surplus Dec. 31, 1969                      |  |
| EXPENDITURES                           |              | Other Expenditures                                |  | Total                                      |  |
| TOTAL                                  | 3,595,233.66 | 39,192.92   |  | 435,491.10                                 |  |

0120  
Population 1960 561  
Population 1969 660  
  
Moody Rating  
Land Area 8.14 Sq Miles

PORT REPUBLIC CITY - ATLANTIC COUNTY  
Net Valuation Taxable 1,282,121  
State Equalized Value 3,374,002  
Net Valuation on Which County Taxes are apportioned: 3,422,596  
State Equalization Ratio .3800  
General Tax Rate Per \$100. 7.71  
State Equalized General Tax Rate: 2.92

PER CAPITA:  
Gross Debt 40.91  
Net Debt  
Debt Service 6.14  
Total Tax Levy 141.39  
Municipal Expenditures 78.40

PER CENT:  
Gross Debt .96  
Net Debt  
Tax Levy Collected 94.24  
Tax Levy Cancelled, Abated or Adjusted

| 1969 EXPENDITURES                      |                   | 1969 REVENUES                         |                   | 1969 PROPERTY TAX                          |           |
|--|-------------------|---------------------------------------|-------------------|--|-----------|
| <b>GENERAL GOVERNMENT</b>              |                   | 1969 — Property Taxes Collected       |                   | <b>STATE EQUALIZED TAX RATE</b>            |           |
| Governing Body & Public Boards         |                   | 1969 Payments in Lieu of Taxes        | 89,089.39         | Local District School Taxes                | 1.90      |
| Municipal Clerk                        |                   | Delinquent Tax & Lien Collections     | 4,524.22          | Regional & Consolidated School Tax         |           |
| Financial Administration               | 1,975.00          | Business Personalty Replacement Taxes | 4,595.00          | School Taxes in Municipal Budget           |           |
| Assessment of Taxes                    | 6,875.00          | Taxes from Public Utilities           | 14,956.13         | County Taxes                               | .86       |
| Collection of Taxes                    | 750.00            | Other Miscellaneous Tax Revenues      |                   | County Library Taxes                       | .01       |
| Planning, Housing & Development        | 75.00             | State Aid Revenues                    | 13,399.38         | Local Municipal Purpose Taxes              |           |
| Human Resources                        |                   | Federal Aid Revenues                  |                   | Veteran & Senior Citizen Taxes             | .16       |
| Elections                              | 400.00            | Sale of Acquired Property             |                   | Total Taxes for Rate Computation           | 2.93      |
| General Administration (other)         | 4,500.00          | Other Miscellaneous Revenues          | 3,160.36          | Special District Taxes                     |           |
| <b>JUDICIARY</b>                       |                   | 1969 Revenues                         | 129,724.48        | Bank Stock Taxes                           |           |
| Municipal Courts                       | 381.00            | Prior Years Surplus Appropriated      | 9,937.33          | Added and Omitted Taxes                    |           |
| <b>PUBLIC SAFETY</b>                   |                   | <b>REVENUES</b>                       | <b>139,661.81</b> | Total Taxes Levied - ABSTRACT              | 93,318.00 |
| Fire Protection                        | 2,000.00          |                                       |                   | <b>TOTAL TAXES BILLED</b>                  | 94,529.90 |
| Police Protection                      | 1,375.00          |                                       |                   | 1969 TAXES COLLECTED                       | 89,089.39 |
| Civil Defense & Disaster Control       | 50.00             |                                       |                   | 1969 Taxes Cancelled, Abated or Adjusted   |           |
| Environmental Inspection & Control     | 225.00            |                                       |                   | Transfer to Tax Title Liens or Foreclosed  | 100.23    |
| Other Public Safety                    |                   |                                       |                   | Balance Outstanding Dec. 31, 1969          | 5,340.28  |
| <b>PUBLIC WORKS</b>                    |                   |                                       |                   | <b>PRIOR YEARS TAXES OUTSTANDING</b>       |           |
| Streets and Drainage                   | 7,232.22          |                                       |                   | Balance January 1, 1969                    | 4,528.30  |
| Sewers and Sewage Processing           |                   |                                       |                   | Collected in 1969                          | 4,322.75  |
| Garbage and Trash Disposal             | 750.00            |                                       |                   | Cancelled, Abated or Adjusted (1969)       | 205.55    |
| Public Buildings and Grounds           | 800.00            |                                       |                   | Transfers to Tax Title Liens or Foreclosed |           |
| Other Public Works                     |                   |                                       |                   | Balance December 31, 1969                  |           |
| <b>HEALTH and WELFARE</b>              |                   |                                       |                   | <b>TAX TITLE LIENS OUTSTANDING</b>         |           |
| Health Services Except Environmental   | 76.00             |                                       |                   | Balance January 1, 1969                    | 1,093.57  |
| Welfare-Public Assistance              | 75.00             |                                       |                   | Transfers From Taxes                       | 100.23    |
| Hospitals, Clinics, First Aid          |                   |                                       |                   | Redeemed in 1969                           | 201.47    |
| Animal, Insect, & Rodent Control       | 500.00            |                                       |                   | Cancelled, Abated or Adjusted (1969)       |           |
| Other Welfare Services                 |                   |                                       |                   | Transfers to Foreclosed Property:          |           |
| <b>RECREATION and CONSERVATION</b>     |                   |                                       |                   | Balance December 31, 1969                  | 992.33    |
| Beaches and Boardwalks                 |                   |                                       |                   | <b>PROPERTY ACQUIRED BY DEED OR</b>        |           |
| Parks, Playgrounds, Shade Trees        | 700.00            |                                       |                   | <b>FORECLOSURE</b>                         |           |
| Land Reclamation & Conservation        |                   |                                       |                   | Balance January 1, 1969                    | 1,100.00  |
| Other Recreational Services            |                   |                                       |                   | Transfers From Taxes or Liens              |           |
| <b>EDUCATION (excluding schools)</b>   |                   |                                       |                   | Sale for Cash (1969)                       |           |
| Libraries                              |                   |                                       |                   | Cancelled, Abated or Adjusted (1969)       |           |
| Other Educational Services             |                   |                                       |                   | Balance December 31, 1969                  | 1,100.00  |
| <b>STATUTORY EXPENDITURES</b>          |                   |                                       |                   | <b>CURRENT FINANCES DECEMBER 31, 1969</b>  |           |
| Pensions & F.I.C.A.                    | 261.00            |                                       |                   | <b>ASSETS</b>                              |           |
| Employee Fringe Benefits               | 900.00            |                                       |                   | Cash Dec. 31, 1969                         | 52,807.62 |
| Other Statutory Expenditures           |                   |                                       |                   | Taxes Receivable                           | 5,340.28  |
| <b>MUNICIPAL FUNCTIONS</b>             |                   |                                       |                   | Tax Title Liens                            | 992.33    |
| <b>CAPITAL IMPROVEMENTS</b>            |                   |                                       |                   | Foreclosed Property                        | 1,100.00  |
| <b>DEBT SERVICE</b>                    |                   |                                       |                   | Emergencies & Other Deferred Charges       | 6,311.11  |
| Principal Payments                     | 3,000.00          |                                       |                   | State Aid Receivable                       | 10,190.46 |
| Interest Payments                      | 1,050.00          |                                       |                   | Other Receivables                          |           |
| <b>TYPE I SCHL DEBT *MEMO</b>          | 4,050.00          |                                       |                   | Total                                      | 76,741.80 |
| <b>DEFERRED CHARGES</b>                |                   |                                       |                   | <b>LIABILITIES</b>                         |           |
| SCHOOL, COUNTY, SPECIAL DISTRICT TAXES | 4,112.49          |                                       |                   | Cash Liabilities                           | 33,867.59 |
| RESERVE FOR UNCOLLECTED TAXES          | 93,318.00         |                                       |                   | Reserves for Receivables                   | 7,432.61  |
|  | 7,123.76          |                                       |                   | Surplus Dec. 31, 1969                      | 35,441.60 |
| <b>EXPENDITURES</b>                    |                   |                                       |                   | Total                                      | 76,741.80 |
| <b>TOTAL</b>                           | <b>145,060.02</b> |                                       |                   |  |           |

1109  
Population 1960 11,890  
Population 1969 13,000  
S & P Rating AA  
Moody Rating AA  
Land Area 1.76 Sq. Miles

PRINCETON BORO.

Net Valuation Taxable 46,561,068  
State Equalized Value 109,995,435  
Net Valuation on Which County Taxes  
are apportioned: 111,287,473  
State Equalization Ratio .4233

- MERCER

COUNTY

General Tax Rate Per \$100. 6.74  
State Equalized  
General Tax Rate: 2.85

PER CAPITA:

Gross Debt 327.47  
Net Debt 199.47  
Debt Service 13.45  
Total Tax Levy 242.51  
Municipal Expenditures 135.21

PER CENT:

Gross Debt 4.09  
Net Debt 2.49  
Tax Levy Collected 97.23  
Tax Levy Cancelled, Abated  
or Adjusted .04

| 1969 EXPENDITURES                             |                     | 1969 REVENUES                                    |            | 1969 PROPERTY TAX                          |                   |
|---|---------------------|--|------------|--|-------------------|
| <b>GENERAL GOVERNMENT</b>                     |                     | 1969 — Property Taxes Collected 3,064,708.97     |            | <b>STATE EQUALIZED TAX RATE</b>            |                   |
| Governing Body & Public Boards                |                     | 1969 Payments in Lieu of Taxes 45,980.86         |            | Local District School Taxes                |                   |
| Municipal Clerk                               |                     | Delinquent Tax & Lien Collections 74,759.45      |            | Regional & Consolidated School Tax 1.38    | 1,522,383.28      |
| Financial Administration                      | 43,267.83           | Business Personalty Replacement Taxes 107,857.00 |            | School Taxes in Municipal Budget           |                   |
| Assessment of Taxes                           | 6,150.00            | Taxes from Public Utilities 192,733.68           |            | County Taxes .86                           | 941,028.20        |
| Collection of Taxes                           | 19,598.29           | Other Miscellaneous Tax Revenues 1,528.39        |            | County Library Taxes                       |                   |
| Planning, Housing & Development               | 31,870.44           | State Aid Revenues 76,740.02                     |            | Local Municipal Purpose Taxes .59          | 648,883.01        |
| Human Resources                               | 4,756.87            | Federal Aid Revenues                             |            | Veteran & Senior Citizen Taxes .02         | 26,770.00         |
| Elections                                     | 871.21              | Sale of Acquired Property                        |            | Total Taxes for Rate Computation 2.85      | 3,139,064.49      |
| General Administration (other)                | 64,308.79           | Other Miscellaneous Revenues                     | 586,961.72 | Special District Taxes                     |                   |
| <b>JUDICIARY</b>                              |                     | 1969 Revenues Total 4,151,270.09                 |            | Bank Stock Taxes                           | 25,868.92         |
| Municipal Courts                              | 26,864.72           | Prior Years Surplus Appropriated 133,000.00      |            | Added and Omitted Taxes                    | 14,485.05         |
| <b>PUBLIC SAFETY</b>                          |                     | <b>REVENUES TOTAL 4,284,270.09</b>               |            | Total Taxes Levied - ABSTRACT              | 3,152,648.46      |
| Fire Protection                               | 40,895.00           |  |            | <b>TOTAL TAXES BILLED</b>                  | 3,152,169.96      |
| Police Protection                             | 311,942.18          |  |            | 1969 TAXES COLLECTED                       | 3,064,708.97      |
| Civil Defense & Disaster Control              | 2,175.00            |  |            | 1969 Taxes Cancelled, Abated or Adjusted   | 1,155.98          |
| Environmental Inspection & Control            | 8,700.00            |  |            | Transfer to Tax Title Liens or Foreclosed  |                   |
| Other Public Safety                           |                     |  |            | Balance Outstanding Dec. 31, 1969          | 86,305.01         |
| <b>PUBLIC WORKS</b>                           |                     |  |            | <b>PRIOR YEARS TAXES OUTSTANDING</b>       |                   |
| Streets and Drainage                          | 181,007.37          |  |            | Balance January 1, 1969                    | 73,382.26         |
| Sewers and Sewage Processing                  | 143,033.47          |  |            | Collected in 1969                          | 73,382.26         |
| Garbage and Trash Disposal                    | 115,820.69          |  |            | Cancelled, Abated or Adjusted (1969)       |                   |
| Public Buildings and Grounds                  | 45,062.45           |  |            | Transfers to Tax Title Liens or Foreclosed |                   |
| Other Public Works                            |                     |  |            | Balance December 31, 1969                  |                   |
| <b>HEALTH and WELFARE</b>                     |                     |  |            | <b>TAX TITLE LIENS OUTSTANDING</b>         |                   |
| Health Services Except Environmental          | 59,739.00           |  |            | Balance January 1, 1969                    | 1,377.19          |
| Welfare-Public Assistance                     | 6,828.00            |  |            | Transfers From Taxes                       |                   |
| Hospitals, Clinics, First Aid                 | 27,000.00           |  |            | Redeemed in 1969                           | 1,377.19          |
| Animal, Insect, & Rodent Control              |                     |  |            | Cancelled, Abated or Adjusted (1969)       |                   |
| Other Welfare Services                        |                     |  |            | Transfers to Foreclosed Property           |                   |
| <b>RECREATION and CONSERVATION</b>            |                     |  |            | Balance December 31, 1969                  |                   |
| Beaches and Boardwalks                        |                     |  |            | <b>PROPERTY ACQUIRED BY DEED OR</b>        |                   |
| Parks, Playgrounds, Shade Trees               | 42,285.27           |  |            | <b>FORECLOSURE</b>                         |                   |
| Land Reclamation & Conservation               |                     |  |            | Balance January 1, 1969                    |                   |
| Other Recreational Services                   | 60,178.17           |  |            | Transfers From Taxes or Liens              |                   |
| <b>EDUCATION (excluding schools)</b>          |                     |  |            | Sale for Cash (1969)                       |                   |
| Libraries                                     |                     |  |            | Cancelled, Abated or Adjusted (1969)       |                   |
| Other Educational Services                    | 84,576.37           |  |            | Balance December 31, 1969                  |                   |
| <b>STATUTORY EXPENDITURES</b>                 |                     |  |            | <b>CURRENT FINANCES DECEMBER 31, 1969</b>  |                   |
| Pensions & F.I.C.A.                           | 113,655.33          |  |            | <b>ASSETS</b>                              |                   |
| Employee Fringe Benefits                      |                     |  |            | Cash Dec. 31, 1969                         | 357,153.91        |
| Other Statutory Expenditures                  |                     |  |            | Taxes Receivable                           | 86,305.01         |
| <b>MUNICIPAL FUNCTIONS</b>                    |                     |  |            | Tax Title Liens                            |                   |
| <b>CAPITAL IMPROVEMENTS</b>                   |                     |  |            | Foreclosed Property                        |                   |
| <b>DEBT SERVICE</b>                           |                     |  |            | Emergencies & Other Deferred Charges       | 4,454.03          |
| Principal Payments                            | 95,000.00           |  |            | State Aid Receivable                       | 5,299.03          |
| Interest Payments                             | 79,912.00           |  |            | Other Receivables                          | 58.53             |
| <b>DEFERRED CHARGES</b>                       |                     |  |            | Total                                      | 453,270.51        |
| <b>SCHOOL, COUNTY, SPECIAL DISTRICT TAXES</b> |                     |  |            | <b>LIABILITIES</b>                         |                   |
| <b>RESERVE FOR UNCOLLECTED TAXES</b>          |                     |  |            | Cash Liabilities                           | 106,408.14        |
|   |                     |  |            | Reserves for Receivables                   | 86,363.54         |
|   |                     |  |            | Surplus Dec. 31, 1969                      | 260,498.83        |
| <b>EXPENDITURES TOTAL</b>                     | <b>4,221,143.62</b> |  |            | Total                                      | <b>453,270.51</b> |

1110  
Population 1960 10,411  
Population 1969 13,760  
S & P Rating AA  
Moody Rating AA  
Land Area 16.25 Sq. Miles

PRINCETON TWP. - MERCER COUNTY  
Net Valuation Taxable 87,788,200  
State Equalized Value 187,421,434  
General Tax Rate Per \$100. 6.51  
Net Valuation on Which County Taxes are apportioned: 184,914,703  
State Equalized General Tax Rate: 3.04

PER CAPITA:  
Gross Debt 371.94  
Net Debt 171.94  
Debt Service 13.19  
Total Tax Levy 422.03  
Municipal Expenditures 138.18  
PER CENT:  
Gross Debt 2.97  
Net Debt 1.37  
Tax Levy Collected 95.65  
Tax Levy Cancelled, Abated or Adjusted .21

| 1969 EXPENDITURES                      |              | 1969 REVENUES                                |              | 1969 PROPERTY TAX                          |              |
|--|--------------|--|--------------|--|--------------|
| GENERAL GOVERNMENT                     |              | 1969 — Property Taxes Collected 5,567,373.08 |              | STATE EQUALIZED TAX RATE                   |              |
| Governing Body & Public Boards         |              | 1969 Payments in Lieu of Taxes               |              | Local District School Taxes                |              |
| Municipal Clerk                        |              | Delinquent Tax & Lien Collections            | 235,733.11   | Regional & Consolidated School Tax 1.77    | 3,309,816.72 |
| Financial Administration               | 53,207.50    | Business Personalty Replacement Taxes        | 94,789.00    | School Taxes in Municipal Budget           |              |
| Assessment of Taxes                    | 8,374.20     | Taxes from Public Utilities                  | 233,809.55   | County Taxes .84                           | 1,564,993.67 |
| Collection of Taxes                    | 22,024.75    | Other Miscellaneous Tax Revenues             |              | County Library Taxes                       |              |
| Planning, Housing & Development        | 27,961.33    | State Aid Revenues                           | 74,404.91    | Local Municipal Purpose Taxes .42          | 790,926.25   |
| Human Resources                        | 2,500.00     | Federal Aid Revenues                         |              | Veteran & Senior Citizen Taxes .02         | 45,890.00    |
| Elections                              | 1,074.50     | Sale of Acquired Property                    |              | Total Taxes for Rate Computation 3.05      | 5,711,626.64 |
| General Administration (other)         | 126,196.62   | Other Miscellaneous Revenues                 | 399,410.90   | Special District Taxes                     | 15,795.05    |
| JUDICIARY                              |              | 1969 Revenues Total                          | 6,605,520.55 | Bank Stock Taxes                           | 2,824.42     |
| Municipal Courts                       | 9,508.22     | Prior Years Surplus Appropriated             | 180,000.00   | Added and Omitted Taxes                    | 122,769.47   |
| PUBLIC SAFETY                          |              | REVENUES TOTAL                               | 6,785,520.55 | Total Taxes Levied - ABSTRACT              | 5,807,125.58 |
| Fire Protection                        | 40,678.00    |  |              | TOTAL TAXES BILLED                         | 5,820,687.64 |
| Police Protection                      | 326,581.42   |  |              | 1969 TAXES COLLECTED                       | 5,567,373.08 |
| Civil Defense & Disaster Control       | 862.75       |  |              | 1969 Taxes Cancelled, Abated or Adjusted   | 11,938.19    |
| Environmental Inspection & Control     | 25,958.21    |  |              | Transfer to Tax Title Liens or Foreclosed  | 17,489.22    |
| Other Public Safety                    |              |  |              | Balance Outstanding Dec. 31, 1969          | 223,887.15   |
| PUBLIC WORKS                           |              |  |              | PRIOR YEARS TAXES OUTSTANDING              |              |
| Streets and Drainage                   | 198,313.13   |  |              | Balance January 1, 1969                    | 240,153.01   |
| Sewers and Sewage Processing           | 90,515.00    |  |              | Collected in 1969                          | 222,137.33   |
| Garbage and Trash Disposal             | 38,097.74    |  |              | Cancelled, Abated or Adjusted (1969)       | 1,423.05     |
| Public Buildings and Grounds           | 12,035.35    |  |              | Transfers to Tax Title Liens or Foreclosed | 16,591.66    |
| Other Public Works                     |              |  |              | Balance December 31, 1969                  | .97          |
| HEALTH and WELFARE                     |              |  |              | TAX TITLE LIENS OUTSTANDING                |              |
| Health Services Except Environmental   | 22,290.15    |  |              | Balance January 1, 1969                    | 1,024.66     |
| Welfare-Public Assistance              | 10,857.51    |  |              | Transfers From Taxes                       | 35,414.39    |
| Hospitals, Clinics, First Aid          | 23,000.00    |  |              | Redeemed in 1969                           | 13,595.78    |
| Animal, Insect, & Rodent Control       | 4,324.67     |  |              | Cancelled, Abated or Adj. :ted (1969)      |              |
| Other Welfare Services                 |              |  |              | Transfers to Foreclosed Property           |              |
| RECREATION and CONSERVATION            |              |  |              | Balance December 31, 1969                  | 22,843.27    |
| Beaches and Boardwalks                 |              |  |              | PROPERTY ACQUIRED BY DEED OR               |              |
| Parks, Playgrounds, Shade Trees        | 2,254.27     |  |              | FORECLOSURE                                |              |
| Land Reclamation & Conservation        |              |  |              | Balance January 1, 1969                    |              |
| Other Recreational Services            | 126,518.69   |  |              | Transfers From Taxes or Liens              |              |
| EDUCATION (excluding schools)          |              |  |              | Sale for Cash (1969)                       |              |
| Libraries                              | 164,177.72   |  |              | Cancelled, Abated or Adjusted (1969)       |              |
| Other Educational Services             |              |  |              | Balance December 31, 1969                  |              |
| STATUTORY EXPENDITURES                 |              |  |              | CURRENT FINANCES DECEMBER 31, 1969         |              |
| Pensions & F.I.C.A.                    | 83,186.05    |  |              | ASSETS                                     |              |
| Employee Fringe Benefits               |              |  |              | Cash Dec. 31, 1969                         | 525,388.89   |
| Other Statutory Expenditures           |              |  |              | Taxes Receivable                           | 223,888.12   |
| MUNICIPAL FUNCTIONS TOTAL              | 1,420,497.78 |  |              | Tax Title Liens                            | 22,843.27    |
| CAPITAL IMPROVEMENTS                   | 43,833.33    |  |              | Foreclosed Property                        |              |
| DEBT SERVICE                           |              |  |              | Emergencies & Other Deferred Charges       | 5,040.00     |
| Principal Payments                     | 97,771.12    |  |              | State Aid Receivable                       | 95,887.00    |
| Interest Payments                      | 83,755.00    |  |              | Other Receivables                          | 14,080.56    |
| DEFERRED CHARGES                       | 5,040.00     |  |              | Total                                      | 887,127.84   |
| SCHOOL, COUNTY, SPECIAL DISTRICT TAXES | 4,890,605.44 |  |              | LIABILITIES                                |              |
| RESERVE FOR UNCOLLECTED TAXES          | 250,466.34   |  |              | Cash Liabilities                           | 352,062.15   |
| EXPENDITURES TOTAL                     | 6,791,969.01 |  |              | Reserves for Receivables                   | 260,811.95   |
|  |              |  |              | Surplus Dec. 31, 1969                      | 274,253.74   |
|  |              |  |              | Total                                      | 887,127.84   |

1610  
Population 1960 5,201  
Population 1969 5,470  
  
Moody Rating A  
Land Area .40 Sq. Miles

PROSPECT PARK BORO - PASSAIC COUNTY  
Net Valuation Taxable 23,722,900  
State Equalized Value 26,201,568 General Tax Rate Per \$100. 2.84  
Net Valuation on Which County Taxes  
are apportioned: 27,033,201 State Equalized  
State Equalization Ratio .9054 General Tax Rate: 2.57

PER CAPITA:  
Gross Debt 84.61  
Net Debt 3.66  
Debt Service  
Total Tax Levy 125.10  
Municipal Expenditures 46.21

PER CENT:  
Gross Debt 1.79  
Net Debt .08  
Tax Levy Collected 99.32  
Tax Levy Cancelled, Abated  
or Adjusted

| 1969 EXPENDITURES                      |            | 1969 REVENUES                                     |  | 1969 PROPERTY TAX                          |            |
|--|------------|---|--|--|------------|
| GENERAL GOVERNMENT                     |            | 1969 — Property Taxes Collected                   |  | STATE EQUALIZED TAX RATE                   |            |
| Governing Body & Public Boards         |            | 679,865.67  |  | Local District School Taxes                | 248,959.00 |
| Municipal Clerk                        |            | 1969 Payments in Lieu of Taxes                    |  | Regional & Consolidated School Tax         | 224,072.44 |
| Financial Administration               | 9,550.00   | 6,259.40  |  | School Taxes in Municipal Budget           | 160,003.57 |
| Assessment of Taxes                    | 3,400.00   | 39,801.00   |  | County Taxes                               | 13,098.10  |
| Collection of Taxes                    | 4,300.00   | 37,477.73   |  | County Library Taxes                       | 27,520.00  |
| Planning, Housing & Development        |            | Other Miscellaneous Tax Revenues                  |  | Veteran & Senior Citizen Taxes             | 673,653.11 |
| Human Resources                        |            | 24,672.16   |  | Total Taxes for Rate Computation           | 37,617.60  |
| Elections                              |            | Sale of Acquired Property                         |  | Bank Stock Taxes                           | 528.24     |
| General Administration (other)         | 10,400.00  | Other Miscellaneous Revenues                      |  | Added and Omitted Taxes                    | 684,278.95 |
| JUDICIARY                              |            | 1969 Revenues                                     |  | Total Taxes Levied - ABSTRACT              | 684,516.20 |
| Municipal Courts                       | 4,300.00   | Prior Years Surplus Appropriated                  |  | TOTAL TAXES BILLED                         | 679,865.67 |
| PUBLIC SAFETY                          |            | REVENUES  |  | 1969 TAXES COLLECTED                       |            |
| Fire Protection                        | 12,750.00  | 1969 REAL PROPERTY VALUATIONS                     |  | 1969 Taxes Cancelled, Abated or Adjusted   |            |
| Police Protection                      | 54,200.00  | Code Class # of Parcels %VAL'N ASSESSED VALUATION |  | Transfer to Tax Title Liens or Foreclosed  |            |
| Civil Defense & Disaster Control       | 250.00     | 1 Vacant Land 31 .78 184,800.00                   |  | Balance Outstanding Dec. 31, 1969          | 4,650.53   |
| Environmental Inspection & Control     | 600.00     | 2 Residential 1049 84.30 19,874,500.00            |  | PRIOR YEARS TAXES OUTSTANDING              |            |
| Other Public Safety                    |            | 3 Farm 4a Commercial 81 12.94 3,050,400.00        |  | Balance January 1, 1969                    | 8,750.13   |
| PUBLIC WORKS                           |            | 4b Industrial 4 1.98 466,000.00                   |  | Collected in 1969                          | 6,259.40   |
| Streets and Drainage                   | 30,850.00  | 4c Apartments                                     |  | Cancelled, Abated or Adjusted (1969)       |            |
| Sewers and Sewage Processing           | 6,500.00   | Total 1165 100.00 23,575,700.00                   |  | Transfers to Tax Title Liens or Foreclosed |            |
| Garbage and Trash Disposal             | 41,000.00  | CAPITAL DEBT AUTHORIZED, DECEMBER 31, 1969        |  | Balance December 31, 1969                  | 2,490.73   |
| Public Buildings and Grounds           | 2,400.00   | ISSUED AND UNISSUED                               |  | TAX TITLE LIENS OUTSTANDING                |            |
| Other Public Works                     |            | SCHOOL GROSS DEBT NET DEBT                        |  | Balance January 1, 1969                    | 131.83     |
| HEALTH and WELFARE                     |            | School 442,808                                    |  | Transfers From Taxes                       |            |
| Health Services Except Environmental   | 5,800.00   | Self-liquidating 20,000 20,000                    |  | Redeemed in 1969                           |            |
| Welfare-Public Assistance              | 1,400.00   | Other 20,000 20,000                               |  | Cancelled, Abated or Adjusted (1969)       |            |
| Hospitals, Clinics, First Aid          | 600.00     | Total 462,808 20,000                              |  | Transfers to Foreclosed Property           |            |
| Animal, Insect, & Rodent Control       |            | ISSUED AND OUTSTANDING                            |  | Balance December 31, 1969                  | 131.83     |
| Other Welfare Services                 |            | SCHOOL 429,885.74                                 |  | PROPERTY ACQUIRED BY DEED OR               |            |
| RECREATION and CONSERVATION            |            | Self-liquidating                                  |  | FORECLOSURE                                |            |
| Beaches and Boardwalks                 |            | Other   |  | Balance January 1, 1969                    | 250.00     |
| Parks, Playgrounds, Shade Trees        |            | Total 429,885.74                                  |  | Transfers From Taxes or Liens              |            |
| Land Reclamation & Conservation        |            | EQUALIZED VALUATION BASIS                         |  | Sale for Cash (1969)                       |            |
| Other Recreational Services            | 2,500.00   | FOR NET DEBT COMPUTATION                          |  | Cancelled, Abated or Adjusted (1969)       |            |
| EDUCATION (excluding schools)          |            | 1969 CAPITAL OUTLAY                               |  | Balance December 31, 1969                  | 250.00     |
| Libraries                              |            | TOTAL   |  | CURRENT FINANCES DECEMBER 31, 1969         |            |
| Other Educational Services             |            | Beaches and Boardwalks                            |  | ASSETS                                     |            |
| STATUTORY EXPENDITURES                 |            | Parks and Playgrounds                             |  | Cash Dec. 31, 1969                         | 154,034.28 |
| Pensions & F.I.C.A.                    | 8,000.00   | Public Buildings and Grounds                      |  | Taxes Receivable                           | 7,141.26   |
| Employee Fringe Benefits               | 2,100.00   | Vehicular Equipment                               |  | Tax Title Liens                            | 131.83     |
| Other Statutory Expenditures           |            | Streets, Roads, Sidewalks, Storm Sewers           |  | Foreclosed Property                        | 250.00     |
| MUNICIPAL FUNCTIONS                    |            | Sewer System                                      |  | Emergencies & Other Deferred Charges       | 4,100.00   |
| CAPITAL IMPROVEMENTS                   | 4,000.00   | Water Service                                     |  | State Aid Receivable                       | 11,744.08  |
| DEBT SERVICE                           |            | Other Utilities                                   |  | Other Receivables                          | 728.15     |
| Principal Payments                     |            | Hospitals and Clinics                             |  | Total                                      | 178,129.60 |
| Interest Payments                      |            | Garbage and Trash Disposal Facilities             |  | LIABILITIES                                |            |
| DEFERRED CHARGES                       | 6,000.00   | Health Equipment                                  |  | Cash Liabilities                           | 49,957.32  |
| SCHOOL, COUNTY, SPECIAL DISTRICT TAXES | 633,035.01 | Library and Education Facilities                  |  | Reserves for Receivables                   | 8,251.24   |
| RESERVE FOR UNCOLLECTED TAXES          | 41,888.86  | Conservation and Recreation                       |  | Surplus Dec. 31, 1969                      | 119,921.04 |
| EXPENDITURES                           |            | Other Expenditures                                |  | Total                                      | 178,129.60 |
| TOTAL                                  | 885,823.87 |   |  |  |            |



1711  
Population 1960 2,440  
Population 1969 2,880  
  
Moody Rating  
Land Area 24.61 Sq. Miles

QUINTON TWP - SALEM COUNTY  
Net Valuation Taxable 3,614,350  
State Equalized Value 13,426,263  
Net Valuation on Which County Taxes are apportioned: 13,175,358  
State Equalization Ratio .2692  
  
General Tax Rate Per \$100. 11.36  
State Equalized General Tax Rate: 3.05

PER CAPITA:  
Gross Debt 34.38  
Net Debt  
Debt Service  
Total Tax Levy 138.54  
Municipal Expenditures 67.10

PER CENT:  
Gross Debt .85  
Net Debt  
Tax Levy Collected 82.40  
Tax Levy Cancelled, Abated or Adjusted

| 1969 EXPENDITURES                                |  | 1969 REVENUES                                    |  | 1969 PROPERTY TAX                               |            |
|--|--|--|--|---|------------|
| <b>GENERAL GOVERNMENT</b>                        |  | 1969 — Property Taxes Collected 328,875.77       |  | <b>STATE EQUALIZED TAX RATE</b>                 |            |
| Governing Body & Public Boards                   |  | 1969 Payments in Lieu of Taxes                   |  | Local District School Taxes 2.06                | 276,403.00 |
| Municipal Clerk                                  |  | Delinquent Tax & Lien Collections 43,255.68      |  | Regional & Consolidated School Tax              |            |
| Financial Administration 3,300.00                |  | Business Personality Replacement Taxes 13,849.00 |  | School Taxes in Municipal Budget                |            |
| Assessment of Taxes 3,075.00                     |  | Taxes from Public Utilities 33,832.00            |  | County Taxes .83                                | 111,801.88 |
| Collection of Taxes 3,575.00                     |  | Other Miscellaneous Tax Revenues                 |  | County Library Taxes                            |            |
| Planning, Housing & Development 700.00           |  | State Aid Revenues 17,704.76                     |  | Local Municipal Purpose Taxes .06               | 8,153.84   |
| Human Resources                                  |  | Federal Aid Revenues                             |  | Veteran & Senior Citizen Taxes .10              | 14,050.00  |
| Elections  |  | Sale of Acquired Property                        |  | Total Taxes for Rate Computation 3.05           | 410,408.72 |
| General Administration (other) 7,780.00          |  | Other Miscellaneous Revenues 43,124.59           |  | Special District Taxes                          |            |
| <b>JUDICIARY</b>                                 |  | 1969 Revenues Total 480,641.80                   |  | Bank Stock Taxes                                |            |
| Municipal Courts 2,030.00                        |  | Prior Years Surplus Appropriated 48,203.42       |  | Added and Omitted Taxes                         | 2,624.16   |
| <b>PUBLIC SAFETY</b>                             |  | <b>REVENUES TOTAL 528,845.22</b>                 |  | Total Taxes Levied - ABSTRACT                   | 398,982.88 |
| Fire Protection 2,325.00                         |  |  |  | <b>TOTAL TAXES BILLED</b>                       | 399,142.88 |
| Police Protection 2,800.00                       |  |  |  | 1969 TAXES COLLECTED                            | 328,875.77 |
| Civil Defense & Disaster Control 250.00          |  |  |  | 1969 Taxes Cancelled, Abated or Adjusted        |            |
| Environmental Inspection & Control 560.00        |  |  |  | Transfer to Tax Title Liens or Foreclosed       | 10,000.00  |
| Other Public Safety                              |  |  |  | Balance Outstanding Dec. 31, 1969               | 60,267.11  |
| <b>PUBLIC WORKS</b>                              |  |  |  | <b>PRIOR YEARS TAXES OUTSTANDING</b>            |            |
| Streets and Drainage 22,880.00                   |  |  |  | Balance January 1, 1969                         | 47,613.15  |
| Sewers and Sewage Processing                     |  |  |  | Collected in 1969                               | 36,040.99  |
| Garbage and Trash Disposal 5,910.00              |  |  |  | Cancelled, Abated or Adjusted (1969)            |            |
| Public Buildings and Grounds 2,250.00            |  |  |  | Transfers to Tax Title Liens or Foreclosed      | 2,000.00   |
| Other Public Works                               |  |  |  | Balance December 31, 1969                       | 9,572.16   |
| <b>HEALTH and WELFARE</b>                        |  |  |  | <b>TAX TITLE LIENS OUTSTANDING</b>              |            |
| Health Services Except Environmental 645.00      |  |  |  | Balance January 1, 1969                         | 51,676.50  |
| Welfare-Public Assistance 995.00                 |  |  |  | Transfers From Taxes                            | 12,100.00  |
| Hospitals, Clinics, First Aid 400.00             |  |  |  | Redeemed in 1969                                | 7,214.69   |
| Animal, Insect, & Rodent Control 900.00          |  |  |  | Cancelled, Abated or Adjusted (1969)            |            |
| Other Welfare Services                           |  |  |  | Transfers to Foreclosed Property:               |            |
| <b>RECREATION and CONSERVATION</b>               |  |  |  | Balance December 31, 1969                       | 56,561.81  |
| Beaches and Boardwalks                           |  |  |  | <b>PROPERTY ACQUIRED BY DEED OR FORECLOSURE</b> |            |
| Parks, Playgrounds, Shade Trees                  |  |  |  | Balance January 1, 1969                         | 94.54      |
| Land Reclamation & Conservation                  |  |  |  | Transfers From Taxes or Liens                   |            |
| Other Recreational Services                      |  |  |  | Sale for Cash (1969)                            |            |
| <b>EDUCATION (excluding schools)</b>             |  |  |  | Cancelled, Abated or Adjusted (1969)            |            |
| Libraries  |  |  |  | Balance December 31, 1969                       | 94.54      |
| Other Educational Services                       |  |  |  | <b>CURRENT FINANCES DECEMBER 31, 1969</b>       |            |
| <b>STATUTORY EXPENDITURES</b>                    |  |  |  | <b>ASSETS</b>                                   |            |
| Pensions & F.I.C.A. 400.00                       |  |  |  | Cash Dec. 31, 1969                              | 178,455.28 |
| Employee Fringe Benefits 1,300.00                |  |  |  | Taxes Receivable                                | 69,839.27  |
| Other Statutory Expenditures                     |  |  |  | Tax Title Liens                                 | 56,561.81  |
| <b>MUNICIPAL FUNCTIONS</b>                       |  |  |  | Foreclosed Property                             | 94.54      |
| <b>CAPITAL IMPROVEMENTS</b>                      |  |  |  | Emergencies & Other Deferred Charges            | 11,500.00  |
| <b>DEBT SERVICE</b>                              |  |  |  | State Aid Receivable                            | 10,000.00  |
| Principal Payments                               |  |  |  | Other Receivables 341.50                        |            |
| Interest Payments                                |  |  |  | Total   | 326,792.40 |
| <b>DEFERRED CHARGES</b>                          |  |  |  | <b>LIABILITIES</b>                              |            |
| SCHOOL, COUNTY, SPECIAL DISTRICT TAXES 25,095.42 |  |  |  | Cash Liabilities                                | 9,633.79   |
| RESERVE FOR UNCOLLECTED TAXES 388,204.88         |  |  |  | Reserves for Receivables                        | 126,837.12 |
| 96,571.40  |  |  |  | Surplus Dec. 31, 1969                           | 190,321.49 |
| <b>EXPENDITURES TOTAL 581,446.70</b>             |  |  |  | Total   | 326,792.40 |

2013  
Population 1960 27,699  
Population 1969 31,560  
S & P Rating A  
Moody Rating A-1  
Land Area 4.10 Sq. Miles

RAHWAY CITY  
Net Valuation Taxable 65,304,400  
State Equalized Value 192,524,764  
Net Valuation on Which County Taxes  
are apportioned: 212,166,386  
State Equalization Ratio .3392

- UNION COUNTY  
General Tax Rate Per \$100. 9.98  
State Equalized  
General Tax Rate: 3.38

PER CAPITA:  
Gross Debt 276.88  
Net Debt 134.76  
Debt Service 12.30  
Total Tax Levy 202.87  
Municipal Expenditures 119.34

PER CENT:  
Gross Debt 4.71  
Net Debt 2.29  
Tax Levy Collected 97.82  
Tax Levy Cancelled, Abated  
or Adjusted

| 1969 EXPENDITURES                      |                     | 1969 REVENUES                                     |                           | 1969 PROPERTY TAX                          |                   |
|--|---------------------|---|---------------------------|--|-------------------|
| <b>GENERAL GOVERNMENT</b>              |                     |   |                           | <b>STATE EQUALIZED TAX RATE</b>            |                   |
| Governing Body & Public Boards         | 40,265.00           | 1969 — Property Taxes Collected                   | 6,252,759.92              | Local District School Taxes                | 1.83 3,529,823.00 |
| Municipal Clerk                        | 28,242.00           | 1969 Payments in Lieu of Taxes                    | 925.22                    | Regional & Consolidated School Tax         |                   |
| Financial Administration               | 107,823.00          | Delinquent Tax & Lien Collections                 | 197,201.14                | School Taxes in Municipal Budget           | .07 135,228.75    |
| Assessment of Taxes                    | 30,872.00           | Business Personality Replacement Taxes            | 623,946.00                | County Taxes                               | .48 924,830.17    |
| Collection of Taxes                    | 30,468.00           | Taxes from Public Utilities                       | 398,572.25                | County Library Taxes                       |                   |
| Planning, Housing & Development        | 7,995.00            | Other Miscellaneous Tax Revenues                  | 11,387.76                 | Local Municipal Purpose Taxes              | .91 1,755,316.31  |
| Human Resources                        |                     | State Aid Revenues                                | 197,487.59                | Veteran & Senior Citizen Taxes             | .09 168,980.00    |
| Elections                              |                     | Federal Aid Revenues                              |                           | Total Taxes for Rate Computation           | 3.38 6,514,178.23 |
| General Administration (other)         | 116,254.00          | Sale of Acquired Property                         | 35,500.00                 | Special District Taxes                     |                   |
| <b>JUDICIARY</b>                       |                     | Other Miscellaneous Revenues                      | 390,380.11                | Bank Stock Taxes                           | 10,634.44         |
| Municipal Courts                       | 34,775.00           | 1969 Revenues                                     | 8,108,159.99              | Added and Omitted Taxes                    | 46,796.22         |
| <b>PUBLIC SAFETY</b>                   |                     | Prior Years Surplus Appropriated                  | 206,000.00                | Total Taxes Levied - ABSTRACT              | 6,402,628.89      |
| Fire Protection                        | 534,158.00          | <b>REVENUES</b>                                   | <b>TOTAL</b> 8,314,159.99 | <b>TOTAL TAXES BILLED</b>                  | 6,391,994.45      |
| Police Protection                      | 743,836.00          |   |                           | <b>1969 TAXES COLLECTED</b>                | 6,252,759.92      |
| Civil Defense & Disaster Control       | 7,260.00            | <b>1969 REAL PROPERTY VALUATIONS</b>              |                           | 1969 Taxes Cancelled, Abated or Adjusted   |                   |
| Environmental Inspection & Control     | 17,686.79           | Code Class # of Parcels %VAL'N                    | ASSESSED VALUATION        | Transfer to Tax Title Liens or Foreclosed  | 429.14            |
| Other Public Safety                    |                     | 1 Vacant Land 659 .98                             | 624,600.00                | Balance Outstanding Dec. 31, 1969          | 138,805.39        |
| <b>PUBLIC WORKS</b>                    |                     | 2 Residential 6819 64.83                          | 41,130,400.00             | <b>PRIOR YEARS TAXES OUTSTANDING</b>       |                   |
| Streets and Drainage                   | 263,607.00          | 3 Farm  |                           | Balance January 1, 1969                    | 320,777.02        |
| Sewers and Sewage Processing           | 93,641.21           | 4a Commercial 442 12.35                           | 7,836,900.00              | Collected in 1969                          | 185,680.11        |
| Garbage and Trash Disposal             | 196,187.48          | 4b Industrial 104 17.49                           | 11,096,400.00             | Cancelled, Abated or Adjusted (1969)       |                   |
| Public Buildings and Grounds           | 60,423.00           | 4c Apartments 55 4.34                             | 2,755,700.00              | Transfers to Tax Title Liens or Foreclosed |                   |
| Other Public Works                     | 99,557.00           | Total 8079 99.99                                  | 63,444,000.00             | Balance December 31, 1969                  | 135,096.91        |
| <b>HEALTH and WELFARE</b>              |                     | <b>CAPITAL DEBT AUTHORIZED, DECEMBER 31, 1969</b> |                           | <b>TAX TITLE LIENS OUTSTANDING</b>         |                   |
| Health Services Except Environmental   | 59,858.00           | ISSUED AND UNISSUED                               | GROSS DEBT                | Balance January 1, 1969                    | 13,635.21         |
| Welfare-Public Assistance              | 28,283.00           | School  | 4,388,127                 | Transfers From Taxes                       | 429.14            |
| Hospitals, Clinics, First Aid          | 10,500.00           | Self-liquidating                                  | 66,000                    | Redeemed in 1969                           | 11,521.03         |
| Animal, Insect, & Rodent Control       | 8,900.00            | Other   | 4,284,217                 | Cancelled, Abated or Adjusted (1969)       |                   |
| Other Welfare Services                 |                     | Total   | 8,738,344                 | Transfers to Foreclosed Property           |                   |
| <b>RECREATION and CONSERVATION</b>     |                     | <b>ISSUED AND OUTSTANDING</b>                     |                           | Balance December 31, 1969                  | 2,543.32          |
| Beaches and Boardwalks                 |                     | School  | 1,127,000.00              | <b>PROPERTY ACQUIRED BY DEED OR</b>        |                   |
| Parks, Playgrounds, Shade Trees        | 60,081.48           | Self-Liquidating                                  | 66,000.00                 | <b>FORECLOSURE</b>                         |                   |
| Land Reclamation & Conservation        |                     | Other   | 1,653,878.20              | Balance January 1, 1969                    | 113,294.96        |
| Other Recreational Services            | 72,517.00           | Total   | 2,846,878.20              | Transfers From Taxes or Liens              |                   |
| <b>EDUCATION (excluding schools)</b>   |                     | <b>EQUALIZED VALUATION BASIS</b>                  |                           | Sale for Cash (1969)                       | 50,594.96         |
| Libraries                              | 132,460.00          | <b>FOR NET DEBT COMPUTATION</b>                   | 185,687,301.33            | Cancelled, Abated or Adjusted (1969)       |                   |
| Other Educational Services             |                     | <b>1969 CAPITAL OUTLAY</b>                        | <b>TOTAL</b> 444,466.01   | Balance December 31, 1969                  | 62,700.00         |
| <b>STATUTORY EXPENDITURES</b>          |                     | Beaches and Boardwalks                            |                           | <b>CURRENT FINANCES DECEMBER 31, 1969</b>  |                   |
| Pensions & F.I.C.A.                    | 285,134.52          | Parks and Playgrounds                             |                           | <b>ASSETS</b>                              |                   |
| Employee Fringe Benefits               | 70,500.00           | Public Buildings and Grounds                      | 45,210.41                 | Cash Dec. 31, 1969                         | 528,407.73        |
| Other Statutory Expenditures           |                     | Vehicular Equipment                               | 73,571.46                 | Taxes Receivable                           | 273,902.30        |
| <b>MUNICIPAL FUNCTIONS</b>             |                     | Streets, Roads, Sidewalks, Storm Sewers           | 156,110.87                | Tax Title Liens                            | 2,543.32          |
| <b>CAPITAL IMPROVEMENTS</b>            |                     | Sewer System                                      | 29.67                     | Foreclosed Property                        | 62,700.00         |
| <b>DEBT SERVICE</b>                    |                     | Water Service                                     |                           | Emergencies & Other Deferred Charges       | 50,992.96         |
| Principal Payments                     | 290,128.82          | Other Utilities                                   |                           | State Aid Receivable                       | 70,653.65         |
| Interest Payments                      | 98,176.68           | Hospitals and Clinics                             |                           | Other Receivables                          | 9,097.17          |
| <b>DEFERRED CHARGES</b>                |                     | Garbage and Trash Disposal Facilities             |                           | Total                                      | 998,297.13        |
| SCHOOL, COUNTY, SPECIAL DISTRICT TAXES | 37,455.54           | Health Equipment                                  | 9,934.03                  | <b>LIABILITIES</b>                         |                   |
| RESERVE FOR UNCOLLECTED TAXES          | 199,277.94          | Library and Education Facilities                  | 70,011.50                 | Cash Liabilities                           | 228,027.30        |
| <b>EXPENDITURES</b>                    |                     | Conservation and Recreation                       | 89,598.07                 | Reserves for Receivables                   | 348,242.79        |
| <b>TOTAL</b>                           | <b>8,356,205.38</b> | Other Expenditures                                |                           | Surplus Dec. 31, 1969                      | 422,027.04        |
|  |                     |   |                           | <b>Total</b>                               | <b>998,297.13</b> |

0248  
Population 1960 9,527  
Population 1969 12,510  
  
Moody Rating BAA  
Land Area 5.90 Sq. Miles

RAMSEY BORO - BERGEN COUNTY  
Net Valuation Taxable 100,315,391  
State Equalized Value 121,271,023  
Net Valuation on Which County Taxes are apportioned: 119,881,429  
State Equalization Ratio .8272  
General Tax Rate Per \$100. 4.19  
State Equalized General Tax Rate: 3.46

PER CAPITA:  
Gross Debt 1,164.61  
Net Debt 55.75  
Debt Service 1.08  
Total Tax Levy 335.06  
Municipal Expenditures 124.21

PER CENT:  
Gross Debt 13.11  
Net Debt .63  
Tax Levy Collected 95.72  
Tax Levy Cancelled, Abated or Adjusted .18

| 1969 EXPENDITURES                             |                     | 1969 REVENUES                         |                     | 1969 PROPERTY TAX                          |                     |
|---|---------------------|---------------------------------------|---------------------|--|---------------------|
| <b>GENERAL GOVERNMENT</b>                     |                     | 1969 — Property Taxes Collected       |                     | <b>STATE EQUALIZED TAX RATE</b>            |                     |
| Governing Body & Public Boards                |                     |                                       | 4,020,663.29        | Local District School Taxes                | 2.51 3,043,329.11   |
| Municipal Clerk                               |                     | 1969 Payments in Lieu of Taxes        |                     | Regional & Consolidated School Tax         |                     |
| Financial Administration                      | 34,600.00           | Delinquent Tax & Lien Collections     | 142,793.02          | School Taxes in Municipal Budget           |                     |
| Assessment of Taxes                           | 29,900.00           | Business Personalty Replacement Taxes | 120,150.00          | County Taxes                               | .41 492,303.45      |
| Collection of Taxes                           | 14,600.00           | Taxes from Public Utilities           | 206,463.48          | County Library Taxes                       |                     |
| Planning, Housing & Development               | 7,720.00            | Other Miscellaneous Tax Revenues      |                     | Local Municipal Purpose Taxes              | .49 591,105.57      |
| Human Resources                               |                     | State Aid Revenues                    | 37,681.49           | Veteran & Senior Citizen Taxes             | .06 69,990.00       |
| Elections                                     |                     | Federal Aid Revenues                  |                     | Total Taxes for Rate Computation           | 3.47 4,196,728.13   |
| General Administration (other)                | 105,725.00          | Sale of Acquired Property             |                     | Special District Taxes                     |                     |
| <b>JUDICIARY</b>                              |                     | Other Miscellaneous Revenues          | 192,062.83          | Bank Stock Taxes                           | 3,330.69            |
| Municipal Courts                              | 8,850.00            | 1969 Revenues                         | 4,719,814.11        | Added and Omitted Taxes                    | 61,556.47           |
| <b>PUBLIC SAFETY</b>                          |                     | Prior Years Surplus Appropriated      | 500,000.00          | Total Taxes Levied - ABSTRACT              | 4,191,625.29        |
| Fire Protection                               | 32,325.60           | <b>REVENUES</b>                       | <b>5,219,814.11</b> | <b>TOTAL TAXES BILLED</b>                  | <b>4,200,352.05</b> |
| Police Protection                             | 250,161.75          |                                       |                     | <b>1969 TAXES COLLECTED</b>                | <b>4,020,663.29</b> |
| Civil Defense & Disaster Control              | 9,029.00            |                                       |                     | 1969 Taxes Cancelled, Abated or Adjusted   | 7,584.94            |
| Environmental Inspection & Control            |                     |                                       |                     | Transfer to Tax Title Liens or Foreclosed  | 2,673.22            |
| Other Public Safety                           |                     |                                       |                     | Balance Outstanding Dec. 31, 1969          | 169,430.60          |
| <b>PUBLIC WORKS</b>                           |                     |                                       |                     | <b>PRIOR YEARS TAXES OUTSTANDING</b>       |                     |
| Streets and Drainage                          | 256,600.00          |                                       |                     | Balance January 1, 1969                    | 137,013.94          |
| Sewers and Sewage Processing                  |                     |                                       |                     | Collected in 1969                          | 136,257.83          |
| Garbage and Trash Disposal                    | 83,500.00           |                                       |                     | Cancelled, Abated or Adjusted (1969)       |                     |
| Public Buildings and Grounds                  | 55,185.00           |                                       |                     | Transfers to Tax Title Liens or Foreclosed | 563.29              |
| Other Public Works                            |                     |                                       |                     | Balance December 31, 1969                  | 192.82              |
| <b>HEALTH and WELFARE</b>                     |                     |                                       |                     | <b>TAX TITLE LIENS OUTSTANDING</b>         |                     |
| Health Services Except Environmental          | 34,450.00           |                                       |                     | Balance January 1, 1969                    | 16,609.16           |
| Welfare-Public Assistance                     | 2,510.00            |                                       |                     | Transfers From Taxes                       | 3,236.51            |
| Hospitals, Clinics, First Aid                 |                     |                                       |                     | Redeemed in 1969                           | 6,535.19            |
| Animal, Insect, & Rodent Control              |                     |                                       |                     | Cancelled, Abated or Adjusted (1969)       |                     |
| Other Welfare Services                        |                     |                                       |                     | Transfers to Foreclosed Property           |                     |
| <b>RECREATION and CONSERVATION</b>            |                     |                                       |                     | Balance December 31, 1969                  | 13,310.48           |
| Beaches and Boardwalks                        |                     |                                       |                     | <b>PROPERTY ACQUIRED BY DEED OR</b>        |                     |
| Parks, Playgrounds, Shade Trees               | 19,220.00           |                                       |                     | <b>FORECLOSURE</b>                         |                     |
| Land Reclamation & Conservation               |                     |                                       |                     | Balance January 1, 1969                    | 2,800.00            |
| Other Recreational Services                   | 3,600.00            |                                       |                     | Transfers From Taxes or Liens              |                     |
| <b>EDUCATION (excluding schools)</b>          |                     |                                       |                     | Sale for Cash (1969)                       |                     |
| Libraries                                     | 62,965.80           |                                       |                     | Cancelled, Abated or Adjusted (1969)       |                     |
| Other Educational Services                    |                     |                                       |                     | Balance December 31, 1969                  | 2,800.00            |
| <b>STATUTORY EXPENDITURES</b>                 |                     |                                       |                     | <b>CURRENT FINANCES DECEMBER 31, 1969</b>  |                     |
| Pensions & F.I.C.A.                           | 51,390.00           |                                       |                     | <b>ASSETS</b>                              |                     |
| Employee Fringe Benefits                      | 15,000.00           |                                       |                     | Cash Dec. 31, 1969                         | 2,297,632.70        |
| Other Statutory Expenditures                  |                     |                                       |                     | Taxes Receivable                           | 169,623.42          |
| <b>MUNICIPAL FUNCTIONS</b>                    | <b>TOTAL</b>        |                                       |                     | Tax Title Liens                            | 13,310.48           |
| <b>CAPITAL IMPROVEMENTS</b>                   | <b>1,077,332.15</b> |                                       |                     | Foreclosed Property                        | 2,800.00            |
| <b>DEBT SERVICE</b>                           | <b>65,000.00</b>    |                                       |                     | Emergencies & Other Deferred Charges       |                     |
| Principal Payments                            | 12,000.00           |                                       |                     | State Aid Receivable                       |                     |
| Interest Payments                             | 1,492.75            |                                       |                     | Other Receivables                          | 3,088.28            |
| <b>DEFERRED CHARGES</b>                       | <b>145,630.48</b>   |                                       |                     | <b>LIABILITIES</b>                         | <b>Total</b>        |
| <b>SCHOOL, COUNTY, SPECIAL DISTRICT TAXES</b> | <b>3,535,632.56</b> |                                       |                     | Cash Liabilities                           | 303,862.05          |
| <b>RESERVE FOR UNCOLLECTED TAXES</b>          | <b>252,400.94</b>   |                                       |                     | Reserves for Receivables                   | 188,822.18          |
| <b>EXPENDITURES</b>                           | <b>TOTAL</b>        |                                       |                     | Surplus Dec. 31, 1969                      | 1,993,770.65        |
|   | <b>5,089,488.88</b> |                                       |                     | <b>Total</b>                               | <b>2,486,454.88</b> |

1432  
Population 1960 7,295  
Population 1969 11,700  
Moody Rating BAA  
Land Area 21.20 Sq. Miles

RANDOLPH TWP  
Net Valuation Taxable 41,592,820  
State Equalized Value 97,361,470  
Net Valuation on Which County Taxes  
are apportioned: 101,587,735  
State Equalization Ratio .4272

- MORRIS

COUNTY

General Tax Rate Per \$100. 9.37  
State Equalized  
General Tax Rate: 4.00

PER CAPITA:  
Gross Debt 454.96  
Net Debt 105.34  
Debt Service .90  
Total Tax Levy 353.53  
Municipal Expenditures 117.94

PER CENT:  
Gross Debt 5.93  
Net Debt 1.37  
Tax Levy Collected 91.81  
Tax Levy Cancelled, Abated  
or Adjusted .83

| 1969 EXPENDITURES                      |              | 1969 REVENUES                                     |  | 1969 PROPERTY TAX                                   |  |
|--|--------------|---|--|---|--|
| GENERAL GOVERNMENT                     |              | 1969 — Property Taxes Collected 3,797,702.75      |  | STATE EQUALIZED TAX RATE 2.85 2,771,531.25          |  |
| Governing Body & Public Boards         |              | 1969 Payments in Lieu of Taxes 340,936.58         |  | Local District School Taxes                         |  |
| Municipal Clerk                        |              | Delinquent Tax & Lien Collections 101,714.00      |  | Regional & Consolidated School Tax                  |  |
| Financial Administration               | 55,720.00    | Business Personalty Replacement Taxes 142,025.87  |  | School Taxes in Municipal Budget                    |  |
| Assessment of Taxes                    | 10,785.00    | Other Miscellaneous Tax Revenues 35,192.41        |  | County Taxes .42 407,783.56                         |  |
| Collection of Taxes                    | 500.00       | State Aid Revenues 176,591.22                     |  | County Library Taxes .03 30,419.13                  |  |
| Planning, Housing & Development        | 7,530.00     | Federal Aid Revenues 4,594,162.83                 |  | Local Municipal Purpose Taxes .65 632,896.18        |  |
| Human Resources                        |              | Other Miscellaneous Revenues 200,000.00           |  | Veteran & Senior Citizen Taxes .05 52,500.00        |  |
| Elections                              | 2,360.00     | Prior Years Surplus Appropriated 4,794,162.83     |  | Total Taxes for Rate Computation 4.00 3,895,130.12  |  |
| General Administration (other)         | 104,260.00   | REVENUES TOTAL                                    |  | Special District Taxes 6,736.52                     |  |
| JUDICIARY                              |              | 1969 REAL PROPERTY VALUATIONS                     |  | Bank Stock Taxes 1,158.23                           |  |
| Municipal Courts                       | 12,660.00    | Code Class # of Parcels %VAL'N ASSESSED VALUATION |  | Added and Omitted Taxes 285,773.07                  |  |
| PUBLIC SAFETY                          |              | 1 Vacant Land 1072 13.01 5,348,000.00             |  | Total Taxes Levied - ABSTRACT 4,136,297.94          |  |
| Fire Protection                        | 25,500.00    | 2 Residential 2588 67.89 27,914,800.00            |  | TOTAL TAXES BILLED 4,136,297.94                     |  |
| Police Protection                      | 164,210.00   | 3 Farm 24 .28 113,000.00                          |  | 1969 TAXES COLLECTED 3,797,702.75                   |  |
| Civil Defense & Disaster Control       | 3,750.00     | 4a Commercial 112 6.80 2,794,600.00               |  | 1969 Taxes Cancelled, Abated or Adjusted 34,254.49  |  |
| Environmental Inspection & Control     | 5,735.00     | 4b Industrial 18 7.17 2,949,000.00                |  | Transfer to Tax Title Liens or Foreclosed 18,966.66 |  |
| Other Public Safety                    |              | 4c Apartments 4 4.86 1,997,150.00                 |  | Balance Outstanding Dec. 31, 1969 285,374.04        |  |
| PUBLIC WORKS                           |              | Total 3818 100.01 41,116,550.00                   |  | PRIOR YEARS TAXES OUTSTANDING                       |  |
| Streets and Drainage                   | 212,598.10   | CAPITAL DEBT AUTHORIZED, DECEMBER 31, 1969        |  | Balance January 1, 1969 425,195.33                  |  |
| Sewers and Sewage Processing           | 28,640.00    | ISSUED AND UNISSUED GROSS DEBT NET DEBT           |  | Collected in 1969 301,745.45                        |  |
| Garbage and Trash Disposal             | 60,000.00    | School 4,559,000 885,961                          |  | Cancelled, Abated or Adjusted (1969) 48.77          |  |
| Public Buildings and Grounds           | 10,800.00    | Self-liquidating 764,000 346,558                  |  | Transfers to Tax Title Liens or Foreclosed          |  |
| Other Public Works                     |              | Other Total 5,323,000 1,232,519                   |  | Balance December 31, 1969 123,401.11                |  |
| HEALTH and WELFARE                     |              | ISSUED AND OUTSTANDING                            |  | TAX TITLE LIENS OUTSTANDING                         |  |
| Health Services Except Environmental   | 12,783.00    | School 4,474,000.00                               |  | Balance January 1, 1969 49,634.38                   |  |
| Welfare-Public Assistance              | 1,735.00     | Self-Liquidating 730,000.00                       |  | Transfers From Taxes 14,466.66                      |  |
| Hospitals, Clinics, First Aid          | 900.00       | Other Total 5,204,000.00                          |  | Redeemed in 1969 39,191.13                          |  |
| Animal, Insect, & Rodent Control       |              | EQUALIZED VALUATION BASIS                         |  | Cancelled, Abated or Adjusted (1969)                |  |
| Other Welfare Services                 |              | FOR NET DEBT COMPUTATION 89,825,967.67            |  | Transfers to Foreclosed Property                    |  |
| RECREATION and CONSERVATION            |              | 1969 CAPITAL OUTLAY TOTAL 29,251.16               |  | Balance December 31, 1969 24,909.91                 |  |
| Beaches and Boardwalks                 |              | Beaches and Boardwalks 10,000.00                  |  | PROPERTY ACQUIRED BY DEED OR                        |  |
| Parks, Playgrounds, Shade Trees        |              | Parks and Playgrounds                             |  | FORECLOSURE   |  |
| Land Reclamation & Conservation        |              | Public Buildings and Grounds                      |  | Balance January 1, 1969                             |  |
| Other Recreational Services            | 18,693.65    | Vehicular Equipment                               |  | Transfers From Taxes or Liens                       |  |
| EDUCATION (excluding schools)          |              | Streets, Roads, Sidewalks, Storm Sewers           |  | Sale for Cash (1969)                                |  |
| Libraries                              | 2,500.00     | Sewer System                                      |  | Cancelled, Abated or Adjusted (1969)                |  |
| Other Educational Services             |              | Water Service 7,251.16                            |  | Balance December 31, 1969                           |  |
| STATUTORY EXPENDITURES                 |              | Other Utilities                                   |  | CURRENT FINANCES DECEMBER 31, 1969                  |  |
| Pensions & F.I.C.A.                    | 41,200.00    | Hospitals and Clinics                             |  | ASSETS  |  |
| Employee Fringe Benefits               | 21,650.00    | Garbage and Trash Disposal Facilities             |  | Cash Dec. 31, 1969 832,081.99                       |  |
| Other Statutory Expenditures           |              | Health Equipment                                  |  | Taxes Receivable 408,775.15                         |  |
| MUNICIPAL FUNCTIONS                    |              | Library and Education Facilities                  |  | Tax Title Liens 24,909.91                           |  |
| CAPITAL IMPROVEMENTS                   | 27,000.00    | Conservation and Recreation                       |  | Foreclosed Property                                 |  |
| DEBT SERVICE                           |              | Other Expenditures 12,000.00                      |  | Emergencies & Other Deferred Charges 12,657.29      |  |
| Principal Payments                     | 10,000.00    |   |  | State Aid Receivable 38,607.60                      |  |
| Interest Payments                      | 500.00       |   |  | Other Receivables 20,646.71                         |  |
| DEFERRED CHARGES                       | 93,441.17    |   |  | Total 1,337,678.65                                  |  |
| SCHOOL, COUNTY, SPECIAL DISTRICT TAXES | 3,216,470.46 |   |  | LIABILITIES   |  |
| RESERVE FOR UNCOLLECTED TAXES          | 444,395.65   |   |  | Cash Liabilities 134,406.51                         |  |
| EXPENDITURES                           | 4,596,317.03 |   |  | Reserves for Receivables 454,331.77                 |  |
|  |              |   |  | Surplus Dec. 31, 1969 748,940.37                    |  |
|  |              |   |  | Total 1,337,678.65                                  |  |

1816  
Population 1960 6,137  
Population 1969 7,230  
  
Moody Rating  
Land Area 2.06 Sq. Miles

RARITAN BORO - SOMERSET COUNTY  
Net Valuation Taxable 18,913,541  
State Equalized Value 43,073,425  
Net Valuation on Which County Taxes are apportioned: 50,661,482  
State Equalization Ratio .4391  
  
General Tax Rate Per \$100. 7.59  
  
State Equalized General Tax Rate: 3.33

PER CAPITA:  
Gross Debt 397.36  
Net Debt 61.51  
Debt Service 4.77  
Total Tax Levy 193.37  
Municipal Expenditures 85.74  
  
PER CENT:  
Gross Debt 6.86  
Net Debt 1.06  
Tax Levy Collected 97.02  
Tax Levy Cancelled, Abated or Adjusted .02

| 1969 EXPENDITURES                      |                     | 1969 REVENUES                                |                     | 1969 PROPERTY TAX                               |                     |
|--|---------------------|--|---------------------|---|---------------------|
| <b>GENERAL GOVERNMENT</b>              |                     | 1969 — Property Taxes Collected 1,356,447.29 |                     | <b>STATE EQUALIZED TAX RATE</b>                 |                     |
| Governing Body & Public Boards         |                     | 1969 Payments in Lieu of Taxes               |                     | Local District School Taxes                     |                     |
| Municipal Clerk                        |                     | Delinquent Tax & Lien Collections            | 34,433.30           | Regional & Consolidated School Tax 2.33         | 1,002,659.34        |
| Financial Administration               | 18,575.00           | Business Personalty Replacement Taxes        | 199,523.00          | School Taxes in Municipal Budget                |                     |
| Assessment of Taxes                    | 5,839.73            | Taxes from Public Utilities                  | 102,389.87          | County Taxes .54                                | 232,066.70          |
| Collection of Taxes                    | 8,610.27            | Other Miscellaneous Tax Revenues             | 4,497.60            | County Library Taxes .03                        | 12,683.30           |
| Planning, Housing & Development        | 5,323.75            | State Aid Revenues                           | 35,671.69           | Local Municipal Purpose Taxes .33               | 141,766.92          |
| Human Resources                        |                     | Federal Aid Revenues                         |                     | Veteran & Senior Citizen Taxes .11              | 46,320.00           |
| Elections                              | 1,575.00            | Sale of Acquired Property                    | 2,500.00            | Total Taxes for Rate Computation 3.34           | 1,435,496.26        |
| General Administration (other)         | 38,917.73           | Other Miscellaneous Revenues                 | 48,679.12           | Special District Taxes                          |                     |
| <b>JUDICIARY</b>                       |                     | 1969 Revenues Total                          | 1,784,141.87        | Bank Stock Taxes                                | 5,318.02            |
| Municipal Courts                       | 6,244.15            | Prior Years Surplus Appropriated             | 80,000.00           | Added and Omitted Taxes                         | 3,561.76            |
| <b>PUBLIC SAFETY</b>                   |                     | <b>REVENUES TOTAL</b>                        | <b>1,864,141.87</b> | Total Taxes Levied - ABSTRACT                   | 1,398,056.04        |
| Fire Protection                        | 18,465.00           |  |                     | <b>TOTAL TAXES BILLED</b>                       | <b>1,398,100.10</b> |
| Police Protection                      | 136,635.18          |  |                     | <b>1969 TAXES COLLECTED</b>                     | <b>1,356,447.29</b> |
| Civil Defense & Disaster Control       | 300.00              |  |                     | 1969 Taxes Cancelled, Abated or Adjusted        | 278.74              |
| Environmental Protection & Control     | 8,300.00            |  |                     | Transfer to Tax Title Liens or Foreclosed       | 74.97               |
| Other Public Safety                    |                     |  |                     | Balance Outstanding Dec. 31, 1969               | 41,299.10           |
| <b>PUBLIC WORKS</b>                    |                     |  |                     | <b>PRIOR YEARS TAXES OUTSTANDING</b>            |                     |
| Streets and Drainage                   | 90,336.40           |  |                     | Balance January 1, 1969                         | 35,921.73           |
| Sewers and Sewage Processing           | 57,652.00           |  |                     | Collected in 1969                               | 34,433.30           |
| Garbage and Trash Disposal             | 29,630.00           |  |                     | Cancelled, Abated or Adjusted (1969)            | 390.71              |
| Public Buildings and Grounds           | 19,767.79           |  |                     | Transfers to Tax Title Liens or Foreclosed      |                     |
| Other Public Works                     |                     |  |                     | Balance December 31, 1969                       | 1,097.72            |
| <b>HEALTH and WELFARE</b>              |                     |  |                     | <b>TAX TITLE LIENS OUTSTANDING</b>              |                     |
| Health Services Except Environmental   | 10,600.00           |  |                     | Balance January 1, 1969                         | 1,045.23            |
| Welfare-Public Assistance              | 1,800.00            |  |                     | Transfers From Taxes                            | 74.97               |
| Hospitals, Clinics, First Aid          | 2,000.00            |  |                     | Redeemed in 1969                                |                     |
| Animal, Insect, & Rodent Control       | 1,200.00            |  |                     | Cancelled, Abated or Adjusted (1969)            |                     |
| Other Welfare Services                 |                     |  |                     | Transfers to Foreclosed Property                |                     |
| <b>RECREATION and CONSERVATION</b>     |                     |  |                     | Balance December 31, 1969                       | 1,120.20            |
| Beaches and Boardwalks                 |                     |  |                     | <b>PROPERTY ACQUIRED BY DEED OR FORECLOSURE</b> |                     |
| Parks, Playgrounds, Shade Trees        | 14,000.00           |  |                     | Balance January 1, 1969                         | 11,935.00           |
| Land Reclamation & Conservation        |                     |  |                     | Transfers From Taxes or Liens                   |                     |
| Other Recreational Services            | 400.00              |  |                     | Sale for Cash (1969)                            | 2,500.00            |
| <b>EDUCATION (excluding schools)</b>   |                     |  |                     | Cancelled, Abated or Adjusted (1969)            | 50.00               |
| Libraries                              | 3,900.00            |  |                     | Balance December 31, 1969                       | 9,385.00            |
| Other Educational Services             |                     |  |                     | <b>CURRENT FINANCES DECEMBER 31, 1969</b>       |                     |
| <b>STATUTORY EXPENDITURES</b>          |                     |  |                     | <b>ASSETS</b>                                   |                     |
| Pensions & F.I.C.A.                    | 25,878.00           |  |                     | Cash Dec. 31, 1969                              | 136,760.89          |
| Employee Fringe Benefits               | 7,000.00            |  |                     | Taxes Receivable                                | 42,396.82           |
| Other Statutory Expenditures           |                     |  |                     | Tax Title Liens                                 | 1,120.20            |
| <b>MUNICIPAL FUNCTIONS</b>             |                     |  |                     | Foreclosed Property                             | 9,385.00            |
| <b>CAPITAL IMPROVEMENTS</b>            |                     |  |                     | Emergencies & Other Deferred Charges            | 5,900.00            |
| <b>DEBT SERVICE</b>                    |                     |  |                     | State Aid Receivable                            | 31,181.52           |
| Principal Payments                     | 27,000.00           |  |                     | Other Receivables                               | 2,995.03            |
| Interest Payments                      | 7,500.00            |  |                     | Total   | 229,739.46          |
| <b>DEFERRED CHARGES</b>                |                     |  |                     | <b>LIABILITIES</b>                              |                     |
| SCHOOL, COUNTY, SPECIAL DISTRICT TAXES | 1,247,409.34        |  |                     | Cash Liabilities                                | 68,095.38           |
| RESERVE FOR UNCOLLECTED TAXES          | 55,876.79           |  |                     | Reserves for Receivables                        | 55,897.05           |
| <b>EXPENDITURES TOTAL</b>              | <b>1,867,336.13</b> |  |                     | Surplus Dec. 31, 1969                           | 105,747.03          |
|  |                     |  |                     | Total   | 229,739.46          |

1021  
Population 1960 4,545  
Population 1969 6,840  
  
Moody Rating  
Land Area 38.40 Sq. Miles

RARITAN TWP  
Net Valuation Taxable 81,781,330  
State Equalized Value 78,840,576  
Net Valuation on Which County Taxes  
are apportioned: 83,446,050  
State Equalization Ratio 1.0373  
  
- HUNTERDON COUNTY  
General Tax Rate Per \$100. 2.88  
State Equalized  
General Tax Rate: 2.98

PER CAPITA:  
Gross Debt 481.92  
Net Debt  
Debt Service  
Total Tax Levy 342.74  
Municipal Expenditures 99.13

PER CENT:  
Gross Debt 4.54  
Net Debt  
Tax Levy Collected 93.84  
Tax Levy Cancelled, Abated  
or Adjusted .18

| 1969 EXPENDITURES                      |              | 1969 REVENUES                         |              | 1969 PROPERTY TAX                          |              |
|--|--------------|---------------------------------------|--------------|--|--------------|
| GENERAL GOVERNMENT                     |              | 1969 — Property Taxes Collected       |              | STATE EQUALIZED TAX RATE                   |              |
| Governing Body & Public Boards         |              | 1969 Payments in Lieu of Taxes        | 2,199,951.59 | Local District School Taxes                | 1.56         |
| Municipal Clerk                        |              | Delinquent Tax & Lien Collections     | 103,976.15   | Regional & Consolidated School Tax         | .83          |
| Financial Administration               | 14,713.81    | Business Personalty Replacement Taxes | 220,670.00   | School Taxes in Municipal Budget           |              |
| Assessment of Taxes                    | 6,800.00     | Taxes from Public Utilities           | 148,901.18   | County Taxes                               | .49          |
| Collection of Taxes                    | 6,800.00     | Other Miscellaneous Tax Revenues      | 50,704.52    | County Library Taxes                       | .02          |
| Planning, Housing & Development        | 11,586.19    | State Aid Revenues                    |              | Local Municipal Purpose Taxes              | .03          |
| Human Resources                        |              | Federal Aid Revenues                  |              | Veteran & Senior Citizen Taxes             | .05          |
| Elections                              | 1,600.00     | Sale of Acquired Property             | 56,910.05    | Total Taxes for Rate Computation           | 2.98         |
| General Administration (other)         | 53,800.00    | Other Miscellaneous Revenues          | 97,000.00    | Special District Taxes                     |              |
| JUDICIARY                              |              | 1969 Revenues                         | 2,781,113.49 | Bank Stock Taxes                           | 626.37       |
| Municipal Courts                       | 6,000.00     | Prior Years Surplus Appropriated      | 97,000.00    | Added and Omitted Taxes                    | 31,380.14    |
| PUBLIC SAFETY                          |              | REVENUES                              | 2,878,113.49 | Total Taxes Levied - ABSTRACT              | 2,344,322.58 |
| Fire Protection                        | 11,000.00    |                                       |              | TOTAL TAXES BILLED                         | 2,344,322.58 |
| Police Protection                      | 28,500.00    |                                       |              | 1969 TAXES COLLECTED                       | 2,199,951.59 |
| Civil Defense & Disaster Control       | 1,500.00     |                                       |              | 1969 Taxes Cancelled, Abated or Adjusted   | 4,295.10     |
| Environmental Inspection & Control     | 8,500.00     |                                       |              | Transfer to Tax Title Liens or Foreclosed  |              |
| Other Public Safety                    |              |                                       |              | Balance Outstanding Dec. 31, 1969          | 140,075.89   |
| PUBLIC WORKS                           |              |                                       |              | PRIOR YEARS TAXES OUTSTANDING              |              |
| Streets and Drainage                   | 159,800.00   |                                       |              | Balance January 1, 1969                    | 154,973.77   |
| Sewers and Sewage Processing           | 63,600.00    |                                       |              | Collected in 1969                          | 103,136.97   |
| Garbage and Trash Disposal             | 9,300.00     |                                       |              | Cancelled, Abated or Adjusted (1969)       | 30,468.05    |
| Public Buildings and Grounds           | 7,500.00     |                                       |              | Transfers to Tax Title Liens or Foreclosed |              |
| Other Public Works                     |              |                                       |              | Balance December 31, 1969                  | 21,368.75    |
| HEALTH and WELFARE                     |              |                                       |              | TAX TITLE LIENS OUTSTANDING                |              |
| Health Services Except Environmental   | 2,800.00     |                                       |              | Balance January 1, 1969                    | 1,152.96     |
| Welfare-Public Assistance              | 4,000.00     |                                       |              | Transfers From Taxes                       |              |
| Hospitals, Clinics, First Aid          |              |                                       |              | Redeemed in 1969                           | 839.18       |
| Animal, Insect, & Rodent Control       |              |                                       |              | Cancelled, Abated or Adjusted (1969)       |              |
| Other Welfare Services                 |              |                                       |              | Transfers to Foreclosed Property           |              |
| RECREATION and CONSERVATION            |              |                                       |              | Balance December 31, 1969                  | 313.78       |
| Beaches and Boardwalks                 |              |                                       |              | PROPERTY ACQUIRED BY DEED OR               |              |
| Parks, Playgrounds, Shade Trees        |              |                                       |              | FORECLOSURE                                |              |
| Land Reclamation & Conservation        |              |                                       |              | Balance January 1, 1969                    |              |
| Other Recreational Services            | 2,500.00     |                                       |              | Transfers From Taxes or Liens              |              |
| EDUCATION (excluding schools)          |              |                                       |              | Sale for Cash (1969)                       |              |
| Libraries                              |              |                                       |              | Cancelled, Abated or Adjusted (1969)       |              |
| Other Educational Services             |              |                                       |              | Balance December 31, 1969                  |              |
| STATUTORY EXPENDITURES                 |              |                                       |              | CURRENT FINANCES DECEMBER 31, 1969         |              |
| Pensions & F.I.C.A.                    | 10,000.00    |                                       |              | ASSETS                                     |              |
| Employee Fringe Benefits               | 3,000.00     |                                       |              | Cash Dec. 31, 1969                         | 1,359,580.81 |
| Other Statutory Expenditures           |              |                                       |              | Taxes Receivable                           | 161,444.64   |
| MUNICIPAL FUNCTIONS                    |              |                                       |              | Tax Title Liens                            | 313.78       |
| CAPITAL IMPROVEMENTS                   |              |                                       |              | Foreclosed Property                        |              |
| DEBT SERVICE                           |              |                                       |              | Emergencies & Other Deferred Charges       | 86,600.00    |
| Principal Payments                     |              |                                       |              | State Aid Receivable                       | 43,062.27    |
| Interest Payments                      |              |                                       |              | Other Receivables                          | 3,159.96     |
| DEFERRED CHARGES                       |              |                                       |              | Total                                      | 1,654,161.46 |
| SCHOOL, COUNTY, SPECIAL DISTRICT TAXES | 7,000.00     |                                       |              | LIABILITIES                                |              |
| RESERVE FOR UNCOLLECTED TAXES          | 2,288,988.93 |                                       |              | Cash Liabilities                           | 1,264,995.95 |
|  | 148,728.03   |                                       |              | Reserves for Receivables                   | 164,918.38   |
| EXPENDITURES                           |              |                                       |              | Surplus Dec. 31, 1969                      | 224,247.13   |
| TOTAL                                  | 2,967,016.96 |                                       |              | Total                                      | 1,654,161.46 |

1022  
Population 1960 6,147  
Population 1969 7,510  
Moody Rating  
Land Area 47.80 Sq. Miles

READINGTON TWP - HUNTERDON COUNTY  
Net Valuation Taxable 55,531,305  
State Equalized Value 73,183,058 General Tax Rate Per \$100. 4.41  
Net Valuation on Which County Taxes  
are apportioned: 71,946,647 State Equalized  
State Equalization Ratio .7588 General Tax Rate: 3.34

PER CAPITA:  
Gross Debt 368.03  
Net Debt 13.05  
Debt Service  
Total Tax Levy 325.10  
Municipal Expenditures 95.15  
PER CENT:  
Gross Debt 4.07  
Net Debt .14  
Tax Levy Collected 88.95  
Tax Levy Cancelled, Abated  
or Adjusted 1.34

| 1969 EXPENDITURES                      |              | 1969 REVENUES                         |              | 1969 PROPERTY TAX                          |              |
|--|--------------|---------------------------------------|--------------|--|--------------|
| GENERAL GOVERNMENT                     |              | 1969 — Property Taxes Collected       |              | STATE EQUALIZED TAX RATE                   |              |
| Governing Body & Public Boards         |              | 1969 Payments in Lieu of Taxes        | 2,171,611.82 | Local District School Taxes                | 1.57         |
| Municipal Clerk                        |              | Delinquent Tax & Lien Collections     | 224,216.99   | Regional & Consolidated School Tax         | .89          |
| Financial Administration               | 18,400.00    | Business Personalty Replacement Taxes | 32,477.00    | School Taxes in Municipal Budget           |              |
| Assessment of Taxes                    | 12,200.00    | Taxes from Public Utilities           | 111,704.60   | County Taxes                               | .46          |
| Collection of Taxes                    | 6,500.00     | Other Miscellaneous Tax Revenues      | 56,250.80    | County Library Taxes                       | .02          |
| Planning, Housing & Development        | 12,100.00    | State Aid Revenues                    |              | Local Municipal Purpose Taxes              | .36          |
| Human Resources                        |              | Federal Aid Revenues                  |              | Veteran & Senior Citizen Taxes             | .06          |
| Elections                              | 2,400.00     | Sale of Acquired Property             |              | Total Taxes for Rate Computation           | 3.36         |
| General Administration (other)         | 45,300.00    | Other Miscellaneous Revenues          | 55,067.67    | Special District Taxes                     | 1,008.08     |
| JUDICIARY                              |              | 1969 Revenues                         | 2,651,328.88 | Bank Stock Taxes                           | 1,353.36     |
| Municipal Courts                       | 6,500.00     | Prior Years Surplus Appropriated      | 61,000.00    | Added and Omitted Taxes                    | 35,563.65    |
| PUBLIC SAFETY                          |              | REVENUES                              | 2,712,328.88 | Total Taxes Levied - ABSTRACT              | 2,441,492.46 |
| Fire Protection                        | 8,000.00     |                                       |              | TOTAL TAXES BILLED                         | 2,441,492.46 |
| Police Protection                      | 44,800.00    |                                       |              | 1969 TAXES COLLECTED                       | 2,171,611.82 |
| Civil Defense & Disaster Control       |              |                                       |              | 1969 Taxes Cancelled, Abated or Adjusted   | 32,795.56    |
| Environmental Inspection & Control     | 5,800.00     |                                       |              | Transfer to Tax Title Liens or Foreclosed  | 5,889.26     |
| Other Public Safety                    |              |                                       |              | Balance Outstanding Dec. 31, 1969          | 231,195.82   |
| PUBLIC WORKS                           |              |                                       |              | PRIOR YEARS TAXES OUTSTANDING              |              |
| Streets and Drainage                   | 113,585.00   |                                       |              | Balance January 1, 1969                    | 269,193.44   |
| Sewers and Sewage Processing           |              |                                       |              | Collected in 1969                          | 213,723.35   |
| Garbage and Trash Disposal             | 13,000.00    |                                       |              | Cancelled, Abated or Adjusted (1969)       | 1,736.78     |
| Public Buildings and Grounds           | 9,300.00     |                                       |              | Transfers to Tax Title Liens or Foreclosed |              |
| Other Public Works                     |              |                                       |              | Balance December 31, 1969                  | 53,733.31    |
| HEALTH and WELFARE                     |              |                                       |              | TAX TITLE LIENS OUTSTANDING                |              |
| Health Services Except Environmental   | 1,900.00     |                                       |              | Balance January 1, 1969                    | 12,231.36    |
| Welfare-Public Assistance              | 4,000.00     |                                       |              | Transfers From Taxes                       | 5,889.26     |
| Hospitals, Clinics, First Aid          |              |                                       |              | Redeemed in 1969                           | 10,493.64    |
| Animal, Insect, & Rodent Control       |              |                                       |              | Cancelled, Abated or Adjusted (1969)       |              |
| Other Welfare Services                 |              |                                       |              | Transfers to Foreclosed Property           |              |
| RECREATION and CONSERVATION            |              |                                       |              | Balance December 31, 1969                  | 7,626.98     |
| Beaches and Boardwalks                 |              |                                       |              | PROPERTY ACQUIRED BY DEED OR               |              |
| Parks, Playgrounds, Shade Trees        | 3,000.00     |                                       |              | FORECLOSURE                                |              |
| Land Reclamation & Conservation        |              |                                       |              | Balance January 1, 1969                    | 700.00       |
| Other Recreational Services            |              |                                       |              | Transfers From Taxes or Liens              |              |
| EDUCATION (excluding schools)          |              |                                       |              | Sale for Cash (1969)                       |              |
| Libraries                              |              |                                       |              | Cancelled, Abated or Adjusted (1969)       |              |
| Other Educational Services             |              |                                       |              | Balance December 31, 1969                  | 700.00       |
| STATUTORY EXPENDITURES                 |              |                                       |              | CURRENT FINANCES DECEMBER 31, 1969         |              |
| Pensions & F.I.C.A.                    | 16,600.00    |                                       |              | ASSETS                                     |              |
| Employee Fringe Benefits               | 8,500.00     |                                       |              | Cash Dec. 31, 1969                         | 646,358.84   |
| Other Statutory Expenditures           |              |                                       |              | Taxes Receivable                           | 284,929.13   |
| MUNICIPAL FUNCTIONS                    |              |                                       |              | Tax Title Liens                            | 7,626.98     |
| CAPITAL IMPROVEMENTS                   | 73,000.00    |                                       |              | Foreclosed Property                        | 700.00       |
| DEBT SERVICE                           |              |                                       |              | Emergencies & Other Deferred Charges       |              |
| Principal Payments                     |              |                                       |              | State Aid Receivable                       | 71,783.00    |
| Interest Payments                      |              |                                       |              | Other Receivables                          | 1,110.64     |
| DEFERRED CHARGES                       | 24,490.12    |                                       |              | Total                                      | 1,012,508.59 |
| SCHOOL, COUNTY, SPECIAL DISTRICT TAXES | 2,143,847.65 |                                       |              | LIABILITIES                                |              |
| RESERVE FOR UNCOLLECTED TAXES          | 285,233.84   |                                       |              | Cash Liabilities                           | 537,552.44   |
| EXPENDITURES                           | 2,858,456.61 |                                       |              | Reserves for Receivables                   | 294,366.75   |
|  |              |                                       |              | Surplus Dec. 31, 1969                      | 180,589.40   |
|  |              |                                       |              | Total                                      | 1,012,508.59 |

1340  
Population 1960 12,482  
Population 1969 14,330  
  
Moody Rating AA  
Land Area 1.80 Sq Miles

# RED BANK BORO

Net Valuation Taxable 91,720,769  
State Equalized Value 95,912,129  
Net Valuation on Which County Taxes  
are apportioned: 101,402,711  
State Equalization Ratio .9563

# - MONMOUTH COUNTY

General Tax Rate Per \$100. 3.64  
  
State Equalized  
General Tax Rate: 3.48

PER CAPITA:  
Gross Debt 331.21  
Net Debt 47.75  
Debt Service 7.73  
Total Tax Levy 231.33  
Municipal Expenditures 133.23

PER CENT:  
Gross Debt 5.35  
Net Debt .77  
Tax Levy Collected 94.83  
Tax Levy Cancelled, Abated  
or Adjusted .07

| 1969 EXPENDITURES                      |                     | 1969 REVENUES                                     |                     | 1969 PROPERTY TAX                                 |                   |
|--|---------------------|---|---------------------|---|-------------------|
| <b>GENERAL GOVERNMENT</b>              |                     | 1969 — Property Taxes Collected 3,143,542.26      |                     | <b>STATE EQUALIZED TAX RATE</b> 2.00 1,914,614.50 |                   |
| Governing Body & Public Boards         |                     | 1969 Payments in Lieu of Taxes                    |                     | Local District School Taxes                       |                   |
| Municipal Clerk                        |                     | Delinquent Tax & Lien Collections                 | 175,189.45          | Regional & Consolidated School Tax                |                   |
| Financial Administration               | 43,095.00           | Business Personalty Replacement Taxes             | 214,487.00          | School Taxes in Municipal Budget                  |                   |
| Assessment of Taxes                    | 11,450.00           | Taxes from Public Utilities                       | 162,816.96          | County Taxes                                      | .63 602,028.04    |
| Collection of Taxes                    | 18,825.00           | Other Miscellaneous Tax Revenues                  | 11,373.24           | County Library Taxes                              |                   |
| Planning, Housing & Development        | 4,700.00            | State Aid Revenues                                | 73,087.64           | Local Municipal Purpose Taxes                     | .80 764,595.37    |
| Human Resources                        | 23,200.00           | Federal Aid Revenues                              |                     | Veteran & Senior Citizen Taxes                    | .06 57,080.00     |
| Elections                              | 3,970.00            | Sale of Acquired Property                         | 1,371.05            | Total Taxes for Rate Computation                  | 3.49 3,338,317.91 |
| General Administration (other)         | 40,275.00           | Other Miscellaneous Revenues                      | 169,501.14          | Special District Taxes                            |                   |
| <b>JUDICIARY</b>                       |                     | 1969 Revenues Total                               | 3,951,368.74        | Bank Stock Taxes                                  | 20,508.29         |
| Municipal Courts                       | 16,142.00           | Prior Years Surplus Appropriated                  | 490,000.00          | Added and Omitted Taxes                           | 13,227.72         |
| <b>PUBLIC SAFETY</b>                   |                     | <b>REVENUES TOTAL</b>                             | <b>4,441,368.74</b> | Total Taxes Levied - ABSTRACT                     | 3,314,973.92      |
| Fire Protection                        | 42,310.00           | <b>1969 REAL PROPERTY VALUATIONS</b>              |                     | <b>TOTAL TAXES BILLED</b>                         | 3,314,973.92      |
| Police Protection                      | 402,150.00          | Code Class # of Parcels %VAL'N ASSESSED VALUATION |                     | 1969 TAXES COLLECTED                              | 3,143,542.26      |
| Civil Defense & Disaster Control       | 4,300.00            | 1 Vacant Land 219 2.38 2,074,800.00               |                     | 1969 Taxes Cancelled, Abated or Adjusted          | 2,318.08          |
| Environmental Inspection & Control     | 11,330.00           | 2 Residential 2524 48.33 42,133,050.00            |                     | Transfer to Tax Title Liens or Foreclosed         | 8,863.22          |
| Other Public Safety                    |                     | 3 Farm 4a Commercial 426 29.22 25,474,100.00      |                     | Balance Outstanding Dec. 31, 1969                 | 160,250.36        |
| <b>PUBLIC WORKS</b>                    |                     | 4b Industrial 38 3.22 2,807,000.00                |                     | <b>PRIOR YEARS TAXES OUTSTANDING</b>              |                   |
| Streets and Drainage                   | 187,600.00          | 4c Apartments 34 16.86 14,694,900.00              |                     | Balance January 1, 1969                           | 190,291.22        |
| Sewers and Sewage Processing           |                     | Total 3241 100.01 87,183,850.00                   |                     | Collected in 1969                                 | 151,577.01        |
| Garbage and Trash Disposal             | 138,350.00          | <b>CAPITAL DEBT AUTHORIZED, DECEMBER 31, 1969</b> |                     | Cancelled, Abated or Adjusted (1969)              | 760.20            |
| Public Buildings and Grounds           | 25,200.00           | ISSUED AND UNISSUED GROSS DEBT NET DEBT           |                     | Transfers to Tax Title Liens or Foreclosed        | 7,988.64          |
| Other Public Works                     | 16,900.00           | School 3,692,944                                  |                     | Balance December 31, 1969                         | 29,965.37         |
| <b>HEALTH and WELFARE</b>              |                     | Self-liquidating 369,060                          |                     | <b>TAX TITLE LIENS OUTSTANDING</b>                |                   |
| Health Services Except Environmental   | 43,350.00           | Other 684,200                                     | 684,200             | Balance January 1, 1969                           | 34,245.62         |
| Welfare-Public Assistance              | 17,050.00           | Total 4,746,204                                   | 684,200             | Transfers From Taxes                              | 17,668.21         |
| Hospitals, Clinics, First Aid          | 4,500.00            | <b>ISSUED AND OUTSTANDING</b>                     |                     | Redeemed in 1969                                  | 23,612.44         |
| Animal, Insect, & Rodent Control       |                     | School 605,000.00                                 |                     | Cancelled, Abated or Adjusted (1969)              |                   |
| Other Welfare Services                 |                     | Self-Liquidating 354,060.00                       |                     | Transfers to Foreclosed Property                  |                   |
| <b>RECREATION and CONSERVATION</b>     |                     | Other 669,400.00                                  |                     | Balance December 31, 1969                         | 28,301.39         |
| Beaches and Boardwalks                 |                     | Total 1,628,460.00                                |                     | <b>PROPERTY ACQUIRED BY DEED OR</b>               |                   |
| Parks, Playgrounds, Shade Trees        | 82,300.00           | <b>EQUALIZED VALUATION BASIS</b>                  |                     | <b>FORECLOSURE</b>                                |                   |
| Land Reclamation & Conservation        |                     | FOR NET DEBT COMPUTATION                          | 88,797,075.00       | Balance January 1, 1969                           | 19,100.00         |
| Other Recreational Services            | 625.00              | 1969 CAPITAL OUTLAY TOTAL                         | 59,985.27           | Transfers From Taxes or Liens                     |                   |
| <b>EDUCATION (excluding schools)</b>   |                     | Beaches and Boardwalks                            |                     | Sale for Cash (1969)                              | 1,371.05          |
| Libraries                              | 87,950.00           | Parks and Playgrounds                             |                     | Cancelled, Abated or Adjusted (1969)              | 4,628.95          |
| Other Educational Services             |                     | Public Buildings and Grounds                      |                     | Balance December 31, 1969                         | 13,100.00         |
| <b>STATUTORY EXPENDITURES</b>          |                     | Vehicular Equipment                               | 25,215.33           | <b>CURRENT FINANCES DECEMBER 31, 1969</b>         |                   |
| Pensions & F.I.C.A.                    | 127,000.00          | Streets, Roads, Sidewalks, Storm Sewers           | 5,000.00            | <b>ASSETS</b>                                     |                   |
| Employee Fringe Benefits               | 53,500.00           | Sewer System                                      | 753.64              | Cash Dec. 31, 1969                                | 710,895.91        |
| Other Statutory Expenditures           |                     | Water Service                                     |                     | Taxes Receivable                                  | 190,215.73        |
| <b>MUNICIPAL FUNCTIONS</b>             |                     | Other Utilities                                   |                     | Tax Title Liens                                   | 28,301.39         |
| <b>CAPITAL IMPROVEMENTS</b>            |                     | Hospitals and Clinics                             |                     | Foreclosed Property                               | 13,100.00         |
| <b>DEBT SERVICE</b>                    |                     | Garbage and Trash Disposal Facilities             | 9,200.00            | Emergencies & Other Deferred Charges              | 15,000.00         |
| Principal Payments                     | 80,800.00           | Health Equipment                                  |                     | State Aid Receivable                              | 20,646.00         |
| Interest Payments                      | 30,000.00           | Library and Education Facilities                  | 19,816.30           | Other Receivables                                 | 1,863.16          |
| <b>DEFERRED CHARGES</b>                |                     | Conservation and Recreation                       |                     | Total   | 980,022.19        |
| SCHOOL, COUNTY, SPECIAL DISTRICT TAXES | 16,200.00           | Other Expenditures                                |                     | <b>LIABILITIES</b>                                |                   |
| <b>RESERVE FOR UNCOLLECTED TAXES</b>   |                     |   |                     | Cash Liabilities                                  | 166,255.01        |
|  | 2,516,642.54        |   |                     | Reserves for Receivables                          | 233,480.28        |
|  | 341,156.82          |   |                     | Surplus Dec. 31, 1969                             | 580,286.90        |
| <b>EXPENDITURES TOTAL</b>              | <b>4,425,871.36</b> |   |                     | Total   | <b>980,022.19</b> |



0249  
Population 1960 10,788  
Population 1969 12,290  
Moody Rating  
Land Area 2.60 Sq. Miles

RIDGEFIELD BORO - BERGEN COUNTY  
Net Valuation Taxable 102,378,556  
State Equalized Value 134,407,976  
General Tax Rate Per \$100. 1.07  
Net Valuation on Which County Taxes are apportioned: 153,987,556  
State Equalization Ratio .7617  
State Equalized  
General Tax Rate: .81

PER CAPITA:  
Gross Debt 166.40  
Net Debt  
Debt Service .41  
Total Tax Levy 85.70  
Municipal Expenditures 258.33

PER CENT:  
Gross Debt 1.56  
Net Debt  
Tax Levy Collected 98.63  
Tax Levy Cancelled, Abated or Adjusted .06

| 1969 EXPENDITURES                             |              | 1969 REVENUES                                     |                    | 1969 PROPERTY TAX                          |                  |
|---|--------------|---|--------------------|--|------------------|
| <b>GENERAL GOVERNMENT</b>                     |              |   |                    | <b>STATE EQUALIZED TAX RATE</b>            |                  |
| Governing Body & Public Boards                |              | 1969 — Property Taxes Collected                   | 1,043,756.94       | Local District School Taxes                | 30 399,028.50    |
| Municipal Clerk                               |              | 1969 Payments in Lieu of Taxes                    | 419.69             | Regional & Consolidated School Tax         |                  |
| Financial Administration                      | 51,000.00    | Delinquent Tax & Lien Collections                 | 10,530.84          | School Taxes in Municipal Budget           |                  |
| Assessment of Taxes                           | 8,700.00     | Business Personalty Replacement Taxes             | 165,343.00         | County Taxes                               | .47 633,694.86   |
| Collection of Taxes                           | 25,700.00    | Taxes from Public Utilities                       | 2,527,016.38       | County Library Taxes                       |                  |
| Planning, Housing & Development               | 6,300.00     | Other Miscellaneous Tax Revenues                  |                    | Local Municipal Purpose Taxes              |                  |
| Human Resources                               |              | State Aid Revenues                                | 17,185.76          | Veteran & Senior Citizen Taxes             | .04 58,330.00    |
| Elections                                     |              | Federal Aid Revenues                              |                    | Total Taxes for Rate Computation           | .81 1,091,053.36 |
| General Administration (other)                | 137,400.00   | Sale of Acquired Property                         |                    | Special District Taxes                     |                  |
| <b>JUDICIARY</b>                              |              | Other Miscellaneous Revenues                      | 129,574.85         | Bank Stock Taxes                           | 8,127.10         |
| Municipal Courts                              |              | 1969 Revenues                                     | 3,893,827.46       | Added and Omitted Taxes                    | 12,402.55        |
| <b>PUBLIC SAFETY</b>                          |              | Prior Years Surplus Appropriated                  | 700,000.00         | Total Taxes Levied - ABSTRACT              | 1,053,253.01     |
| Fire Protection                               | 54,500.00    | <b>REVENUES</b>                                   | <b>TOTAL</b>       | <b>TOTAL TAXES BILLED</b>                  | 1,058,230.20     |
| Police Protection                             | 344,000.00   |   | 4,593,827.46       | 1969 TAXES COLLECTED                       | 1,043,756.94     |
| Civil Defense & Disaster Control              | 8,500.00     | <b>1969 REAL PROPERTY VALUATIONS</b>              |                    | 1969 Taxes Cancelled, Abated or Adjusted   | 621.00           |
| Environmental Inspection & Control            |              | Code Class # of Parcels %VAL'N                    | ASSESSED VALUATION | Transfer to Tax Title Liens or Foreclosed  | 201.16           |
| Other Public Safety                           |              | 1 Vacant Land 220 2.54                            | 2,585,800.00       | Balance Outstanding Dec. 31, 1969          | 13,651.10        |
| <b>PUBLIC WORKS</b>                           |              | 2 Residential 2271 50.08                          | 50,979,300.00      | <b>PRIOR YEARS TAXES OUTSTANDING</b>       |                  |
| Streets and Drainage                          | 242,000.00   | 3 Farm  |                    | Balance January 1, 1969                    | 10,880.84        |
| Sewers and Sewage Processing                  | 81,000.00    | 4a Commercial 132 7.43                            | 7,563,800.00       | Collected in 1969                          | 10,530.84        |
| Garbage and Trash Disposal                    | 65,000.00    | 4b Industrial 86 32.37                            | 32,948,000.00      | Cancelled, Abated or Adjusted (1969)       | 350.00           |
| Public Buildings and Grounds                  | 61,200.00    | 4c Apartments 17 7.58                             | 7,715,100.00       | Transfers to Tax Title Liens or Foreclosed |                  |
| Other Public Works                            |              | Total 2726 100.00                                 | 101,792,000.00     | Balance December 31, 1969                  |                  |
| <b>HEALTH and WELFARE</b>                     |              | <b>CAPITAL DEBT AUTHORIZED, DECEMBER 31, 1969</b> |                    | <b>TAX TITLE LIENS OUTSTANDING</b>         |                  |
| Health Services Except Environmental          | 32,940.00    | ISSUED AND UNISSUED                               | GROSS DEBT         | Balance January 1, 1969                    | 3,469.77         |
| Welfare-Public Assistance                     | 5,700.00     | School  | 1,545,000          | Transfers From Taxes                       | 201.16           |
| Hospitals, Clinics, First Aid                 |              | Self-liquidating                                  | 500,000            | Redeemed in 1969                           |                  |
| Animal, Insect, & Rodent Control              |              | Other   |                    | Cancelled, Abated or Adjusted (1969)       |                  |
| Other Welfare Services                        |              | Total   | 2,045,000          | Transfers to Foreclosed Property           |                  |
| <b>RECREATION and CONSERVATION</b>            |              | <b>ISSUED AND OUTSTANDING</b>                     |                    | Balance December 31, 1969                  | 3,670.93         |
| Beaches and Boardwalks                        |              | School  | 1,545,000.00       | <b>PROPERTY ACQUIRED BY DEED OR</b>        |                  |
| Parks, Playgrounds, Shade Trees               | 88,000.00    | Self-liquidating                                  | 500,000.00         | <b>FORECLOSURE</b>                         |                  |
| Land Reclamation & Conservation               |              | Other   |                    | Balance January 1, 1969                    | 45,105.00        |
| Other Recreational Services                   | 3,000.00     | Total   | 2,045,000.00       | Transfers From Taxes or Liens              |                  |
| <b>EDUCATION (excluding schools)</b>          |              | <b>EQUALIZED VALUATION BASIS</b>                  |                    | Sale for Cash (1969)                       |                  |
| Libraries                                     | 66,000.00    | <b>FOR NET DEBT COMPUTATION</b>                   | 130,991,298.67     | Cancelled, Abated or Adjusted (1969)       |                  |
| Other Educational Services                    | 1,600,000.00 | 1969 CAPITAL OUTLAY                               | TOTAL              | Balance December 31, 1969                  | 45,105.00        |
| <b>STATUTORY EXPENDITURES</b>                 |              | Beaches and Boardwalks                            | 178,169.32         | <b>CURRENT FINANCES DECEMBER 31, 1969</b>  |                  |
| Pensions & F.I.C.A.                           | 98,200.00    | Parks and Playgrounds                             | 5,978.35           | <b>ASSETS</b>                              |                  |
| Employee Fringe Benefits                      |              | Public Buildings and Grounds                      |                    | Cash Dec. 31, 1969                         | 618,600.68       |
| Other Statutory Expenditures                  |              | Vehicular Equipment                               |                    | Taxes Receivable                           | 13,651.10        |
| <b>MUNICIPAL FUNCTIONS</b>                    | <b>TOTAL</b> | Streets, Roads, Sidewalks, Storm Sewers           | 170,922.90         | Tax Title Liens                            | 3,670.93         |
| <b>CAPITAL IMPROVEMENTS</b>                   | 2,979,140.00 | Sewer System                                      | 342.07             | Foreclosed Property                        | 45,105.00        |
| <b>DEBT SERVICE</b>                           |              | Water Service                                     |                    | Emergencies & Other Deferred Charges       | 44,200.00        |
| Principal Payments                            | 5,000.00     | Other Utilities                                   |                    | State Aid Receivable                       | 38,438.00        |
| Interest Payments                             | 53.75        | Hospitals and Clinics                             |                    | Other Receivables                          | 51,913.64        |
| <b>DEFERRED CHARGES</b>                       | 19,100.28    | Garbage and Trash Disposal Facilities             |                    | Total                                      | 815,579.35       |
| <b>SCHOOL, COUNTY, SPECIAL DISTRICT TAXES</b> | 1,032,723.36 | Health Equipment                                  | 926.00             | <b>LIABILITIES</b>                         |                  |
| <b>RESERVE FOR UNCOLLECTED TAXES</b>          | 40,834.73    | Library and Education Facilities                  |                    | Cash Liabilities                           | 199,808.25       |
|   |              | Conservation and Recreation                       |                    | Reserves for Receivables                   | 114,340.67       |
|   |              | Other Expenditures                                |                    | Surplus Dec. 31, 1969                      | 501,430.43       |
| <b>EXPENDITURES</b>                           | <b>TOTAL</b> |   |                    | Total                                      | 815,579.35       |
|   | 4,207,652.12 |   |                    |  |                  |

0250  
Population 1960 12,701  
Population 1969 15,570  
  
Moody Rating  
Land Area 2.00 Sq. Miles

RIDGEFIELD PARK TWP - BERGEN COUNTY  
Net Valuation Taxable 71,014,169  
State Equalized Value 87,682,638 General Tax Rate Per \$100. 4.32  
Net Valuation on Which County Taxes are apportioned: 89,941,580 State Equalized General Tax Rate: 3.49  
State Equalization Ratio .8099

PER CAPITA:  
Gross Debt 231.70  
Net Debt 21.03  
Debt Service 3.71  
Total Tax Levy 194.35  
Municipal Expenditures 94.04

PER CENT:  
Gross Debt 4.31  
Net Debt .39  
Tax Levy Collected 96.31  
Tax Levy Cancelled, Abated or Adjusted .52

| 1969 EXPENDITURES                      |              | 1969 REVENUES                                     |  | 1969 PROPERTY TAX                          |                   |
|--|--------------|---|--|--|-------------------|
| GENERAL GOVERNMENT                     |              |   |  | STATE EQUALIZED TAX RATE                   |                   |
| Governing Body & Public Boards         | 990.33       | 1969 — Property Taxes Collected                   |  | Local District School Taxes                | 2.26 1,977,917.86 |
| Municipal Clerk                        |              | 1969 Payments in Lieu of Taxes                    |  | Regional & Consolidated School Tax         |                   |
| Financial Administration               | 55,622.62    | Delinquent Tax & Lien Collections                 |  | School Taxes in Municipal Budget           |                   |
| Assessment of Taxes                    | 52,482.57    | Business Personalty Replacement Taxes             |  | County Taxes                               | .42 369,748.35    |
| Collection of Taxes                    | 24,407.75    | Taxes from Public Utilities                       |  | County Library Taxes                       |                   |
| Planning, Housing & Development        | 8,437.07     | Other Miscellaneous Tax Revenues                  |  | Local Municipal Purpose Taxes              | .74 646,974.56    |
| Human Resources                        |              | State Aid Revenues                                |  | Veteran & Senior Citizen Taxes             | .08 69,960.00     |
| Elections                              | 3,632.04     | Federal Aid Revenues                              |  | Total Taxes for Rate Computation           | 3.50 3,064,600.77 |
| General Administration (other)         | 16,668.06    | Sale of Acquired Property                         |  | Special District Taxes                     |                   |
| JUDICIARY                              |              | Other Miscellaneous Revenues                      |  | Bank Stock Taxes                           | 4,607.58          |
| Municipal Courts                       | 11,408.97    | 1969 Revenues                                     |  | Added and Omitted Taxes                    | 26,744.04         |
| PUBLIC SAFETY                          |              | Prior Years Surplus Appropriated                  |  | Total Taxes Levied - ABSTRACT              | 3,025,992.39      |
| Fire Protection                        | 60,795.32    | REVENUES  |  | TOTAL TAXES BILLED                         | 3,030,533.72      |
| Police Protection                      | 291,280.25   | TOTAL   |  | 1969 TAXES COLLECTED                       | 2,918,775.61      |
| Civil Defense & Disaster Control       | 4,688.85     | 1969 REAL PROPERTY VALUATIONS                     |  | 1969 Taxes Cancelled, Abated or Adjusted   | 15,830.72         |
| Environmental Inspection & Control     | 4,863.79     | Code Class # of Parcels %VAL'N ASSESSED VALUATION |  | Transfer to Tax Title Liens or Foreclosed  | 2,818.56          |
| Other Public Safety                    |              | 1 Vacant Land 149 1.55 1,097,100.00               |  | Balance Outstanding Dec. 31, 1969          | 93,108.83         |
| PUBLIC WORKS                           |              | 2 Residential 2631 67.00 47,319,200.00            |  | PRIOR YEARS TAXES OUTSTANDING              |                   |
| Streets and Drainage                   | 73,633.75    | 3 Farm  |  | Balance January 1, 1969                    | 85,137.26         |
| Sewers and Sewage Processing           | 88,111.56    | 4a Commercial 204 10.86 7,669,100.00              |  | Collected in 1969                          | 67,511.32         |
| Garbage and Trash Disposal             | 59,489.50    | 4b Industrial 27 8.23 5,812,500.00                |  | Cancelled, Abated or Adjusted (1969)       | 6,897.04          |
| Public Buildings and Grounds           | 100,478.30   | 4c Apartments 40 12.36 8,728,700.00               |  | Transfers to Tax Title Liens or Foreclosed | 529.82            |
| Other Public Works                     | 3,156.18     | Total 3051 100.00 70,626,600.00                   |  | Balance December 31, 1969                  | 10,199.08         |
| HEALTH and WELFARE                     |              | CAPITAL DEBT AUTHORIZED, DECEMBER 31, 1969        |  | TAX TITLE LIENS OUTSTANDING                |                   |
| Health Services Except Environmental   | 18,733.16    | ISSUED AND UNISSUED                               |  | Balance January 1, 1969                    | 7,920.26          |
| Welfare-Public Assistance              | 6,912.77     | School  |  | Transfers From Taxes                       | 3,443.18          |
| Hospitals, Clinics, First Aid          |              | Self-liquidating                                  |  | Redeemed in 1969                           | 2,073.77          |
| Animal, Insect, & Rodent Control       | 1,000.00     | Other   |  | Cancelled, Abated or Adjusted (1969)       | 698.79            |
| Other Welfare Services                 |              | Total   |  | Transfers to Foreclosed Property           |                   |
| RECREATION and CONSERVATION            |              | ISSUED AND OUTSTANDING                            |  | Balance December 31, 1969                  | 8,590.88          |
| Beaches and Boardwalks                 |              | School  |  | PROPERTY ACQUIRED BY DEED OR               |                   |
| Parks, Playgrounds, Shade Trees        | 47,705.23    | Self-Liquidating                                  |  | FORECLOSURE                                |                   |
| Land Reclamation & Conservation        |              | Other   |  | Balance January 1, 1969                    | 58,340.00         |
| Other Recreational Services            | 4,641.65     | Total   |  | Transfers From Taxes or Liens              |                   |
| EDUCATION (excluding schools)          |              | EQUALIZED VALUATION BASIS                         |  | Sale for Cash (1969)                       |                   |
| Libraries                              | 39,654.99    | FOR NET DEBT COMPUTATION                          |  | Cancelled, Abated or Adjusted (1969)       |                   |
| Other Educational Services             |              | 1969 CAPITAL OUTLAY                               |  | Balance December 31, 1969                  | 58,340.00         |
| STATUTORY EXPENDITURES                 |              | TOTAL   |  | CURRENT FINANCES DECEMBER 31, 1969         |                   |
| Pensions & F.I.C.A.                    | 101,336.62   | Beaches and Boardwalks                            |  | ASSETS                                     |                   |
| Employee Fringe Benefits               | 24,000.00    | Parks and Playgrounds                             |  | Cash Dec. 31, 1969                         | 831,688.41        |
| Other Statutory Expenditures           |              | Public Buildings and Grounds                      |  | Taxes Receivable                           | 103,307.91        |
| MUNICIPAL FUNCTIONS                    |              | Vehicular Equipment                               |  | Tax Title Liens                            | 8,590.88          |
| CAPITAL IMPROVEMENTS                   |              | Streets, Roads, Sidewalks, Storm Sewers           |  | Foreclosed Property                        | 58,340.00         |
| DEBT SERVICE                           |              | Sewer System                                      |  | Emergencies & Other Deferred Charges       | 15,000.00         |
| Principal Payments                     | 45,000.00    | Water Service                                     |  | State Aid Receivable                       | 16,979.87         |
| Interest Payments                      | 12,792.00    | Other Utilities                                   |  | Other Receivables                          | 1,110.94          |
| DEFERRED CHARGES                       |              | Hospitals and Clinics                             |  | Total                                      | 1,035,018.01      |
| SCHOOL, COUNTY, SPECIAL DISTRICT TAXES | 21,000.00    | Garbage and Trash Disposal Facilities             |  | LIABILITIES                                |                   |
| RESERVE FOR UNCOLLECTED TAXES          | 2,347,666.21 | Health Equipment                                  |  | Cash Liabilities                           | 156,775.90        |
|  | 206,270.53   | Library and Education Facilities                  |  | Reserves for Receivables                   | 171,349.73        |
|  |              | Conservation and Recreation                       |  | Surplus Dec. 31, 1969                      | 706,892.38        |
| EXPENDITURES                           |              | Other Expenditures                                |  | Total                                      | 1,035,018.01      |
| TOTAL                                  | 3,811,860.07 | TOTAL   |  |  |                   |

0251  
Population 1960 25,391  
Population 1969 27,440  
S & P Rating AA  
Moody Rating AA  
Land Area 5.90 Sq. Miles

RIDGEWOOD TWP - BERGEN COUNTY  
Net Valuation Taxable 238,818,734  
State Equalized Value 299,759,927  
Net Valuation on Which County Taxes are apportioned: 287,892,768  
State Equalization Ratio .7967  
General Tax Rate Per \$100. 4.50  
State Equalized General Tax Rate: 3.58

PER CAPITA:  
Gross Debt 503.85  
Net Debt 140.36  
Debt Service 10.34  
Total Tax Levy 387.42  
Municipal Expenditures 136.10  
PER CENT:  
Gross Debt 5.00  
Net Debt 1.39  
Tax Levy Collected 97.53  
Tax Levy Cancelled, Abated or Adjusted .06

| 1969 EXPENDITURES                      |               | 1969 REVENUES                              |                    | 1969 PROPERTY TAX                          |               |
|--|---------------|--|--------------------|--|---------------|
| GENERAL GOVERNMENT                     |               | 1969 — Property Taxes Collected            |                    | STATE EQUALIZED TAX RATE                   |               |
| Governing Body & Public Boards         |               | 1969 Payments in Lieu of Taxes             | 10,394,411.00      | Local District School Taxes                | 2.42          |
| Municipal Clerk                        |               | Delinquent Tax & Lien Collections          | 215,881.69         | Regional & Consolidated School Tax         |               |
| Financial Administration               | 131,149.00    | Business Personalty Replacement Taxes      | 147,639.00         | School Taxes in Municipal Budget           |               |
| Assessment of Taxes                    | 94,140.00     | Taxes from Public Utilities                | 384,782.81         | County Taxes                               | .40           |
| Collection of Taxes                    | 26,748.00     | Other Miscellaneous Tax Revenues           |                    | County Library Taxes                       |               |
| Planning, Housing & Development        | 18,730.00     | State Aid Revenues                         | 115,496.27         | Local Municipal Purpose Taxes              | .71           |
| Human Resources                        | 3,000.00      | Federal Aid Revenues                       |                    | Veteran & Senior Citizen Taxes             | .05           |
| Elections                              | 7,580.00      | Sale of Acquired Property                  |                    | Total Taxes for Rate Computation           | 3.58          |
| General Administration (other)         | 56,751.00     | Other Miscellaneous Revenues               | 358,797.42         | Special District Taxes                     |               |
| JUDICIARY                              |               | 1969 Revenues                              | 11,617,008.19      | Bank Stock Taxes                           | 21,594.49     |
| Municipal Courts                       | 23,815.00     | Prior Years Surplus Appropriated           | 313,136.07         | Added and Omitted Taxes                    | 45,324.04     |
| PUBLIC SAFETY                          |               | REVENUES                                   | 11,930,144.26      | Total Taxes Levied - ABSTRACT              | 10,630,845.74 |
| Fire Protection                        | 455,504.00    |  |                    | TOTAL TAXES BILLED                         | 10,657,461.56 |
| Police Protection                      | 529,193.00    |  |                    | 1969 TAXES COLLECTED                       | 10,394,411.00 |
| Civil Defense & Disaster Control       | 7,475.00      | 1969 REAL PROPERTY VALUATIONS              |                    | 1969 Taxes Cancelled, Abated or Adjusted   | 6,143.13      |
| Environmental Inspection & Control     | 135,023.00    | Code Class # of Parcels %VAL'N             | ASSESSED VALUATION | Transfer to Tax Title Liens or Foreclosed  | 4,937.50      |
| Other Public Safety                    | 1,200.00      | 1 Vacant Land 424 1.14                     | 2,668,200.00       | Balance Outstanding Dec. 31, 1969          | 251,969.93    |
| PUBLIC WORKS                           |               | 2 Residential 7024 85.25                   | 199,781,100.00     |  |               |
| Streets and Drainage                   | 510,361.34    | 3 Farm                                     |                    | PRIOR YEARS TAXES OUTSTANDING              |               |
| Sewers and Sewage Processing           | 53,164.00     | 4a Commercial 278 10.40                    | 24,381,500.00      | Balance January 1, 1969                    | 219,291.84    |
| Garbage and Trash Disposal             |               | 4b Industrial                              |                    | Collected in 1969                          | 215,881.69    |
| Public Buildings and Grounds           | 98,570.00     | 4c Apartments 23 3.21                      | 7,511,280.00       | Cancelled, Abated or Adjusted (1969)       | 140.05        |
| Other Public Works                     | 1,475.00      | Total 7749 100.00                          | 234,342,080.00     | Transfers to Tax Title Liens or Foreclosed | 3,174.51      |
| HEALTH and WELFARE                     |               |  |                    | Balance December 31, 1969                  | 95.59         |
| Health Services Except Environmental   | 49,773.00     | CAPITAL DEBT AUTHORIZED, DECEMBER 31, 1969 |                    | TAX TITLE LIENS OUTSTANDING                |               |
| Welfare-Public Assistance              | 6,773.00      | ISSUED AND UNISSUED                        |                    | Balance January 1, 1969                    | 4,930.13      |
| Hospitals, Clinics, First Aid          |               | School                                     | 7,736,000          | Transfers From Taxes                       | 8,396.56      |
| Animal, Insect, & Rodent Control       |               | Self-liquidating                           | 2,320,411          | Redeemed in 1969                           |               |
| Other Welfare Services                 |               | Other                                      | 3,769,136          | Cancelled, Abated or Adjusted (1969)       |               |
| RECREATION and CONSERVATION            |               | Total                                      | 13,825,547         | Transfers to Foreclosed Property           |               |
| Beaches and Boardwalks                 |               | ISSUED AND OUTSTANDING                     |                    | Balance December 31, 1969                  | 13,326.69     |
| Parks, Playgrounds, Shade Trees        | 262,964.00    | School                                     | 7,736,000.00       | PROPERTY ACQUIRED BY DEED OR               |               |
| Land Reclamation & Conservation        |               | Self-liquidating                           | 1,347,411.20       | FORECLOSURE                                |               |
| Other Recreational Services            | 20,750.00     | Other                                      | 3,461,588.80       | Balance January 1, 1969                    | 8,500.00      |
| EDUCATION (excluding schools)          |               | Total                                      | 12,545,000.00      | Transfers From Taxes or Liens              |               |
| Libraries                              | 214,249.00    | EQUALIZED VALUATION BASIS                  |                    | Sale for Cash (1969)                       |               |
| Other Educational Services             |               | FOR NET DEBT COMPUTATION                   | 276,494,630.00     | Cancelled, Abated or Adjusted (1969)       |               |
| STATUTORY EXPENDITURES                 |               | 1969 CAPITAL OUTLAY                        | 530,517.35         | Balance December 31, 1969                  | 8,500.00      |
| Pensions & F.I.C.A.                    | 213,057.00    | Beaches and Boardwalks                     |                    | CURRENT FINANCES DECEMBER 31, 1969         |               |
| Employee Fringe Benefits               | 59,510.00     | Parks and Playgrounds                      | 16,049.27          | ASSETS                                     |               |
| Other Statutory Expenditures           |               | Public Buildings and Grounds               | 37,108.52          | Cash Dec. 31, 1969                         | 3,113,298.23  |
| MUNICIPAL FUNCTIONS                    |               | Vehicular Equipment                        |                    | Taxes Receivable                           | 252,065.52    |
| CAPITAL IMPROVEMENTS                   | 91,707.48     | Streets, Roads, Sidewalks, Storm Sewers    | 244,381.38         | Tax Title Liens                            | 13,326.69     |
| DEBT SERVICE                           |               | Sewer System                               | 13,034.22          | Foreclosed Property                        | 8,500.00      |
| Principal Payments                     | 191,117.60    | Water Service                              | 219,786.71         | Emergencies & Other Deferred Charges       | 135,708.48    |
| Interest Payments                      | 92,600.40     | Other Utilities                            |                    | State Aid Receivable                       | 104,505.55    |
| DEFERRED CHARGES                       | 61,304.87     | Hospitals and Clinics                      |                    | Other Receivables                          | 9,965.20      |
| SCHOOL, COUNTY, SPECIAL DISTRICT TAXES | 8,431,257.09  | Garbage and Trash Disposal Facilities      |                    | Total                                      | 3,637,369.67  |
| RESERVE FOR UNCOLLECTED TAXES          | 316,981.70    | Health Equipment                           |                    | LIABILITIES                                |               |
|  |               | Library and Education Facilities           |                    | Cash Liabilities                           | 2,892,669.47  |
|  |               | Conservation and Recreation                |                    | Reserves for Receivables                   | 283,857.41    |
| EXPENDITURES                           |               | Other Expenditures                         | 157.25             | Surplus Dec. 31, 1969                      | 460,842.79    |
| TOTAL                                  | 12,165,923.48 |  |                    | Total                                      | 3,637,369.67  |

1611  
Population 1960 4,182  
Population 1969 7,520  
Moody Rating  
Land Area 27.30 Sq Miles

# RINGWOOD BORO

Net Valuation Taxable 65,687,861  
State Equalized Value 81,691,159  
Net Valuation on Which County Taxes  
are apportioned: 86,185,891  
State Equalization Ratio .8041

# - PASSAIC COUNTY

General Tax Rate Per \$100. 4.09  
State Equalized  
General Tax Rate: 3.28

# PER CAPITA:

Gross Debt 537.58  
Net Debt 94.83  
Debt Service 4.30  
Total Tax Levy 358.73  
Municipal Expenditures 127.17

# PER CENT:

Gross Debt 4.93  
Net Debt .87  
Tax Levy Collected 97.52  
Tax Levy Cancelled, Abated  
or Adjusted .15

| 1969 EXPENDITURES  |  | 1969 REVENUES                                  |  | 1969 PROPERTY TAX                          |              |
|--|--|--|--|--|--------------|
| <b>GENERAL GOVERNMENT</b>                                  |  | 1969 — Property Taxes Collected 2,630,680.64   |  | <b>STATE EQUALIZED TAX RATE</b>            |              |
| Governing Body & Public Boards                             |  | 1969 Payments in Lieu of Taxes                 |  | Local District School Taxes 1.48           | 1,205,777.00 |
| Municipal Clerk  |  | Delinquent Tax & Lien Collections 86,899.25    |  | Regional & Consolidated School Tax .60     | 493,694.55   |
| Financial Administration 37,450.00                         |  | Business Personalty Replacement Taxes 4,015.00 |  | School Taxes in Municipal Budget           |              |
| Assessment of Taxes 15,700.00                              |  | Taxes from Public Utilities 102,477.93         |  | County Taxes .62                           | 507,176.48   |
| Collection of Taxes 22,350.00                              |  | Other Miscellaneous Tax Revenues               |  | County Library Taxes                       |              |
| Planning, Housing & Development 17,275.00                  |  | State Aid Revenues 39,077.78                   |  | Local Municipal Purpose Taxes .53          | 432,690.90   |
| Human Resources  |  | Federal Aid Revenues                           |  | Veteran & Senior Citizen Taxes .06         | 46,410.00    |
| Elections 2,550.00   |  | Sale of Acquired Property                      |  | Total Taxes for Rate Computation 3.29      | 2,685,748.93 |
| General Administration (other) 82,950.00                   |  | Other Miscellaneous Revenues                   |  | Special District Taxes                     |              |
| <b>JUDICIARY</b>   |  | 1969 Revenues Total 83,520.62                  |  | Bank Stock Taxes                           | 882.49       |
| Municipal Courts 4,775.00                                  |  | Prior Years Surplus Appropriated 250,000.00    |  | Added and Omitted Taxes                    | 57,415.42    |
| <b>PUBLIC SAFETY</b>                                       |  | <b>REVENUES TOTAL 3,196,671.22</b>             |  | Total Taxes Levied - ABSTRACT              | 2,697,636.84 |
| Fire Protection 13,450.00                                  |  |  |  | <b>TOTAL TAXES BILLED</b>                  | 2,697,636.84 |
| Police Protection 138,625.00                               |  |  |  | 1969 TAXES COLLECTED                       | 2,630,680.64 |
| Civil Defense & Disaster Control 2,550.00                  |  |  |  | 1969 Taxes Cancelled, Abated or Adjusted   | 3,956.15     |
| Environmental Inspection & Control 21,250.00               |  |  |  | Transfer to Tax Title Liens or Foreclosed  | 6,601.26     |
| Other Public Safety  |  |  |  | Balance Outstanding Dec. 31, 1969          | 56,398.79    |
| <b>PUBLIC WORKS</b>  |  |  |  | <b>PRIOR YEARS TAXES OUTSTANDING</b>       |              |
| Streets and Drainage 205,050.00                            |  |  |  | Balance January 1, 1969                    | 86,221.02    |
| Sewers and Sewage Processing                               |  |  |  | Collected in 1969                          | 83,401.69    |
| Garbage and Trash Disposal 47,000.00                       |  |  |  | Cancelled, Abated or Adjusted (1969)       | 1,102.15     |
| Public Buildings and Grounds 14,700.00                     |  |  |  | Transfers to Tax Title Liens or Foreclosed | 1,388.34     |
| Other Public Works   |  |  |  | Balance December 31, 1969                  | 328.84       |
| <b>HEALTH and WELFARE</b>                                  |  |  |  | <b>TAX TITLE LIENS OUTSTANDING</b>         |              |
| Health Services Except Environmental 14,600.00             |  |  |  | Balance January 1, 1969                    | 17,084.54    |
| Welfare-Public Assistance 4,900.00                         |  |  |  | Transfers From Taxes                       | 8,224.40     |
| Hospitals, Clinics, First Aid                              |  |  |  | Redeemed in 1969                           | 3,497.56     |
| Animal, Insect, & Rodent Control                           |  |  |  | Cancelled, Abated or Adjusted (1969)       |              |
| Other Welfare Services                                     |  |  |  | Transfers to Foreclosed Property           |              |
| <b>RECREATION and CONSERVATION</b>                         |  |  |  | Balance December 31, 1969                  | 21,811.38    |
| Beaches and Boardwalks                                     |  |  |  | <b>PROPERTY ACQUIRED BY DEED OR</b>        |              |
| Parks, Playgrounds, Shade Trees 13,475.00                  |  |  |  | <b>FORECLOSURE</b>                         |              |
| Land Reclamation & Conservation                            |  |  |  | Balance January 1, 1969                    |              |
| Other Recreational Services 250.00                         |  |  |  | Transfers From Taxes or Liens              |              |
| <b>EDUCATION (excluding schools)</b>                       |  |  |  | Sale for Cash (1969)                       |              |
| Libraries 3,800.00   |  |  |  | Cancelled, Abated or Adjusted (1969)       |              |
| Other Educational Services                                 |  |  |  | Balance December 31, 1969                  |              |
| <b>STATUTORY EXPENDITURES</b>                              |  |  |  | <b>CURRENT FINANCES DECEMBER 31, 1969</b>  |              |
| Pensions & F.I.C.A. 49,150.00                              |  |  |  | <b>ASSETS</b>                              |              |
| Employee Fringe Benefits 14,200.00                         |  |  |  | Cash Dec. 31, 1969                         | 486,501.14   |
| Other Statutory Expenditures                               |  |  |  | Taxes Receivable                           | 56,727.63    |
| <b>MUNICIPAL FUNCTIONS TOTAL 726,050.00</b>                |  |  |  | Tax Title Liens                            | 21,811.38    |
| <b>CAPITAL IMPROVEMENTS 15,000.00</b>                      |  |  |  | Foreclosed Property                        |              |
| <b>DEBT SERVICE</b>  |  |  |  | Emergencies & Other Deferred Charges       | 98,715.00    |
| Principal Payments 26,000.00                               |  |  |  | State Aid Receivable                       | 33,227.00    |
| Interest Payments 6,370.00                                 |  |  |  | Other Receivables                          | 198.62       |
|  |  |  |  | Total                                      | 697,180.77   |
| <b>DEFERRED CHARGES 27,608.28</b>                          |  |  |  | <b>LIABILITIES</b>                         |              |
| <b>SCHOOL, COUNTY, SPECIAL DISTRICT TAXES 2,206,648.03</b> |  |  |  | Cash Liabilities                           | 193,087.99   |
| <b>RESERVE FOR UNCOLLECTED TAXES 155,287.89</b>            |  |  |  | Reserves for Receivables                   | 78,737.63    |
|  |  |  |  | Surplus Dec. 31, 1969                      | 425,355.15   |
| <b>EXPENDITURES TOTAL 3,162,964.20</b>                     |  |  |  | Total                                      | 697,180.77   |

|   |            |          |  |                             |      |
|---|------------|----------|--|-----------------------------|------|
| RIVERDALE BORO  |            | - MORRIS |  | COUNTY                      |      |
| Net Valuation Taxable                                   | 11,232,333 |          |  |                             |      |
| State Equalized Value                                   | 28,971,712 |          |  | General Tax Rate Per \$100. | 6.69 |
| Net Valuation on Which County Taxes<br>are apportioned: | 27,646,333 |          |  | State Equalized             |      |
| State Equalization Ratio                                | .3877      |          |  | General Tax Rate:           | 2.59 |

|   |       |
|---|-------|
| PER CENT:                                 |       |
| Gross Debt                                | 3.38  |
| Net Debt                                  | 2.03  |
| Tax Levy Collected                        | 98.15 |
| Tax Levy Cancelled, Abated<br>or Adjusted | .07   |

- 543 -

|                          |  |                                  |        |                              |   |
|--------------------------|--|----------------------------------|--------|------------------------------|---|
| 0252                     | RIVER EDGE BCRO  | - BERGEN                         | COUNTY | PER CAPITA:                  | PER CENT:                                   |
| Population 1960 13,264   | Net Valuation Taxable 84,371,075                                 |                                  |        | Gross Debt 160.17            | Gross Debt 2.17                             |
| Population 1969 14,080   | State Equalized Value 112,374,900                                | General Tax Rate Per \$100. 4.14 |        | Net Debt 20.24               | Net Debt .27                                |
|                          | Net Valuation on Which County Taxes are apportioned: 107,294,261 | State Equalized                  |        | Debt Service 2.17            | Tax Levy Collected 98.35                    |
| Moody Rating             | State Equalization Ratio .7508                                   | General Tax Rate: 3.10           |        | Total Tax Levy 243.08        | Tax Levy Cancelled, Abated or Adjusted 1.10 |
| Land Area 1.90 Sq. Miles |  |                                  |        | Municipal Expenditures 90.40 |   |

| 1969 EXPENDITURES                                   |  | 1969 REVENUES                                   |  | 1969 PROPERTY TAX                          |              |
|---|--|---|--|--|--------------|
| GENERAL GOVERNMENT                                  |  | 1969 — Property Taxes Collected 3,371,038.53    |  | STATE EQUALIZED TAX RATE .72               |              |
| Governing Body & Public Boards                      |  | 1969 Payments in Lieu of Taxes 30,681.87        |  | Local District School Taxes 1.29           | 810,606.25   |
| Municipal Clerk                                     |  | Delinquent Tax & Lien Collections 20,910.37     |  | Regional & Consolidated School Tax .39     | 1,453,947.99 |
| Financial Administration 27,000.00                  |  | Business Personalty Replacement Taxes 43,896.00 |  | School Taxes in Municipal Budget           |              |
| Assessment of Taxes 16,250.00                       |  | Taxes from Public Utilities 192,845.62          |  | County Library Taxes                       | 441,286.33   |
| Collection of Taxes 17,000.00                       |  | Other Miscellaneous Tax Revenues 59,098.18      |  | Local Municipal Purpose Taxes .62          | 698,194.21   |
| Planning, Housing & Development 1,500.00            |  | State Aid Revenues                              |  | Veteran & Senior Citizen Taxes .07         | 83,660.00    |
| Human Resources 3,867.00                            |  | Federal Aid Revenues                            |  | Total Taxes for Rate Computation 3.09      | 3,487,694.78 |
| Elections   |  | Sale of Acquired Property 1,000.00              |  | Special District Taxes                     |              |
| General Administration (other) 67,800.00            |  | Other Miscellaneous Revenues 79,738.55          |  | Bank Stock Taxes                           | 3,287.99     |
| JUDICIARY   |  | 1969 Revenues Total 3,799,209.12                |  | Added and Omitted Taxes                    | 15,235.04    |
| Municipal Courts 6,700.00                           |  | Prior Years Surplus Appropriated 200,000.00     |  | Total Taxes Levied - ABSTRACT              | 3,422,557.81 |
| PUBLIC SAFETY                                       |  | REVENUES TOTAL 3,999,209.12                     |  | TOTAL TAXES BILLED                         | 3,427,735.43 |
| Fire Protection 50,900.00                           |  |   |  | 1969 TAXES COLLECTED                       | 3,371,038.53 |
| Police Protection 270,203.00                        |  |   |  | 1969 Taxes Cancelled, Abated or Adjusted   | 37,771.59    |
| Civil Defense & Disaster Control 2,000.00           |  |   |  | Transfer to Tax Title Liens or Foreclosed  | 10.35        |
| Environmental Inspection & Control                  |  |   |  | Balance Outstanding Dec. 31, 1969          | 18,914.96    |
| Other Public Safety                                 |  |   |  | PRIOR YEARS TAXES OUTSTANDING              |              |
| PUBLIC WORKS  |  |   |  | Balance January 1, 1969                    | 21,313.28    |
| Streets and Drainage 188,050.00                     |  |   |  | Collected in 1969                          | 20,910.37    |
| Sewers and Sewage Processing 90,865.68              |  |   |  | Cancelled, Abated or Adjusted (1969)       | 393.71       |
| Garbage and Trash Disposal 106,293.00               |  |   |  | Transfers to Tax Title Liens or Foreclosed | 9.20         |
| Public Buildings and Grounds 34,150.00              |  |   |  | Balance December 31, 1969                  |              |
| Other Public Works                                  |  |   |  | TAX TITLE LIENS OUTSTANDING                |              |
| HEALTH and WELFARE                                  |  |   |  | Balance January 1, 1969                    |              |
| Health Services Except Environmental 27,643.00      |  |   |  | Transfers From Taxes                       | 149.42       |
| Welfare-Public Assistance 4,750.00                  |  |   |  | Redeemed in 1969                           |              |
| Hospitals, Clinics, First Aid                       |  |   |  | Cancelled, Abated or Adjusted (1969)       |              |
| Animal, Insect, & Rodent Control                    |  |   |  | Transfers to Foreclosed Property           |              |
| Other Welfare Services 1,200.00                     |  |   |  | Balance December 31, 1969                  | 149.42       |
| RECREATION and CONSERVATION                         |  |   |  | PROPERTY ACQUIRED BY DEED OR               |              |
| Beaches and Boardwalks                              |  |   |  | FORECLOSURE                                |              |
| Parks, Playgrounds, Shade Trees                     |  |   |  | Balance January 1, 1969                    | 19,075.00    |
| Land Reclamation & Conservation                     |  |   |  | Transfers From Taxes or Liens              |              |
| Other Recreational Services 21,050.00               |  |   |  | Sale for Cash (1969)                       | 1,000.00     |
| EDUCATION (excluding schools)                       |  |   |  | Cancelled, Abated or Adjusted (1969)       | 1,250.00     |
| Libraries 66,875.00                                 |  |   |  | Balance December 31, 1969                  | 16,825.00    |
| Other Educational Services                          |  |   |  | CURRENT FINANCES DECEMBER 31, 1969         |              |
| STATUTORY EXPENDITURES                              |  |   |  | ASSETS                                     |              |
| Pensions & F.I.C.A. 54,353.70                       |  |   |  | Cash Dec. 31, 1969                         | 1,154,130.31 |
| Employee Fringe Benefits 8,800.00                   |  |   |  | Taxes Receivable                           | 18,914.96    |
| Other Statutory Expenditures                        |  |   |  | Tax Title Liens                            | 149.42       |
| MUNICIPAL FUNCTIONS TOTAL 1,085,950.38              |  |   |  | Foreclosed Property                        | 16,825.00    |
| CAPITAL IMPROVEMENTS 72,500.00                      |  |   |  | Emergencies & Other Deferred Charges       |              |
| DEBT SERVICE  |  |   |  | State Aid Receivable                       | 16,027.54    |
| Principal Payments 22,000.00                        |  |   |  | Other Receivables                          | 75.00        |
| Interest Payments 8,520.00                          |  |   |  | Total                                      | 1,206,122.23 |
| DEFERRED CHARGES                                    |  |   |  | LIABILITIES                                |              |
| SCHOOL, COUNTY, SPECIAL DISTRICT TAXES 2,705,840.57 |  |   |  | Cash Liabilities                           | 220,611.02   |
| RESERVE FOR UNCOLLECTED TAXES 83,873.00             |  |   |  | Reserves for Receivables                   | 35,964.38    |
| EXPENDITURES TOTAL 3,978,683.95                     |  |   |  | Surplus Dec. 31, 1969                      | 949,546.83   |
|   |  |   |  | Total                                      | 1,206,122.23 |

0330  
Population 1960 8,474  
Population 1969 9,670  
Moody Rating  
Land Area 1.54 Sq. Miles

RIVERSIDE TWP - BURLINGTON COUNTY  
Net Valuation Taxable 33,139,157  
State Equalized Value 38,822,817  
Net Valuation on Which County Taxes  
are apportioned: 42,571,818  
State Equalization Ratio .8536  
General Tax Rate Per \$100. 3.87  
State Equalized  
General Tax Rate: 3.30

PER CAPITA:  
Gross Debt 66.35  
Net Debt 4.82  
Debt Service  
Total Tax Levy 128.48  
Municipal Expenditures 61.04

PER CENT:  
Gross Debt 1.78  
Net Debt .13  
Tax Levy Collected 93.31  
Tax Levy Cancelled, Abated  
or Adjusted

| 1969 EXPENDITURES                      |              | 1969 REVENUES                   |  | 1969 PROPERTY TAX                          |  |
|--|--------------|---------------------------------|--|--|--|
| GENERAL GOVERNMENT                     |              | 1969 — Property Taxes Collected |  | STATE EQUALIZED TAX RATE                   |  |
| Governing Body & Public Boards         |              | 1,163,243.04                    |  | Local District School Taxes 2.15           |  |
| Municipal Clerk                        |              |                                 |  | Regional & Consolidated School Tax         |  |
| Financial Administration               | 21,638.00    | 62,335.74                       |  | School Taxes in Municipal Budget           |  |
| Assessment of Taxes                    | 5,275.00     | 149,425.00                      |  | County Taxes .63                           |  |
| Collection of Taxes                    | 9,700.00     | 118,941.62                      |  | County Library Taxes .03                   |  |
| Planning, Housing & Development        | 1,160.00     | 38,335.63                       |  | Local Municipal Purpose Taxes .33          |  |
| Human Resources                        |              |                                 |  | Veteran & Senior Citizen Taxes .15         |  |
| Elections                              |              |                                 |  | Total Taxes for Rate Computation 3.29      |  |
| General Administration (other)         | 34,100.00    | 52,371.79                       |  | Special District Taxes                     |  |
| JUDICIARY                              |              | 1,584,652.82                    |  | Bank Stock Taxes                           |  |
| Municipal Courts                       | 3,460.00     | 86,000.00                       |  | Added and Omitted Taxes                    |  |
| PUBLIC SAFETY                          |              | 1,670,652.82                    |  | Total Taxes Levied - ABSTRACT              |  |
| Fire Protection                        | 32,377.79    | REVENUES TOTAL                  |  | TOTAL TAXES BILLED                         |  |
| Police Protection                      | 98,706.00    |                                 |  | 1969 TAXES COLLECTED                       |  |
| Civil Defense & Disaster Control       | 1,200.00     |                                 |  | 1969 Taxes Cancelled, Abated or Adjusted   |  |
| Environmental Inspection & Control     | 1,950.00     |                                 |  | Transfer to Tax Title Liens or Foreclosed  |  |
| Other Public Safety                    |              |                                 |  | Balance Outstanding Dec. 31, 1969          |  |
| PUBLIC WORKS                           |              |                                 |  | 83,391.62                                  |  |
| Streets and Drainage                   | 69,783.00    |                                 |  | PRIOR YEARS TAXES OUTSTANDING              |  |
| Sewers and Sewage Processing           |              |                                 |  | Balance January 1, 1969                    |  |
| Garbage and Trash Disposal             | 57,704.00    |                                 |  | Collected in 1969                          |  |
| Public Buildings and Grounds           | 11,000.00    |                                 |  | Cancelled, Abated or Adjusted (1969)       |  |
| Other Public Works                     |              |                                 |  | 436.03                                     |  |
| HEALTH and WELFARE                     |              |                                 |  | Transfers to Tax Title Liens or Foreclosed |  |
| Health Services Except Environmental   | 7,739.00     |                                 |  | Balance December 31, 1969                  |  |
| Welfare-Public Assistance              | 4,910.00     |                                 |  | 5,086.88                                   |  |
| Hospitals, Clinics, First Aid          |              |                                 |  | TAX TITLE LIENS OUTSTANDING                |  |
| Animal, Insect, & Rodent Control       |              |                                 |  | Balance January 1, 1969                    |  |
| Other Welfare Services                 |              |                                 |  | 1,305.35                                   |  |
| RECREATION and CONSERVATION            |              |                                 |  | Transfers From Taxes                       |  |
| Beaches and Boardwalks                 |              |                                 |  | Redeemed in 1969                           |  |
| Parks, Playgrounds, Shade Trees        | 19,425.00    |                                 |  | 752.59                                     |  |
| Land Reclamation & Conservation        |              |                                 |  | Cancelled, Abated or Adjusted (1969)       |  |
| Other Recreational Services            | 4,690.00     |                                 |  | Transfers to Foreclosed Property           |  |
| EDUCATION (excluding schools)          |              |                                 |  | Balance December 31, 1969                  |  |
| Libraries                              | 13,200.00    |                                 |  | 552.76                                     |  |
| Other Educational Services             |              |                                 |  | PROPERTY ACQUIRED BY DEED OR               |  |
| STATUTORY EXPENDITURES                 |              |                                 |  | FORECLOSURE                                |  |
| Pensions & F.I.C.A.                    | 23,422.21    |                                 |  | Balance January 1, 1969                    |  |
| Employee Fringe Benefits               | 6,200.00     |                                 |  | 1,740.00                                   |  |
| Other Statutory Expenditures           |              |                                 |  | Transfers From Taxes or Liens              |  |
| MUNICIPAL FUNCTIONS                    |              |                                 |  | Sale for Cash (1969)                       |  |
| CAPITAL IMPROVEMENTS                   | 40,800.00    |                                 |  | Cancelled, Abated or Adjusted (1969)       |  |
| DEBT SERVICE                           |              |                                 |  | Balance December 31, 1969                  |  |
| Principal Payments                     |              |                                 |  | 1,740.00                                   |  |
| Interest Payments                      |              |                                 |  | CURRENT FINANCES DECEMBER 31, 1969         |  |
| DEFERRED CHARGES                       |              |                                 |  | ASSETS                                     |  |
| SCHOOL, COUNTY, SPECIAL DISTRICT TAXES | 26,017.53    |                                 |  | Cash Dec. 31, 1969                         |  |
| RESERVE FOR UNCOLLECTED TAXES          | 1,091,997.69 |                                 |  | 860,154.82                                 |  |
| EXPENDITURES TOTAL                     | 1,682,257.69 |                                 |  | Taxes Receivable                           |  |
|  |              |                                 |  | 88,478.50                                  |  |
|  |              |                                 |  | Tax Title Liens                            |  |
|  |              |                                 |  | 552.76                                     |  |
|  |              |                                 |  | Foreclosed Property                        |  |
|  |              |                                 |  | 1,740.00                                   |  |
|  |              |                                 |  | Emergencies & Other Deferred Charges       |  |
|  |              |                                 |  | 6,505.00                                   |  |
|  |              |                                 |  | State Aid Receivable                       |  |
|  |              |                                 |  | 73.49                                      |  |
|  |              |                                 |  | Other Receivables                          |  |
|  |              |                                 |  | 12,184.45                                  |  |
|  |              |                                 |  | Total                                      |  |
|  |              |                                 |  | 709,689.02                                 |  |
|  |              |                                 |  | LIABILITIES                                |  |
|  |              |                                 |  | Cash Liabilities                           |  |
|  |              |                                 |  | 420,268.94                                 |  |
|  |              |                                 |  | Reserves for Receivables                   |  |
|  |              |                                 |  | 102,955.71                                 |  |
|  |              |                                 |  | Surplus Dec. 31, 1969                      |  |
|  |              |                                 |  | 186,464.37                                 |  |
|  |              |                                 |  | Total                                      |  |
|  |              |                                 |  | 709,689.02                                 |  |

|                 |                |                                     |            |                             |      |                        |        |                            |       |           |  |
|-----------------|----------------|-------------------------------------|------------|-----------------------------|------|------------------------|--------|----------------------------|-------|-----------|--|
| 0253            |                | RIVER VALE TWP                      |            | - BERGEN                    |      | COUNTY                 |        | PER CAPITA:                |       | PER CENT: |  |
| Population 1960 | 5,616          | Net Valuation Taxable               | 63,408,585 |                             |      | Gross Debt             | 301.85 | Gross Debt                 | 3.39  |           |  |
| Population 1969 | 8,330          | State Equalized Value               | 79,399,680 | General Tax Rate Per \$100. | 4.62 | Net Debt               | 1.92   | Net Debt                   | .02   |           |  |
|                 |                | Net Valuation on Which County Taxes |            |                             |      | Debt Service           |        | Tax Levy Collected         | 98.00 |           |  |
| Moody Rating    |                | are apportioned:                    | 76,942,283 | State Equalized             |      | Total Tax Levy         | 347.60 | Tax Levy Cancelled, Abated |       |           |  |
| Land Area       | 4.40 Sq. Miles | State Equalization Ratio            | .7986      | General Tax Rate:           | 3.68 | Municipal Expenditures | 84.38  | or Adjusted                | .15   |           |  |

| 1969 EXPENDITURES                      |              | 1969 REVENUES                              |             |              |               | 1969 PROPERTY TAX                        |  |                                      |            |
|--|--------------|--|-------------|--------------|---------------|--|--|--------------------------------------|------------|
| GENERAL GOVERNMENT                     |              | 1969 — Property Taxes Collected            |             |              |               | STATE EQUALIZED TAX RATE                 |  |                                      |            |
| Governing Body & Public Boards         |              | 2,840,012.93                               |             |              |               | Local District School Taxes              | 1.77                                       |                                      |            |
| Municipal Clerk                        |              | 20,671.30                                  |             |              |               | Regional & Consolidated School Tax       | 1.04                                       |                                      |            |
| Financial Administration               | 15,830.00    | 38,101.15                                  |             |              |               | School Taxes in Municipal Budget         |  |                                      |            |
| Assessment of Taxes                    | 8,365.00     | 20,358.00                                  |             |              |               | County Taxes                             | .40  |                                      |            |
| Collection of Taxes                    | 13,850.00    | 137,519.46                                 |             |              |               | County Library Taxes                     |  |                                      |            |
| Planning, Housing & Development        | 4,925.00     | Other Miscellaneous Tax Revenues           |             |              |               | Local Municipal Purpose Taxes            | .41  |                                      |            |
| Human Resources                        |              | State Aid Revenues                         |             |              |               | Veteran & Senior Citizen Taxes           | .07  |                                      |            |
| Elections                              | 1,360.00     | Federal Aid Revenues                       |             |              |               | Total Taxes for Rate Computation         | 3.69                                       |                                      |            |
| General Administration (other)         | 35,212.00    | Sale of Acquired Property                  |             |              |               | Special District Taxes                   |  |                                      |            |
| JUDICIARY                              |              | Other Miscellaneous Revenues               |             |              |               | Bank Stock Taxes                         | 1,173.70                                   |                                      |            |
| Municipal Courts                       | 4,300.00     | 1969 Revenues                              |             |              |               | Added and Omitted Taxes                  | 20,581.36                                  |                                      |            |
| PUBLIC SAFETY                          |              | Prior Years Surplus Appropriated           |             |              |               | Total Taxes Levied - ABSTRACT            | 2,895,496.41                               |                                      |            |
| Fire Protection                        | 49,777.00    | REVENUES                                   |             |              |               | TOTAL TAXES BILLED                       | 2,897,958.07                               |                                      |            |
| Police Protection                      | 202,400.00   | TOTAL                                      |             |              |               | 1969 TAXES COLLECTED                     | 2,840,012.93                               |                                      |            |
| Civil Defense & Disaster Control       | 50.00        | 1969 REAL PROPERTY VALUATIONS              |             |              |               | 1969 Taxes Cancelled, Abated or Adjusted | 4,319.78                                   |                                      |            |
| Environmental Inspection & Control     | 6,700.00     | Code                                       | Class       | # of Parcels | %VAL'N        | ASSESSED VALUATION                       | Transfer to Tax Title Liens or Foreclosed  | 277.20                               |            |
| Other Public Safety                    |              | 1  | Vacant Land | 260          | 1.79          | 1,132,665.00                             | Balance Outstanding Dec. 31, 1969          | 53,348.16                            |            |
| PUBLIC WORKS                           |              | 2  | Residential | 2155         | 89.08         | 56,247,650.00                            | PRIOR YEARS TAXES OUTSTANDING              |                                      |            |
| Streets and Drainage                   | 92,335.00    | 3  | Farm        | 3            | .02           | 14,975.00                                | Balance January 1, 1969                    | 38,146.90                            |            |
| Sewers and Sewage Processing           | 35,300.00    | 4a   | Commercial  | 72           | 8.70          | 5,492,960.00                             | Collected in 1969                          | 38,101.15                            |            |
| Garbage and Trash Disposal             |              | 4b   | Industrial  | 1            | .41           | 258,000.00                               | Cancelled, Abated or Adjusted (1969)       |                                      |            |
| Public Buildings and Grounds           | 16,000.00    | 4c   | Apartments  |              |               |  | Transfers to Tax Title Liens or Foreclosed | 45.75                                |            |
| Other Public Works                     |              | Total                                      | 2491        | 100.00       | 63,146,250.00 | Balance December 31, 1969                | TAX TITLE LIENS OUTSTANDING                |                                      |            |
| HEALTH and WELFARE                     |              | CAPITAL DEBT AUTHORIZED, DECEMBER 31, 1969 |             |              |               |  |  | Balance January 1, 1969              | 1,295.60   |
| Health Services Except Environmental   | 13,540.00    | ISSUED AND UNISSUED                        |             | GROSS DEBT   |               | NET DEBT                                 |  | Transfers From Taxes                 | 346.25     |
| Welfare-Public Assistance              | 2,000.00     | School                                     |             | 2,498,408    |               |  |  | Redeemed in 1969                     |            |
| Hospitals, Clinics, First Aid          | 200.00       | Self-liquidating                           |             | 16,000       |               | 16,000                                   |  | Cancelled, Abated or Adjusted (1969) |            |
| Animal, Insect, & Rodent Control       |              | Other                                      |             | 2,514,408    |               | 16,000                                   |  | Transfers to Foreclosed Property     |            |
| Other Welfare Services                 |              | Total                                      |             |              |               |  |  | Balance December 31, 1969            | 1,641.85   |
| RECREATION and CONSERVATION            |              | ISSUED AND OUTSTANDING                     |             |              |               | 2,498,408.58                             |  | PROPERTY ACQUIRED BY DEED OR         |            |
| Beaches and Boardwalks                 |              | School                                     |             |              |               |  |  | FORECLOSURE                          |            |
| Parks, Playgrounds, Shade Trees        | 170.00       | Self-Liquidating                           |             |              |               |  |  | Balance January 1, 1969              | 8,871.00   |
| Land Reclamation & Conservation        |              | Other                                      |             |              |               |  |  | Transfers From Taxes or Liens        |            |
| Other Recreational Services            | 17,607.00    | Total                                      |             |              |               | 2,498,408.58                             |  | Sale for Cash (1969)                 |            |
| EDUCATION (excluding schools)          |              | EQUALIZED VALUATION BASIS                  |             |              |               | 74,114,352.00                            |  | Cancelled, Abated or Adjusted (1969) |            |
| Libraries                              | 31,002.00    | FOR NET DEBT COMPUTATION                   |             |              |               |  |  | Balance December 31, 1969            | 8,871.00   |
| Other Educational Services             |              | 1969 CAPITAL OUTLAY                        |             |              |               | 40,212.00                                |  | CURRENT FINANCES DECEMBER 31, 1969   |            |
| STATUTORY EXPENDITURES                 |              | TOTAL                                      |             |              |               |  |  | ASSETS                               |            |
| Pensions & F.I.C.A.                    | 38,350.00    | Beaches and Boardwalks                     |             |              |               |  |  | Cash Dec. 31, 1969                   | 448,563.92 |
| Employee Fringe Benefits               | 12,195.00    | Parks and Playgrounds                      |             |              |               |  |  | Taxes Receivable                     | 53,348.16  |
| Other Statutory Expenditures           |              | Public Buildings and Grounds               |             |              |               | 7,500.00                                 |  | Tax Title Liens                      | 1,641.85   |
| MUNICIPAL FUNCTIONS                    | 601,468.00   | Vehicular Equipment                        |             |              |               | 5,312.00                                 |  | Foreclosed Property                  | 8,871.00   |
| CAPITAL IMPROVEMENTS                   | 40,212.00    | Streets, Roads, Sidewalks, Storm Sewers    |             |              |               | 17,300.00                                |  | Emergencies & Other Deferred Charges | 1,100.00   |
| DEBT SERVICE                           |              | Sewer System                               |             |              |               |  |  | State Aid Receivable                 | 26,258.00  |
| Principal Payments                     |              | Water Service                              |             |              |               |  |  | Other Receivables                    | 1,146.97   |
| Interest Payments                      |              | Other Utilities                            |             |              |               |  |  | Total                                | 540,929.90 |
| DEFERRED CHARGES                       | 2,850.00     | Hospitals and Clinics                      |             |              |               |  |  | LIABILITIES                          |            |
| SCHOOL, COUNTY, SPECIAL DISTRICT TAXES | 2,545,212.05 | Garbage and Trash Disposal Facilities      |             |              |               |  |  | Cash Liabilities                     | 98,824.17  |
| RESERVE FOR UNCOLLECTED TAXES          | 58,382.58    | Health Equipment                           |             |              |               | 2,500.00                                 |  | Reserves for Receivables             | 65,007.98  |
| EXPENDITURES                           |              | Library and Education Facilities           |             |              |               |  |  | Surplus Dec. 31, 1969                | 377,097.75 |
| TOTAL                                  | 3,248,124.63 | Conservation and Recreation                |             |              |               |  |  | Total                                | 540,929.90 |
|  |              | Other Expenditures                         |             |              |               | 7,600.00                                 |  |                                      |            |



0331  
Population 1960 3,324  
Population 1969 3,900  
Moody Rating  
Land Area .70 Sq. Miles

**RIVERTON BORO - BURLINGTON COUNTY**  
Net Valuation Taxable 13,689,643  
State Equalized Value 16,715,070  
Net Valuation on Which County Taxes are apportioned: 16,113,907  
State Equalization Ratio .8190  
General Tax Rate Per \$100. 4.68  
State Equalized General Tax Rate: 3.83

**PER CAPITA:**  
Gross Debt 69.29  
Net Debt 63.25  
Debt Service 3.60  
Total Tax Levy 160.20  
Municipal Expenditures 67.03

**PER CENT:**  
Gross Debt 1.72  
Net Debt 1.57  
Tax Levy Collected 96.06  
Tax Levy Cancelled, Abated or Adjusted .09

| 1969 EXPENDITURES                      |            | 1969 REVENUES                         |            | 1969 PROPERTY TAX                               |                 |
|--|------------|---------------------------------------|------------|---|-----------------|
| <b>GENERAL GOVERNMENT</b>              |            | 1969 — Property Taxes Collected       |            | <b>STATE EQUALIZED TAX RATE</b>                 |                 |
| Governing Body & Public Boards         |            |                                       | 601,038.12 | Local District School Taxes                     | 2.29 383,053.00 |
| Municipal Clerk                        |            | 1969 Payments in Lieu of Taxes        | 2,762.41   | Regional & Consolidated School Tax              |                 |
| Financial Administration               | 6,601.89   | Delinquent Tax & Lien Collections     | 16,419.91  | School Taxes in Municipal Budget                |                 |
| Assessment of Taxes                    | 1,917.64   | Business Personalty Replacement Taxes | 10,992.00  | County Taxes                                    | .56 93,031.22   |
| Collection of Taxes                    | 2,639.38   | Taxes from Public Utilities           | 35,124.83  | County Library Taxes                            | .02 4,127.05    |
| Planning, Housing & Development        | 50.00      | Other Miscellaneous Tax Revenues      |            | Local Municipal Purpose Taxes                   | .84 141,158.33  |
| Human Resources                        |            | State Aid Revenues                    | 15,260.19  | Veteran & Senior Citizen Taxes                  | .11 18,060.00   |
| Elections                              |            | Federal Aid Revenues                  |            | Total Taxes for Rate Computation                | 3.82 639,429.60 |
| General Administration (other)         | 13,728.45  | Sale of Acquired Property             |            | Special District Taxes                          |                 |
| <b>JUDICIARY</b>                       |            | Other Miscellaneous Revenues          | 27,357.24  | Bank Stock Taxes                                | 3,411.76        |
| Municipal Courts                       | 1,378.96   | 1969 Revenues                         | 708,954.70 | Added and Omitted Taxes                         |                 |
| <b>PUBLIC SAFETY</b>                   |            | Prior Years Surplus Appropriated      | 16,500.00  | Total Taxes Levied - ABSTRACT                   | 624,781.36      |
| Fire Protection                        | 9,346.15   | REVENUES                              | 725,454.70 | <b>TOTAL TAXES BILLED</b>                       | 625,688.45      |
| Police Protection                      | 45,383.58  |                                       |            | 1969 TAXES COLLECTED                            | 601,038.12      |
| Civil Defense & Disaster Control       |            |                                       |            | 1969 Taxes Cancelled, Abated or Adjusted        | 578.96          |
| Environmental Inspection & Control     | 800.00     |                                       |            | Transfer to Tax Title Liens or Foreclosed       | 790.92          |
| Other Public Safety                    |            |                                       |            | Balance Outstanding Dec. 31, 1969               | 23,280.45       |
| <b>PUBLIC WORKS</b>                    |            |                                       |            | <b>PRIOR YEARS TAXES OUTSTANDING</b>            |                 |
| Streets and Drainage                   | 46,112.41  |                                       |            | Balance January 1, 1969                         | 17,628.06       |
| Sewers and Sewage Processing           | 21,423.97  |                                       |            | Collected in 1969                               | 16,419.91       |
| Garbage and Trash Disposal             | 18,667.51  |                                       |            | Cancelled, Abated or Adjusted (1969)            |                 |
| Public Buildings and Grounds           |            |                                       |            | Transfers to Tax Title Liens or Foreclosed      | 360.70          |
| Other Public Works                     |            |                                       |            | Balance December 31, 1969                       | 847.45          |
| <b>HEALTH and WELFARE</b>              |            |                                       |            | <b>TAX TITLE UENS OUTSTANDING</b>               |                 |
| Health Services Except Environmental   | 1,425.00   |                                       |            | Balance January 1, 1969                         |                 |
| Welfare-Public Assistance              | 1,518.39   |                                       |            | Transfers From Taxes                            | 1,253.16        |
| Hospitals, Clinics, First Aid          |            |                                       |            | Redeemed in 1969                                |                 |
| Animal, Insect, & Rodent Control       |            |                                       |            | Cancelled, Abated or Adjusted (1969)            |                 |
| Other Welfare Services                 |            |                                       |            | Transfers to Foreclosed Property:               |                 |
| <b>RECREATION and CONSERVATION</b>     |            |                                       |            | Balance December 31, 1969                       | 1,253.16        |
| Beaches and Boardwalks                 |            |                                       |            | <b>PROPERTY ACQUIRED BY DEED OR FORECLOSURE</b> |                 |
| Parks, Playgrounds, Shade Trees        | 25,355.76  |                                       |            | Balance January 1, 1969                         | 600.00          |
| Land Reclamation & Conservation        |            |                                       |            | Transfers From Taxes or Liens                   |                 |
| Other Recreational Services            | 1,400.00   |                                       |            | Sale for Cash (1969)                            |                 |
| <b>EDUCATION (exclusing schools)</b>   |            |                                       |            | Cancelled, Abated or Adjusted (1969)            |                 |
| Libraries                              | 2,000.00   |                                       |            | Balance December 31, 1969                       | 600.00          |
| Other Educational Services             |            |                                       |            | <b>CURRENT FINANCES DECEMBER 31, 1969</b>       |                 |
| <b>STATUTORY EXPENDITURES</b>          |            |                                       |            | <b>ASSETS</b>                                   |                 |
| Pensions & F.I.C.A.                    | 3,041.32   |                                       |            | Cash Dec. 31, 1969                              | 236,263.40      |
| Employee Fringe Benefits               | 3,409.99   |                                       |            | Taxes Receivable                                | 24,127.90       |
| Other Statutory Expenditures           |            |                                       |            | Tax Title Liens                                 | 1,253.16        |
| <b>MUNICIPAL FUNCTIONS</b>             |            |                                       |            | Foreclosed Property                             | 600.00          |
| <b>CAPITAL IMPROVEMENTS</b>            |            |                                       |            | Emergencies & Other Deferred Charges            | 2.79            |
| <b>DEBT SERVICE</b>                    |            |                                       |            | State Aid Receivable                            |                 |
| Principal Payments                     | 10,000.00  |                                       |            | Other Receivables                               | 634.04          |
| Interest Payments                      | 4,025.00   |                                       |            | Total   | 262,881.29      |
| <b>DEFERRED CHARGES</b>                |            |                                       |            | <b>LIABILITIES</b>                              |                 |
| SCHOOL, COUNTY, SPECIAL DISTRICT TAXES | 4,274.08   |                                       |            | Cash Liabilities                                | 199,537.84      |
| RESERVE FOR UNCOLLECTED TAXES          | 480,211.27 |                                       |            | Reserves for Receivables                        | 26,615.10       |
|  | 24,422.80  |                                       |            | Surplus Dec. 31, 1969                           | 36,728.35       |
| <b>EXPENDITURES</b>                    |            |                                       |            | Total   | 262,881.29      |
| TOTAL                                  | 741,633.55 |                                       |            |   |                 |

0254  
Population 1960 6,119  
Population 1969 6,850  
Moody Rating  
Land Area 1.10 Sq Miles

ROCHELLE PARK TWP - BERGEN COUNTY  
Net Valuation Taxable 50,390,678  
State Equalized Value 64,944,809 General Tax Rate Per \$100. 2.86  
Net Valuation on Which County Taxes  
are apportioned: 67,157,172 State Equalized  
State Equalization Ratio .7759 General Tax Rate: 2.21

PER CAPITA:  
Gross Debt 96.15  
Net Debt 54.55  
Debt Service 6.04  
Total Tax Levy 207.36  
Municipal Expenditures 95.07

PER CENT:  
Gross Debt 1.14  
Net Debt .65  
Tax Levy Collected 99.38  
Tax Levy Cancelled, Abated  
or Adjusted .14

| 1969 EXPENDITURES                      |              | 1969 REVENUES                                     |  | 1969 PROPERTY TAX                          |  |
|--|--------------|---|--|--|--|
| GENERAL GOVERNMENT                     |              | 1969 — Property Taxes Collected                   |  | STATE EQUALIZED TAX RATE                   |  |
| Governing Body & Public Boards         |              | 1,413,633.06                                      |  | 1.19                                       |  |
| Municipal Clerk                        |              | 8,280.63  |  | Local District School Taxes                |  |
| Financial Administration               | 25,000.00    | 6,010.32  |  | Regional & Consolidated School Tax         |  |
| Assessment of Taxes                    | 6,400.00     | 50,054.00   |  | School Taxes in Municipal Budget           |  |
| Collection of Taxes                    | 7,735.00     | 94,937.63   |  | County Taxes                               |  |
| Planning, Housing & Development        | 4,650.00     | Other Miscellaneous Tax Revenues                  |  | County Library Taxes                       |  |
| Human Resources                        |              | 27,204.06   |  | Local Municipal Purpose Taxes              |  |
| Elections                              |              | State Aid Revenues                                |  | Veteran & Senior Citizen Taxes             |  |
| General Administration (other)         | 50,665.00    | Federal Aid Revenues                              |  | Total Taxes for Rate Computation           |  |
| JUDICIARY                              |              | Sale of Acquired Property                         |  | Special District Taxes                     |  |
| Municipal Courts                       | 3,300.00     | Other Miscellaneous Revenues                      |  | Bank Stock Taxes                           |  |
| PUBLIC SAFETY                          |              | 1969 Revenues Total                               |  | Added and Omitted Taxes                    |  |
| Fire Protection                        | 32,140.00    | 120,000.00  |  | Total Taxes Levied - ABSTRACT              |  |
| Police Protection                      | 190,580.00   | Prior Years Surplus Appropriated                  |  | TOTAL TAXES BILLED                         |  |
| Civil Defense & Disaster Control       | 3,700.00     | REVENUES TOTAL                                    |  | 1,422,465.27                               |  |
| Environmental Inspection & Control     |              | 1,765,159.87                                      |  | 1969 TAXES COLLECTED                       |  |
| Other Public Safety                    |              | 1969 REAL PROPERTY VALUATIONS                     |  | 1969 Taxes Cancelled, Abated or Adjusted   |  |
| PUBLIC WORKS                           |              | Code Class # of Parcels %VAL'N ASSESSED VALUATION |  | Transfer to Tax Title Liens or Foreclosed  |  |
| Streets and Drainage                   | 61,214.00    | 1 Vacant Land 108 1.87 845,900.00                 |  | Balance Outstanding Dec. 31, 1969          |  |
| Sewers and Sewage Processing           | 56,930.90    | 2 Residential 1707 72.54 32,743,900.00            |  | PRIOR YEARS TAXES OUTSTANDING              |  |
| Garbage and Trash Disposal             | 28,940.00    | 3 Farm 4a Commercial 90 17.97 8,113,850.00        |  | Balance January 1, 1969                    |  |
| Public Buildings and Grounds           |              | 4b Industrial 31 3.90 1,760,700.00                |  | Collected in 1969                          |  |
| Other Public Works                     |              | 4c Apartments 3 3.71 1,676,800.00                 |  | Cancelled, Abated or Adjusted (1969)       |  |
| HEALTH and WELFARE                     |              | Total 1939 99.99 45,141,150.00                    |  | Transfers to Tax Title Liens or Foreclosed |  |
| Health Services Except Environmental   | 15,250.00    | CAPITAL DEBT AUTHORIZED, DECEMBER 31, 1969        |  | Balance December 31, 1969                  |  |
| Welfare-Public Assistance              | 850.00       | ISSUED AND UNISSUED GROSS DEBT NET DEBT           |  | TAX TITLE LIENS OUTSTANDING                |  |
| Hospitals, Clinics, First Aid          |              | School 285,000                                    |  | Balance January 1, 1969                    |  |
| Animal, Insect, & Rodent Control       |              | Self-liquidating 373,640                          |  | Transfers From Taxes                       |  |
| Other Welfare Services                 |              | Other 658,640                                     |  | Redeemed in 1969                           |  |
| RECREATION and CONSERVATION            |              | Total 373,640                                     |  | Cancelled, Abated or Adjusted (1969)       |  |
| Beaches and Boardwalks                 | 9,900.00     | ISSUED AND OUTSTANDING                            |  | Transfers to Foreclosed Property           |  |
| Parks, Playgrounds, Shade Trees        | 15,200.00    | School 260,000.00                                 |  | Balance December 31, 1969                  |  |
| Land Reclamation & Conservation        |              | Self-liquidating 292,839.45                       |  | PROPERTY ACQUIRED BY DEED OR               |  |
| Other Recreational Services            |              | Other 552,839.45                                  |  | FORECLOSURE                                |  |
| EDUCATION (excluding schools)          |              | Total 552,839.45                                  |  | Balance January 1, 1969                    |  |
| Libraries                              | 2,000.00     | EQUALIZED VALUATION BASIS                         |  | Transfers From Taxes or Liens              |  |
| Other Educational Services             |              | FOR NET DEBT COMPUTATION                          |  | Sale for Cash (1969)                       |  |
| STATUTORY EXPENDITURES                 |              | 1969 CAPITAL OUTLAY TOTAL                         |  | Cancelled, Abated or Adjusted (1969)       |  |
| Pensions & F.I.C.A.                    | 29,960.00    | 26,279.22   |  | Balance December 31, 1969                  |  |
| Employee Fringe Benefits               |              | Beaches and Boardwalks                            |  | CURRENT FINANCES DECEMBER 31, 1969         |  |
| Other Statutory Expenditures           |              | Parks and Playgrounds                             |  | ASSETS                                     |  |
| MUNICIPAL FUNCTIONS                    |              | Public Buildings and Grounds                      |  | Cash Dec. 31, 1969                         |  |
| CAPITAL IMPROVEMENTS                   | 14,000.00    | Vehicular Equipment                               |  | Taxes Receivable                           |  |
| DEBT SERVICE                           |              | Streets, Roads, Sidewalks, Storm Sewers           |  | Tax Title Liens                            |  |
| Principal Payments                     | 31,000.00    | Sewer System                                      |  | Foreclosed Property                        |  |
| Interest Payments                      | 10,355.00    | Water Service                                     |  | Emergencies & Other Deferred Charges       |  |
| DEFERRED CHARGES                       |              | Other Utilities                                   |  | State Aid Receivable                       |  |
| SCHOOL, COUNTY, SPECIAL DISTRICT TAXES | 1,049,024.35 | Hospitals and Clinics                             |  | Other Receivables                          |  |
| RESERVE FOR UNCOLLECTED TAXES          | 51,439.00    | Garbage and Trash Disposal Facilities             |  | Total                                      |  |
| EXPENDITURES                           |              | Health Equipment                                  |  | LIABILITIES                                |  |
| TOTAL                                  | 1,700,233.25 | Library and Education Facilities                  |  | Cash Liabilities                           |  |
|  |              | Conservation and Recreation                       |  | Reserves for Receivables                   |  |
|  |              | Other Expenditures                                |  | Surplus Dec. 31, 1969                      |  |
|  |              |   |  | Total                                      |  |

1434  
Population 1960 5,413  
Population 1969 6,880  
  
Moody Rating  
Land Area 2.02 Sq. Miles

ROCKAWAY BORO. - MORRIS COUNTY  
Net Valuation Taxable 22,719,827  
State Equalized Value 42,642,317  
Net Valuation on Which County Taxes  
are apportioned: 50,267,274  
State Equalization Ratio .5328  
General Tax Rate Per \$100. 6.64  
State Equalized  
General Tax Rate: 3.53

PER CAPITA:  
Gross Debt 224.67  
Net Debt 43.02  
Debt Service  
Total Tax Levy 214.44  
Municipal Expenditures 75.59

PER CENT:  
Gross Debt 3.71  
Net Debt .71  
Tax Levy Collected 95.79  
Tax Levy Cancelled, Abated  
or Adjusted .26

| 1969 EXPENDITURES                      |                     | 1969 REVENUES                          |                     | 1969 PROPERTY TAX                          |                   |
|--|---------------------|--|---------------------|--|-------------------|
| <b>GENERAL GOVERNMENT</b>              |                     | <b>1969 — Property Taxes Collected</b> |                     | <b>STATE EQUALIZED TAX RATE</b>            |                   |
| Governing Body & Public Boards         |                     | 1969 Payments in Lieu of Taxes         | 1,413,143.41        | Local District School Taxes                | 1.64 699,253.00   |
| Municipal Clerk                        |                     | Delinquent Tax & Lien Collections      | 57,727.14           | Regional & Consolidated School Tax         | 1.00 424,373.68   |
| Financial Administration               | 15,831.00           | Business Personalty Replacement Taxes  | 124,468.00          | School Taxes in Municipal Budget           |                   |
| Assessment of Taxes                    | 6,826.00            | Taxes from Public Utilities            | 71,128.68           | County Taxes                               | .48 203,665.93    |
| Collection of Taxes                    | 1,600.00            | Other Miscellaneous Tax Revenues       |                     | County Library Taxes                       |                   |
| Planning, Housing & Development        | 6,175.00            | State Aid Revenues                     | 36,466.67           | Local Municipal Purpose Taxes              | .34 143,147.48    |
| Human Resources                        |                     | Federal Aid Revenues                   |                     | Veteran & Senior Citizen Taxes             | .09 38,030.00     |
| Elections                              |                     | Sale of Acquired Property              |                     | Total Taxes for Rate Computation           | 3.55 1,508,470.09 |
| General Administration (other)         | 58,394.00           | Other Miscellaneous Revenues           | 56,301.81           | Special District Taxes                     |                   |
| <b>JUDICIARY</b>                       |                     | 1969 Revenues                          | 1,759,235.71        | Bank Stock Taxes                           | 3,501.59          |
| Municipal Courts                       | 4,785.00            | Prior Years Surplus Appropriated       | 75,000.00           | Added and Omitted Taxes                    | 1,372.29          |
| <b>PUBLIC SAFETY</b>                   |                     | <b>REVENUES</b>                        | <b>1,834,235.71</b> | Total Taxes Levied - ABSTRACT              | 1,475,313.97      |
| Fire Protection                        | 18,095.00           |  |                     | <b>TOTAL TAXES BILLED</b>                  | 1,475,313.97      |
| Police Protection                      | 92,819.00           |  |                     | 1969 TAXES COLLECTED                       | 1,413,143.41      |
| Civil Defense & Disaster Control       | 1,000.00            |  |                     | 1969 Taxes Cancelled, Abated or Adjusted   | 3,867.80          |
| Environmental Inspection & Control     | 4,500.00            |  |                     | Transfer to Tax Title Liens or Foreclosed  | 5,453.88          |
| Other Public Safety                    | 3,000.00            |  |                     | Balance Outstanding Dec. 31, 1969          | 52,848.88         |
| <b>PUBLIC WORKS</b>                    |                     |  |                     | <b>PRIOR YEARS TAXES OUTSTANDING</b>       |                   |
| Streets and Drainage                   | 75,907.57           |  |                     | Balance January 1, 1969                    | 72,461.50         |
| Sewers and Sewage Processing           | 6,850.00            |  |                     | Collected in 1969                          | 54,529.03         |
| Garbage and Trash Disposal             | 25,700.00           |  |                     | Cancelled, Abated or Adjusted (1969)       | 5,121.86          |
| Public Buildings and Grounds           | 17,642.00           |  |                     | Transfers to Tax Title Liens or Foreclosed |                   |
| Other Public Works                     |                     |  |                     | Balance December 31, 1969                  | 12,810.61         |
| <b>HEALTH and WELFARE</b>              |                     |  |                     | <b>TAX TITLE LIENS OUTSTANDING</b>         |                   |
| Health Services Except Environmental   | 9,550.00            |  |                     | Balance January 1, 1969                    | 24,822.00         |
| Welfare-Public Assistance              | 1,782.00            |  |                     | Transfers From Taxes                       | 5,453.88          |
| Hospitals, Clinics, First Aid          |                     |  |                     | Redeemed in 1969                           | 3,198.11          |
| Animal, Insect, & Rodent Control       |                     |  |                     | Cancelled, Abated or Adjusted (1969)       |                   |
| Other Welfare Services                 |                     |  |                     | Transfers to Foreclosed Property           |                   |
| <b>RECREATION and CONSERVATION</b>     |                     |  |                     | Balance December 31, 1969                  | 27,077.77         |
| Beaches and Boardwalks                 |                     |  |                     | <b>PROPERTY ACQUIRED BY DEED OR</b>        |                   |
| Parks, Playgrounds, Shade Trees        | 1,300.00            |  |                     | <b>FORECLOSURE</b>                         |                   |
| Land Reclamation & Conservation        |                     |  |                     | Balance January 1, 1969                    | 6,025.00          |
| Other Recreational Services            | 19,652.00           |  |                     | Transfers From Taxes or Liens              |                   |
| <b>EDUCATION (excluding schools)</b>   |                     |  |                     | Sale for Cash (1969)                       |                   |
| Libraries                              | 8,757.00            |  |                     | Cancelled, Abated or Adjusted (1969)       |                   |
| Other Educational Services             |                     |  |                     | Balance December 31, 1969                  | 6,025.00          |
| <b>STATUTORY EXPENDITURES</b>          |                     |  |                     | <b>CURRENT FINANCES DECEMBER 31, 1969</b>  |                   |
| Pensions & F.I.C.A.                    | 23,780.45           |  |                     | <b>ASSETS</b>                              |                   |
| Employee Fringe Benefits               | 4,650.00            |  |                     | Cash Dec. 31, 1969                         | 183,364.59        |
| Other Statutory Expenditures           |                     |  |                     | Taxes Receivable                           | 65,659.49         |
| <b>MUNICIPAL FUNCTIONS</b>             |                     |  |                     | Tax Title Liens                            | 27,077.77         |
| <b>CAPITAL IMPROVEMENTS</b>            |                     |  |                     | Foreclosed Property                        | 6,025.00          |
| <b>DEBT SERVICE</b>                    |                     |  |                     | Emergencies & Other Deferred Charges       | 17,340.44         |
| Principal Payments                     |                     |  |                     | State Aid Receivable                       | 26,797.51         |
| Interest Payments                      |                     |  |                     | Other Receivables                          | 622.92            |
| <b>DEFERRED CHARGES</b>                |                     |  |                     | Total                                      | 326,887.72        |
| SCHOOL, COUNTY, SPECIAL DISTRICT TAXES | 3,614.25            |  |                     | <b>LIABILITIES</b>                         |                   |
| RESERVE FOR UNCOLLECTED TAXES          | 1,327,292.61        |  |                     | Cash Liabilities                           | 71,419.44         |
|  | 87,208.54           |  |                     | Reserves for Receivables                   | 99,385.18         |
| <b>EXPENDITURES</b>                    |                     |  |                     | Surplus Dec. 31, 1969                      | 156,083.10        |
| <b>TOTAL</b>                           | <b>1,847,322.53</b> |  | <b>6,717.04</b>     | <b>Total</b>                               | <b>326,887.72</b> |

1435  
Population 1960 10,356  
Population 1969 15,400  
S & P Rating BBB  
Moody Rating BAA  
Land Area 44.80 Sq Miles

# ROCKAWAY TWP.

Net Valuation Taxable 52,368,920  
State Equalized Value 141,156,118  
Net Valuation on Which County Taxes  
are apportioned: 145,892,593  
State Equalization Ratio .3710

# - MORRIS

# COUNTY

General Tax Rate Per \$100. 9.75  
State Equalized  
General Tax Rate: 3.61

# PER CAPITA:

Gross Debt 749.78  
Net Debt 233.31  
Debt Service 3.58  
Total Tax Levy 330.33  
Municipal Expenditures 100.92

# PER CENT:

Gross Debt 8.87  
Net Debt 2.76  
Tax Levy Collected 92.63  
Tax Levy Cancelled, Abated  
or Adjusted .11

| 1969 EXPENDITURES                                   |  | 1969 REVENUES                                    |  | 1969 PROPERTY TAX                          |              |
|---|--|--|--|--|--------------|
| <b>GENERAL GOVERNMENT</b>                           |  | 1969 — Property Taxes Collected 4,712,024.97     |  | <b>STATE EQUALIZED TAX RATE</b>            |              |
| Governing Body & Public Boards                      |  | 1969 Payments in Lieu of Taxes                   |  | Local District School Taxes 1.71           | 2,407,115.22 |
| Municipal Clerk                                     |  | Delinquent Tax & Lien Collections 287,634.85     |  | Regional & Consolidated School Tax .87     | 1,232,183.70 |
| Financial Administration 27,630.00                  |  | Business Personalty Replacement Taxes 194,170.00 |  | School Taxes in Municipal Budget           |              |
| Assessment of Taxes 18,637.50                       |  | Taxes from Public Utilities 125,818.82           |  | County Taxes .42                           | 591,352.53   |
| Collection of Taxes 27,634.25                       |  | Other Miscellaneous Tax Revenues                 |  | County Library Taxes .03                   | 44,126.55    |
| Planning, Housing & Development 11,525.00           |  | State Aid Revenues 48,975.37                     |  | Local Municipal Purpose Taxes .53          | 750,498.08   |
| Human Resources                                     |  | Federal Aid Revenues                             |  | Veteran & Senior Citizen Taxes .05         | 76,320.00    |
| Elections 3,500.00                                  |  | Sale of Acquired Property                        |  | Total Taxes for Rate Computation 3.61      | 5,101,596.08 |
| General Administration (other) 108,610.00           |  | Other Miscellaneous Revenues 130,298.24          |  | Special District Taxes                     | 590.09       |
| <b>JUDICIARY</b>                                    |  | 1969 Revenues Total 5,498,922.25                 |  | Bank Stock Taxes                           | 61,259.28    |
| Municipal Courts 10,075.00                          |  | Prior Years Surplus Appropriated 110,199.03      |  | Added and Omitted Taxes                    |              |
| <b>PUBLIC SAFETY</b>                                |  | <b>REVENUES TOTAL 5,609,121.28</b>               |  | Total Taxes Levied - ABSTRACT              | 5,087,125.45 |
| Fire Protection 70,073.00                           |  |  |  | <b>TOTAL TAXES BILLED</b>                  | 5,087,125.45 |
| Police Protection 270,834.00                        |  |  |  | 1969 TAXES COLLECTED                       | 4,712,024.97 |
| Civil Defense & Disaster Control 4,231.00           |  |  |  | 1969 Taxes Cancelled, Abated or Adjusted   | 5,842.45     |
| Environmental Inspection & Control 10,240.00        |  |  |  | Transfer to Tax Title Liens or Foreclosed  | 120,560.02   |
| Other Public Safety                                 |  |  |  | Balance Outstanding Dec. 31, 1969          | 248,698.01   |
| <b>PUBLIC WORKS</b>                                 |  |  |  | <b>PRIOR YEARS TAXES OUTSTANDING</b>       |              |
| Streets and Drainage 258,647.80                     |  |  |  | Balance January 1, 1969                    | 219,445.24   |
| Sewers and Sewage Processing 21,079.58              |  |  |  | Collected in 1969                          | 181,376.57   |
| Garbage and Trash Disposal                          |  |  |  | Cancelled, Abated or Adjusted (1969)       |              |
| Public Buildings and Grounds 15,679.00              |  |  |  | Transfers to Tax Title Liens or Foreclosed |              |
| Other Public Works                                  |  |  |  | Balance December 31, 1969                  | 38,068.67    |
| <b>HEALTH and WELFARE</b>                           |  |  |  | <b>TAX TITLE LIENS OUTSTANDING</b>         |              |
| Health Services Except Environmental 23,985.00      |  |  |  | Balance January 1, 1969                    | 340,401.36   |
| Welfare-Public Assistance 3,300.00                  |  |  |  | Transfers From Taxes                       | 120,560.02   |
| Hospitals, Clinics, First Aid 1,200.00              |  |  |  | Redeemed in 1969                           | 106,258.28   |
| Animal, Insect, & Rodent Control                    |  |  |  | Cancelled, Abated or Adjusted (1969)       |              |
| Other Welfare Services 200.00                       |  |  |  | Transfers to Foreclosed Property           |              |
| <b>RECREATION and CONSERVATION</b>                  |  |  |  | Balance December 31, 1969                  | 354,703.10   |
| Beaches and Boardwalks                              |  |  |  | <b>PROPERTY ACQUIRED BY DEED OR</b>        |              |
| Parks, Playgrounds, Shade Trees 35,300.00           |  |  |  | <b>FORECLOSURE</b>                         |              |
| Land Reclamation & Conservation                     |  |  |  | Balance January 1, 1969                    | 30,240.00    |
| Other Recreational Services 12,890.00               |  |  |  | Transfers From Taxes or Liens              |              |
| <b>EDUCATION (excluding schools)</b>                |  |  |  | Sale for Cash (1969)                       |              |
| Libraries 27,875.00                                 |  |  |  | Cancelled, Abated or Adjusted (1969)       |              |
| Other Educational Services                          |  |  |  | Balance December 31, 1969                  | 30,240.00    |
| <b>STATUTORY EXPENDITURES</b>                       |  |  |  | <b>CURRENT FINANCES DECEMBER 31, 1969</b>  |              |
| Pensions & F.I.C.A. 50,018.26                       |  |  |  | <b>ASSETS</b>                              |              |
| Employee Fringe Benefits 46,500.00                  |  |  |  | Cash Dec. 31, 1969                         | 456,343.68   |
| Other Statutory Expenditures                        |  |  |  | Taxes Receivable                           | 286,766.68   |
| <b>MUNICIPAL FUNCTIONS</b>                          |  |  |  | Tax Title Liens                            | 354,703.10   |
| <b>CAPITAL IMPROVEMENTS</b>                         |  |  |  | Foreclosed Property                        | 30,240.00    |
| <b>DEBT SERVICE</b>                                 |  |  |  | Emergencies & Other Deferred Charges       | 62,048.00    |
| Principal Payments 25,000.00                        |  |  |  | State Aid Receivable                       | 8,015.00     |
| Interest Payments 30,071.00                         |  |  |  | Other Receivables                          | 8,183.76     |
|   |  |  |  | Total                                      | 1,206,300.22 |
| <b>DEFERRED CHARGES</b>                             |  |  |  | <b>LIABILITIES</b>                         |              |
| SCHOOL, COUNTY, SPECIAL DISTRICT TAXES 4,274,778.00 |  |  |  | Cash Liabilities                           | 250,086.00   |
| RESERVE FOR UNCOLLECTED TAXES 336,168.29            |  |  |  | Reserves for Receivables                   | 679,893.54   |
|   |  |  |  | Surplus Dec. 31, 1969                      | 276,320.68   |
| <b>EXPENDITURES TOTAL 5,828,985.72</b>              |  |  |  | Total                                      | 1,206,300.22 |

|                 |                |                                     |            |                             |      |                        |  |
|-----------------|----------------|-------------------------------------|------------|-----------------------------|------|------------------------|--|
| 0255            |                | ROCKLEIGH BORO                      | - BERGEN   | COUNTY                      |      | PER CAPITA:            | PER CENT:                              |
| Population 1960 | 430            | Net Valuation Taxable               | 9,599,775  |                             |      | Gross Debt             | Gross Debt                             |
| Population 1969 | 460            | State Equalized Value               | 12,951,666 | General Tax Rate Per \$100. | 1.13 | Net Debt               | Net Debt                               |
|                 |                | Net Valuation on Which County Taxes |            |                             |      | Debt Service           | Tax Levy Collected                     |
| Moody Rating    |                | are apportioned:                    | 16,177,943 | State Equalized             |      | Total Tax Levy         | 98.79                                  |
| Land Area       | 1.00 Sq. Miles | State Equalization Ratio            | .7412      | General Tax Rate:           | .83  | Municipal Expenditures | Tax Levy Cancelled, Abated or Adjusted |
|                 |                |                                     |            |                             |      |                        | 1.14                                   |

| 1969 EXPENDITURES                      |            | 1969 REVENUES                                     |  | 1969 PROPERTY TAX                          |                |
|--|------------|---|--|--|----------------|
| GENERAL GOVERNMENT                     |            | 1969 — Property Taxes Collected                   |  | STATE EQUALIZED TAX RATE                   |                |
| Governing Body & Public Boards         |            | 1969 Payments in Lieu of Taxes                    |  | Local District School Taxes                | .21 26,800.00  |
| Municipal Clerk                        |            | Delinquent Tax & Lien Collections                 |  | Regional & Consolidated School Tax         |                |
| Financial Administration               |            | Business Personalty Replacement Taxes             |  | School Taxes in Municipal Budget           |                |
| Assessment of Taxes                    | 3,000.00   | Taxes from Public Utilities                       |  | County Taxes                               | .51 66,576.02  |
| Collection of Taxes                    | 725.00     | Other Miscellaneous Tax Revenues                  |  | County Library Taxes                       |                |
| Planning, Housing & Development        | 700.00     | State Aid Revenues                                |  | Local Municipal Purpose Taxes              | .10 13,473.00  |
| Human Resources                        |            | Federal Aid Revenues                              |  | Veteran & Senior Citizen Taxes             | .01 840.00     |
| Elections                              |            | Sale of Acquired Property                         |  | Total Taxes for Rate Computation           | .83 107,689.02 |
| General Administration (other)         | 10,700.00  | Other Miscellaneous Revenues                      |  | Special District Taxes                     |                |
| JUDICIARY                              |            | 1969 Revenues                                     |  | Bank Stock Taxes                           |                |
| Municipal Courts                       |            | Prior Years Surplus Appropriated                  |  | Added and Omitted Taxes                    |                |
| PUBLIC SAFETY                          |            | REVENUES  |  | Total Taxes Levied - ABSTRACT              | 106,849.02     |
| Fire Protection                        | 7,000.00   | TOTAL   |  | TOTAL TAXES BILLED                         | 107,637.40     |
| Police Protection                      | 600.00     | 1969 REAL PROPERTY VALUATIONS                     |  | 1969 TAXES COLLECTED                       | 106,337.32     |
| Civil Defense & Disaster Control       | 100.00     | Code Class # of Parcels %VAL'N ASSESSED VALUATION |  | 1969 Taxes Cancelled, Abated or Adjusted   | 1,225.50       |
| Environmental Inspection & Control     | 2,000.00   | 1 Vacant Land 23 2.57 241,500.00                  |  | Transfer to Tax Title Liens or Foreclosed  |                |
| Other Public Safety                    |            | 2 Residential 45 15.28 1,433,450.00               |  | Balance Outstanding Dec. 31, 1969          | 74.58          |
| PUBLIC WORKS                           |            | 3 Farm 6 5.97 560,100.00                          |  | PRIOR YEARS TAXES OUTSTANDING              |                |
| Streets and Drainage                   | 7,100.00   | 4a Commercial 13 76.17 7,145,400.00               |  | Balance January 1, 1969                    |                |
| Sewers and Sewage Processing           |            | 4c Apartments 87 99.99 9,380,450.00               |  | Collected in 1969                          |                |
| Garbage and Trash Disposal             | 3,300.00   | CAPITAL DEBT AUTHORIZED, DECEMBER 31, 1969        |  | Cancelled, Abated or Adjusted (1969)       |                |
| Public Buildings and Grounds           |            | ISSUED AND UNISSUED GROSS DEBT NET DEBT           |  | Transfers to Tax Title Liens or Foreclosed |                |
| Other Public Works                     |            | School Self-liquidating Other Total               |  | Balance December 31, 1969                  |                |
| HEALTH and WELFARE                     |            | ISSUED AND OUTSTANDING                            |  | TAX TITLE LIENS OUTSTANDING                |                |
| Health Services Except Environmental   | 950.00     | EQUALIZED VALUATION BASIS                         |  | Balance January 1, 1969                    |                |
| Welfare-Public Assistance              | 100.00     | FOR NET DEBT COMPUTATION                          |  | Transfers From Taxes                       |                |
| Hospitals, Clinics, First Aid          |            | 1969 CAPITAL OUTLAY                               |  | Redeemed in 1969                           |                |
| Animal, Insect, & Rodent Control       |            | Beaches and Boardwalks                            |  | Cancelled, Abated or Adjusted (1969)       |                |
| Other Welfare Services                 |            | Parks and Playgrounds                             |  | Transfers to Foreclosed Property           |                |
| RECREATION and CONSERVATION            |            | Public Buildings and Grounds                      |  | Balance December 31, 1969                  |                |
| Beaches and Boardwalks                 | 150.00     | Vehicular Equipment                               |  | PROPERTY ACQUIRED BY DEED OR               |                |
| Parks, Playgrounds, Shade Trees        |            | Streets, Roads, Sidewalks, Storm Sewers           |  | FORECLOSURE                                |                |
| Land Reclamation & Conservation        |            | Sewer System                                      |  | Balance January 1, 1969                    |                |
| Other Recreational Services            |            | Water Service                                     |  | Transfers From Taxes or Liens              |                |
| EDUCATION (excluding schools)          |            | Other Utilities                                   |  | Sale for Cash (1969)                       |                |
| Libraries                              |            | Hospitals and Clinics                             |  | Cancelled, Abated or Adjusted (1969)       |                |
| Other Educational Services             |            | Garbage and Trash Disposal Facilities             |  | Balance December 31, 1969                  |                |
| STATUTORY EXPENDITURES                 |            | Health Equipment                                  |  | CURRENT FINANCES DECEMBER 31, 1969         |                |
| Pensions & F.I.C.A.                    | 250.00     | Library and Education Facilities                  |  | ASSETS                                     |                |
| Employee Fringe Benefits               |            | Conservation and Recreation                       |  | Cash Dec. 31, 1969                         | 45,962.48      |
| Other Statutory Expenditures           |            | Other Expenditures                                |  | Taxes Receivable                           | 74.58          |
| MUNICIPAL FUNCTIONS                    |            |   |  | Tax Title Liens                            |                |
| CAPITAL IMPROVEMENTS                   | 15,160.00  |   |  | Foreclosed Property                        |                |
| DEBT SERVICE                           |            |   |  | Emergencies & Other Deferred Charges       | 3,500.00       |
| Principal Payments                     | 560.00     |   |  | State Aid Receivable                       | 1,116.00       |
| Interest Payments                      |            |   |  | Other Receivables                          |                |
| DEFERRED CHARGES                       |            |   |  | Total                                      | 50,653.06      |
| SCHOOL, COUNTY, SPECIAL DISTRICT TAXES | 93,376.02  |   |  | LIABILITIES                                |                |
| RESERVE FOR UNCOLLECTED TAXES          | 1,957.00   |   |  | Cash Liabilities                           | 15,426.38      |
| EXPENDITURES                           | 147,728.02 |   |  | Reserves for Receivables                   | 74.58          |
|  |            |   |  | Surplus Dec. 31, 1969                      | 35,152.10      |
|  |            |   |  | Total                                      | 50,653.06      |

1817  
Population 1960 528  
Population 1969 850  
  
Moody Rating  
Land Area .64 Sq. Miles

ROCKY HILL BORO - SOMERSET COUNTY  
Net Valuation Taxable 2,724,930  
State Equalized Value 7,053,921 General Tax Rate Per \$100. 9.13  
Net Valuation on Which County Taxes  
are apportioned: 7,753,361 State Equalized  
State Equalization Ratio .3863 General Tax Rate: 3.52

PER CAPITA:  
Gross Debt 576.47  
Net Debt 576.47  
Debt Service 3.53  
Total Tax Levy 293.64  
Municipal Expenditures 121.26

PER CENT:  
Gross Debt 7.15  
Net Debt 7.15  
Tax Levy Collected 97.64  
Tax Levy Cancelled, Abated  
or Adjusted

| 1969 EXPENDITURES                                 |                   | 1969 REVENUES                              |            | 1969 PROPERTY TAX                          |                  |
|---|-------------------|--|------------|--|------------------|
| <b>GENERAL GOVERNMENT</b>                         |                   | 1969 — Property Taxes Collected 243,701.54 |            | <b>STATE EQUALIZED TAX RATE</b>            |                  |
| Governing Body & Public Boards                    |                   | 1969 Payments in Lieu of Taxes             |            | Local District School Taxes 2.92           | 205,738.50       |
| Municipal Clerk                                   |                   | Delinquent Tax & Lien Collections          | 3,066.53   | Regional & Consolidated School Tax         |                  |
| Financial Administration 969.00                   |                   | Business Personalty Replacement Taxes      | 22,959.00  | School Taxes in Municipal Budget           |                  |
| Assessment of Taxes 5,135.00                      |                   | Taxes from Public Utilities                | 13,109.04  | County Taxes .50                           | 35,596.00        |
| Collection of Taxes 2,329.50                      |                   | Other Miscellaneous Tax Revenues           | 6,208.36   | County Library Taxes .03                   | 1,946.02         |
| Planning, Housing & Development 3,425.00          |                   | State Aid Revenues                         |            | Local Municipal Purpose Taxes .02          | 1,150.66         |
| Human Resources                                   |                   | Federal Aid Revenues                       |            | Veteran & Senior Citizen Taxes .06         | 4,130.00         |
| Elections 300.00                                  |                   | Sale of Acquired Property                  | 5,136.14   | Total Taxes for Rate Computation 3.53      | 248,561.18       |
| General Administration (other) 6,550.00           |                   | Other Miscellaneous Revenues               | 294,180.61 | Special District Taxes                     |                  |
| <b>JUDICIARY</b>                                  |                   | 1969 Revenues Total                        | 33,000.00  | Bank Stock Taxes                           | 5,162.29         |
| Municipal Courts 470.50                           |                   | Prior Years Surplus Appropriated           | 327,180.61 | Added and Omitted Taxes                    | 249,593.47       |
| <b>PUBLIC SAFETY</b>                              |                   | <b>REVENUES TOTAL</b>                      |            | Total Taxes Levied - ABSTRACT              | 249,593.47       |
| Fire Protection 3,350.00                          |                   |  |            | <b>TOTAL TAXES BILLED</b>                  | 243,701.54       |
| Police Protection 2,625.00                        |                   |  |            | <b>1969 TAXES COLLECTED</b>                |                  |
| Civil Defense & Disaster Control 25.00            |                   |  |            | 1969 Taxes Cancelled, Abated or Adjusted   |                  |
| Environmental Inspection & Control 465.00         |                   |  |            | Transfer to Tax Title Liens or Foreclosed  |                  |
| Other Public Safety                               |                   |  |            | Balance Outstanding Dec. 31, 1969          | 5,891.93         |
| <b>PUBLIC WORKS</b>                               |                   |  |            | <b>PRIOR YEARS TAXES OUTSTANDING</b>       |                  |
| Streets and Drainage 2,925.00                     |                   |  |            | Balance January 1, 1969                    | 5,923.02         |
| Sewers and Sewage Processing                      |                   |  |            | Collected in 1969                          | 3,066.53         |
| Garbage and Trash Disposal 2,800.00               |                   |  |            | Cancelled, Abated or Adjusted (1969)       |                  |
| Public Buildings and Grounds 1,725.00             |                   |  |            | Transfers to Tax Title Liens or Foreclosed |                  |
| Other Public Works                                |                   |  |            | Balance December 31, 1969                  | 2,856.49         |
| <b>HEALTH and WELFARE</b>                         |                   |  |            | <b>TAX TITLE LIENS OUTSTANDING</b>         |                  |
| Health Services Except Environmental 500.00       |                   |  |            | Balance January 1, 1969                    | 884.84           |
| Welfare-Public Assistance 145.00                  |                   |  |            | Transfers From Taxes                       |                  |
| Hospitals, Clinics, First Aid                     |                   |  |            | Redeemed in 1969                           |                  |
| Animal, Insect, & Rodent Control                  |                   |  |            | Cancelled, Abated or Adjusted (1969)       |                  |
| Other Welfare Services                            |                   |  |            | Transfers to Foreclosed Property           |                  |
| <b>RECREATION and CONSERVATION</b>                |                   |  |            | Balance December 31, 1969                  | 884.84           |
| Beaches and Boardwalks                            |                   |  |            | <b>PROPERTY ACQUIRED BY DEED OR</b>        |                  |
| Parks, Playgrounds, Shade Trees                   |                   |  |            | <b>FORECLOSURE</b>                         |                  |
| Land Reclamation & Conservation                   |                   |  |            | Balance January 1, 1969                    |                  |
| Other Recreational Services                       |                   |  |            | Transfers From Taxes or Liens              |                  |
| <b>EDUCATION (excluding schools)</b>              |                   |  |            | Sale for Cash (1969)                       |                  |
| Libraries 800.00                                  |                   |  |            | Cancelled, Abated or Adjusted (1969)       |                  |
| Other Educational Services                        |                   |  |            | Balance December 31, 1969                  |                  |
| <b>STATUTORY EXPENDITURES</b>                     |                   |  |            | <b>CURRENT FINANCES DECEMBER 31, 1969</b>  |                  |
| Pensions & F.I.C.A. 901.00                        |                   |  |            | <b>ASSETS</b>                              |                  |
| Employee Fringe Benefits 500.00                   |                   |  |            | Cash Dec. 31, 1969                         | 22,489.61        |
| Other Statutory Expenditures                      |                   |  |            | Taxes Receivable                           | 8,748.42         |
| <b>MUNICIPAL FUNCTIONS</b>                        |                   |  |            | Tax Title Liens                            | 884.84           |
| <b>CAPITAL IMPROVEMENTS</b>                       |                   |  |            | Foreclosed Property                        |                  |
| <b>DEBT SERVICE</b>                               |                   |  |            | Emergencies & Other Deferred Charges       | 23,000.00        |
| Principal Payments 3,000.00                       |                   |  |            | State Aid Receivable                       | 17,515.00        |
| Interest Payments                                 |                   |  |            | Other Receivables                          | 1,493.34         |
|   |                   |  |            | Total                                      | 74,131.21        |
| <b>DEFERRED CHARGES</b>                           |                   |  |            | <b>LIABILITIES</b>                         |                  |
| SCHOOL, COUNTY, SPECIAL DISTRICT TAXES 243,280.52 |                   |  |            | Cash Liabilities                           | 25,865.07        |
| RESERVE FOR UNCOLLECTED TAXES 13,128.02           |                   |  |            | Reserves for Receivables                   | 11,126.60        |
|   |                   |  |            | Surplus Dec. 31, 1969                      | 37,139.54        |
| <b>EXPENDITURES TOTAL</b>                         | <b>346,348.54</b> |  |            | Total                                      | <b>74,131.21</b> |

1341  
Population 1960 764  
Population 1969 810  
Moody Rating  
Land Area 1.94 Sq. Miles

ROOSEVELT BORO - MONMOUTH COUNTY  
Net Valuation Taxable 2,869,759  
State Equalized Value 4,321,926 General Tax Rate Per \$100. 7.19  
Net Valuation on Which County Taxes are apportioned: 4,153,288 State Equalized  
State Equalization Ratio .6640 General Tax Rate: 4.77

PER CAPITA:  
Gross Debt 44.35  
Net Debt  
Debt Service .02  
Total Tax Levy 247.86  
Municipal Expenditures 81.37

PER CENT:  
Gross Debt .89  
Net Debt  
Tax Levy Collected 96.72  
Tax Levy Cancelled, Abated or Adjusted

| 1969 EXPENDITURES                      |            | 1969 REVENUES                              |              | 1969 PROPERTY TAX                          |                 |
|--|------------|--|--------------|--|-----------------|
| <b>GENERAL GOVERNMENT</b>              |            | 1969 — Property Taxes Collected 194,259.47 |              | <b>STATE EQUALIZED TAX RATE</b>            |                 |
| Governing Body & Public Boards         |            | 1969 Payments in Lieu of Taxes             | 5,025.19     | Local District School Taxes                | 3.56 153,923.00 |
| Municipal Clerk                        |            | Delinquent Tax & Lien Collections          | 1,552.00     | Regional & Consolidated School Tax         |                 |
| Financial Administration               | 6,050.00   | Business Personalty Replacement Taxes      | 10,745.32    | School Taxes in Municipal Budget           |                 |
| Assessment of Taxes                    | 4,100.00   | Taxes from Public Utilities                | 3,349.80     | County Taxes                               | .58 24,900.45   |
| Collection of Taxes                    | 800.00     | State Aid Revenues                         | 17,672.78    | County Library Taxes                       | .02 931.28      |
| Planning, Housing & Development        | 150.00     | Federal Aid Revenues                       | 232,604.56   | Local Municipal Purpose Taxes              | .49 21,008.20   |
| Human Resources                        |            | Other Miscellaneous Revenues               | 26,000.00    | Veteran & Senior Citizen Taxes             | .13 5,560.00    |
| Elections                              |            | 1969 Revenues                              | 258,604.56   | Total Taxes for Rate Computation           | 4.78 206,322.93 |
| General Administration (other)         | 5,550.00   | Prior Years Surplus Appropriated           |              | Special District Taxes                     |                 |
| <b>JUDICIARY</b>                       |            | <b>REVENUES</b>                            | <b>TOTAL</b> | Bank Stock Taxes                           |                 |
| Municipal Courts                       | 725.00     |  |              | Added and Omitted Taxes                    |                 |
| <b>PUBLIC SAFETY</b>                   |            |  |              | Total Taxes Levied - ABSTRACT              | 200,762.93      |
| Fire Protection                        | 1,300.00   |  |              | <b>TOTAL TAXES BILLED</b>                  | 200,844.23      |
| Police Protection                      | 3,200.00   |  |              | 1969 TAXES COLLECTED                       | 194,259.47      |
| Civil Defense & Disaster Control       | 50.00      |  |              | 1969 Taxes Cancelled, Abated or Adjusted   |                 |
| Environmental Inspection & Control     |            |  |              | Transfer to Tax Title Liens or Foreclosed  |                 |
| Other Public Safety                    |            |  |              | Balance Outstanding Dec. 31, 1969          | 6,584.76        |
| <b>PUBLIC WORKS</b>                    |            |  |              | <b>PRIOR YEARS TAXES OUTSTANDING</b>       |                 |
| Streets and Drainage                   | 12,365.00  |  |              | Balance January 1, 1969                    | 5,157.20        |
| Sewers and Sewage Processing           |            |  |              | Collected in 1969                          | 5,025.19        |
| Garbage and Trash Disposal             | 4,800.00   |  |              | Cancelled, Abated or Adjusted (1969)       | 132.01          |
| Public Buildings and Grounds           | 1,600.00   |  |              | Transfers to Tax Title Liens or Foreclosed |                 |
| Other Public Works                     |            |  |              | Balance December 31, 1969                  |                 |
| <b>HEALTH and WELFARE</b>              |            |  |              | <b>TAX TITLE LIENS OUTSTANDING</b>         |                 |
| Health Services Except Environmental   | 150.00     |  |              | Balance January 1, 1969                    |                 |
| Welfare-Public Assistance              | 50.00      |  |              | Transfers From Taxes                       |                 |
| Hospitals, Clinics, First Aid          |            |  |              | Redeemed in 1969                           |                 |
| Animal, Insect, & Rodent Control       | 150.00     |  |              | Cancelled, Abated or Adjusted (1969)       |                 |
| Other Welfare Services                 |            |  |              | Transfers to Foreclosed Property           |                 |
| <b>RECREATION and CONSERVATION</b>     |            |  |              | Balance December 31, 1969                  |                 |
| Beaches and Boardwalks                 |            |  |              | <b>PROPERTY ACQUIRED BY DEED OR</b>        |                 |
| Parks, Playgrounds, Shade Trees        | 1,000.00   |  |              | <b>FORECLOSURE</b>                         |                 |
| Land Reclamation & Conservation        |            |  |              | Balance January 1, 1969                    |                 |
| Other Recreational Services            |            |  |              | Transfers From Taxes or Liens              |                 |
| <b>EDUCATION (excluding schools)</b>   |            |  |              | Sale for Cash (1969)                       |                 |
| Libraries                              | 2,000.00   |  |              | Cancelled, Abated or Adjusted (1969)       |                 |
| Other Educational Services             |            |  |              | Balance December 31, 1969                  |                 |
| <b>STATUTORY EXPENDITURES</b>          |            |  |              | <b>CURRENT FINANCES DECEMBER 31, 1969</b>  |                 |
| Pensions & F.I.C.A.                    | 650.00     |  |              | <b>ASSETS</b>                              |                 |
| Employee Fringe Benefits               |            |  |              | Cash Dec. 31, 1969                         | 105,674.29      |
| Other Statutory Expenditures           |            |  |              | Taxes Receivable                           | 6,584.76        |
| <b>MUNICIPAL FUNCTIONS</b>             |            |  |              | Tax Title Liens                            |                 |
| <b>CAPITAL IMPROVEMENTS</b>            |            |  |              | Foreclosed Property                        |                 |
| <b>DEBT SERVICE</b>                    |            |  |              | Emergencies & Other Deferred Charges       |                 |
| Principal Payments                     |            |  |              | State Aid Receivable                       | 3,681.00        |
| Interest Payments                      | 20.00      |  |              | Other Receivables                          | 48.50           |
| <b>DEFERRED CHARGES</b>                |            |  |              | <b>LIABILITIES</b>                         |                 |
| SCHOOL, COUNTY, SPECIAL DISTRICT TAXES | 400.00     |  |              | Cash Liabilities                           | 49,133.03       |
| <b>RESERVE FOR UNCOLLECTED TAXES</b>   |            |  |              | Reserves for Receivables                   | 6,633.26        |
|  | 179,754.73 |  |              | Surplus Dec. 31, 1969                      | 60,222.26       |
|  | 19,800.00  |  |              | <b>Total</b>                               | 115,988.55      |
| <b>EXPENDITURES</b>                    |            |  |              |  |                 |
| <b>TOTAL</b>                           | 245,664.73 |  | 295.00       | <b>Total</b>                               | 115,988.55      |

0718  
Population 1960 2,804  
Population 1969 4,100  
S & P Rating BBB  
Moody Rating BAA  
Land Area 3.50 Sq. Miles

ROSELAND BORO  
Net Valuation Taxable 47,972,000  
State Equalized Value 50,337,880  
Net Valuation on Which County Taxes  
are apportioned: 49,436,527  
State Equalization Ratio .9530

- ESSEX COUNTY

General Tax Rate Per \$100. 3.74  
State Equalized  
General Tax Rate: 3.56

PER CAPITA:  
Gross Debt 1,063.91  
Net Debt 49.36  
Debt Service .11  
Total Tax Levy 445.49  
Municipal Expenditures 144.68

PER CENT:  
Gross Debt 10.06  
Net Debt .47  
Tax Levy Collected 97.11  
Tax Levy Cancelled, Abated  
or Adjusted .02

| 1969 EXPENDITURES                       |                     | 1969 REVENUES                         |                           | 1969 PROPERTY TAX                          |                   |
|---|---------------------|---------------------------------------|---------------------------|--|-------------------|
| <b>GENERAL GOVERNMENT</b>               |                     | 1969 — Property Taxes Collected       |                           | <b>STATE EQUALIZED TAX RATE</b>            |                   |
| Governing Body & Public Boards          |                     | 1969 Payments in Lieu of Taxes        | 1,774,850.51              | Local District School Taxes                | 1.14 571,907.50   |
| Municipal Clerk                         |                     | Delinquent Tax & Lien Collections     | 70,663.64                 | Regional & Consolidated School Tax         | .98 494,242.58    |
| Financial Administration                | 15,201.90           | Business Personalty Replacement Taxes | 75,759.00                 | School Taxes in Municipal Budget           |                   |
| Assessment of Taxes                     | 7,683.10            | Taxes from Public Utilities           | 140,845.08                | County Taxes                               | 1.11 561,147.89   |
| Collection of Taxes                     | 6,875.00            | Other Miscellaneous Tax Revenues      |                           | County Library Taxes                       |                   |
| Planning, Housing & Development         | 3,200.00            | State Aid Revenues                    | 12,749.47                 | Local Municipal Purpose Taxes              | .28 142,975.72    |
| Human Resources                         | 400.00              | Federal Aid Revenues                  |                           | Veteran & Senior Citizen Taxes             | .05 22,730.00     |
| Elections                               | 700.00              | Sale of Acquired Property             |                           | Total Taxes for Rate Computation           | 3.56 1,793,003.69 |
| General Administration (other)          | 99,647.52           | Other Miscellaneous Revenues          | 91,390.16                 | Special District Taxes                     |                   |
| <b>JUDICIARY</b>                        |                     | 1969 Revenues                         | 2,166,257.86              | Bank Stock Taxes                           |                   |
| Municipal Courts                        | 3,760.08            | Prior Years Surplus Appropriated      | 244,000.00                | Added and Omitted Taxes                    | 56,223.42         |
| <b>PUBLIC SAFETY</b>                    |                     | <b>REVENUES</b>                       | <b>TOTAL</b> 2,410,257.86 | Total Taxes Levied - ABSTRACT              | 1,826,497.11      |
| Fire Protection                         | 24,775.00           |                                       |                           | <b>TOTAL TAXES BILLED</b>                  | 1,827,646.22      |
| Police Protection                       | 164,345.00          |                                       |                           | 1969 TAXES COLLECTED                       | 1,774,850.51      |
| Civil Defense & Disaster Control        | 700.00              |                                       |                           | 1969 Taxes Cancelled, Abated or Adjusted   | 364.96            |
| Environmental Inspection & Control      | 5,700.00            |                                       |                           | Transfer to Tax Title Liens or Foreclosed  | 486.20            |
| Other Public Safety                     |                     |                                       |                           | Balance Outstanding Dec. 31, 1969          | 51,944.55         |
| <b>PUBLIC WORKS</b>                     |                     |                                       |                           | <b>PRIOR YEARS TAXES OUTSTANDING</b>       |                   |
| Streets and Drainage                    | 45,882.51           |                                       |                           | Balance January 1, 1969                    | 72,364.48         |
| Sewers and Sewage Processing            |                     |                                       |                           | Collected in 1969                          | 70,663.64         |
| Garbage and Trash Disposal              | 28,000.00           |                                       |                           | Cancelled, Abated or Adjusted (1969)       |                   |
| Public Buildings and Grounds            | 12,644.00           |                                       |                           | Transfers to Tax Title Liens or Foreclosed |                   |
| Other Public Works                      |                     |                                       |                           | Balance December 31, 1969                  | 1,700.84          |
| <b>HEALTH and WELFARE</b>               |                     |                                       |                           | <b>TAX TITLE LIENS OUTSTANDING</b>         |                   |
| Health Services Except Environmental    | 7,025.00            |                                       |                           | Balance January 1, 1969                    | 3,845.91          |
| Welfare-Public Assistance               | 2,700.00            |                                       |                           | Transfers From Taxes                       | 486.20            |
| Hospitals, Clinics, First Aid           |                     |                                       |                           | Redeemed in 1969                           |                   |
| Animal, Insect, & Rodent Control        | 2,175.00            |                                       |                           | Cancelled, Abated or Adjusted (1969)       |                   |
| Other Welfare Services                  |                     |                                       |                           | Transfers to Foreclosed Property           |                   |
| <b>RECREATION and CONSERVATION</b>      |                     |                                       |                           | Balance December 31, 1969                  | 4,332.11          |
| Beaches and Boardwalks                  |                     |                                       |                           | <b>PROPERTY ACQUIRED BY DEED OR</b>        |                   |
| Parks, Playgrounds, Shade Trees         |                     |                                       |                           | <b>FORECLOSURE</b>                         |                   |
| Land Reclamation & Conservation         |                     |                                       |                           | Balance January 1, 1969                    | 11,400.00         |
| Other Recreational Services             | 16,675.00           |                                       |                           | Transfers From Taxes or Liens              |                   |
| <b>EDUCATION (excluding schools)</b>    |                     |                                       |                           | Sale for Cash (1969)                       |                   |
| Libraries                               | 13,374.50           |                                       |                           | Cancelled, Abated or Adjusted (1969)       |                   |
| Other Educational Services              |                     |                                       |                           | Balance December 31, 1969                  | 11,400.00         |
| <b>STATUTORY EXPENDITURES</b>           |                     |                                       |                           | <b>CURRENT FINANCES DECEMBER 31, 1969</b>  |                   |
| Pensions & F.I.C.A.                     | 19,691.66           |                                       |                           | <b>ASSETS</b>                              |                   |
| Employee Fringe Benefits                | 5,700.00            |                                       |                           | Cash Dec. 31, 1969                         | 353,697.93        |
| Other Statutory Expenditures            |                     |                                       |                           | Taxes Receivable                           | 53,645.39         |
| <b>MUNICIPAL FUNCTIONS</b>              |                     |                                       |                           | Tax Title Liens                            | 4,332.11          |
| <b>CAPITAL IMPROVEMENTS</b>             |                     |                                       |                           | Foreclosed Property                        | 11,400.00         |
| Streets, Roads, Sidewalks, Storm Sewers | 13,000.00           |                                       |                           | Emergencies & Other Deferred Charges       | 15,940.00         |
| <b>DEBT SERVICE</b>                     |                     |                                       |                           | State Aid Receivable                       | 9,177.00          |
| Principal Payments                      |                     |                                       |                           | Other Receivables                          | 60,746.86         |
| Interest Payments                       | 450.00              |                                       |                           | Total                                      | 508,939.29        |
| <b>DEFERRED CHARGES</b>                 |                     |                                       |                           | <b>LIABILITIES</b>                         |                   |
| SCHOOL, COUNTY, SPECIAL DISTRICT TAXES  | 4,160.00            |                                       |                           | Cash Liabilities                           | 92,386.03         |
| RESERVE FOR UNCOLLECTED TAXES           | 1,627,297.97        |                                       |                           | Reserves for Receivables                   | 130,124.36        |
|   | 88,734.11           |                                       |                           | Surplus Dec. 31, 1969                      | 286,428.90        |
| <b>EXPENDITURES</b>                     |                     |                                       |                           | Total                                      | 508,939.29        |
| <b>TOTAL</b>                            | <b>2,220,497.35</b> |                                       |                           |  |                   |



2014  
Population 1960 21,032  
Population 1969 24,300  
  
Moody Rating  
Land Area 2.70 Sq. Miles

ROSELLE BORO - UNION COUNTY  
Net Valuation Taxable 62,096,700  
State Equalized Value 145,323,426  
Net Valuation on Which County Taxes are apportioned: 146,746,663  
State Equalization Ratio .4273  
  
General Tax Rate Per \$100. 6.82  
  
State Equalized General Tax Rate: 2.91

PER CAPITA:  
Gross Debt 73.03  
Net Debt 25.32  
Debt Service .37  
Total Tax Levy 170.55  
Municipal Expenditures 94.55

PER CENT:  
Gross Debt 1.31  
Net Debt .45  
Tax Levy Collected 97.25  
Tax Levy Cancelled, Abated or Adjusted .69

| 1969 EXPENDITURES                      |                           | 1969 REVENUES                         |                           | 1969 PROPERTY TAX                          |                           |
|--|---------------------------|---------------------------------------|---------------------------|--|---------------------------|
| <b>GENERAL GOVERNMENT</b>              |                           |                                       |                           | <b>STATE EQUALIZED TAX RATE</b>            |                           |
| Governing Body & Public Boards         | 112,550.00                | 1969 — Property Taxes Collected       | 4,031,511.39              | Local District School Taxes                | 1.59 2,315,485.75         |
| Municipal Clerk                        |                           | 1969 Payments in Lieu of Taxes        |                           | Regional & Consolidated School Tax         |                           |
| Financial Administration               | 5,800.00                  | Delinquent Tax & Lien Collections     | 95,972.33                 | School Taxes in Municipal Budget           |                           |
| Assessment of Taxes                    | 15,500.00                 | Business Personalty Replacement Taxes | 136,885.00                | County Taxes                               | .44 636,417.25            |
| Collection of Taxes                    | 31,300.00                 | Taxes from Public Utilities           | 307,015.88                | County Library Taxes                       |                           |
| Planning, Housing & Development        | 4,900.00                  | Other Miscellaneous Tax Revenues      |                           | Local Municipal Purpose Taxes              | .80 1,160,163.88          |
| Human Resources                        | 3,500.00                  | State Aid Revenues                    | 93,881.60                 | Veteran & Senior Citizen Taxes             | .08 119,620.00            |
| Elections                              |                           | Federal Aid Revenues                  |                           | Total Taxes for Rate Computation           | 2.91 4,231,686.88         |
| General Administration (other)         | 26,150.00                 | Sale of Acquired Property             | 298,900.00                | Special District Taxes                     |                           |
| <b>JUDICIARY</b>                       |                           | Other Miscellaneous Revenues          | 134,955.44                | Bank Stock Taxes                           | 2,270.83                  |
| Municipal Courts                       | 12,600.00                 | 1969 Revenues                         | 5,099,121.64              | Added and Omitted Taxes                    | 29,956.23                 |
| <b>PUBLIC SAFETY</b>                   |                           | Prior Years Surplus Appropriated      | 360,000.00                | Total Taxes Levied - ABSTRACT              | 4,144,293.94              |
| Fire Protection                        | 316,700.00                | <b>REVENUES</b>                       | <b>TOTAL</b> 5,459,121.64 | <b>TOTAL TAXES BILLED</b>                  | 4,145,331.17              |
| Police Protection                      | 500,700.00                |                                       |                           | 1969 TAXES COLLECTED                       | 4,031,511.39              |
| Civil Defense & Disaster Control       | 7,900.00                  |                                       |                           | 1969 Taxes Cancelled, Abated or Adjusted   | 28,416.58                 |
| Environmental Inspection & Control     | 4,600.00                  |                                       |                           | Transfer to Tax Title Liens or Foreclosed  | 300.08                    |
| Other Public Safety                    |                           |                                       |                           | Balance Outstanding Dec. 31, 1969          | 85,103.12                 |
| <b>PUBLIC WORKS</b>                    |                           |                                       |                           | <b>PRIOR YEARS TAXES OUTSTANDING</b>       |                           |
| Streets and Drainage                   | 244,600.00                |                                       |                           | Balance January 1, 1969                    | 152,081.34                |
| Sewers and Sewage Processing           | 103,550.00                |                                       |                           | Collected in 1969                          | 77,838.14                 |
| Garbage and Trash Disposal             | 222,000.00                |                                       |                           | Cancelled, Abated or Adjusted (1969)       |                           |
| Public Buildings and Grounds           | 27,700.00                 |                                       |                           | Transfers to Tax Title Liens or Foreclosed | 11,426.21                 |
| Other Public Works                     |                           |                                       |                           | Balance December 31, 1969                  | 62,816.99                 |
| <b>HEALTH and WELFARE</b>              |                           |                                       |                           | <b>TAX TITLE LIENS OUTSTANDING</b>         |                           |
| Health Services Except Environmental   | 45,300.00                 |                                       |                           | Balance January 1, 1969                    | 18,528.88                 |
| Welfare-Public Assistance              | 15,150.00                 |                                       |                           | Transfers From Taxes                       | 12,099.62                 |
| Hospitals, Clinics, First Aid          |                           |                                       |                           | Redeemed in 1969                           | 18,134.19                 |
| Animal, Insect, & Rodent Control       | 5,700.00                  |                                       |                           | Cancelled, Abated or Adjusted (1969)       |                           |
| Other Welfare Services                 |                           |                                       |                           | Transfers to Foreclosed Property:          |                           |
| <b>RECREATION and CONSERVATION</b>     |                           |                                       |                           | Balance December 31, 1969                  | 12,494.31                 |
| Beaches and Boardwalks                 |                           |                                       |                           | <b>PROPERTY ACQUIRED BY DEED OR</b>        |                           |
| Parks, Playgrounds, Shade Trees        | 17,100.00                 |                                       |                           | <b>FORECLOSURE</b>                         |                           |
| Land Reclamation & Conservation        |                           |                                       |                           | Balance January 1, 1969                    | 489,201.00                |
| Other Recreational Services            | 39,700.00                 |                                       |                           | Transfers From Taxes or Liens              |                           |
| <b>EDUCATION (excluding schools)</b>   |                           |                                       |                           | Sale for Cash (1969)                       | 298,900.00                |
| Libraries                              | 62,000.00                 |                                       |                           | Cancelled, Abated or Adjusted (1969)       |                           |
| Other Educational Services             |                           |                                       |                           | Balance December 31, 1969                  | 190,301.00                |
| <b>STATUTORY EXPENDITURES</b>          |                           |                                       |                           | <b>CURRENT FINANCES DECEMBER 31, 1969</b>  |                           |
| Pensions & F.I.C.A.                    | 178,700.00                |                                       |                           | <b>ASSETS</b>                              |                           |
| Employee Fringe Benefits               | 27,000.00                 |                                       |                           | Cash Dec. 31, 1969                         | 834,118.19                |
| Other Statutory Expenditures           |                           |                                       |                           | Taxes Receivable                           | 147,920.11                |
| <b>MUNICIPAL FUNCTIONS</b>             | <b>TOTAL</b> 2,030,700.00 |                                       |                           | Tax Title Liens                            | 12,494.31                 |
| <b>CAPITAL IMPROVEMENTS</b>            | 50,000.00                 |                                       |                           | Foreclosed Property                        | 190,301.00                |
| <b>DEBT SERVICE</b>                    |                           |                                       |                           | Emergencies & Other Deferred Charges       | 9,000.00                  |
| Principal Payments                     | 3,000.00                  |                                       |                           | State Aid Receivable                       |                           |
| Interest Payments                      | 6,100.00                  |                                       |                           | Other Receivables                          | 7,018.65                  |
| <b>DEFERRED CHARGES</b>                |                           |                                       |                           | <b>LIABILITIES</b>                         | <b>Total</b> 1,200,852.26 |
| SCHOOL, COUNTY, SPECIAL DISTRICT TAXES | 2,951,903.00              |                                       |                           | Cash Liabilities                           | 325,860.29                |
| RESERVE FOR UNCOLLECTED TAXES          | 207,771.02                |                                       |                           | Reserves for Receivables                   | 357,734.07                |
| <b>EXPENDITURES</b>                    | <b>TOTAL</b> 5,249,474.02 |                                       |                           | Surplus Dec. 31, 1969                      | 517,257.90                |
|  |                           |                                       |                           | <b>Total</b>                               | <b>1,200,852.26</b>       |

2015  
Population 1960 12,546  
Population 1969 15,650  
  
Moody Rating  
Land Area 1.30 Sq. Miles

ROSELLE PARK BORO - UNION COUNTY  
Net Valuation Taxable 31,553,300  
State Equalized Value 87,356,866  
Net Valuation on Which County Taxes  
are apportioned: 87,160,672  
State Equalization Ratio .3612  
  
General Tax Rate Per \$100. 9.67  
  
State Equalized  
General Tax Rate: 3.49

PER CAPITA:  
Gross Debt 280.61  
Net Debt 11.03  
Debt Service .48  
Total Tax Levy 190.74  
Municipal Expenditures 74.97

PER CENT:  
Gross Debt 2.62  
Net Debt .10  
Tax Levy Collected 98.03  
Tax Levy Cancelled, Abated  
or Adjusted .05

| 1969 EXPENDITURES                               |                     | 1969 REVENUES                                   |  | 1969 PROPERTY TAX                          |              |
|---|---------------------|---|--|--|--------------|
| <b>GENERAL GOVERNMENT</b>                       |                     | 1969 — Property Taxes Collected 2,928,434.75    |  | <b>STATE EQUALIZED TAX RATE</b>            |              |
| Governing Body & Public Boards                  |                     | 1969 Payments in Lieu of Taxes 2,453.90         |  | Local District School Taxes 2.26           | 1,970,351.50 |
| Municipal Clerk                                 |                     | Delinquent Tax & Lien Collections 43,194.00     |  | Regional & Consolidated School Tax         |              |
| Financial Administration 28,500.00              |                     | Business Personalty Replacement Taxes 74,501.00 |  | School Taxes in Municipal Budget           |              |
| Assessment of Taxes 7,040.00                    |                     | Taxes from Public Utilities 152,715.29          |  | County Taxes .44                           | 380,251.76   |
| Collection of Taxes 24,775.00                   |                     | Other Miscellaneous Tax Revenues 1,709.48       |  | County Library Taxes                       |              |
| Planning, Housing & Development 950.00          |                     | State Aid Revenues 59,215.53                    |  | Local Municipal Purpose Taxes .71          | 618,859.75   |
| Human Resources                                 |                     | Federal Aid Revenues                            |  | Veteran & Senior Citizen Taxes .09         | 80,390.00    |
| Elections                                       |                     | Sale of Acquired Property 400.00                |  | Total Taxes for Rate Computation 3.50      | 3,049,853.01 |
| General Administration (other) 49,585.00        |                     | Other Miscellaneous Revenues 75,066.62          |  | Special District Taxes                     |              |
| <b>JUDICIARY</b>                                |                     | 1969 Revenues Total 3,337,690.57                |  | Bank Stock Taxes                           | 2,356.02     |
| Municipal Courts 7,875.00                       |                     | Prior Years Surplus Appropriated 200,000.00     |  | Added and Omitted Taxes                    | 13,228.56    |
| <b>PUBLIC SAFETY</b>                            |                     | <b>REVENUES TOTAL 3,537,690.57</b>              |  | Total Taxes Levied - ABSTRACT              | 2,985,047.59 |
| Fire Protection 62,100.00                       |                     |   |  | <b>TOTAL TAXES BILLED</b>                  | 2,987,398.69 |
| Police Protection 308,810.00                    |                     |   |  | 1969 TAXES COLLECTED                       | 2,928,434.75 |
| Civil Defense & Disaster Control 6,080.00       |                     |   |  | 1969 Taxes Cancelled, Abated or Adjusted   | 1,500.73     |
| Environmental Inspection & Control 3,855.00     |                     |   |  | Transfer to Tax Title Liens or Foreclosed  | 4,604.66     |
| Other Public Safety                             |                     |   |  | Balance Outstanding Dec. 31, 1969          | 52,858.55    |
| <b>PUBLIC WORKS</b>                             |                     |   |  | <b>PRIOR YEARS TAXES OUTSTANDING</b>       |              |
| Streets and Drainage 147,515.00                 |                     |   |  | Balance January 1, 1969                    | 44,997.24    |
| Sewers and Sewage Processing 16,415.00          |                     |   |  | Collected in 1969                          | 43,066.34    |
| Garbage and Trash Disposal 100,200.00           |                     |   |  | Cancelled, Abated or Adjusted (1969)       | 495.90       |
| Public Buildings and Grounds 26,325.00          |                     |   |  | Transfers to Tax Title Liens or Foreclosed | 1,435.00     |
| Other Public Works                              |                     |   |  | Balance December 31, 1969                  |              |
| <b>HEALTH and WELFARE</b>                       |                     |   |  | <b>TAX TITLE LIENS OUTSTANDING</b>         |              |
| Health Services Except Environmental 21,485.00  |                     |   |  | Balance January 1, 1969                    | 11,981.05    |
| Welfare-Public Assistance 8,550.00              |                     |   |  | Transfers From Taxes                       | 6,239.75     |
| Hospitals, Clinics, First Aid                   |                     |   |  | Redeemed in 1969                           | 127.66       |
| Animal, Insect, & Rodent Control 3,550.00       |                     |   |  | Cancelled, Abated or Adjusted (1969)       | 1,781.41     |
| Other Welfare Services                          |                     |   |  | Transfers to Foreclosed Property           |              |
| <b>RECREATION and CONSERVATION</b>              |                     |   |  | Balance December 31, 1969                  | 16,311.73    |
| Beaches and Boardwalks                          |                     |   |  | <b>PROPERTY ACQUIRED BY DEED OR</b>        |              |
| Parks, Playgrounds, Shade Trees 37,740.00       |                     |   |  | <b>FORECLOSURE</b>                         |              |
| Land Reclamation & Conservation                 |                     |   |  | Balance January 1, 1969                    | 18,500.00    |
| Other Recreational Services 2,305.00            |                     |   |  | Transfers From Taxes or Liens              |              |
| <b>EDUCATION (excluding schools)</b>            |                     |   |  | Sale for Cash (1969)                       | 400.00       |
| Libraries 33,535.00                             |                     |   |  | Cancelled, Abated or Adjusted (1969)       | 200.00       |
| Other Educational Services                      |                     |   |  | Balance December 31, 1969                  | 17,900.00    |
| <b>STATUTORY EXPENDITURES</b>                   |                     |   |  | <b>CURRENT FINANCES DECEMBER 31, 1969</b>  |              |
| Pensions & F.I.C.A. 72,795.00                   |                     |   |  | <b>ASSETS</b>                              |              |
| Employee Fringe Benefits 17,075.00              |                     |   |  | Cash Dec. 31, 1969                         | 344,613.51   |
| Other Statutory Expenditures                    |                     |   |  | Taxes Receivable                           | 52,858.55    |
| <b>MUNICIPAL FUNCTIONS</b>                      |                     |   |  | Tax Title Liens                            | 16,311.73    |
| <b>CAPITAL IMPROVEMENTS</b>                     |                     |   |  | Foreclosed Property                        | 17,900.00    |
| <b>DEBT SERVICE</b>                             |                     |   |  | Emergencies & Other Deferred Charges       |              |
| Principal Payments 6,000.00                     |                     |   |  | State Aid Receivable                       |              |
| Interest Payments 1,525.00                      |                     |   |  | Other Receivables                          | 9,845.50     |
|   |                     |   |  | Total                                      | 441,529.29   |
| <b>DEFERRED CHARGES</b>                         |                     |   |  | <b>LIABILITIES</b>                         |              |
| SCHOOL, COUNTY, SPECIAL DISTRICT TAXES 7,500.00 |                     |   |  | Cash Liabilities                           | 108,660.26   |
| <b>RESERVE FOR UNCOLLECTED TAXES</b>            |                     |   |  | Reserves for Receivables                   | 96,915.78    |
|   |                     |   |  | Surplus Dec. 31, 1969                      | 235,953.25   |
| <b>EXPENDITURES TOTAL</b>                       | <b>3,523,824.84</b> |   |  | Total                                      | 441,529.29   |

1436  
Population 1960 9,983  
Population 1969 14,480  
S & P Rating A  
Moody Rating BAA  
Land Area 21.00 Sq. Miles

ROXBURY TWP - MORRIS COUNTY  
Net Valuation Taxable 58,078,179  
State Equalized Value 128,576,885 General Tax Rate Per \$100. 7.62  
Net Valuation on Which County Taxes are apportioned: 121,271,135 State Equalized General Tax Rate: 3.44  
State Equalization Ratio .4517

PER CAPITA:  
Gross Debt 1,051.80  
Net Debt 491.13  
Debt Service  
Total Tax Levy 304.73  
Municipal Expenditures 104.03

PER CENT:  
Gross Debt 13.73  
Net Debt 6.41  
Tax Levy Collected 94.84  
Tax Levy Cancelled, Abated or Adjusted .08

| 1969 EXPENDITURES                      |                     | 1969 REVENUES                                |                     | 1969 PROPERTY TAX                                 |                     |
|--|---------------------|--|---------------------|---|---------------------|
| <b>GENERAL GOVERNMENT</b>              |                     | 1969 — Property Taxes Collected 4,185,529.78 |                     | <b>STATE EQUALIZED TAX RATE</b>                   |                     |
| Governing Body & Public Boards         |                     | 1969 Payments in Lieu of Taxes               |                     | Local District School Taxes 2.53                  | 3,254,415.50        |
| Municipal Clerk                        |                     | Delinquent Tax & Lien Collections            | 220,555.47          | Regional & Consolidated School Tax                |                     |
| Financial Administration               | 53,794.86           | Business Personalty Replacement Taxes        | 266,543.00          | School Taxes in Municipal Budget                  |                     |
| Assessment of Taxes                    | 16,295.00           | Taxes from Public Utilities                  | 190,827.67          | County Taxes .38                                  | 487,241.76          |
| Collection of Taxes                    | 24,234.10           | Other Miscellaneous Tax Revenues             | 11,474.37           | County Library Taxes .03                          | 36,406.50           |
| Planning, Housing & Development        | 12,845.00           | State Aid Revenues                           | 48,037.07           | Local Municipal Purpose Taxes .43                 | 557,493.32          |
| Human Resources                        |                     | Federal Aid Revenues                         |                     | Veteran & Senior Citizen Taxes .07                | 89,420.00           |
| Elections                              | 1,450.00            | Sale of Acquired Property                    | 6,900.00            | Total Taxes for Rate Computation 3.44             | 4,424,977.08        |
| General Administration (other)         | 90,443.40           | Other Miscellaneous Revenues                 | 116,987.56          | Special District Taxes                            |                     |
| <b>JUDICIARY</b>                       |                     | 1969 Revenues Total                          | 5,046,854.92        | Bank Stock Taxes                                  | 8,178.21            |
| Municipal Courts                       | 17,190.00           | Prior Years Surplus Appropriated             | 205,000.00          | Added and Omitted Taxes                           | 68,801.81           |
| <b>PUBLIC SAFETY</b>                   |                     | <b>REVENUES TOTAL</b>                        | <b>5,251,854.92</b> | Total Taxes Levied - ABSTRACT                     | 4,412,537.10        |
| Fire Protection                        | 17,837.50           |  |                     | <b>TOTAL TAXES BILLED</b>                         | <b>4,413,430.40</b> |
| Police Protection                      | 191,209.00          |  |                     | 1969 TAXES COLLECTED                              | 4,185,529.78        |
| Civil Defense & Disaster Control       | 4,808.00            |  |                     | 1969 REAL PROPERTY VALUATIONS                     |                     |
| Environmental Inspection & Control     | 7,968.69            |  |                     | Code Class # of Parcels %VAL'N ASSESSED VALUATION |                     |
| Other Public Safety                    |                     |  |                     | 1 Vacant Land 1516 7.58 4,146,800.00              |                     |
| <b>PUBLIC WORKS</b>                    |                     |  |                     | 2 Residential 4180 69.61 38,091,810.00            |                     |
| Streets and Drainage                   | 239,752.23          |  |                     | 3 Farm 24 .74 403,250.00                          |                     |
| Sewers and Sewage Processing           |                     |  |                     | 4a Commercial 220 15.46 8,459,675.00              |                     |
| Garbage and Trash Disposal             | 97,700.00           |  |                     | 4b Industrial 12 6.62 3,622,815.00                |                     |
| Public Buildings and Grounds           | 28,650.00           |  |                     | 4c Apartments                                     |                     |
| Other Public Works                     |                     |  |                     | Total 5952 100.01 54,724,350.00                   |                     |
| <b>HEALTH and WELFARE</b>              |                     |  |                     | <b>CAPITAL DEBT AUTHORIZED, DECEMBER 31, 1969</b> |                     |
| Health Services Except Environmental   | 36,325.00           |  |                     | ISSUED AND UNISSUED GROSS DEBT NET DEBT           |                     |
| Welfare-Public Assistance              | 17,940.00           |  |                     | School 11,302,000 6,865,262                       |                     |
| Hospitals, Clinics, First Aid          | 2,000.00            |  |                     | Self-liquidating 3,928,000 246,298                |                     |
| Animal, Insect, & Rodent Control       |                     |  |                     | Other   |                     |
| Other Welfare Services                 |                     |  |                     | Total 15,230,000 7,111,560                        |                     |
| <b>RECREATION and CONSERVATION</b>     |                     |  |                     | <b>ISSUED AND OUTSTANDING</b>                     |                     |
| Beaches and Boardwalks                 |                     |  |                     | School  | 2,032,000.00        |
| Parks, Playgrounds, Shade Trees        | 43,007.45           |  |                     | Self-Liquidating                                  | 3,928,000.00        |
| Land Reclamation & Conservation        |                     |  |                     | Other   |                     |
| Other Recreational Services            | 10,150.00           |  |                     | Total   | 5,960,000.00        |
| <b>EDUCATION (excluding schools)</b>   |                     |  |                     | <b>EQUALIZED VALUATION BASIS</b>                  |                     |
| Libraries                              | 32,000.00           |  |                     | FOR NET DEBT COMPUTATION                          | 110,918,428.00      |
| Other Educational Services             |                     |  |                     | 1969 CAPITAL OUTLAY TOTAL                         | 1,533,885.88        |
| <b>STATUTORY EXPENDITURES</b>          |                     |  |                     | Beaches and Boardwalks                            | 12,000.00           |
| Pensions & F.I.C.A.                    | 54,401.00           |  |                     | Parks and Playgrounds                             | 18,000.00           |
| Employee Fringe Benefits               |                     |  |                     | Public Buildings and Grounds                      |                     |
| Other Statutory Expenditures           |                     |  |                     | Vehicular Equipment                               |                     |
| <b>MUNICIPAL FUNCTIONS</b>             |                     |  |                     | Streets, Roads, Sidewalks, Storm Sewers           | 10,000.00           |
| <b>CAPITAL IMPROVEMENTS</b>            |                     |  |                     | Sewer System                                      | 927,619.41          |
| <b>DEBT SERVICE</b>                    |                     |  |                     | Water Service                                     | 524,766.47          |
| Principal Payments                     |                     |  |                     | Other Utilities                                   |                     |
| Interest Payments                      |                     |  |                     | Hospitals and Clinics                             |                     |
| <b>DEFERRED CHARGES</b>                |                     |  |                     | Garbage and Trash Disposal Facilities             |                     |
| SCHOOL, COUNTY, SPECIAL DISTRICT TAXES | 23,559.95           |  |                     | Health Equipment                                  |                     |
| RESERVE FOR UNCOLLECTED TAXES          | 3,778,063.76        |  |                     | Library and Education Facilities                  |                     |
|  | 382,781.26          |  |                     | Conservation and Recreation                       |                     |
|  |                     |  |                     | Other Expenditures                                | 41,500.00           |
| <b>EXPENDITURES TOTAL</b>              | <b>5,284,406.20</b> |  |                     |   |                     |
|  |                     |  |                     | <b>LIABILITIES</b>                                |                     |
|  |                     |  |                     | Cash Liabilities                                  | 199,141.20          |
|  |                     |  |                     | Reserves for Receivables                          | 333,941.98          |
|  |                     |  |                     | Surplus Dec. 31, 1969                             | 622,034.43          |
|  |                     |  |                     | <b>Total</b>                                      | <b>1,155,117.61</b> |

1342  
Population 1960 6,405  
Population 1969 7,360  
Moody Rating  
Land Area 5.30 Sq. Miles

RUMSON BORO - MONMOUTH COUNTY  
Net Valuation Taxable 85,249,982  
State Equalized Value 94,001,523  
Net Valuation on Which County Taxes  
are apportioned: 86,787,165  
State Equalization Ratio .9069  
General Tax Rate Per \$100. 3.18  
State Equalized  
General Tax Rate: 2.88

PER CAPITA:  
Gross Debt 215.06  
Net Debt 13.45  
Debt Service  
Total Tax Levy 367.45  
Municipal Expenditures 126.56

PER CENT:  
Gross Debt 1.81  
Net Debt .11  
Tax Levy Collected 95.23  
Tax Levy Cancelled, Abated  
or Adjusted .05

| 1969 EXPENDITURES                      |              | 1969 REVENUES                                     |  | 1969 PROPERTY TAX                                  |  |
|--|--------------|---|--|--|--|
| GENERAL GOVERNMENT                     |              | 1969 — Property Taxes Collected                   |  | STATE EQUALIZED TAX RATE                           |  |
| Governing Body & Public Boards         |              | 2,575,296.81                                      |  | Local District School Taxes .90 850,188.50         |  |
| Municipal Clerk                        |              | 110,944.26  |  | Regional & Consolidated School Tax .81 759,587.93  |  |
| Financial Administration               | 24,300.00    | 11,294.00   |  | School Taxes in Municipal Budget .55 519,292.80    |  |
| Assessment of Taxes                    | 14,685.00    | 123,885.61  |  | County Library Taxes .02 19,428.15                 |  |
| Collection of Taxes                    | 14,025.00    | 30,527.25   |  | Local Municipal Purpose Taxes .54 512,153.98       |  |
| Planning, Housing & Development        | 475.00       | 94,679.35   |  | Veteran & Senior Citizen Taxes .05 47,790.00       |  |
| Human Resources                        |              | 2,946,627.28                                      |  | Total Taxes for Rate Computation 2.87 2,708,441.36 |  |
| Elections                              | 1,100.00     | 77,275.00   |  | Special District Taxes                             |  |
| General Administration (other)         | 38,625.00    | 3,023,902.28                                      |  | Bank Stock Taxes                                   |  |
| JUDICIARY                              |              | 1969 REAL PROPERTY VALUATIONS                     |  | Added and Omitted Taxes                            |  |
| Municipal Courts                       | 6,500.00     | Code Class # of Parcels %VAL'N ASSESSED VALUATION |  | Total Taxes Levied - ABSTRACT                      |  |
| PUBLIC SAFETY                          |              | 1 1 Vacant Land 312 4.96 4,196,900.00             |  | TOTAL TAXES BILLED                                 |  |
| Fire Protection                        | 25,900.00    | 2 2 Residential 2100 90.38 76,423,850.00          |  | 1969 TAXES COLLECTED                               |  |
| Police Protection                      | 161,855.00   | 3 3 Farm 4a Commercial 68 4.50 3,807,950.00       |  | 1969 Taxes Cancelled, Abated or Adjusted           |  |
| Civil Defense & Disaster Control       | 100.00       | 4b Industrial 4c Apartments 2 .15 126,700.00      |  | Transfer to Tax Title Liens or Foreclosed          |  |
| Environmental Inspection & Control     | 9,025.00     | Total 2482 99.99 84,555,400.00                    |  | Balance Outstanding Dec. 31, 1969                  |  |
| Other Public Safety                    |              | CAPITAL DEBT AUTHORIZED, DECEMBER 31, 1969        |  | PRIOR YEARS TAXES OUTSTANDING                      |  |
| PUBLIC WORKS                           |              | ISSUED AND UNISSUED GROSS DEBT NET DEBT           |  | Balance January 1, 1969                            |  |
| Streets and Drainage                   | 146,240.00   | School 1,483,808                                  |  | Collected in 1969                                  |  |
| Sewers and Sewage Processing           | 55,250.00    | Self-liquidating 99,000                           |  | Cancelled, Abated or Adjusted (1969)               |  |
| Garbage and Trash Disposal             | 11,575.00    | Other 99,000                                      |  | Transfers to Tax Title Liens or Foreclosed         |  |
| Public Buildings and Grounds           |              | Total 1,582,808                                   |  | Balance December 31, 1969                          |  |
| Other Public Works                     |              | EQUALIZED VALUATION BASIS                         |  | TAX TITLE LIENS OUTSTANDING                        |  |
| HEALTH and WELFARE                     |              | FOR NET DEBT COMPUTATION                          |  | Balance January 1, 1969                            |  |
| Health Services Except Environmental   | 9,815.00     | 1969 CAPITAL OUTLAY TOTAL                         |  | Transfers From Taxes                               |  |
| Welfare-Public Assistance              | 2,700.00     | Beaches and Boardwalks                            |  | Redeemed in 1969                                   |  |
| Hospitals, Clinics, First Aid          | 3,000.00     | Parks and Playgrounds                             |  | Cancelled, Abated or Adjusted (1969)               |  |
| Animal, Insect, & Rodent Control       |              | Public Buildings and Grounds                      |  | Transfers to Foreclosed Property:                  |  |
| Other Welfare Services                 |              | Vehicular Equipment                               |  | Balance December 31, 1969                          |  |
| RECREATION and CONSERVATION            |              | Streets, Roads, Sidewalks, Storm Sewers           |  | PROPERTY ACQUIRED BY DEED OR                       |  |
| Beaches and Boardwalks                 | 9,900.00     | Sewer System                                      |  | FORECLOSURE  |  |
| Parks, Playgrounds, Shade Trees        | 11,565.00    | Water Service                                     |  | Balance January 1, 1969                            |  |
| Land Reclamation & Conservation        |              | Other Utilities                                   |  | Transfers From Taxes or Liens                      |  |
| Other Recreational Services            |              | Hospitals and Clinics                             |  | Sale for Cash (1969)                               |  |
| EDUCATION (excluding schools)          |              | Garbage and Trash Disposal Facilities             |  | Cancelled, Abated or Adjusted (1969)               |  |
| Libraries                              | 20,000.00    | Health Equipment                                  |  | Balance December 31, 1969                          |  |
| Other Educational Services             |              | Library and Education Facilities                  |  | CURRENT FINANCES DECEMBER 31, 1969                 |  |
| STATUTORY EXPENDITURES                 |              | Conservation and Recreation                       |  | ASSETS   |  |
| Pensions & F.I.C.A.                    | 70,200.00    | Other Expenditures                                |  | Cash Dec. 31, 1969                                 |  |
| Employee Fringe Benefits               | 11,500.00    |   |  | Taxes Receivable                                   |  |
| Other Statutory Expenditures           |              |   |  | Tax Title Liens                                    |  |
| MUNICIPAL FUNCTIONS                    | 648,335.00   |   |  | Foreclosed Property                                |  |
| CAPITAL IMPROVEMENTS                   | 116,495.00   |   |  | Emergencies & Other Deferred Charges               |  |
| DEBT SERVICE                           |              |   |  | State Aid Receivable                               |  |
| Principal Payments                     |              |   |  | Other Receivables                                  |  |
| Interest Payments                      |              |   |  | Total  |  |
| DEFERRED CHARGES                       | 608.00       |   |  | LIABILITIES  |  |
| SCHOOL, COUNTY, SPECIAL DISTRICT TAXES | 2,148,497.38 |   |  | Cash Liabilities                                   |  |
| RESERVE FOR UNCOLLECTED TAXES          | 166,078.46   |   |  | Reserves for Receivables                           |  |
| EXPENDITURES                           | 3,080,013.84 |   |  | Surplus Dec. 31, 1969                              |  |
| TOTAL                                  |              |   |  | Total  |  |

0430  
Population 1960 8,396  
Population 1969 11,700  
  
Moody Rating  
Land Area 2.12 Sq. Miles

RUNNEMEDE BORO - CAMDEN COUNTY  
Net Valuation Taxable 19,420,431  
State Equalized Value 44,542,272  
Net Valuation on Which County Taxes are apportioned: 46,250,522  
State Equalization Ratio .4360  
  
General Tax Rate Per \$100. 7.26  
  
State Equalized General Tax Rate: 3.16

PER CAPITA:  
Gross Debt 113.62  
Net Debt 6.60  
Debt Service 1.45  
Total Tax Levy 117.73  
Municipal Expenditures 51.79

PER CENT:  
Gross Debt 3.18  
Net Debt .18  
Tax Levy Collected 96.83  
Tax Levy Cancelled, Abated or Adjusted

| 1969 EXPENDITURES                             |                           | 1969 REVENUES                                     |                           | 1969 PROPERTY TAX                          |                   |
|---|---------------------------|---|---------------------------|--|-------------------|
| <b>GENERAL GOVERNMENT</b>                     |                           | 1969 — Property Taxes Collected                   |                           | <b>STATE EQUALIZED TAX RATE</b>            |                   |
| Governing Body & Public Boards                |                           |   | 1,334,419.57              | Local District School Taxes                | .81 359,628.00    |
| Municipal Clerk                               |                           | 1969 Payments in Lieu of Taxes                    | 16,451.22                 | Regional & Consolidated School Tax         | .85 380,081.46    |
| Financial Administration                      | 5,002.93                  | Delinquent Tax & Lien Collections                 | 48,239.35                 | School Taxes in Municipal Budget           |                   |
| Assessment of Taxes                           | 5,600.00                  | Business Personalty Replacement Taxes             | 44,489.00                 | County Taxes                               | .97 434,209.27    |
| Collection of Taxes                           | 19,486.57                 | Taxes from Public Utilities                       | 132,619.36                | County Library Taxes                       | .02 9,564.13      |
| Planning, Housing & Development               | 4,091.65                  | Other Miscellaneous Tax Revenues                  |                           | Local Municipal Purpose Taxes              | .37 163,268.18    |
| Human Resources                               |                           | State Aid Revenues                                | 51,049.27                 | Veteran & Senior Citizen Taxes             | .14 62,740.00     |
| Elections                                     | 1,464.70                  | Federal Aid Revenues                              |                           | Total Taxes for Rate Computation           | 3.16 1,409,491.04 |
| General Administration (other)                | 48,216.13                 | Sale of Acquired Property                         | 11,700.00                 | Special District Taxes                     |                   |
| <b>JUDICIARY</b>                              |                           | Other Miscellaneous Revenues                      | 37,129.34                 | Bank Stock Taxes                           | 2,902.83          |
| Municipal Courts                              | 4,673.15                  | 1969 Revenues                                     | 1,676,097.11              | Added and Omitted Taxes                    | 27,834.22         |
| <b>PUBLIC SAFETY</b>                          |                           | Prior Years Surplus Appropriated                  | 150,000.00                | Total Taxes Levied - ABSTRACT              | 1,377,488.09      |
| Fire Protection                               | 16,710.12                 | <b>REVENUES</b>                                   | <b>TOTAL</b> 1,826,097.11 | <b>TOTAL TAXES BILLED</b>                  | 1,378,159.09      |
| Police Protection                             | 138,530.67                |   |                           | <b>1969 TAXES COLLECTED</b>                | 1,334,419.57      |
| Civil Defense & Disaster Control              | 1,250.00                  | <b>1969 REAL PROPERTY VALUATIONS</b>              |                           | 1969 Taxes Cancelled, Abated or Adjusted   | 38.00             |
| Environmental Inspection & Control            | 3,500.00                  | Code Class # of Parcels %VAL'N                    | ASSESSED VALUATION        | Transfer to Tax Title Liens or Foreclosed  |                   |
| Other Public Safety                           |                           | 1 Vacant Land 125 1.26                            | 242,735.00                | Balance Outstanding Dec. 31, 1969          | 43,701.52         |
| <b>PUBLIC WORKS</b>                           |                           | 2 Residential 2309 73.13                          | 14,057,145.00             | <b>PRIOR YEARS TAXES OUTSTANDING</b>       |                   |
| Streets and Drainage                          | 89,929.46                 | 3 Farm  |                           | Balance January 1, 1969                    | 51,008.51         |
| Sewers and Sewage Processing                  |                           | 4a Commercial 145 11.76                           | 2,260,830.00              | Collected in 1969                          | 47,839.74         |
| Garbage and Trash Disposal                    | 8,100.00                  | 4b Industrial 7 1.91                              | 367,375.00                | Cancelled, Abated or Adjusted (1969)       | 3,168.77          |
| Public Buildings and Grounds                  |                           | 4c Apartments 18 11.94                            | 2,294,600.00              | Transfers to Tax Title Liens or Foreclosed |                   |
| Other Public Works                            |                           | Total 2604 100.00                                 | 19,222,685.00             | Balance December 31, 1969                  |                   |
| <b>HEALTH and WELFARE</b>                     |                           | <b>CAPITAL DEBT AUTHORIZED, DECEMBER 31, 1969</b> |                           | <b>TAX TITLE LIENS OUTSTANDING</b>         |                   |
| Health Services Except Environmental          | 7,093.00                  | ISSUED AND UNISSUED                               | GROSS DEBT                | Balance January 1, 1969                    | 1,759.43          |
| Welfare-Public Assistance                     | 2,930.00                  | School  | 1,252,097                 | Transfers From Taxes                       |                   |
| Hospitals, Clinics, First Aid                 |                           | Self-liquidating                                  |                           | Redeemed in 1969                           | 399.61            |
| Animal, Insect, & Rodent Control              |                           | Other   | 77,264                    | Cancelled, Abated or Adjusted (1969)       |                   |
| Other Welfare Services                        |                           | Total   | 1,329,361                 | Transfers to Foreclosed Property           |                   |
| <b>RECREATION and CONSERVATION</b>            |                           | ISSUED AND OUTSTANDING                            |                           | Balance December 31, 1969                  | 1,359.82          |
| Beaches and Boardwalks                        |                           | School  | 1,252,097.26              | <b>PROPERTY ACQUIRED BY DEED OR</b>        |                   |
| Parks, Playgrounds, Shade Trees               |                           | Self-Liquidating                                  |                           | <b>FORECLOSURE</b>                         |                   |
| Land Reclamation & Conservation               |                           | Other   | 10,000.00                 | Balance January 1, 1969                    | 40,174.80         |
| Other Recreational Services                   | 15,237.50                 | Total   | 1,262,097.26              | Transfers From Taxes or Liens              |                   |
| <b>EDUCATION (excluding schools)</b>          |                           | <b>EQUALIZED VALUATION BASIS</b>                  |                           | Sale for Cash (1969)                       | 11,700.00         |
| Libraries                                     | 1,712.68                  | <b>FOR NET DEBT COMPUTATION</b>                   | 41,787,528.33             | Cancelled, Abated or Adjusted (1969)       |                   |
| Other Educational Services                    |                           | 1969 CAPITAL OUTLAY                               | TOTAL 80,907.36           | Balance December 31, 1969                  | 28,474.80         |
| <b>STATUTORY EXPENDITURES</b>                 |                           | Beaches and Boardwalks                            |                           | <b>CURRENT FINANCES DECEMBER 31, 1969</b>  |                   |
| Pensions & F.I.C.A.                           | 25,888.09                 | Parks and Playgrounds                             |                           | <b>ASSETS</b>                              |                   |
| Employee Fringe Benefits                      | 6,000.00                  | Public Buildings and Grounds                      | 4,000.00                  | Cash Dec. 31, 1969                         | 222,697.86        |
| Other Statutory Expenditures                  |                           | Vehicular Equipment                               | 16,435.00                 | Taxes Receivable                           | 43,701.52         |
| <b>MUNICIPAL FUNCTIONS</b>                    | <b>TOTAL</b> 405,416.65   | Streets, Roads, Sidewalks, Storm Sewers           | 60,472.36                 | Tax Title Liens                            | 1,359.82          |
| <b>CAPITAL IMPROVEMENTS</b>                   | 69,272.36                 | Sewer System                                      |                           | Foreclosed Property                        | 28,474.80         |
| <b>DEBT SERVICE</b>                           |                           | Water Service                                     |                           | Emergencies & Other Deferred Charges       | 18,643.29         |
| Principal Payments                            | 16,000.00                 | Other Utilities                                   |                           | State Aid Receivable                       | 12,000.00         |
| Interest Payments                             | 1,000.00                  | Hospitals and Clinics                             |                           | Other Receivables                          | 15,976.98         |
| <b>DEFERRED CHARGES</b>                       | 21,466.31                 | Garbage and Trash Disposal Facilities             |                           | Total                                      | 342,854.27        |
| <b>SCHOOL, COUNTY, SPECIAL DISTRICT TAXES</b> | 1,183,482.86              | Health Equipment                                  |                           | <b>LIABILITIES</b>                         |                   |
| <b>RESERVE FOR UNCOLLECTED TAXES</b>          | 92,748.69                 | Library and Education Facilities                  |                           | Cash Liabilities                           | 48,598.70         |
|   |                           | Conservation and Recreation                       |                           | Reserves for Receivables                   | 89,513.12         |
| <b>EXPENDITURES</b>                           | <b>TOTAL</b> 1,789,386.87 | Other Expenditures                                |                           | Surplus Dec. 31, 1969                      | 204,742.45        |
|   |                           |   |                           | Total                                      | 342,854.27        |

0256  
Population 1960 20,473  
Population 1969 21,590  
Moody Rating  
Land Area 2.60 Sq. Miles

RUTHERFORD BORO - BERGEN COUNTY  
Net Valuation Taxable 124,445,617  
State Equalized Value 162,865,615  
Net Valuation on Which County Taxes  
are apportioned: 152,289,768  
State Equalization Ratio .7641  
General Tax Rate Per \$100. 3.70  
State Equalized  
General Tax Rate: 2.82

PER CAPITA:  
Gross Debt 29.27  
Net Debt  
Debt Service  
Total Tax Levy 209.41  
Municipal Expenditures 107.87

PER CENT:  
Gross Debt .43  
Net Debt  
Tax Levy Collected 98.28  
Tax Levy Cancelled, Abated  
or Adjusted .12

| 1969 EXPENDITURES                                   |  | 1969 REVENUES                                   |  | 1969 PROPERTY TAX                          |              |
|---|--|---|--|--|--------------|
| <b>GENERAL GOVERNMENT</b>                           |  | 1969 — Property Taxes Collected 4,455,532.30    |  | <b>STATE EQUALIZED TAX RATE</b>            |              |
| Governing Body & Public Boards                      |  | 1969 Payments in Lieu of Taxes 6,140.38         |  | Local District School Taxes 1.51           | 2,453,484.00 |
| Municipal Clerk                                     |  | Delinquent Tax & Lien Collections 64,386.78     |  | Regional & Consolidated School Tax         |              |
| Financial Administration 92,000.00                  |  | Business Personalty Replacement Taxes 82,544.00 |  | School Taxes in Municipal Budget           |              |
| Assessment of Taxes 21,210.00                       |  | Taxes from Public Utilities 242,301.76          |  | County Taxes .38                           | 626,071.65   |
| Collection of Taxes 24,905.00                       |  | Other Miscellaneous Tax Revenues                |  | County Library Taxes                       |              |
| Planning, Housing & Development 5,500.00            |  | State Aid Revenues 90,514.44                    |  | Local Municipal Purpose Taxes .86          | 1,406,550.69 |
| Human Resources                                     |  | Federal Aid Revenues                            |  | Veteran & Senior Citizen Taxes .07         | 107,150.00   |
| Elections   |  | Sale of Acquired Property                       |  | Total Taxes for Rate Computation 2.82      | 4,593,256.34 |
| General Administration (other) 86,952.00            |  | Other Miscellaneous Revenues 205,423.44         |  | Special District Taxes                     |              |
| <b>JUDICIARY</b>                                    |  | 1969 Revenues Total 5,146,843.10                |  | Bank Stock Taxes                           | 21,913.53    |
| Municipal Courts 22,425.00                          |  | Prior Years Surplus Appropriated 290,000.00     |  | Added and Omitted Taxes                    | 13,109.10    |
| <b>PUBLIC SAFETY</b>                                |  | <b>REVENUES TOTAL 5,436,843.10</b>              |  | Total Taxes Levied - ABSTRACT              | 4,521,128.97 |
| Fire Protection 79,600.00                           |  |   |  | <b>TOTAL TAXES BILLED</b>                  | 4,533,400.46 |
| Police Protection 498,346.00                        |  |   |  | 1969 TAXES COLLECTED                       | 4,455,532.30 |
| Civil Defense & Disaster Control 3,380.00           |  |   |  | 1969 Taxes Cancelled, Abated or Adjusted   | 5,614.25     |
| Environmental Inspection & Control 18,182.00        |  |   |  | Transfer to Tax Title Liens or Foreclosed  | 1,043.40     |
| Other Public Safety                                 |  |   |  | Balance Outstanding Dec. 31, 1969          | 71,210.51    |
| <b>PUBLIC WORKS</b>                                 |  |   |  | <b>PRIOR YEARS TAXES OUTSTANDING</b>       |              |
| Streets and Drainage 198,177.00                     |  |   |  | Balance January 1, 1969                    | 68,496.42    |
| Sewers and Sewage Processing 78,300.00              |  |   |  | Collected in 1969                          | 64,386.78    |
| Garbage and Trash Disposal 181,089.00               |  |   |  | Cancelled, Abated or Adjusted (1969)       |              |
| Public Buildings and Grounds 42,128.00              |  |   |  | Transfers to Tax Title Liens or Foreclosed | 340.08       |
| Other Public Works                                  |  |   |  | Balance December 31, 1969                  | 3,769.56     |
| <b>HEALTH and WELFARE</b>                           |  |   |  | <b>TAX TITLE LIENS OUTSTANDING</b>         |              |
| Health Services Except Environmental 50,440.00      |  |   |  | Balance January 1, 1969                    | 3,311.23     |
| Welfare-Public Assistance 8,100.00                  |  |   |  | Transfers From Taxes                       | 1,436.09     |
| Hospitals, Clinics, First Aid                       |  |   |  | Redeemed in 1969                           |              |
| Animal, Insect, & Rodent Control                    |  |   |  | Cancelled, Abated or Adjusted (1969)       |              |
| Other Welfare Services                              |  |   |  | Transfers to Foreclosed Property:          |              |
| <b>RECREATION and CONSERVATION</b>                  |  |   |  | Balance December 31, 1969                  | 4,747.32     |
| Beaches and Boardwalks                              |  |   |  | <b>PROPERTY ACQUIRED BY DEED OR</b>        |              |
| Parks, Playgrounds, Shade Trees 85,543.00           |  |   |  | <b>FORECLOSURE</b>                         |              |
| Land Reclamation & Conservation                     |  |   |  | Balance January 1, 1969                    | 8,525.00     |
| Other Recreational Services 76,780.00               |  |   |  | Transfers From Taxes or Liens              |              |
| <b>EDUCATION (excluding schools)</b>                |  |   |  | Sale for Cash (1969)                       |              |
| Libraries 99,792.00                                 |  |   |  | Cancelled, Abated or Adjusted (1969)       |              |
| Other Educational Services 500.00                   |  |   |  | Balance December 31, 1969                  | 8,525.00     |
| <b>STATUTORY EXPENDITURES</b>                       |  |   |  | <b>CURRENT FINANCES DECEMBER 31, 1969</b>  |              |
| Pensions & F.I.C.A. 187,000.00                      |  |   |  | <b>ASSETS</b>                              |              |
| Employee Fringe Benefits 40,600.00                  |  |   |  | Cash Dec. 31, 1969                         | 608,882.58   |
| Other Statutory Expenditures                        |  |   |  | Taxes Receivable                           | 74,980.07    |
| <b>MUNICIPAL FUNCTIONS</b>                          |  |   |  | Tax Title Liens                            | 4,747.32     |
| <b>CAPITAL IMPROVEMENTS</b>                         |  |   |  | Foreclosed Property                        | 8,525.00     |
| <b>DEBT SERVICE</b>                                 |  |   |  | Emergencies & Other Deferred Charges       |              |
| Principal Payments                                  |  |   |  | State Aid Receivable                       | 45,089.84    |
| Interest Payments                                   |  |   |  | Other Receivables                          | 3,000.00     |
|   |  |   |  | Total                                      | 745,224.81   |
| <b>DEFERRED CHARGES</b>                             |  |   |  | <b>LIABILITIES</b>                         |              |
| SCHOOL, COUNTY, SPECIAL DISTRICT TAXES 3,079,555.65 |  |   |  | Cash Liabilities                           | 278,840.06   |
| RESERVE FOR UNCOLLECTED TAXES 178,562.36            |  |   |  | Reserves for Receivables                   | 91,677.39    |
|   |  |   |  | Surplus Dec. 31, 1969                      | 374,707.36   |
| <b>EXPENDITURES TOTAL 5,408,367.01</b>              |  |   |  | Total                                      | 745,224.81   |

0257  
Population 1960 13,834  
Population 1969 16,760  
S & P Rating BBB  
Moody Rating BA  
Land Area 2.70 Sq. Miles

SADDLE BROOK TWP - BERGEN COUNTY  
Net Valuation Taxable 124,737,771  
State Equalized Value 135,939,157  
Net Valuation on Which County Taxes are apportioned: 136,267,381  
State Equalization Ratio .9176  
General Tax Rate Per \$100. 3.05  
State Equalized General Tax Rate: 2.79

PER CAPITA:  
Gross Debt 494.99  
Net Debt 298.68  
Debt Service 25.90  
Total Tax Levy 225.62  
Municipal Expenditures 99.88

PER CENT:  
Gross Debt 6.54  
Net Debt 3.95  
Tax Levy Collected 97.65  
Tax Levy Cancelled, Abated or Adjusted .04

| 1969 EXPENDITURES                             |              | 1969 REVENUES  |                | 1969 PROPERTY TAX                               |                   |
|---|--------------|--|----------------|---|-------------------|
| <b>GENERAL GOVERNMENT</b>                     |              |  |                | <b>STATE EQUALIZED TAX RATE</b>                 |                   |
| Governing Body & Public Boards                | 10,841.89    | 1969 — Property Taxes Collected  | 3,702,737.49   | Local District School Taxes                     | 1.63 2,217,071.62 |
| Municipal Clerk                               | 12,274.96    | 1969 Payments in Lieu of Taxes   |                | Regional & Consolidated School Tax              |                   |
| Financial Administration                      | 71,598.87    | Delinquent Tax & Lien Collections  | 93,341.15      | School Taxes in Municipal Budget                |                   |
| Assessment of Taxes                           | 6,820.00     | Business Personalty Replacement Taxes  | 237,703.00     | County Taxes                                    | .41 558,979.65    |
| Collection of Taxes                           | 11,304.72    | Taxes from Public Utilities  | 211,905.19     | County Library Taxes                            |                   |
| Planning, Housing & Development               | 1,205.00     | Other Miscellaneous Tax Revenues   | 1,257.76       | Local Municipal Purpose Taxes                   | .67 912,539.42    |
| Human Resources                               |              | State Aid Revenues   | 59,208.67      | Veteran & Senior Citizen Taxes                  | .08 106,050.00    |
| Elections                                     | 14,390.00    | Federal Aid Revenues   | 17,800.00      | Total Taxes for Rate Computation                | 2.79 3,794,640.69 |
| General Administration (other)                | 46,240.83    | Sale of Acquired Property  |                | Special District Taxes                          |                   |
| <b>JUDICIARY</b>                              |              | Other Miscellaneous Revenues   | 114,583.09     | Bank Stock Taxes                                | 2,809.00          |
| Municipal Courts                              | 5,475.00     | 1969 Revenues  | 4,438,536.35   | Added and Omitted Taxes                         | 90,037.53         |
| <b>PUBLIC SAFETY</b>                          |              | Prior Years Surplus Appropriated   | 130,000.00     | Total Taxes Levied - ABSTRACT                   | 3,781,437.22      |
| Fire Protection                               | 42,966.49    | REVENUES   | 4,568,536.35   | <b>TOTAL TAXES BILLED</b>                       | 3,791,998.55      |
| Police Protection                             | 275,447.21   |  |                | 1969 TAXES COLLECTED                            | 3,702,737.49      |
| Civil Defense & Disaster Control              | 4,295.00     | <b>1969 REAL PROPERTY VALUATIONS</b>   |                | 1969 Taxes Cancelled, Abated or Adjusted        | 1,645.00          |
| Environmental Inspection & Control            | 13,796.66    |  |                | Transfer to Tax Title Liens or Foreclosed       | 1,661.30          |
| Other Public Safety                           |              | <u>Code</u> <u>Class</u> <u># of Parcels</u> <u>%VAL'N</u> <u>ASSESSED VALUATION</u> |                | Balance Outstanding Dec. 31, 1969               | 85,954.76         |
| <b>PUBLIC WORKS</b>                           |              | 1 Vacant Land 183 3.19   | 3,958,950.00   | <b>PRIOR YEARS TAXES OUTSTANDING</b>            |                   |
| Streets and Drainage                          | 122,273.39   | 2 Residential 3706 68.39   | 84,829,891.00  | Balance January 1, 1969                         | 98,919.39         |
| Sewers and Sewage Processing                  | 74,372.60    | 3 Farm   |                | Collected in 1969                               | 93,341.15         |
| Garbage and Trash Disposal                    | 124,788.42   | 4a Commercial 95 10.70   | 13,270,500.00  | Cancelled, Abated or Adjusted (1969)            | 15.24             |
| Public Buildings and Grounds                  | 21,519.77    | 4b Industrial 73 14.36   | 17,818,000.00  | Transfers to Tax Title Liens or Foreclosed      | 484.24            |
| Other Public Works                            |              | 4c Apartments 3 3.36   | 4,166,700.00   | Balance December 31, 1969                       | 5,078.76          |
| <b>HEALTH AND WELFARE</b>                     |              | Total 4060 100.00  | 124,044,041.00 | <b>TAX TITLE LIENS OUTSTANDING</b>              |                   |
| Health Services Except Environmental          | 17,821.31    | <b>CAPITAL DEBT AUTHORIZED, DECEMBER 31, 1969</b>                                    |                | Balance January 1, 1969                         | 4,251.91          |
| Welfare-Public Assistance                     | 7,733.00     | <b>ISSUED AND UNISSUED</b>   |                | Transfers From Taxes                            | 2,213.90          |
| Hospitals, Clinics, First Aid                 |              | School   | 2,401,000      | Redeemed in 1969                                |                   |
| Animal, Insect, & Rodent Control              |              | Self-Liquidating   | 108,750        | Cancelled, Abated or Adjusted (1969)            |                   |
| Other Welfare Services                        |              | Other  | 5,786,341      | Transfers to Foreclosed Property                |                   |
| <b>RECREATION and CONSERVATION</b>            |              | Total  | 8,296,091      | Balance December 31, 1969                       | 6,465.81          |
| Beaches and Boardwalks                        |              | <b>ISSUED AND OUTSTANDING</b>  |                | <b>PROPERTY ACQUIRED BY DEED OR FORECLOSURE</b> |                   |
| Parks, Playgrounds, Shade Trees               | 26,179.87    | School   | 2,401,000.00   | Balance January 1, 1969                         | 34,649.00         |
| Land Reclamation & Conservation               |              | Self-Liquidating   | 42,500.00      | Transfers From Taxes or Liens                   |                   |
| Other Recreational Services                   | 3,100.00     | Other  | 5,654,250.00   | Sale for Cash (1969)                            |                   |
| <b>EDUCATION (excluding schools)</b>          |              | Total  | 8,097,750.00   | Cancelled, Abated or Adjusted (1969)            |                   |
| Libraries                                     | 42,185.00    | <b>EQUALIZED VALUATION BASIS FOR NET DEBT COMPUTATION</b>                            | 126,757,954.33 | Balance December 31, 1969                       | 34,649.00         |
| Other Educational Services                    |              | <b>1969 CAPITAL OUTLAY</b>   | 54,289.81      | <b>CURRENT FINANCES DECEMBER 31, 1969</b>       |                   |
| <b>STATUTORY EXPENDITURES</b>                 |              | Beaches and Boardwalks   |                | <b>ASSETS</b>                                   |                   |
| Pensions & F.I.C.A.                           | 42,658.08    | Parks and Playgrounds  |                | Cash Dec. 31, 1969                              | 170,071.20        |
| Employee Fringe Benefits                      | 5,630.00     | Public Buildings and Grounds   | 25.00          | Taxes Receivable                                | 91,033.52         |
| Other Statutory Expenditures                  |              | Vehicular Equipment  | 50.00          | Tax Title Liens                                 | 6,465.81          |
| <b>MUNICIPAL FUNCTIONS</b>                    | 1,004,518.07 | Streets, Roads, Sidewalks, Storm Sewers  | 43,330.81      | Foreclosed Property                             | 34,649.00         |
| <b>CAPITAL IMPROVEMENTS</b>                   | 5,000.00     | Sewer System   | 25.00          | Emergencies & Other Deferred Charges            | 84,986.00         |
| <b>DEBT SERVICE</b>                           |              | Water Service  | 10,834.00      | State Aid Receivable                            | 42,600.12         |
| Principal Payments                            | 165,000.00   | Other Utilities  |                | Other Receivables                               | 30,683.13         |
| Interest Payments                             | 269,003.50   | Hospitals and Clinics  |                | Total   | 460,488.78        |
| <b>DEFERRED CHARGES</b>                       | 108,044.46   | Garbage and Trash Disposal Facilities  |                | <b>LIABILITIES</b>                              |                   |
| <b>SCHOOL, COUNTY, SPECIAL DISTRICT TAXES</b> | 2,776,051.27 | Health Equipment   |                | Cash Liabilities                                | 78,299.25         |
| <b>RESERVE FOR UNCOLLECTED TAXES</b>          | 122,351.82   | Library and Education Facilities   |                | Reserves for Receivables                        | 162,831.46        |
| <b>EXPENDITURES</b>                           | 4,449,969.12 | Conservation and Recreation  |                | Surplus Dec. 31, 1969                           | 219,358.07        |
|   |              | Other Expenditures   | 25.00          | Total   | 460,488.78        |

0258  
Population 1960 1,776  
Population 1969 2,320  
  
Moody Rating  
Land Area 4.90 Sq. Miles

SADDLE RIVER BORO - BERGEN COUNTY  
Net Valuation Taxable 60,226,852  
State Equalized Value 58,128,416 General Tax Rate Per \$100. 1.55  
Net Valuation on Which County Taxes  
are apportioned: 57,043,092 State Equalized  
State Equalization Ratio 1.0361 General Tax Rate: 1.60

PER CAPITA:  
Gross Debt 238.88  
Net Debt 36.94  
Debt Service .65  
Total Tax Levy 400.86  
Municipal Expenditures 165.99

PER CENT:  
Gross Debt 1.04  
Net Debt .16  
Tax Levy Collected 96.04  
Tax Levy Cancelled, Abated  
or Adjusted .67

| 1969 EXPENDITURES                      |                    | 1969 REVENUES                                     |                    | 1969 PROPERTY TAX                          |                 |
|--|--------------------|---|--------------------|--|-----------------|
| GENERAL GOVERNMENT                     |                    | 1969 — Property Taxes Collected                   |                    | STATE EQUALIZED TAX RATE                   |                 |
| Governing Body & Public Boards         |                    |   | 899,712.77         | Local District School Taxes                | 92 535,859.64   |
| Municipal Clerk                        |                    | 1969 Payments in Lieu of Taxes                    |                    | Regional & Consolidated School Tax         |                 |
| Financial Administration               | 12,750.00          | Delinquent Tax & Lien Collections                 | 27,507.92          | School Taxes in Municipal Budget           |                 |
| Assessment of Taxes                    | 4,500.00           | Business Personalty Replacement Taxes             | 3,018.00           | County Taxes                               | .40 234,416.21  |
| Collection of Taxes                    | 7,350.00           | Taxes from Public Utilities                       | 53,491.77          | County Library Taxes                       |                 |
| Planning, Housing & Development        | 9,050.00           | Other Miscellaneous Tax Revenues                  |                    | Local Municipal Purpose Taxes              | .25 148,189.80  |
| Human Resources                        |                    | State Aid Revenues                                | 8,134.49           | Veteran & Senior Citizen Taxes             | .02 10,670.00   |
| Elections                              |                    | Federal Aid Revenues                              |                    | Total Taxes for Rate Computation           | 1.59 929,135.65 |
| General Administration (other)         | 33,250.00          | Sale of Acquired Property                         |                    | Special District Taxes                     |                 |
| JUDICIARY                              |                    | Other Miscellaneous Revenues                      | 39,163.79          | Bank Stock Taxes                           | 2,047.55        |
| Municipal Courts                       | 2,700.00           | 1969 Revenues                                     | Total 1,031,028.74 | Added and Omitted Taxes                    | 9,482.82        |
| PUBLIC SAFETY                          |                    | Prior Years Surplus Appropriated                  | 127,000.00         | Total Taxes Levied - ABSTRACT              | 929,996.02      |
| Fire Protection                        | 6,800.00           | REVENUES  | TOTAL 1,158,028.74 | TOTAL TAXES BILLED                         | 936,852.08      |
| Police Protection                      | 89,500.00          |   |                    | 1969 TAXES COLLECTED                       | 899,712.77      |
| Civil Defense & Disaster Control       | 250.00             | 1969 REAL PROPERTY VALUATIONS                     |                    | 1969 Taxes Cancelled, Abated or Adjusted   | 6,256.41        |
| Environmental Inspection & Control     | 3,100.00           | Code Class # of Parcels %VAL'N ASSESSED VALUATION |                    | Transfer to Tax Title Liens or Foreclosed  |                 |
| Other Public Safety                    |                    | 1 Vacant Land 225 13.58 8,124,500.00              |                    | Balance Outstanding Dec. 31, 1969          | 30,882.90       |
| PUBLIC WORKS                           |                    | 2 Residential 685 83.29 49,814,000.00             |                    | PRIOR YEARS TAXES OUTSTANDING              |                 |
| Streets and Drainage                   | 32,050.00          | 3 Farm 9 1.33 796,500.00                          |                    | Balance January 1, 1969                    | 27,723.92       |
| Sewers and Sewage Processing           |                    | 4a Commercial 17 1.80 1,075,000.00                |                    | Collected in 1969                          | 27,507.92       |
| Garbage and Trash Disposal             | 18,500.00          | 4b Industrial                                     |                    | Cancelled, Abated or Adjusted (1969)       |                 |
| Public Buildings and Grounds           | 13,100.00          | 4c Apartments                                     |                    | Transfers to Tax Title Liens or Foreclosed |                 |
| Other Public Works                     |                    | Total 936 100.00 59,810,000.00                    |                    | Balance December 31, 1969                  | 216.00          |
| HEALTH and WELFARE                     |                    | CAPITAL DEBT AUTHORIZED, DECEMBER 31, 1969        |                    | TAX TITLE LIENS OUTSTANDING                |                 |
| Health Services Except Environmental   | 8,400.00           | ISSUED AND UNISSUED GROSS DEBT NET DEBT           |                    | Balance January 1, 1969                    |                 |
| Welfare-Public Assistance              | 500.00             | School 456,000                                    |                    | Transfers From Taxes                       |                 |
| Hospitals, Clinics, First Aid          |                    | Self-liquidating 98,200 85,700                    |                    | Redeemed in 1969                           |                 |
| Animal, Insect, & Rodent Control       |                    | Other 554,200 85,700                              |                    | Cancelled, Abated or Adjusted (1969)       |                 |
| Other Welfare Services                 |                    | Total   |                    | Transfers to Foreclosed Property           |                 |
| RECREATION and CONSERVATION            |                    | ISSUED AND OUTSTANDING                            |                    | Balance December 31, 1969                  |                 |
| Beaches and Boardwalks                 |                    | School 456,000.00                                 |                    | PROPERTY ACQUIRED BY DEED OR               |                 |
| Parks, Playgrounds, Shade Trees        | 3,000.00           | Self-Liquidating 60,500.00                        |                    | FORECLOSURE                                |                 |
| Land Reclamation & Conservation        |                    | Other 516,500.00                                  |                    | Balance January 1, 1969                    | 12,000.00       |
| Other Recreational Services            | 200.00             | Total   |                    | Transfers From Taxes or Liens              |                 |
| EDUCATION (excluding schools)          |                    | EQUALIZED VALUATION BASIS                         |                    | Sale for Cash (1969)                       |                 |
| Libraries                              |                    | FOR NET DEBT COMPUTATION                          | 53,267,641.33      | Cancelled, Abated or Adjusted (1969)       |                 |
| Other Educational Services             |                    | 1969 CAPITAL OUTLAY TOTAL                         | 44,866.25          | Balance December 31, 1969                  | 12,000.00       |
| STATUTORY EXPENDITURES                 |                    | Beaches and Boardwalks                            |                    | CURRENT FINANCES DECEMBER 31, 1969         |                 |
| Pensions & F.I.C.A.                    | 16,305.00          | Parks and Playgrounds                             |                    | ASSETS                                     |                 |
| Employee Fringe Benefits               | 2,500.00           | Public Buildings and Grounds                      |                    | Cash Dec. 31, 1969                         | 264,201.95      |
| Other Statutory Expenditures           |                    | Vehicular Equipment                               | 16,486.00          | Taxes Receivable                           | 31,098.90       |
| MUNICIPAL FUNCTIONS                    | TOTAL 263,805.00   | Streets, Roads, Sidewalks, Storm Sewers           | 23,380.25          | Tax Title Liens                            |                 |
| CAPITAL IMPROVEMENTS                   | 19,000.00          | Sewer System                                      |                    | Foreclosed Property                        | 12,000.00       |
| DEBT SERVICE                           |                    | Water Service                                     | 5,000.00           | Emergencies & Other Deferred Charges       | 18,500.00       |
| Principal Payments                     |                    | Other Utilities                                   |                    | State Aid Receivable                       | 7,394.00        |
| Interest Payments                      | 1,500.00           | Hospitals and Clinics                             |                    | Other Receivables                          | 129.95          |
| DEFERRED CHARGES                       | 7,540.40           | Garbage and Trash Disposal Facilities             |                    | Total                                      | 333,324.80      |
| SCHOOL, COUNTY, SPECIAL DISTRICT TAXES | 770,275.85         | Health Equipment                                  |                    | LIABILITIES                                |                 |
| RESERVE FOR UNCOLLECTED TAXES          | 93,244.44          | Library and Education Facilities                  |                    | Cash Liabilities                           | 104,660.94      |
| EXPENDITURES                           | TOTAL 1,155,365.69 | Conservation and Recreation                       |                    | Reserves for Receivables                   | 43,228.85       |
|  |                    | Other Expenditures                                |                    | Surplus Dec. 31, 1969                      | 185,435.01      |
|  |                    |   |                    | Total                                      | 333,324.80      |



1712  
Population 1960 8,941  
Population 1969 9,890  
  
Moody Rating  
Land Area 2.85 Sq. Miles

SALEM CITY - SALEM COUNTY  
Net Valuation Taxable 8,418,950  
State Equalized Value 26,235,431  
Net Valuation on Which County Taxes are apportioned: 35,869,379  
State Equalization Ratio .3209  
General Tax Rate Per \$100. 14.35  
State Equalized General Tax Rate: 4.60

PER CAPITA:  
Gross Debt 484.10  
Net Debt 231.18  
Debt Service 4.06  
Total Tax Levy 120.24  
Municipal Expenditures 82.33

PER CENT:  
Gross Debt 19.31  
Net Debt 9.22  
Tax Levy Collected 91.20  
Tax Levy Cancelled, Abated or Adjusted 1.19

| 1969 EXPENDITURES                      |                     | 1969 REVENUES                         |                           | 1969 PROPERTY TAX                               |                   |
|--|---------------------|---------------------------------------|---------------------------|---|-------------------|
| <b>GENERAL GOVERNMENT</b>              |                     | 1969 — Property Taxes Collected       |                           | <b>STATE EQUALIZED TAX RATE</b>                 |                   |
| Governing Body & Public Boards         |                     | 1969 Payments in Lieu of Taxes        | 1,085,350.71              | Local District School Taxes                     | 2.29 601,043.00   |
| Municipal Clerk                        |                     | Delinquent Tax & Lien Collections     | 76,010.73                 | Regional & Consolidated School Tax              |                   |
| Financial Administration               | 24,950.00           | Business Personalty Replacement Taxes | 189,009.00                | School Taxes in Municipal Budget                | .16 41,611.50     |
| Assessment of Taxes                    | 7,700.00            | Taxes from Public Utilities           | 88,333.26                 | County Taxes                                    | 1.15 302,305.43   |
| Collection of Taxes                    | 4,000.00            | Other Miscellaneous Tax Revenues      |                           | County Library Taxes                            |                   |
| Planning, Housing & Development        | 2,150.00            | State Aid Revenues                    | 72,852.02                 | Local Municipal Purpose Taxes                   | .88 230,945.27    |
| Human Resources                        |                     | Federal Aid Revenues                  |                           | Veteran & Senior Citizen Taxes                  | .12 31,900.00     |
| Elections                              |                     | Sale of Acquired Property             |                           | Total Taxes for Rate Computation                | 4.60 1,207,805.20 |
| General Administration (other)         | 33,796.00           | Other Miscellaneous Revenues          | 59,674.58                 | Special District Taxes                          |                   |
| <b>JUDICIARY</b>                       |                     | 1969 Revenues                         | Total 1,571,230.30        | Bank Stock Taxes                                | 8,467.55          |
| Municipal Courts                       | 10,000.00           | Prior Years Surplus Appropriated      | 100,000.00                | Added and Omitted Taxes                         | 4,843.13          |
| <b>PUBLIC SAFETY</b>                   |                     | <b>REVENUES</b>                       | <b>TOTAL 1,671,230.30</b> | Total Taxes Levied - ABSTRACT                   | 1,189,215.88      |
| Fire Protection                        | 17,100.00           |                                       |                           | <b>TOTAL TAXES BILLED</b>                       | 1,190,066.89      |
| Police Protection                      | 179,943.00          |                                       |                           | 1969 TAXES COLLECTED                            | 1,085,350.71      |
| Civil Defense & Disaster Control       | 500.00              |                                       |                           | 1969 Taxes Cancelled, Abated or Adjusted        | 14,127.83         |
| Environmental Inspection & Control     | 10,700.00           |                                       |                           | Transfer to Tax Title Liens or Foreclosed       | 5,661.59          |
| Other Public Safety                    |                     |                                       |                           | Balance Outstanding Dec. 31, 1969               | 84,926.76         |
| <b>PUBLIC WORKS</b>                    |                     |                                       |                           | <b>PRIOR YEARS TAXES OUTSTANDING</b>            |                   |
| Streets and Drainage                   | 106,900.00          |                                       |                           | Balance January 1, 1969                         | 63,732.29         |
| Sewers and Sewage Processing           | 10,000.00           |                                       |                           | Collected in 1969                               | 60,199.52         |
| Garbage and Trash Disposal             |                     |                                       |                           | Cancelled, Abated or Adjusted (1969)            | 3,299.33          |
| Public Buildings and Grounds           | 8,700.00            |                                       |                           | Transfers to Tax Title Liens or Foreclosed      |                   |
| Other Public Works                     |                     |                                       |                           | Balance December 31, 1969                       | 233.44            |
| <b>HEALTH AND WELFARE</b>              |                     |                                       |                           | <b>TAX TITLE LIENS OUTSTANDING</b>              |                   |
| Health Services Except Environmental   | 4,300.00            |                                       |                           | Balance January 1, 1969                         | 27,290.84         |
| Welfare-Public Assistance              | 3,700.00            |                                       |                           | Transfers From Taxes                            | 5,661.59          |
| Hospitals, Clinics, First Aid          | 2,000.00            |                                       |                           | Redeemed in 1969                                | 15,811.21         |
| Animal, Insect, & Rodent Control       | 2,825.00            |                                       |                           | Cancelled, Abated or Adjusted (1969)            |                   |
| Other Welfare Services                 |                     |                                       |                           | Transfers to Foreclosed Property                |                   |
| <b>RECREATION AND CONSERVATION</b>     |                     |                                       |                           | Balance December 31, 1969                       | 17,141.22         |
| Beaches and Boardwalks                 |                     |                                       |                           | <b>PROPERTY ACQUIRED BY DEED OR FORECLOSURE</b> |                   |
| Parks, Playgrounds, Shade Trees        | 1,000.00            |                                       |                           | Balance January 1, 1969                         | 8,900.00          |
| Land Reclamation & Conservation        |                     |                                       |                           | Transfers From Taxes or Liens                   |                   |
| Other Recreational Services            |                     |                                       |                           | Sale for Cash (1969)                            |                   |
| <b>EDUCATION (excluding schools)</b>   |                     |                                       |                           | Cancelled, Abated or Adjusted (1969)            | 2,800.00          |
| Libraries                              | 15,000.00           |                                       |                           | Balance December 31, 1969                       | 6,100.00          |
| Other Educational Services             |                     |                                       |                           | <b>CURRENT FINANCES DECEMBER 31, 1969</b>       |                   |
| <b>STATUTORY EXPENDITURES</b>          |                     |                                       |                           | <b>ASSETS</b>                                   |                   |
| Pensions & F.I.C.A.                    | 41,100.56           |                                       |                           | Cash Dec. 31, 1969                              | 384,922.39        |
| Employee Fringe Benefits               |                     |                                       |                           | Taxes Receivable                                | 85,160.20         |
| Other Statutory Expenditure.           |                     |                                       |                           | Tax Title Liens                                 | 17,141.22         |
| <b>MUNICIPAL FUNCTIONS</b>             |                     |                                       |                           | Foreclosed Property                             | 6,100.00          |
| <b>CAPITAL IMPROVEMENTS</b>            |                     |                                       |                           | Emergencies & Other Deferred Charges            |                   |
| <b>DEBT SERVICE</b>                    |                     |                                       |                           | State Aid Receivable                            |                   |
| Principal Payments                     | 28,000.00           |                                       |                           | Other Receivables                               | 37,002.56         |
| Interest Payments                      | 12,180.00           |                                       |                           | Total   | 530,326.37        |
| <b>TYPE I SCHL DEBT *MEMO</b>          |                     |                                       |                           | <b>LIABILITIES</b>                              |                   |
| <b>DEFERRED CHARGES</b>                |                     |                                       |                           | Cash Liabilities                                | 155,935.25        |
| SCHOOL, COUNTY, SPECIAL DISTRICT TAXES | 83,291.92           |                                       |                           | Reserves for Receivables                        | 145,403.98        |
| RESERVE FOR UNCOLLECTED TAXES          | 944,959.93          |                                       |                           | Surplus Dec. 31, 1969                           | 228,987.14        |
| <b>EXPENDITURES</b>                    |                     |                                       |                           | Total   | 530,326.37        |
| <b>TOTAL</b>                           | <b>1,759,228.47</b> |                                       |                           |   |                   |

\* ABOVE DEBT SERVICE INCLUDES TYPE I SCHOOL DEBT

1917  
Population 1960 1,019  
Population 1969 1,160  
  
Moody Rating  
Land Area 42.10 Sq. Miles

# SANDYSTON TWP

Net Valuation Taxable 9,287,225  
State Equalized Value 16,162,939  
Net Valuation on Which County Taxes  
are apportioned: 16,895,890  
State Equalization Ratio .5746

# - SUSSEX

# COUNTY

General Tax Rate Per \$100. 4.05  
  
State Equalized  
General Tax Rate: 2.32

# PER CAPITA:

Gross Debt 14.08  
Net Debt  
Debt Service  
Total Tax Levy 314.92  
Municipal Expenditures 102.28

# PER CENT:

Gross Debt .11  
Net Debt  
Tax Levy Collected 86.86  
Tax Levy Cancelled, Abated  
or Adjusted

| 1969 EXPENDITURES                           |                   | 1969 REVENUES                                  |  | 1969 PROPERTY TAX                          |            |
|---|-------------------|--|--|--|------------|
| <b>GENERAL GOVERNMENT</b>                   |                   | 1969 — Property Taxes Collected 317,308.16     |  | <b>STATE EQUALIZED TAX RATE</b>            |            |
| Governing Body & Public Boards              |                   | 1969 Payments in Lieu of Taxes                 |  | Local District School Taxes                |            |
| Municipal Clerk                             |                   | Delinquent Tax & Lien Collections 33,213.74    |  | Regional & Consolidated School Tax 1.38    | 222,528.62 |
| Financial Administration 5,225.00           |                   | Business Personalty Replacement Taxes 7,945.00 |  | School Taxes in Municipal Budget           |            |
| Assessment of Taxes 4,400.00                |                   | Taxes from Public Utilities 22,594.68          |  | County Taxes .73                           | 117,744.68 |
| Collection of Taxes 4,625.00                |                   | Other Miscellaneous Tax Revenues               |  | County Library Taxes .03                   | 5,368.98   |
| Planning, Housing & Development 1,790.00    |                   | State Aid Revenues 10,691.31                   |  | Local Municipal Purpose Taxes .12          | 19,223.75  |
| Human Resources                             |                   | Federal Aid Revenues                           |  | Veteran & Senior Citizen Taxes .07         | 11,080.00  |
| Elections                                   |                   | Sale of Acquired Property                      |  | Total Taxes for Rate Computation 2.33      | 375,946.03 |
| General Administration (other) 6,800.00     |                   | Other Miscellaneous Revenues                   |  | Special District Taxes                     |            |
| <b>JUDICIARY</b>                            |                   | 1969 Revenues Total 401,478.41                 |  | Bank Stock Taxes                           | 440.22     |
| Municipal Courts 1,760.00                   |                   | Prior Years Surplus Appropriated 22,000.00     |  | Added and Omitted Taxes                    |            |
| <b>PUBLIC SAFETY</b>                        |                   | <b>REVENUES TOTAL 423,478.41</b>               |  | Total Taxes Levied - ABSTRACT              | 365,306.25 |
| Fire Protection 4,000.00                    |                   |  |  | <b>TOTAL TAXES BILLED</b>                  | 365,306.25 |
| Police Protection 500.00                    |                   |  |  | 1969 TAXES COLLECTED                       | 317,308.16 |
| Civil Defense & Disaster Control 150.00     |                   |  |  | 1969 Taxes Cancelled, Abated or Adjusted   |            |
| Environmental Inspection & Control 750.00   |                   |  |  | Transfer to Tax Title Liens or Foreclosed  | 1,720.40   |
| Other Public Safety                         |                   |  |  | Balance Outstanding Dec. 31, 1969          | 46,277.69  |
| <b>PUBLIC WORKS</b>                         |                   |  |  | <b>PRIOR YEARS TAXES OUTSTANDING</b>       |            |
| Streets and Drainage 24,353.33              |                   |  |  | Balance January 1, 1969                    | 33,718.74  |
| Sewers and Sewage Processing                |                   |  |  | Collected in 1969                          | 32,713.82  |
| Garbage and Trash Disposal                  |                   |  |  | Cancelled, Abated or Adjusted (1969)       | 213.28     |
| Public Buildings and Grounds 1,200.00       |                   |  |  | Transfers to Tax Title Liens or Foreclosed | 617.39     |
| Other Public Works                          |                   |  |  | Balance December 31, 1969                  | 174.25     |
| <b>HEALTH and WELFARE</b>                   |                   |  |  | <b>TAX TITLE LIENS OUTSTANDING</b>         |            |
| Health Services Except Environmental 275.00 |                   |  |  | Balance January 1, 1969                    | 2,608.96   |
| Welfare-Public Assistance 675.00            |                   |  |  | Transfers From Taxes                       | 2,384.97   |
| Hospitals, Clinics, First Aid 750.00        |                   |  |  | Redeemed in 1969                           | 499.92     |
| Animal, Insect, & Rodent Control            |                   |  |  | Cancelled, Abated or Adjusted (1969)       |            |
| Other Welfare Services                      |                   |  |  | Transfers to Foreclosed Property           |            |
| <b>RECREATION and CONSERVATION</b>          |                   |  |  | Balance December 31, 1969                  | 4,494.01   |
| Beaches and Boardwalks                      |                   |  |  | <b>PROPERTY ACQUIRED BY DEED OR</b>        |            |
| Parks, Playgrounds, Shade Trees             |                   |  |  | <b>FORECLOSURE</b>                         |            |
| Land Reclamation & Conservation             |                   |  |  | Balance January 1, 1969                    |            |
| Other Recreational Services                 |                   |  |  | Transfers From Taxes or Liens              |            |
| <b>EDUCATION (excluding schools)</b>        |                   |  |  | Sale for Cash (1969)                       |            |
| Libraries                                   |                   |  |  | Cancelled, Abated or Adjusted (1969)       |            |
| Other Educational Services                  |                   |  |  | Balance December 31, 1969                  |            |
| <b>STATUTORY EXPENDITURES</b>               |                   |  |  | <b>CURRENT FINANCES DECEMBER 31, 1969</b>  |            |
| Pensions & F.I.C.A. 2,450.00                |                   |  |  | <b>ASSETS</b>                              |            |
| Employee Fringe Benefits                    |                   |  |  | Cash Dec. 31, 1969                         | 72,235.56  |
| Other Statutory Expenditures                |                   |  |  | Taxes Receivable                           | 46,451.94  |
| <b>MUNICIPAL FUNCTIONS</b>                  |                   |  |  | Tax Title Liens                            | 4,494.01   |
| <b>CAPITAL IMPROVEMENTS</b>                 |                   |  |  | Foreclosed Property                        |            |
| 700.00                                      |                   |  |  | Emergencies & Other Deferred Charges       |            |
| <b>DEBT SERVICE</b>                         |                   |  |  | State Aid Receivable                       | 12,276.00  |
| Principal Payments                          |                   |  |  | Other Receivables                          |            |
| Interest Payments                           |                   |  |  | Total                                      | 135,457.51 |
| <b>DEFERRED CHARGES</b>                     |                   |  |  | <b>LIABILITIES</b>                         |            |
| SCHOOL, COUNTY, SPECIAL DISTRICT TAXES      |                   |  |  | Cash Liabilities                           | 21,588.09  |
| 345,642.28                                  |                   |  |  | Reserves for Receivables                   | 50,945.95  |
| <b>RESERVE FOR UNCOLLECTED TAXES</b>        |                   |  |  | Surplus Dec. 31, 1969                      | 62,923.47  |
| 58,243.80                                   |                   |  |  | Total                                      | 135,457.51 |
| <b>EXPENDITURES TOTAL</b>                   | <b>464,289.41</b> |  |  |  |            |

1219  
Population 1960 22,553  
Population 1969 31,940  
S & P Rating A  
Moody Rating A  
Land Area 16.30 Sq. Miles

# SAYREVILLE BORO

Net Valuation Taxable 115,488,957  
State Equalized Value 274,777,437  
Net Valuation on Which County Taxes  
are apportioned: 332,046,526  
State Equalization Ratio .4203

# - MIDDLESEX COUNTY

General Tax Rate Per \$100. 5.54  
State Equalized  
General Tax Rate: 2.32

# PER CAPITA:

Gross Debt 456.97  
Net Debt 80.85  
Debt Service 4.70  
Total Tax Levy 198.51  
Municipal Expenditures 120.15

# PER CENT:

Gross Debt 5.16  
Net Debt .91  
Tax Levy Collected 94.76  
Tax Levy Cancelled, Abated  
or Adjusted 1.03

| 1969 EXPENDITURES                      |                     | 1969 REVENUES                                |                     | 1969 PROPERTY TAX                          |                   |
|--|---------------------|--|---------------------|--|-------------------|
| <b>GENERAL GOVERNMENT</b>              |                     | 1969 — Property Taxes Collected 6,016,562.75 |                     | <b>STATE EQUALIZED TAX RATE</b> 1.55       |                   |
| Governing Body & Public Boards         |                     | 1969 Payments in Lieu of Taxes               |                     | Local District School Taxes                | 4,259,893.53      |
| Municipal Clerk                        |                     | Delinquent Tax & Lien Collections            | 136,793.58          | Regional & Consolidated School Tax         |                   |
| Financial Administration               | 73,700.00           | Business Personalty Replacement Taxes        | 1,173,384.00        | School Taxes in Municipal Budget           |                   |
| Assessment of Taxes                    | 42,800.00           | Taxes from Public Utilities                  | 1,398,755.40        | County Taxes                               | .62 1,699,434.82  |
| Collection of Taxes                    | 54,000.00           | Other Miscellaneous Tax Revenues             | 1,961.27            | County Library Taxes                       |                   |
| Planning, Housing & Development        | 37,750.00           | State Aid Revenues                           | 103,211.15          | Local Municipal Purpose Taxes              | .09 248,847.67    |
| Human Resources                        | 4,500.00            | Federal Aid Revenues                         |                     | Veteran & Senior Citizen Taxes             | .07 181,050.00    |
| Elections                              | 7,654.64            | Sale of Acquired Property                    | 900.00              | Total Taxes for Rate Computation           | 2.33 6,389,226.02 |
| General Administration (other)         | 134,273.00          | Other Miscellaneous Revenues                 | 364,339.63          | Special District Taxes                     |                   |
| <b>JUDICIARY</b>                       |                     | 1969 Revenues Total                          | 9,195,907.78        | Bank Stock Taxes                           | 3,515.96          |
| Municipal Courts                       | 25,500.00           | Prior Years Surplus Appropriated             | 700,000.00          | Added and Omitted Taxes                    | 128,697.36        |
| <b>PUBLIC SAFETY</b>                   |                     | <b>REVENUES TOTAL</b>                        | <b>9,895,907.78</b> | Total Taxes Levied - ABSTRACT              | 6,340,389.34      |
| Fire Protection                        | 64,075.00           |  |                     | <b>TOTAL TAXES BILLED</b>                  | 6,349,452.93      |
| Police Protection                      | 556,610.00          |  |                     | 1969 TAXES COLLECTED                       | 6,016,562.75      |
| Civil Defense & Disaster Control       | 2,600.00            |  |                     | 1969 Taxes Cancelled, Abated or Adjusted   | 65,163.07         |
| Environmental Inspection & Control     | 55,840.00           |  |                     | Transfer to Tax Title Liens or Foreclosed  | 9,154.70          |
| Other Public Safety                    |                     |  |                     | Balance Outstanding Dec. 31, 1969          | 258,572.41        |
| <b>PUBLIC WORKS</b>                    |                     |  |                     | <b>PRIOR YEARS TAXES OUTSTANDING</b>       |                   |
| Streets and Drainage                   | 354,800.00          |  |                     | Balance January 1, 1969                    | 144,431.83        |
| Sewers and Sewage Processing           | 222,429.70          |  |                     | Collected in 1969                          | 134,193.59        |
| Garbage and Trash Disposal             | 186,700.00          |  |                     | Cancelled, Abated or Adjusted (1969)       | 5,737.54          |
| Public Buildings and Grounds           | 92,021.00           |  |                     | Transfers to Tax Title Liens or Foreclosed | 4,500.70          |
| Other Public Works                     | 18,600.00           |  |                     | Balance December 31, 1969                  |                   |
| <b>HEALTH and WELFARE</b>              |                     |  |                     | <b>TAX TITLE LIENS OUTSTANDING</b>         |                   |
| Health Services Except Environmental   | 24,850.00           |  |                     | Balance January 1, 1969                    | 27,885.69         |
| Welfare-Public Assistance              | 4,795.36            |  |                     | Transfers From Taxes                       | 14,095.43         |
| Hospitals, Clinics, First Aid          | 5,500.00            |  |                     | Redeemed in 1969                           | 2,599.99          |
| Animal, Insect, & Rodent Control       |                     |  |                     | Cancelled, Abated or Adjusted (1969)       |                   |
| Other Welfare Services                 |                     |  |                     | Transfers to Foreclosed Property           |                   |
| <b>RECREATION and CONSERVATION</b>     |                     |  |                     | Balance December 31, 1969                  | 39,381.13         |
| Beaches and Boardwalks                 |                     |  |                     | <b>PROPERTY ACQUIRED BY DEED OR</b>        |                   |
| Parks, Playgrounds, Shade Trees        | 155,250.00          |  |                     | <b>FORECLOSURE</b>                         |                   |
| Land Reclamation & Conservation        |                     |  |                     | Balance January 1, 1969                    | 68,358.00         |
| Other Recreational Services            | 3,400.00            |  |                     | Transfers From Taxes or Liens              |                   |
| <b>EDUCATION (excluding schools)</b>   |                     |  |                     | Sale for Cash (1969)                       | 8,100.00          |
| Libraries                              | 47,000.00           |  |                     | Cancelled, Abated or Adjusted (1969)       |                   |
| Other Educational Services             | 869,892.34          |  |                     | Balance December 31, 1969                  | 60,258.00         |
| <b>STATUTORY EXPENDITURES</b>          |                     |  |                     | <b>CURRENT FINANCES DECEMBER 31, 1969</b>  |                   |
| Pensions & F.I.C.A.                    | 155,455.20          |  |                     | <b>ASSETS</b>                              |                   |
| Employee Fringe Benefits               | 98,210.00           |  |                     | Cash Dec. 31, 1969                         | 2,976,132.41      |
| Other Statutory Expenditures           |                     |  |                     | Taxes Receivable                           | 258,572.41        |
| <b>MUNICIPAL FUNCTIONS</b>             |                     |  |                     | Tax Title Liens                            | 39,381.13         |
| <b>CAPITAL IMPROVEMENTS</b>            |                     |  |                     | Foreclosed Property                        | 60,258.00         |
| <b>DEBT SERVICE</b>                    |                     |  |                     | Emergencies & Other Deferred Charges       |                   |
| Principal Payments                     | 106,000.00          |  |                     | State Aid Receivable                       | 104,527.00        |
| Interest Payments                      | 44,223.50           |  |                     | Other Receivables                          | 50,000.00         |
| <b>DEFERRED CHARGES</b>                |                     |  |                     | Total                                      | 3,488,870.95      |
| SCHOOL, COUNTY, SPECIAL DISTRICT TAXES | 22,112.85           |  |                     | <b>LIABILITIES</b>                         |                   |
| RESERVE FOR UNCOLLECTED TAXES          | 5,959,328.35        |  |                     | Cash Liabilities                           | 2,295,010.34      |
|  | 252,363.63          |  |                     | Reserves for Receivables                   | 408,211.54        |
| <b>EXPENDITURES TOTAL</b>              | <b>9,796,899.57</b> |  |                     | Surplus Dec. 31, 1969                      | 785,649.07        |
|  |                     |  |                     | Total                                      | 3,488,870.95      |

2016  
Population 1960 18,491  
Population 1969 24,330  
S & P Rating A  
Moody Rating A  
Land Area 9.30 Sq. Miles

SCOTCH PLAINS TWP - UNION COUNTY  
Net Valuation Taxable 88,795,829  
State Equalized Value 197,631,491 General Tax Rate Per \$100. 7.92  
Net Valuation on Which County Taxes are apportioned: 182,525,270  
State Equalization Ratio .4493  
State Equalized General Tax Rate: 3.55

PER CAPITA:  
Gross Debt 338.00  
Net Debt 24.74  
Debt Service 2.66  
Total Tax Levy 285.81  
Municipal Expenditures 110.46

PER CENT:  
Gross Debt 4.52  
Net Debt .33  
Tax Levy Collected 96.30  
Tax Levy Cancelled, Abated or Adjusted .06

| 1969 EXPENDITURES                      |              | 1969 REVENUES                                     |                | 1969 PROPERTY TAX                          |              |
|--|--------------|---|----------------|--|--------------|
| GENERAL GOVERNMENT                     |              | 1969 — Property Taxes Collected                   |                | STATE EQUALIZED TAX RATE                   |              |
| Governing Body & Public Boards         |              | 1969 Payments in Lieu of Taxes                    | 6,703,112.79   | Local District School Taxes                |              |
| Municipal Clerk                        |              | Delinquent Tax & Lien Collections                 | 16,072.47      | Regional & Consolidated School Tax         | 2.57         |
| Financial Administration               | 89,200.00    | Business Personalty Replacement Taxes             | 238,191.75     | School Taxes in Municipal Budget           |              |
| Assessment of Taxes                    | 22,900.00    | Taxes from Public Utilities                       | 61,083.00      | County Taxes                               | .40          |
| Collection of Taxes                    | 27,200.00    | Other Miscellaneous Tax Revenues                  | 388,084.03     | County Library Taxes                       |              |
| Planning, Housing & Development        | 18,000.00    | State Aid Revenues                                | 142,263.18     | Local Municipal Purpose Taxes              | .52          |
| Human Resources                        |              | Federal Aid Revenues                              |                | Veteran & Senior Citizen Taxes             | .06          |
| Elections                              | 4,400.00     | Sale of Acquired Property                         | 3,625.00       | Total Taxes for Rate Computation           | 3.55         |
| General Administration (other)         | 153,950.00   | Other Miscellaneous Revenues                      | 580,028.90     | Special District Taxes                     |              |
| JUDICIARY                              |              | 1969 Revenues                                     | 8,132,461.12   | Bank Stock Taxes                           | 7,587.18     |
| Municipal Courts                       | 12,400.00    | Prior Years Surplus Appropriated                  | 445,000.00     | Added and Omitted Taxes                    | 44,202.62    |
| PUBLIC SAFETY                          |              | REVENUES  | 8,577,461.12   | Total Taxes Levied - ABSTRACT              | 6,953,742.37 |
| Fire Protection                        | 116,400.00   | 1969 REAL PROPERTY VALUATIONS                     |                | TOTAL TAXES BILLED                         | 6,960,469.50 |
| Police Protection                      | 378,758.00   | Code Class # of Parcels %VAL'N ASSESSED VALUATION |                | 1969 TAXES COLLECTED                       | 6,703,112.79 |
| Civil Defense & Disaster Control       | 3,500.00     | 1 Vacant Land 482 2.85                            | 2,514,100.00   | 1969 Taxes Cancelled, Abated or Adjusted   | 4,462.71     |
| Environmental Inspection & Control     | 19,550.00    | 2 Residential 5686 86.45                          | 76,224,500.00  | Transfer to Tax Title Liens or Foreclosed  | 9,177.40     |
| Other Public Safety                    |              | 3 Farm 15 .44                                     | 389,900.00     | Balance Outstanding Dec. 31, 1969          | 243,716.60   |
| PUBLIC WORKS                           |              | 4a Commercial 228 8.53                            | 7,524,100.00   | PRIOR YEARS TAXES OUTSTANDING              |              |
| Streets and Drainage                   | 357,750.00   | 4b Industrial 2 .36                               | 315,000.00     | Balance January 1, 1969                    | 271,950.35   |
| Sewers and Sewage Processing           | 93,450.00    | 4c Apartments 2 1.36                              | 1,202,600.00   | Collected in 1969                          | 233,473.95   |
| Garbage and Trash Disposal             |              | Total 6415 99.99                                  | 88,170,200.00  | Cancelled, Abated or Adjusted (1969)       | 906.60       |
| Public Buildings and Grounds           | 37,200.00    |   |                | Transfers to Tax Title Liens or Foreclosed | 4,996.21     |
| Other Public Works                     |              |   |                | Balance December 31, 1969                  | 32,573.59    |
| HEALTH and WELFARE                     |              | CAPITAL DEBT AUTHORIZED, DECEMBER 31, 1969        |                | TAX TITLE LIENS OUTSTANDING                |              |
| Health Services Except Environmental   | 19,800.00    | ISSUED AND UNISSUED                               |                | Balance January 1, 1969                    | 22,145.45    |
| Welfare-Public Assistance              | 7,400.00     | School  | 7,362,645      | Transfers From Taxes                       | 14,289.68    |
| Hospitals, Clinics, First Aid          | 10,000.00    | Self-Liquidating                                  |                | Redeemed in 1969                           | 4,717.80     |
| Animal, Insect, & Rodent Control       |              | Other   | 861,000        | Cancelled, Abated or Adjusted (1969)       |              |
| Other Welfare Services                 |              | Total   | 8,223,645      | Transfers to Foreclosed Property:          |              |
| RECREATION and CONSERVATION            |              | ISSUED AND OUTSTANDING                            |                | Balance December 31, 1969                  | 31,717.33    |
| Beaches and Boardwalks                 |              | School  | 7,362,272.09   | PROPERTY ACQUIRED BY DEED OR               |              |
| Parks, Playgrounds, Shade Trees        | 94,050.00    | Self-Liquidating                                  |                | FORECLOSURE                                |              |
| Land Reclamation & Conservation        |              | Other   | 861,000.00     | Balance January 1, 1969                    | 100,004.50   |
| Other Recreational Services            | 36,300.00    | Total   | 8,223,272.09   | Transfers From Taxes or Liens              | 270.50       |
| EDUCATION (excluding schools)          |              | EQUALIZED VALUATION BASIS                         |                | Sale for Cash (1969)                       | 3,625.00     |
| Libraries                              | 91,100.00    | FOR NET DEBT COMPUTATION                          | 181,990,555.67 | Cancelled, Abated or Adjusted (1969)       |              |
| Other Educational Services             |              | 1969 CAPITAL OUTLAY                               | 478,128.00     | Balance December 31, 1969                  | 96,650.00    |
| STATUTORY EXPENDITURES                 |              | Beaches and Boardwalks                            | 12,208.00      | CURRENT FINANCES DECEMBER 31, 1969         |              |
| Pensions & F.I.C.A.                    | 113,692.00   | Parks and Playgrounds                             |                | ASSETS                                     |              |
| Employee Fringe Benefits               |              | Public Buildings and Grounds                      | 40,000.00      | Cash Dec. 31, 1969                         | 3,611,137.55 |
| Other Statutory Expenditures           |              | Vehicular Equipment                               | 213,514.88     | Taxes Receivable                           | 276,290.19   |
| MUNICIPAL FUNCTIONS                    |              | Streets, Roads, Sidewalks, Storm Sewers           | 146,053.12     | Tax Title Liens                            | 31,717.33    |
| CAPITAL IMPROVEMENTS                   | 414,500.00   | Sewer System                                      |                | Foreclosed Property                        | 96,650.00    |
| DEBT SERVICE                           |              | Water Service                                     |                | Emergencies & Other Deferred Charges       |              |
| Principal Payments                     | 35,000.00    | Other Utilities                                   |                | State Aid Receivable                       | 74,000.00    |
| Interest Payments                      | 29,800.00    | Hospitals and Clinics                             |                | Other Receivables                          | 170.10       |
| DEFERRED CHARGES                       |              | Garbage and Trash Disposal Facilities             |                | Total                                      | 4,089,965.17 |
| SCHOOL, COUNTY, SPECIAL DISTRICT TAXES | 5,864,934.50 | Health Equipment                                  | 24,006.15      | LIABILITIES                                |              |
| RESERVE FOR UNCOLLECTED TAXES          | 501,151.43   | Library and Education Facilities                  |                | Cash Liabilities                           | 2,781,055.24 |
|  |              | Conservation and Recreation                       |                | Reserves for Receivables                   | 404,827.62   |
| EXPENDITURES                           |              | Other Expenditures                                | 42,345.85      | Surplus Dec. 31, 1969                      | 904,082.31   |
| TOTAL                                  | 8,552,385.93 |   |                | Total                                      | 4,089,965.17 |

1343  
Population 1960 1,138  
Population 1969 1,280  
  
Moody Rating  
Land Area .60 Sq. Miles

SEA BRIGHT BORO - MONMOUTH COUNTY  
Net Valuation Taxable 16,397,867  
State Equalized Value 17,723,591  
Net Valuation on Which County Taxes  
are apportioned: 16,490,804  
State Equalization Ratio .9252  
General Tax Rate Per \$100. 2.98  
State Equalized  
General Tax Rate: 2.75

PER CAPITA:  
Gross Debt 514.84  
Net Debt 179.18  
Debt Service 21.12  
Total Tax Levy 378.10  
Municipal Expenditures 317.80

PER CENT:  
Gross Debt 4.03  
Net Debt 1.40  
Tax Levy Collected 87.68  
Tax Levy Cancelled, Abated  
or Adjusted

| 1969 EXPENDITURES                             |            | 1969 REVENUES                                     |                    | 1969 PROPERTY TAX                          |                 |
|---|------------|---|--------------------|--|-----------------|
| <b>GENERAL GOVERNMENT</b>                     |            | 1969 — Property Taxes Collected                   |                    | <b>STATE EQUALIZED TAX RATE</b>            |                 |
| Governing Body & Public Boards                |            |   | 424,319.99         | Local District School Taxes                | .63 111,320.00  |
| Municipal Clerk                               |            | 1969 Payments in Lieu of Taxes                    |                    | Regional & Consolidated School Tax         | .44 77,649.43   |
| Financial Administration                      | 21,168.00  | Delinquent Tax & Lien Collections                 | 62,813.09          | School Taxes in Municipal Budget           |                 |
| Assessment of Taxes                           | 2,500.00   | Business Personalty Replacement Taxes             | 13,500.00          | County Taxes                               | .56 98,370.35   |
| Collection of Taxes                           | 4,200.00   | Taxes from Public Utilities                       | 28,153.40          | County Library Taxes                       | .02 3,678.29    |
| Planning, Housing & Development               | 1,100.00   | Other Miscellaneous Tax Revenues                  |                    | Local Municipal Purpose Taxes              | 1.07 190,323.92 |
| Human Resources                               |            | State Aid Revenues                                | 5,113.05           | Veteran & Senior Citizen Taxes             | .04 7,210.00    |
| Elections                                     |            | Federal Aid Revenues                              |                    | Total Taxes for Rate Computation           | 2.76 488,551.99 |
| General Administration (other)                | 25,735.00  | Sale of Acquired Property                         |                    | Special District Taxes                     |                 |
| <b>JUDICIARY</b>                              |            | Other Miscellaneous Revenues                      | 94,708.49          | Bank Stock Taxes                           | 1,045.08        |
| Municipal Courts                              | 3,050.00   | 1969 Revenues                                     | 628,608.02         | Added and Omitted Taxes                    | 1,577.14        |
| <b>PUBLIC SAFETY</b>                          |            | Prior Years Surplus Appropriated                  | 47,000.00          | Total Taxes Levied - ABSTRACT              | 483,964.21      |
| Fire Protection                               | 15,326.00  | REVENUES  | 675,608.02         | <b>TOTAL TAXES BILLED</b>                  | 483,964.21      |
| Police Protection                             | 78,834.00  |   |                    | 1969 TAXES COLLECTED                       | 424,319.99      |
| Civil Defense & Disaster Control              | 500.00     | <b>1969 REAL PROPERTY VALUATIONS</b>              |                    | 1969 Taxes Cancelled, Abated or Adjusted   |                 |
| Environmental Inspection & Control            | 550.00     | Code Class # of Parcels %VAL'N                    | ASSESSED VALUATION | Transfer to Tax Title Liens or Foreclosed  |                 |
| Other Public Safety                           |            | 1 Vacant Land 190 4.39                            | 712,450.00         | Balance Outstanding Dec. 31, 1969          | 59,644.22       |
| <b>PUBLIC WORKS</b>                           |            | 2 Residential 417 41.66                           | 6,763,090.00       | <b>PRIOR YEARS TAXES OUTSTANDING</b>       |                 |
| Streets and Drainage                          | 24,784.00  | 3 Farm  |                    | Balance January 1, 1969                    | 60,789.78       |
| Sewers and Sewage Processing                  | 13,544.00  | 4a Commercial 81 44.02                            | 7,145,795.00       | Collected in 1969                          | 58,124.72       |
| Garbage and Trash Disposal                    | 32,500.00  | 4b Industrial                                     |                    | Cancelled, Abated or Adjusted (1969)       |                 |
| Public Buildings and Grounds                  | 6,105.00   | 4c Apartments 11 9.93                             | 1,612,050.00       | Transfers to Tax Title Liens or Foreclosed |                 |
| Other Public Works                            |            | Total 699 100.00                                  | 16,233,385.00      | Balance December 31, 1969                  | 2,665.06        |
| <b>HEALTH and WELFARE</b>                     |            | <b>CAPITAL DEBT AUTHORIZED, DECEMBER 31, 1969</b> |                    | <b>TAX TITLE LIENS OUTSTANDING</b>         |                 |
| Health Services Except Environmental          | 5,708.00   | ISSUED AND UNISSUED                               |                    | Balance January 1, 1969                    | 5,733.94        |
| Welfare-Public Assistance                     | 1,311.00   | School  | 429,651            | Transfers From Taxes                       |                 |
| Hospitals, Clinics, First Aid                 | 300.00     | Self-liquidating                                  |                    | Redeemed in 1969                           | 4,688.37        |
| Animal, Insect, & Rodent Control              |            | Other   | 229,350            | Cancelled, Abated or Adjusted (1969)       |                 |
| Other Welfare Services                        |            | Total   | 659,001            | Transfers to Foreclosed Property           |                 |
| <b>RECREATION and CONSERVATION</b>            |            | <b>ISSUED AND OUTSTANDING</b>                     |                    | Balance December 31, 1969                  | 1,045.57        |
| Beaches and Boardwalks                        | 40,029.00  | School  | 219,093.58         | <b>PROPERTY ACQUIRED BY DEED OR</b>        |                 |
| Parks, Playgrounds, Shade Trees               | 1,810.00   | Self-Liquidating                                  |                    | <b>FORECLOSURE</b>                         |                 |
| Land Reclamation & Conservation               |            | Other   | 111,500.00         | Balance January 1, 1969                    |                 |
| Other Recreational Services                   |            | Total   | 330,593.58         | Transfers From Taxes or Liens              |                 |
| <b>EDUCATION (excluding schools)</b>          |            | <b>EQUALIZED VALUATION BASIS</b>                  |                    | Sale for Cash (1969)                       |                 |
| Libraries                                     |            | <b>FOR NET DEBT COMPUTATION</b>                   |                    | Cancelled, Abated or Adjusted (1969)       |                 |
| Other Educational Services                    |            | TOTAL   |                    | Balance December 31, 1969                  |                 |
| <b>STATUTORY EXPENDITURES</b>                 |            | 1969 CAPITAL OUTLAY                               |                    | <b>CURRENT FINANCES DECEMBER 31, 1969</b>  |                 |
| Pensions & F.I.C.A.                           | 12,234.00  | Beaches and Boardwalks                            |                    | <b>ASSETS</b>                              |                 |
| Employee Fringe Benefits                      |            | Parks and Playgrounds                             |                    | Cash Dec. 31, 1969                         | 162,251.79      |
| Other Statutory Expenditures                  |            | Public Buildings and Grounds                      |                    | Taxes Receivable                           | 62,309.28       |
| <b>MUNICIPAL FUNCTIONS</b>                    |            | Vehicular Equipment                               |                    | Tax Title Liens                            | 1,045.57        |
| <b>CAPITAL IMPROVEMENTS</b>                   |            | Streets, Roads, Sidewalks, Storm Sewers           |                    | Foreclosed Property                        |                 |
| <b>DEBT SERVICE</b>                           |            | Sewer System                                      |                    | Emergencies & Other Deferred Charges       | 8,000.00        |
| Principal Payments                            | 22,000.00  | Water Service                                     |                    | State Aid Receivable                       | 5,998.00        |
| Interest Payments                             | 5,030.00   | Other Utilities                                   |                    | Other Receivables                          | 14,793.26       |
|   |            | Hospitals and Clinics                             |                    | Total                                      | 254,397.90      |
| <b>DEFERRED CHARGES</b>                       |            | Garbage and Trash Disposal Facilities             |                    | <b>LIABILITIES</b>                         |                 |
| <b>SCHOOL, COUNTY, SPECIAL DISTRICT TAXES</b> |            | Health Equipment                                  |                    | Cash Liabilities                           | 105,413.04      |
| <b>RESERVE FOR UNCOLLECTED TAXES</b>          |            | Library and Education Facilities                  |                    | Reserves for Receivables                   | 78,148.11       |
|   |            | Conservation and Recreation                       |                    | Surplus Dec. 31, 1969                      | 70,836.75       |
| <b>EXPENDITURES</b>                           |            | Other Expenditures                                |                    | Total                                      | 254,397.90      |
| <b>TOTAL</b>                                  | 697,801.07 |   |                    |  |                 |

1344  
Population 1960 1,798  
Population 1969 1,970  
  
Moody Rating  
Land Area 1.29 Sq. Miles

SEA GIRT BORO  
Net Valuation Taxable 31,922,903  
State Equalized Value 48,324,103  
Net Valuation on Which County Taxes  
are apportioned: 49,892,656  
State Equalization Ratio .6606

- MONMOUTH COUNTY

General Tax Rate Per \$100. 2.81  
  
State Equalized  
General Tax Rate: 1.85

PER CAPITA:  
Gross Debt 715.88  
Net Debt 73.73  
Debt Service 10.24  
Total Tax Levy 450.25  
Municipal Expenditures 234.06

PER CENT:  
Gross Debt 3.01  
Net Debt .31  
Tax Levy Collected 95.18  
Tax Levy Cancelled, Abated  
or Adjusted .01

| 1969 EXPENDITURES                      |                     | 1969 REVENUES                                     |                     | 1969 PROPERTY TAX                          |            |
|--|---------------------|---|---------------------|--|------------|
| <b>GENERAL GOVERNMENT</b>              |                     | 1969 — Property Taxes Collected 844,260.77        |                     | <b>STATE EQUALIZED TAX RATE</b>            |            |
| Governing Body & Public Boards         |                     | 1969 Payments in Lieu of Taxes                    |                     | Local District School Taxes .66            | 320,136.00 |
| Municipal Clerk                        |                     | Delinquent Tax & Lien Collections                 | 31,745.09           | Regional & Consolidated School Tax         |            |
| Financial Administration               | 18,950.00           | Business Personalty Replacement Taxes             | 4,933.00            | School Taxes in Municipal Budget           |            |
| Assessment of Taxes                    | 2,750.00            | Taxes from Public Utilities                       | 35,446.71           | County Taxes .62                           | 299,305.47 |
| Collection of Taxes                    | 5,735.00            | Other Miscellaneous Tax Revenues                  |                     | County Library Taxes .02                   | 11,194.32  |
| Planning, Housing & Development        | 2,500.00            | State Aid Revenues                                | 11,013.01           | Local Municipal Purpose Taxes .52          | 250,695.65 |
| Human Resources                        |                     | Federal Aid Revenues                              |                     | Veteran & Senior Citizen Taxes .03         | 15,240.00  |
| Elections                              |                     | Sale of Acquired Property                         |                     | Total Taxes for Rate Computation 1.85      | 896,571.44 |
| General Administration (other)         | 24,645.00           | Other Miscellaneous Revenues                      | 70,327.48           | Special District Taxes                     |            |
| <b>JUDICIARY</b>                       |                     | 1969 Revenues Total                               | 997,726.06          | Bank Stock Taxes                           | 1,304.35   |
| Municipal Courts                       | 3,750.00            | Prior Years Surplus Appropriated                  | 90,000.00           | Added and Omitted Taxes                    | 4,350.38   |
| <b>PUBLIC SAFETY</b>                   |                     | <b>REVENUES TOTAL</b>                             | <b>1,087,726.06</b> | Total Taxes Levied - ABSTRACT              | 886,986.17 |
| Fire Protection                        | 14,210.00           | <b>1969 REAL PROPERTY VALUATIONS</b>              |                     | <b>TOTAL TAXES BILLED</b>                  | 887,016.26 |
| Police Protection                      | 92,250.00           | Code Class # of Parcels %VAL'N                    | ASSESSED VALUATION  | <b>1969 TAXES COLLECTED</b>                | 844,260.77 |
| Civil Defense & Disaster Control       | 600.00              | 1 Vacant Land 76 2.67                             | 847,150.00          | 1969 Taxes Cancelled, Abated or Adjusted   | 44.94      |
| Environmental Inspection & Control     | 2,439.00            | 2 Residential 1007 95.97                          | 30,394,968.00       | Transfer to Tax Title Liens or Foreclosed  | 5,035.73   |
| Other Public Safety                    |                     | 3 Farm  |                     | Balance Outstanding Dec. 31, 1969          | 37,674.82  |
| <b>PUBLIC WORKS</b>                    |                     | 4a Commercial 43 .52                              | 165,113.00          | <b>PRIOR YEARS TAXES OUTSTANDING</b>       |            |
| Streets and Drainage                   | 62,120.00           | 4b Industrial                                     |                     | Balance January 1, 1969                    | 30,776.61  |
| Sewers and Sewage Processing           | 7,010.00            | 4c Apartments 1 .84                               | 265,000.00          | Collected in 1969                          | 30,776.61  |
| Garbage and Trash Disposal             | 29,735.00           | Total 1127 100.00                                 | 31,672,231.00       | Cancelled, Abated or Adjusted (1969)       |            |
| Public Buildings and Grounds           | 10,225.00           | <b>CAPITAL DEBT AUTHORIZED, DECEMBER 31, 1969</b> |                     | Transfers to Tax Title Liens or Foreclosed |            |
| Other Public Works                     |                     | ISSUED AND UNISSUED                               | GROSS DEBT          | Balance December 31, 1969                  |            |
| <b>HEALTH and WELFARE</b>              |                     | School  | 723,000             | <b>TAX TITLE LIENS OUTSTANDING</b>         |            |
| Health Services Except Environmental   | 925.00              | Self-liquidating                                  | 542,044             | Balance January 1, 1969                    | 12,570.18  |
| Welfare-Public Assistance              | 500.00              | Other   | 145,242             | Transfers From Taxes                       | 5,035.73   |
| Hospitals, Clinics, First Aid          | 300.00              | Total   | 1,410,287           | Redeemed in 1969                           | 968.48     |
| Animal, Insect, & Rodent Control       |                     | <b>ISSUED AND OUTSTANDING</b>                     |                     | Cancelled, Abated or Adjusted (1969)       |            |
| Other Welfare Services                 |                     | School  | 225,000.00          | Transfers to Foreclosed Property           |            |
| <b>RECREATION and CONSERVATION</b>     |                     | Self-Liquidating                                  | 290,000.00          | Balance December 31, 1969                  | 16,637.43  |
| Beaches and Boardwalks                 | 35,475.00           | Other   | 80,000.00           | <b>PROPERTY ACQUIRED BY DEED OR</b>        |            |
| Parks, Playgrounds, Shade Trees        | 9,020.00            | Total   | 595,000.00          | <b>FORECLOSURE</b>                         |            |
| Land Reclamation & Conservation        | 1,850.00            | <b>EQUALIZED VALUATION BASIS</b>                  |                     | Balance January 1, 1969                    | 6,600.00   |
| Other Recreational Services            |                     | FOR NET DEBT COMPUTATION                          | 46,852,348.00       | Transfers From Taxes or Liens              |            |
| <b>EDUCATION (exclusing schools)</b>   |                     | 1969 CAPITAL OUTLAY TOTAL                         | 174,897.00          | Sale for Cash (1969)                       |            |
| Libraries                              | 1,100.00            | Beaches and Boardwalks                            |                     | Cancelled, Abated or Adjusted (1969)       |            |
| Other Educational Services             |                     | Parks and Playgrounds                             | 6,500.00            | Balance December 31, 1969                  | 6,600.00   |
| <b>STATUTORY EXPENDITURES</b>          |                     | Public Buildings and Grounds                      |                     | <b>CURRENT FINANCES DECEMBER 31, 1969</b>  |            |
| Pensions & F.I.C.A.                    | 21,736.00           | Vehicular Equipment                               |                     | <b>ASSETS</b>                              |            |
| Employee Fringe Benefits               | 5,000.00            | Streets, Roads, Sidewalks, Storm Sewers           | 4,000.00            | Cash Dec. 31, 1969                         | 316,446.73 |
| Other Statutory Expenditures           |                     | Sewer System                                      |                     | Taxes Receivable                           | 37,674.82  |
| <b>MUNICIPAL FUNCTIONS</b>             |                     | Water Service                                     | 157,897.00          | Tax Title Liens                            | 16,637.43  |
| <b>CAPITAL IMPROVEMENTS</b>            |                     | Other Utilities                                   |                     | Foreclosed Property                        | 6,600.00   |
| <b>DEBT SERVICE</b>                    |                     | Hospitals and Clinics                             |                     | Emergencies & Other Deferred Charges       | 23,100.00  |
| Principal Payments                     | 17,000.00           | Garbage and Trash Disposal Facilities             | 2,500.00            | State Aid Receivable                       |            |
| Interest Payments                      | 3,178.50            | Health Equipment                                  |                     | Other Receivables                          | 20,000.00  |
| <b>DEFERRED CHARGES</b>                |                     | Library and Education Facilities                  |                     | Total                                      | 420,458.98 |
| SCHOOL, COUNTY, SPECIAL DISTRICT TAXES | 3,900.00            | Conservation and Recreation                       |                     | <b>LIABILITIES</b>                         |            |
| <b>RESERVE FOR UNCOLLECTED TAXES</b>   |                     | Other Expenditures                                | 4,000.00            | Cash Liabilities                           | 239,994.76 |
|  | 61,696.50           |   |                     | Reserves for Receivables                   | 80,912.25  |
| <b>EXPENDITURES TOTAL</b>              | <b>1,091,735.79</b> |   |                     | Surplus Dec. 31, 1969                      | 99,551.97  |
|  |                     |   |                     | Total                                      | 420,458.98 |

0509  
Population 1960 1,393  
Population 1969 1,660  
  
Moody Rating  
Land Area 3.00 Sq. Miles

SEA ISLE CITY - CAPE MAY COUNTY  
Net Valuation Taxable 28,579,749  
State Equalized Value 31,492,836  
Net Valuation on Which County Taxes are apportioned: 29,368,807  
State Equalization Ratio .9075  
General Tax Rate Per \$100. 2.59  
State Equalized General Tax Rate: 2.35

PER CAPITA:  
Gross Debt 1,103.46  
Net Debt 715.51  
Debt Service 24.56  
Total Tax Levy 444.53  
Municipal Expenditures 395.43  
  
PER CENT:  
Gross Debt 6.58  
Net Debt 4.26  
Tax Levy Collected 95.74  
Tax Levy Cancelled, Abated or Adjusted .02

| 1969 EXPENDITURES                             |            | 1969 REVENUES   |                    | 1969 PROPERTY TAX                               |            |
|---|------------|---|--------------------|---|------------|
| <b>GENERAL GOVERNMENT</b>                     |            |   |                    | <b>STATE EQUALIZED TAX RATE</b>                 |            |
| Governing Body & Public Boards                |            | 1969 — Property Taxes Collected                           | 705,642.45         | Local District School Taxes                     | 166,900.88 |
| Municipal Clerk                               |            | 1969 Payments in Lieu of Taxes                            |                    | Regional & Consolidated School Tax              |            |
| Financial Administration                      | 21,625.18  | Delinquent Tax & Lien Collections                         | 31,997.10          | School Taxes in Municipal Budget                |            |
| Assessment of Taxes                           | 7,807.51   | Business Personalty Replacement Taxes                     | 7,233.00           | County Taxes                                    | 160,223.84 |
| Collection of Taxes                           | 13,864.44  | Taxes from Public Utilities                               | 54,878.71          | County Library Taxes                            | 4,195.08   |
| Planning, Housing & Development               | 3,486.86   | Other Miscellaneous Tax Revenues                          |                    | Local Municipal Purpose Taxes                   | 392,319.05 |
| Human Resources                               |            | State Aid Revenues  | 21,903.64          | Veteran & Senior Citizen Taxes                  | 16,610.00  |
| Elections                                     | 1,222.75   | Federal Aid Revenues                                      |                    | Total Taxes for Rate Computation                | 740,248.85 |
| General Administration (other)                | 55,720.00  | Sale of Acquired Property                                 |                    | Special District Taxes                          |            |
| <b>JUDICIARY</b>                              |            | Other Miscellaneous Revenues                              | 70,309.95          | Bank Stock Taxes                                | 1,038.20   |
| Municipal Courts                              | 4,460.06   | 1969 Revenues   | 891,964.85         | Added and Omitted Taxes                         | 13,246.40  |
| <b>PUBLIC SAFETY</b>                          |            | Prior Years Surplus Appropriated                          | 144,000.00         | Total Taxes Levied - ABSTRACT                   | 737,923.45 |
| Fire Protection                               | 11,953.30  | REVENUES  | 1,035,964.85       | <b>TOTAL TAXES BILLED</b>                       | 737,051.96 |
| Police Protection                             | 107,848.72 |   |                    | 1969 TAXES COLLECTED                            | 705,642.45 |
| Civil Defense & Disaster Control              | 1,640.15   | <b>1969 REAL PROPERTY VALUATIONS</b>                      |                    | 1969 Taxes Cancelled, Abated or Adjusted        | 162.80     |
| Environmental Inspection & Control            | 3,282.06   | Code Class # of Parcels %VAL'N                            | ASSESSED VALUATION | Transfer to Tax Title Liens or Foreclosed       | 128.25     |
| Other Public Safety                           |            | 1 Vacant Land 1547 11.29                                  | 3,172,000.00       | Balance Outstanding Dec. 31, 1969               | 31,118.46  |
| <b>PUBLIC WORKS</b>                           |            | 2 Residential 1805 77.01                                  | 21,633,750.00      | <b>PRIOR YEARS TAXES OUTSTANDING</b>            |            |
| Streets and Drainage                          | 93,264.91  | 3 Farm  |                    | Balance January 1, 1969                         | 32,105.31  |
| Sewers and Sewage Processing                  |            | 4a Commercial 132 11.70                                   | 3,285,850.00       | Collected in 1969                               | 31,673.43  |
| Garbage and Trash Disposal                    | 31,315.27  | 4b Industrial   |                    | Cancelled, Abated or Adjusted (1969)            | 91.45      |
| Public Buildings and Grounds                  |            | 4c Apartments   |                    | Transfers to Tax Title Liens or Foreclosed      |            |
| Other Public Works                            | 1,597.25   | Total 3484 100.00   | 28,091,600.00      | Balance December 31, 1969                       | 340.43     |
| <b>HEALTH and WELFARE</b>                     |            | <b>CAPITAL DEBT AUTHORIZED, DECEMBER 31, 1969</b>         |                    | <b>TAX TITLE LIENS OUTSTANDING</b>              |            |
| Health Services Except Environmental          | 1,275.40   | ISSUED AND UNISSUED                                       | GROSS DEBT         | Balance January 1, 1969                         | 1,040.35   |
| Welfare-Public Assistance                     | 482.38     | School  | 644,000            | Transfers From Taxes                            | 128.25     |
| Hospitals, Clinics, First Aid                 | 1,000.00   | Self-liquidating  |                    | Redeemed in 1969                                | 323.67     |
| Animal, Insect, & Rodent Control              | 2,622.88   | Other   | 1,187,749          | Cancelled, Abated or Adjusted (1969)            |            |
| Other Welfare Services                        |            | Total   | 1,831,749          | Transfers to Foreclosed Property                |            |
| <b>RECREATION and CONSERVATION</b>            |            |   |                    | Balance December 31, 1969                       | 844.93     |
| Beaches and Boardwalks                        | 84,820.24  | ISSUED AND OUTSTANDING                                    |                    | <b>PROPERTY ACQUIRED BY DEED OR FORECLOSURE</b> |            |
| Parks, Playgrounds, Shade Trees               | 5,336.67   | School  |                    | Balance January 1, 1969                         | 96,012.25  |
| Land Reclamation & Conservation               |            | Self-Liquidating  |                    | Transfers From Taxes or Liens                   |            |
| Other Recreational Services                   | 7,464.66   | Other   | 975,000.00         | Sale for Cash (1969)                            |            |
| <b>EDUCATION (excluding schools)</b>          |            | Total   | 975,000.00         | Cancelled, Abated or Adjusted (1969)            |            |
| Libraries                                     | 931.77     | <b>EQUALIZED VALUATION BASIS FOR NET DEBT COMPUTATION</b> | 27,853,602.32      | Balance December 31, 1969                       | 96,012.25  |
| Other Educational Services                    |            | 1969 CAPITAL OUTLAY                                       | 119,174.12         | <b>CURRENT FINANCES DECEMBER 31, 1969</b>       |            |
| <b>STATUTORY EXPENDITURES</b>                 |            | Beaches and Boardwalks                                    | 93,029.43          | <b>ASSETS</b>                                   |            |
| Pensions & F.I.C.A.                           | 22,219.46  | Parks and Playgrounds                                     | 3,000.00           | Cash Dec. 31, 1969                              | 316,689.63 |
| Employee Fringe Benefits                      | 8,248.78   | Public Buildings and Grounds                              | 6,799.30           | Taxes Receivable                                | 31,458.89  |
| Other Statutory Expenditures                  |            | Vehicular Equipment                                       | 3,401.00           | Tax Title Liens                                 | 844.93     |
| <b>MUNICIPAL FUNCTIONS</b>                    | 493,490.70 | Streets, Roads, Sidewalks, Storm Sewers                   | 10,700.00          | Foreclosed Property                             | 96,012.25  |
| <b>CAPITAL IMPROVEMENTS</b>                   | 27,434.00  | Sewer System  |                    | Emergencies & Other Deferred Charges            | 72,106.70  |
| <b>DEBT SERVICE</b>                           |            | Water Service   | 244.39             | State Aid Receivable                            | 22,000.00  |
| Principal Payments                            | 20,000.00  | Other Utilities   |                    | Other Receivables                               | 400.00     |
| Interest Payments                             | 20,764.38  | Hospitals and Clinics                                     |                    | Total   | 539,512.40 |
| <b>DEFERRED CHARGES</b>                       | 29,422.89  | Garbage and Trash Disposal Facilities                     |                    | <b>LIABILITIES</b>                              |            |
| <b>SCHOOL, COUNTY, SPECIAL DISTRICT TAXES</b> | 331,319.80 | Health Equipment  |                    | Cash Liabilities                                | 208,611.55 |
| <b>RESERVE FOR UNCOLLECTED TAXES</b>          | 65,309.23  | Library and Education Facilities                          |                    | Reserves for Receivables                        | 128,716.07 |
|   |            | Conservation and Recreation                               |                    | Surplus Dec. 31, 1969                           | 202,184.78 |
| <b>EXPENDITURES</b>                           | 987,741.00 | Other Expenditures  | 2,000.00           | Total   | 539,512.40 |

1526  
Population 1960 954  
Population 1969 1,000  
  
Moody Rating  
Land Area .25 Sq. Miles

SEASIDE HEIGHTS BORO - OCEAN COUNTY  
Net Valuation Taxable 32,788,614  
State Equalized Value 30,546,500  
Net Valuation on Which County Taxes  
are apportioned: 29,975,192  
State Equalization Ratio 1.0734

General Tax Rate Per \$100. 1.76  
  
State Equalized  
General Tax Rate: 1.88

PER CAPITA:  
Gross Debt 1,116.73  
Net Debt 478.00  
Debt Service 64.96  
Total Tax Levy 570.72  
Municipal Expenditures 973.40

PER CENT:  
Gross Debt 3.93  
Net Debt 1.68  
Tax Levy Collected 87.75  
Tax Levy Cancelled, Abated  
or Adjusted .19

| 1969 EXPENDITURES                             |  | 1969 REVENUES                                   |  | 1969 PROPERTY TAX                          |            |
|---|--|---|--|--|------------|
| <b>GENERAL GOVERNMENT</b>                     |  | 1969 — Property Taxes Collected 501,198.57      |  | <b>STATE EQUALIZED TAX RATE</b>            |            |
| Governing Body & Public Boards                |  | 1969 Payments in Lieu of Taxes                  |  | Local District School Taxes .47            | 142,430.00 |
| Municipal Clerk                               |  | Delinquent Tax & Lien Collections 31,627.83     |  | Regional & Consolidated School Tax .38     | 117,451.88 |
| Financial Administration 59,000.00            |  | Business Personalty Replacement Taxes 16,096.00 |  | School Taxes in Municipal Budget           |            |
| Assessment of Taxes 4,104.83                  |  | Taxes from Public Utilities 26,468.00           |  | County Taxes .51                           | 156,884.33 |
| Collection of Taxes 11,136.01                 |  | Other Miscellaneous Tax Revenues                |  | County Library Taxes .02                   | 6,442.57   |
| Planning, Housing & Development               |  | State Aid Revenues 8,311.01                     |  | Local Municipal Purpose Taxes .45          | 137,658.37 |
| Human Resources                               |  | Federal Aid Revenues                            |  | Veteran & Senior Citizen Taxes .05         | 14,250.00  |
| Elections                                     |  | Sale of Acquired Property                       |  | Total Taxes for Rate Computation 1.88      | 575,117.15 |
| General Administration (other) 77,456.26      |  | Other Miscellaneous Revenues 668,699.37         |  | Special District Taxes                     |            |
| <b>JUDICIARY</b>                              |  | 1969 Revenues Total 1,252,400.78                |  | Bank Stock Taxes                           | 2,921.53   |
| Municipal Courts 27,549.17                    |  | Prior Years Surplus Appropriated 70,000.00      |  | Added and Omitted Taxes                    | 6,929.56   |
| <b>PUBLIC SAFETY</b>                          |  | <b>REVENUES TOTAL 1,322,400.78</b>              |  | Total Taxes Levied - ABSTRACT              | 570,718.24 |
| Fire Protection 13,200.00                     |  |   |  | <b>TOTAL TAXES BILLED</b>                  | 571,149.10 |
| Police Protection 199,358.86                  |  |   |  | <b>1969 TAXES COLLECTED</b>                | 501,198.57 |
| Civil Defense & Disaster Control 500.00       |  |   |  | 1969 Taxes Cancelled, Abated or Adjusted   | 1,070.07   |
| Environmental Inspection & Control 1,600.00   |  |   |  | Transfer to Tax Title Liens or Foreclosed  |            |
| Other Public Safety                           |  |   |  | Balance Outstanding Dec. 31, 1969          | 68,880.46  |
| <b>PUBLIC WORKS</b>                           |  |   |  | <b>PRIOR YEARS TAXES OUTSTANDING</b>       |            |
| Streets and Drainage 16,546.03                |  |   |  | Balance January 1, 1969                    | 50,327.17  |
| Sewers and Sewage Processing 29,598.60        |  |   |  | Collected in 1969                          | 31,627.83  |
| Garbage and Trash Disposal 48,472.67          |  |   |  | Cancelled, Abated or Adjusted (1969)       | 823.68     |
| Public Buildings and Grounds 36,460.27        |  |   |  | Transfers to Tax Title Liens or Foreclosed |            |
| Other Public Works                            |  |   |  | Balance December 31, 1969                  | 17,875.66  |
| <b>HEALTH and WELFARE</b>                     |  |   |  | <b>TAX TITLE LIENS OUTSTANDING</b>         |            |
| Health Services Except Environmental 2,075.00 |  |   |  | Balance January 1, 1969                    |            |
| Welfare-Public Assistance 2,000.00            |  |   |  | Transfers From Taxes                       |            |
| Hospitals, Clinics, First Aid 2,000.00        |  |   |  | Redeemed in 1969                           |            |
| Animal, Insect, & Rodent Control 4,400.00     |  |   |  | Cancelled, Abated or Adjusted (1969)       |            |
| Other Welfare Services                        |  |   |  | Transfers to Foreclosed Property           |            |
| <b>RECREATION and CONSERVATION</b>            |  |   |  | Balance December 31, 1969                  |            |
| Beaches and Boardwalks 166,177.68             |  |   |  | <b>PROPERTY ACQUIRED BY DEED OR</b>        |            |
| Parks, Playgrounds, Shade Trees               |  |   |  | <b>FORECLOSURE</b>                         |            |
| Land Reclamation & Conservation               |  |   |  | Balance January 1, 1969                    | 600.00     |
| Other Recreational Services 7,700.00          |  |   |  | Transfers From Taxes or Liens              |            |
| <b>EDUCATION (excluding schools)</b>          |  |   |  | Sale for Cash (1969)                       |            |
| Libraries                                     |  |   |  | Cancelled, Abated or Adjusted (1969)       |            |
| Other Educational Services                    |  |   |  | Balance December 31, 1969                  | 600.00     |
| <b>STATUTORY EXPENDITURES</b>                 |  |   |  | <b>CURRENT FINANCES DECEMBER 31, 1969</b>  |            |
| Pensions & F.I.C.A. 42,759.00                 |  |   |  | <b>ASSETS</b>                              |            |
| Employee Fringe Benefits 17,333.06            |  |   |  | Cash Dec. 31, 1969                         | 156,095.21 |
| Other Statutory Expenditures                  |  |   |  | Taxes Receivable                           | 86,756.12  |
| <b>MUNICIPAL FUNCTIONS</b>                    |  |   |  | Tax Title Liens                            |            |
| <b>CAPITAL IMPROVEMENTS</b>                   |  |   |  | Foreclosed Property                        | 600.00     |
| <b>DEBT SERVICE</b>                           |  |   |  | Emergencies & Other Deferred Charges       | 75,152.32  |
| Principal Payments 41,000.00                  |  |   |  | State Aid Receivable                       | 6,338.00   |
| Interest Payments 23,963.00                   |  |   |  | Other Receivables                          | 3,974.72   |
|   |  |   |  | Total                                      | 328,916.37 |
| <b>DEFERRED CHARGES</b>                       |  |   |  | <b>LIABILITIES</b>                         |            |
| SCHOOL, COUNTY, SPECIAL DISTRICT TAXES        |  |   |  | Cash Liabilities                           | 211,833.44 |
| RESERVE FOR UNCOLLECTED TAXES 423,208.78      |  |   |  | Reserves for Receivables                   | 91,330.84  |
|   |  |   |  | Surplus Dec. 31, 1969                      | 25,752.09  |
| <b>EXPENDITURES TOTAL 1,396,611.29</b>        |  |   |  | Total                                      | 328,916.37 |



|                                     |            |         |  |                             |      |
|-------------------------------------|------------|---------|--|-----------------------------|------|
| SEASIDE PARK BORO                   |            | - OCEAN |  | COUNTY                      |      |
| Net Valuation Taxable               | 27,636,484 |         |  |                             |      |
| State Equalized Value               | 31,430,096 |         |  | General Tax Rate Per \$100. | 2.29 |
| Net Valuation on Which County Taxes |            |         |  |                             |      |
| are apportioned:                    | 28,824,442 |         |  | State Equalized             |      |
| State Equalization Ratio            | .8793      |         |  | General Tax Rate:           | 2.01 |

|   |       |
|---|-------|
| PER CENT:                                 |       |
| Gross Debt                                | 3.69  |
| Net Debt                                  | 1.16  |
| Tax Levy Collected                        | 94.99 |
| Tax Levy Cancelled, Abated<br>or Adjusted |       |

- 571 -

1969  
Population 1960 12,154  
Population 1969 13,730  
S & P Rating A  
Moody Rating BAA  
Land Area 6.10 Sq. Miles

# SECAUCUS TOWN

Net Valuation Taxable 142,962,068  
State Equalized Value 190,921,565  
Net Valuation on Which County Taxes are apportioned: 198,328,623  
State Equalization Ratio .7488

# - HUDSON

# COUNTY

General Tax Rate Per \$100. 3.11  
State Equalized General Tax Rate: 2.32

# PER CAPITA:

Gross Debt 649.60  
Net Debt 212.14  
Debt Service 26.76  
Total Tax Levy 322.44  
Municipal Expenditures 157.35

# PER CENT:

Gross Debt 4.10  
Net Debt 1.34  
Tax Levy Collected 87.03  
Tax Levy Cancelled, Abated or Adjusted .61

| 1969 EXPENDITURES                      |                     | 1969 REVENUES                          |                     | 1969 PROPERTY TAX                          |                     |
|--|---------------------|--|---------------------|--|---------------------|
| <b>GENERAL GOVERNMENT</b>              |                     | <b>1969 — Property Taxes Collected</b> |                     | <b>STATE EQUALIZED TAX RATE</b>            |                     |
| Governing Body & Public Boards         |                     |  | 3,853,080.25        | Local District School Taxes                | .87                 |
| Municipal Clerk                        |                     | 1969 Payments in Lieu of Taxes         |                     | Regional & Consolidated School Tax         |                     |
| Financial Administration               | 44,035.00           | Delinquent Tax & Lien Collections      | 418,558.18          | School Taxes in Municipal Budget           | .08                 |
| Assessment of Taxes                    | 30,020.70           | Business Personalty Replacement Taxes  | 344,327.00          | County Taxes                               | 1.18                |
| Collection of Taxes                    | 12,200.00           | Taxes from Public Utilities            | 256,325.56          | County Library Taxes                       |                     |
| Planning, Housing & Development        | 2,218.00            | Other Miscellaneous Tax Revenues       |                     | Local Municipal Purpose Taxes              | .16                 |
| Human Resources                        |                     | State Aid Revenues                     | 143,477.98          | Veteran & Senior Citizen Taxes             | .04                 |
| Elections                              | 1,600.15            | Federal Aid Revenues                   |                     | Total Taxes for Rate Computation           | 2.33                |
| General Administration (other)         | 80,217.25           | Sale of Acquired Property              |                     | Special District Taxes                     |                     |
| <b>JUDICIARY</b>                       |                     | Other Miscellaneous Revenues           | 98,064.41           | Bank Stock Taxes                           | 4,672.55            |
| Municipal Courts                       | 13,995.00           | 1969 Revenues                          | 5,113,833.38        | Added and Omitted Taxes                    | 43,957.08           |
| <b>PUBLIC SAFETY</b>                   |                     | Prior Years Surplus Appropriated       | 575,000.00          | Total Taxes Levied - ABSTRACT              | 4,427,039.12        |
| Fire Protection                        | 66,310.00           | <b>REVENUES</b>                        | <b>5,688,833.38</b> | <b>TOTAL TAXES BILLED</b>                  | <b>4,427,239.38</b> |
| Police Protection                      | 369,857.00          |  |                     | <b>1969 TAXES COLLECTED</b>                | <b>3,853,080.25</b> |
| Civil Defense & Disaster Control       | 1,075.00            |  |                     | 1969 Taxes Cancelled, Abated or Adjusted   | 27,088.58           |
| Environmental Inspection & Control     | 4,560.00            |  |                     | Transfer to Tax Title Liens or Foreclosed  | 6,338.28            |
| Other Public Safety                    |                     |  |                     | Balance Outstanding Dec. 31, 1969          | 540,732.27          |
| <b>PUBLIC WORKS</b>                    |                     |  |                     | <b>PRIOR YEARS TAXES OUTSTANDING</b>       |                     |
| Streets and Drainage                   | 181,658.00          |  |                     | Balance January 1, 1969                    | 261,105.26          |
| Sewers and Sewage Processing           | 79,830.00           |  |                     | Collected in 1969                          | 247,643.47          |
| Garbage and Trash Disposal             | 89,700.75           |  |                     | Cancelled, Abated or Adjusted (1969)       | 1,585.50            |
| Public Buildings and Grounds           | 30,815.00           |  |                     | Transfers to Tax Title Liens or Foreclosed |                     |
| Other Public Works                     |                     |  |                     | Balance December 31, 1969                  | 11,876.29           |
| <b>HEALTH and WELFARE</b>              |                     |  |                     | <b>TAX TITLE LIENS OUTSTANDING</b>         |                     |
| Health Services Except Environmental   | 13,204.00           |  |                     | Balance January 1, 1969                    | 1,331,077.52        |
| Welfare-Public Assistance              | 8,400.00            |  |                     | Transfers From Taxes                       | 6,338.28            |
| Hospitals, Clinics, First Aid          |                     |  |                     | Redeemed in 1969                           | 170,914.71          |
| Animal, Insect, & Rodent Control       |                     |  |                     | Cancelled, Abated or Adjusted (1969)       | 25,460.46           |
| Other Welfare Services                 |                     |  |                     | Transfers to Foreclosed Property           |                     |
| <b>RECREATION and CONSERVATION</b>     |                     |  |                     | Balance December 31, 1969                  | 1,141,040.63        |
| Beaches and Boardwalks                 |                     |  |                     | <b>PROPERTY ACQUIRED BY DEED OR</b>        |                     |
| Parks, Playgrounds, Shade Trees        | 26,535.00           |  |                     | <b>FORECLOSURE</b>                         |                     |
| Land Reclamation & Conservation        |                     |  |                     | Balance January 1, 1969                    | 112,950.00          |
| Other Recreational Services            | 4,500.00            |  |                     | Transfers From Taxes or Liens              |                     |
| <b>EDUCATION (excluding schools)</b>   |                     |  |                     | Sale for Cash (1969)                       |                     |
| Libraries                              |                     |  |                     | Cancelled, Abated or Adjusted (1969)       |                     |
| Other Educational Services             | 46,756.80           |  |                     | Balance December 31, 1969                  | 112,950.00          |
| <b>STATUTORY EXPENDITURES</b>          |                     |  |                     | <b>CURRENT FINANCES DECEMBER 31, 1969</b>  |                     |
| Pensions & F.I.C.A.                    | 87,894.40           |  |                     | <b>ASSETS</b>                              |                     |
| Employee Fringe Benefits               | 28,200.00           |  |                     | Cash Dec. 31, 1969                         | 1,196,615.95        |
| Other Statutory Expenditures           |                     |  |                     | Taxes Receivable                           | 552,608.56          |
| <b>MUNICIPAL FUNCTIONS</b>             |                     |  |                     | Tax Title Liens                            | 1,141,040.63        |
| <b>CAPITAL IMPROVEMENTS</b>            |                     |  |                     | Foreclosed Property                        | 112,950.00          |
| <b>DEBT SERVICE</b>                    |                     |  |                     | Emergencies & Other Deferred Charges       | 75,009.51           |
| Principal Payments                     | 194,847.89          |  |                     | State Aid Receivable                       | 82,339.10           |
| Interest Payments                      | 172,581.50          |  |                     | Other Receivables                          | 9,735.32            |
| <b>TYPE I SCHL DEBT *MEMO</b>          |                     |  |                     | Total                                      | 3,170,299.07        |
| <b>DEFERRED CHARGES</b>                |                     |  |                     | <b>LIABILITIES</b>                         |                     |
| SCHOOL, COUNTY, SPECIAL DISTRICT TAXES | 4,073,225.19        |  |                     | Cash Liabilities                           | 1,147,800.76        |
| RESERVE FOR UNCOLLECTED TAXES          | 500,041.66          |  |                     | Reserves for Receivables                   | 1,816,334.51        |
| <b>EXPENDITURES</b>                    |                     |  |                     | Surplus Dec. 31, 1969                      | 206,163.80          |
| <b>TOTAL</b>                           | <b>6,233,607.26</b> |  |                     | Total                                      | <b>3,170,299.07</b> |

\* ABOVE DEBT SERVICE INCLUDES TYPE I SCHOOL DEBT

0332  
Population 1960 774  
Population 1969 990  
  
Moody Rating  
Land Area 46.61 Sq Miles

SHAMONG TWP  
Net Valuation Taxable 6,478,440  
State Equalized Value 7,227,175  
Net Valuation on Which County Taxes are apportioned: 6,586,756  
State Equalization Ratio .8964  
  
- BURLINGTON COUNTY  
General Tax Rate Per \$100. 3.19  
State Equalized General Tax Rate: 2.85

PER CAPITA:  
Gross Debt 633.77  
Net Debt 209.17  
Debt Service  
Total Tax Levy 206.62  
Municipal Expenditures 101.45

PER CENT:  
Gross Debt 9.10  
Net Debt 3.00  
Tax Levy Collected 75.57  
Tax Levy Cancelled, Abated or Adjusted .71

| 1969 EXPENDITURES                             |                   | 1969 REVENUES   |                                     | 1969 PROPERTY TAX                               |                 |
|---|-------------------|---|-------------------------------------|---|-----------------|
| <b>GENERAL GOVERNMENT</b>                     |                   |   |                                     | <b>STATE EQUALIZED TAX RATE</b>                 |                 |
| Governing Body & Public Boards                |                   | 1969 — Property Taxes Collected                           | 154,949.55                          | Local District School Taxes                     | 1.62 117,267.28 |
| Municipal Clerk                               |                   | 1969 Payments in Lieu of Taxes                            |                                     | Regional & Consolidated School Tax              | .62 44,783.58   |
| Financial Administration                      | 3,788.40          | Delinquent Tax & Lien Collections                         | 33,437.43                           | School Taxes in Municipal Budget                |                 |
| Assessment of Taxes                           | 1,932.81          | Business Personalty Replacement Taxes                     | 4,051.00                            | County Taxes                                    | .53 38,057.95   |
| Collection of Taxes                           | 1,663.79          | Taxes from Public Utilities                               | 16,903.92                           | County Library Taxes                            | .02 1,688.52    |
| Planning, Housing & Development               | 856.80            | Other Miscellaneous Tax Revenues                          | 1,661.50                            | Local Municipal Purpose Taxes                   |                 |
| Human Resources                               |                   | State Aid Revenues  | 7,629.35                            | Veteran & Senior Citizen Taxes                  | .06 4,640.00    |
| Elections                                     |                   | Federal Aid Revenues                                      |                                     | Total Taxes for Rate Computation                | 2.85 206,437.33 |
| General Administration (other)                | 4,282.48          | Sale of Acquired Property                                 |                                     | Special District Taxes                          |                 |
| <b>JUDICIARY</b>                              |                   | Other Miscellaneous Revenues                              | 22,310.58                           | Bank Stock Taxes                                |                 |
| Municipal Courts                              | 1,272.48          | 1969 Revenues   | 240,943.33                          | Added and Omitted Taxes                         | 2,759.34        |
| <b>PUBLIC SAFETY</b>                          |                   | Prior Years Surplus Appropriated                          | 51,736.00                           | Total Taxes Levied - ABSTRACT                   | 204,556.67      |
| Fire Protection                               |                   | <b>REVENUES</b>   | <b>TOTAL</b> 292,679.33             | <b>TOTAL TAXES BILLED</b>                       | 205,042.67      |
| Police Protection                             | 2,576.68          |   |                                     | 1969 TAXES COLLECTED                            | 154,949.55      |
| Civil Defense & Disaster Control              | 250.00            | <b>1969 REAL PROPERTY VALUATIONS</b>                      |                                     | 1969 Taxes Cancelled, Abated or Adjusted        | 1,448.88        |
| Environmental Inspection & Control            | 526.64            | Code Class # of Parcels %VAL'N                            | <b>ASSESSED VALUATION</b>           | Transfer to Tax Title Liens or Foreclosed       | 333.38          |
| Other Public Safety                           |                   | 1 Vacant Land 332 17.61                                   | 1,071,200.00                        | Balance Outstanding Dec. 31, 1969               | 48,310.86       |
| <b>PUBLIC WORKS</b>                           |                   | 2 Residential 243 39.28                                   | 2,389,250.00                        | <b>PRIOR YEARS TAXES OUTSTANDING</b>            |                 |
| Streets and Drainage                          | 15,313.90         | 3 Farm 188 28.87  | 1,755,900.00                        | Balance January 1, 1969                         | 42,227.06       |
| Sewers and Sewage Processing                  |                   | 4a Commercial 31 14.24                                    | 866,300.00                          | Collected in 1969                               | 33,428.03       |
| Garbage and Trash Disposal                    | 1,800.00          | 4b Industrial   |                                     | Cancelled, Abated or Adjusted (1969)            | 722.80          |
| Public Buildings and Grounds                  |                   | 4c Apartments   |                                     | Transfers to Tax Title Liens or Foreclosed      | 347.82          |
| Other Public Works                            |                   | Total 794 100.00  | 6,082,650.00                        | Balance December 31, 1969                       | 7,728.41        |
| <b>HEALTH AND WELFARE</b>                     |                   | <b>CAPITAL DEBT AUTHORIZED, DECEMBER 31, 1969</b>         |                                     | <b>TAX TITLE LIENS OUTSTANDING</b>              |                 |
| Health Services Except Environmental          | 110.00            | ISSUED AND UNISSUED                                       |                                     | Balance January 1, 1969                         | 2,634.66        |
| Welfare-Public Assistance                     | 557.18            | School  | GROSS DEBT 627,427 NET DEBT 207,080 | Transfers From Taxes                            | 715.58          |
| Hospitals, Clinics, First Aid                 |                   | Self-liquidating  |                                     | Redeemed in 1969                                | 9.40            |
| Animal, Insect, & Rodent Control              | 2,039.96          | Other   |                                     | Cancelled, Abated or Adjusted (1969)            |                 |
| Other Welfare Services                        |                   | Total 627,427   | 207,080                             | Transfers to Foreclosed Property                |                 |
| <b>RECREATION AND CONSERVATION</b>            |                   | <b>ISSUED AND OUTSTANDING</b>                             |                                     | Balance December 31, 1969                       | 3,340.84        |
| Beaches and Boardwalks                        |                   | School  | 263,206.01                          | <b>PROPERTY ACQUIRED BY DEED OR FORECLOSURE</b> |                 |
| Parks, Playgrounds, Shade Trees               |                   | Self-liquidating  |                                     | Balance January 1, 1969                         | 75.00           |
| Land Reclamation & Conservation               |                   | Other   |                                     | Transfers From Taxes or Liens                   |                 |
| Other Recreational Services                   | 25.00             | Total   | 263,206.01                          | Sale for Cash (1969)                            |                 |
| <b>EDUCATION (excluding schools)</b>          |                   | <b>EQUALIZED VALUATION BASIS FOR NET DEBT COMPUTATION</b> | <b>6,897,318.00</b>                 | Cancelled, Abated or Adjusted (1969)            | 75.00           |
| Libraries                                     |                   |   |                                     | Balance December 31, 1969                       |                 |
| Other Educational Services                    |                   |   |                                     | <b>CURRENT FINANCES DECEMBER 31, 1969</b>       |                 |
| <b>STATUTORY EXPENDITURES</b>                 |                   | <b>1969 CAPITAL OUTLAY</b>                                | <b>TOTAL</b>                        | <b>ASSETS</b>                                   |                 |
| Pensions & F.I.C.A.                           | 244.04            | Beaches and Boardwalks                                    |                                     | Cash Dec. 31, 1969                              | 159,373.82      |
| Employee Fringe Benefits                      |                   | Parks and Playgrounds                                     |                                     | Taxes Receivable                                | 56,039.27       |
| Other Statutory Expenditures                  |                   | Public Buildings and Grounds                              |                                     | Tax Title Liens                                 | 3,340.84        |
| <b>MUNICIPAL FUNCTIONS</b>                    |                   | Vehicular Equipment                                       |                                     | Foreclosed Property                             | 75.00           |
| <b>CAPITAL IMPROVEMENTS</b>                   |                   | Streets, Roads, Sidewalks, Storm Sewers                   |                                     | Emergencies & Other Deferred Charges            |                 |
| <b>DEBT SERVICE</b>                           |                   | Sewer System  |                                     | State Aid Receivable                            |                 |
| Principal Payments                            |                   | Water Service   |                                     | Other Receivables                               |                 |
| Interest Payments                             |                   | Other Utilities   |                                     | Total   | 218,828.93      |
|   |                   | Hospitals and Clinics                                     |                                     | <b>LIABILITIES</b>                              |                 |
| <b>DEFERRED CHARGES</b>                       | 9,000.00          | Garbage and Trash Disposal Facilities                     |                                     | Cash Liabilities                                | 24,523.38       |
| <b>SCHOOL, COUNTY, SPECIAL DISTRICT TAXES</b> | 201,797.33        | Health Equipment  |                                     | Reserves for Receivables                        | 59,455.11       |
| <b>RESERVE FOR UNCOLLECTED TAXES</b>          | 54,200.00         | Library and Education Facilities                          |                                     | Surplus Dec. 31, 1969                           | 134,850.44      |
|   |                   | Conservation and Recreation                               |                                     | Total   | 218,828.93      |
| <b>EXPENDITURES</b>                           |                   | Other Expenditures  |                                     |   |                 |
| <b>TOTAL</b>                                  | <b>302,237.49</b> |   |                                     |   |                 |

|   |       |
|---|-------|
| PER CENT:                                 |       |
| Gross Debt                                |       |
| Net Debt                                  |       |
| Tax Levy Collected                        | 94.42 |
| Tax Levy Cancelled, Abated<br>or Adjusted | .36   |

| 1969 EXPENDITURES                      |           | 1969 REVENUES                                     |              | 1969 PROPERTY TAX                          |           |
|--|-----------|---|--------------|--|-----------|
| GENERAL GOVERNMENT                     |           |   |              | STATE EQUALIZED TAX RATE                   |           |
| Governing Body & Public Boards         |           | 1969 — Property Taxes Collected                   | 62,272.81    | Local District School Taxes                | 1.87      |
| Municipal Clerk                        |           | 1969 Payments in Lieu of Taxes                    |              | Regional & Consolidated School Tax         |           |
| Financial Administration               | 925.00    | Delinquent Tax & Lien Collections                 | 1,894.45     | School Taxes in Municipal Budget           |           |
| Assessment of Taxes                    | 4,500.00  | Business Personalty Replacement Taxes             | 2,153.00     | County Taxes                               | 1.13      |
| Collection of Taxes                    | 550.00    | Taxes from Public Utilities                       | 4,734.10     | County Library Taxes                       |           |
| Planning, Housing & Development        | 200.00    | Other Miscellaneous Tax Revenues                  |              | Local Municipal Purpose Taxes              | .10       |
| Human Resources                        |           | State Aid Revenues                                | 2,655.20     | Veteran & Senior Citizen Taxes             | .14       |
| Elections                              |           | Federal Aid Revenues                              |              | Total Taxes for Rate Computation           | 3.24      |
| General Administration (other)         | 2,525.00  | Sale of Acquired Property                         |              | Special District Taxes                     |           |
| JUDICIARY                              |           | Other Miscellaneous Revenues                      | 996.89       | Bank Stock Taxes                           |           |
| Municipal Courts                       |           | 1969 Revenues                                     | 74,706.45    | Added and Omitted Taxes                    |           |
| PUBLIC SAFETY                          |           | Prior Years Surplus Appropriated                  | 11,895.61    | Total Taxes Levied - ABSTRACT              | 65,627.08 |
| Fire Protection                        | 1,530.00  | REVENUES  | 86,602.06    | TOTAL TAXES BILLED                         | 65,955.31 |
| Police Protection                      | 600.00    |   |              | 1969 TAXES COLLECTED                       | 62,272.81 |
| Civil Defense & Disaster Control       | 50.00     | 1969 REAL PROPERTY VALUATIONS                     |              | 1969 Taxes Cancelled, Abated or Adjusted   | 240.00    |
| Environmental Inspection & Control     | 125.00    | Code Class # of Parcels %VAL'N ASSESSED VALUATION |              | Transfer to Tax Title Liens or Foreclosed  |           |
| Other Public Safety                    |           | 1 Vacant Land 17 .74                              | 5,900.00     | Balance Outstanding Dec. 31, 1969          | 3,442.50  |
| PUBLIC WORKS                           |           | 2 Residential 147 66.36                           | 531,480.00   | PRIOR YEARS TAXES OUTSTANDING              |           |
| Streets and Drainage                   | 2,100.00  | 3 Farm 25 26.15                                   | 209,430.00   | Balance January 1, 1969                    | 2,081.21  |
| Sewers and Sewage Processing           |           | 4a Commercial 16 6.75                             | 54,100.00    | Collected in 1969                          | 1,894.45  |
| Garbage and Trash Disposal             |           | 4b Industrial                                     |              | Cancelled, Abated or Adjusted (1969)       | 18.84     |
| Public Buildings and Grounds           | 1,000.00  | 4c Apartments                                     |              | Transfers to Tax Title Liens or Foreclosed |           |
| Other Public Works                     |           | Total 205 100.00                                  | 800,910.00   | Balance December 31, 1969                  | 167.92    |
| HEALTH and WELFARE                     |           | CAPITAL DEBT AUTHORIZED, DECEMBER 31, 1969        |              | TAX TITLE LIENS OUTSTANDING                |           |
| Health Services Except Environmental   | 400.00    | ISSUED AND UNISSUED                               | GROSS DEBT   | Balance January 1, 1969                    |           |
| Welfare-Public Assistance              | 150.00    | School  | NET DEBT     | Transfers From Taxes                       |           |
| Hospitals, Clinics, First Aid          |           | Self-liquidating                                  |              | Redeemed in 1969                           |           |
| Animal, Insect, & Rodent Control       |           | Other   |              | Cancelled, Abated or Adjusted (1969)       |           |
| Other Welfare Services                 |           | Total   |              | Transfers to Foreclosed Property           |           |
| RECREATION and CONSERVATION            |           | ISSUED AND OUTSTANDING                            |              | Balance December 31, 1969                  |           |
| Beaches and Boardwalks                 |           | School  |              | PROPERTY ACQUIRED BY DEED OR               |           |
| Parks, Playgrounds, Shade Trees        |           | Self-liquidating                                  |              | FORECLOSURE                                |           |
| Land Reclamation & Conservation        |           | Other   |              | Balance January 1, 1969                    |           |
| Other Recreational Services            |           | Total   |              | Transfers From Taxes or Liens              |           |
| EDUCATION (excluding schools)          |           | EQUALIZED VALUATION BASIS                         |              | Sale for Cash (1969)                       |           |
| Libraries                              |           | FOR NET DEBT COMPUTATION                          | 2,091,560.67 | Cancelled, Abated or Adjusted (1969)       |           |
| Other Educational Services             |           | 1969 CAPITAL OUTLAY                               | 650.00       | Balance December 31, 1969                  |           |
| STATUTORY EXPENDITURES                 |           | TOTAL   |              | CURRENT FINANCES DECEMBER 31, 1969         |           |
| Pensions & F.I.C.A.                    | 75.00     | Beaches and Boardwalks                            |              | ASSETS                                     |           |
| Employee Fringe Benefits               |           | Parks and Playgrounds                             |              | Cash Dec. 31, 1969                         | 11,453.84 |
| Other Statutory Expenditures           |           | Public Buildings and Grounds                      |              | Taxes Receivable                           | 3,610.42  |
| MUNICIPAL FUNCTIONS                    | 14,730.00 | Vehicular Equipment                               |              | Tax Title Liens                            |           |
| CAPITAL IMPROVEMENTS                   | 4,650.00  | Streets, Roads, Sidewalks, Storm Sewers           | 650.00       | Foreclosed Property                        |           |
| DEBT SERVICE                           |           | Sewer System                                      |              | Emergencies & Other Deferred Charges       | 4,000.00  |
| Principal Payments                     |           | Water Service                                     |              | State Aid Receivable                       | 1,580.00  |
| Interest Payments                      |           | Other Utilities                                   |              | Other Receivables                          | 63.65     |
| DEFERRED CHARGES                       | 1,315.61  | Hospitals and Clinics                             |              | Total                                      | 20,707.91 |
| SCHOOL, COUNTY, SPECIAL DISTRICT TAXES | 63,545.15 | Garbage and Trash Disposal Facilities             |              | LIABILITIES                                |           |
| RESERVE FOR UNCOLLECTED TAXES          | 5,590.13  | Health Equipment                                  |              | Cash Liabilities                           | 10,259.02 |
|  |           | Library and Education Facilities                  |              | Reserves for Receivables                   | 3,674.07  |
|  |           | Conservation and Recreation                       |              | Surplus Dec. 31, 1969                      | 6,774.82  |
| EXPENDITURES                           | 89,830.89 | Other Expenditures                                |              | Total                                      | 20,707.91 |

|                 |               |  |            |                             |      |                        |          |  |       |
|-----------------|---------------|--|------------|-----------------------------|------|------------------------|----------|--|-------|
| 1528            |               | SHIP BOTTOM BORO                                     | - OCEAN    | COUNTY                      |      | PER CAPITA:            |          | PER CENT:                              |       |
| Population 1960 | 717           | Net Valuation Taxable                                | 24,646,662 |                             |      | Gross Debt             | 1,560.46 | Gross Debt                             | 5.19  |
| Population 1969 | 830           | State Equalized Value                                | 27,805,349 | General Tax Rate Per \$100. | 2.57 | Net Debt               | 748.73   | Net Debt                               | 2.49  |
|                 |               | Net Valuation on Which County Taxes are apportioned: | 26,971,357 | State Equalized             |      | Debt Service           | 55.95    | Tax Levy Collected                     | 92.50 |
| Moody Rating    |               | State Equalization Ratio                             | .8864      | General Tax Rate:           | 2.27 | Total Tax Levy         | 755.62   | Tax Levy Cancelled, Abated or Adjusted |       |
| Land Area       | .71 Sq. Miles |  |            |                             |      | Municipal Expenditures | 608.77   |  |       |

| 1969 EXPENDITURES                      |                   | 1969 REVENUES   |                    | 1969 PROPERTY TAX                               |                 |
|--|-------------------|---|--------------------|---|-----------------|
| <b>GENERAL GOVERNMENT</b>              |                   | 1969 — Property Taxes Collected                           |                    | <b>STATE EQUALIZED TAX RATE</b>                 |                 |
| Governing Body & Public Boards         |                   |   | 580,125.86         | Local District School Taxes                     | .28 77,541.06   |
| Municipal Clerk                        |                   | 1969 Payments in Lieu of Taxes                            |                    | Regional & Consolidated School Tax              | .40 111,957.50  |
| Financial Administration               | 14,100.00         | Delinquent Tax & Lien Collections                         | 31,881.38          | School Taxes in Municipal Budget                |                 |
| Assessment of Taxes                    | 6,000.00          | Business Personalty Replacement Taxes                     | 12,161.00          | County Taxes                                    | .51 140,988.39  |
| Collection of Taxes                    | 8,200.00          | Taxes from Public Utilities                               | 44,543.30          | County Library Taxes                            | .02 5,789.83    |
| Planning, Housing & Development        | 2,250.00          | Other Miscellaneous Tax Revenues                          |                    | Local Municipal Purpose Taxes                   | 1.02 282,367.79 |
| Human Resources                        |                   | State Aid Revenues  | 8,174.90           | Veteran & Senior Citizen Taxes                  | .05 14,410.00   |
| Elections                              |                   | Federal Aid Revenues                                      |                    | Total Taxes for Rate Computation                | 2.28 633,054.57 |
| General Administration (other)         | 32,091.00         | Sale of Acquired Property                                 | 17,913.00          | Special District Taxes                          |                 |
| <b>JUDICIARY</b>                       |                   | Other Miscellaneous Revenues                              | 146,391.68         | Bank Stock Taxes                                | 1,632.21        |
| Municipal Courts                       | 5,250.00          | 1969 Revenues   | 841,191.12         | Added and Omitted Taxes                         | 6,891.75        |
| <b>PUBLIC SAFETY</b>                   |                   | Prior Years Surplus Appropriated                          | 90,000.00          | Total Taxes Levied - ABSTRACT                   | 627,168.53      |
| Fire Protection                        | 12,900.00         | REVENUES  | 931,191.12         | <b>TOTAL TAXES BILLED</b>                       | 627,168.53      |
| Police Protection                      | 73,000.00         |   |                    | 1969 TAXES COLLECTED                            | 580,125.86      |
| Civil Defense & Disaster Control       | 500.00            | <b>1969 REAL PROPERTY VALUATIONS</b>                      |                    | 1969 Taxes Cancelled, Abated or Adjusted        |                 |
| Environmental Inspection & Control     | 2,800.00          | Code Class # of Parcels %VAL'N                            | ASSESSED VALUATION | Transfer to Tax Title Liens or Foreclosed       |                 |
| Other Public Safety                    |                   | 1 Vacant Land 249 5.71                                    | 1,374,315.00       | Balance Outstanding Dec. 31, 1969               | 47,042.67       |
| <b>PUBLIC WORKS</b>                    |                   | 2 Residential 1261 71.48                                  | 17,202,270.00      | <b>PRIOR YEARS TAXES OUTSTANDING</b>            |                 |
| Streets and Drainage                   | 75,235.00         | 3 Farm  |                    | Balance January 1, 1969                         | 29,191.62       |
| Sewers and Sewage Processing           |                   | 4a Commercial 116 18.99                                   | 4,570,710.00       | Collected in 1969                               | 26,676.81       |
| Garbage and Trash Disposal             | 36,664.00         | 4b Industrial   |                    | Cancelled, Abated or Adjusted (1969)            |                 |
| Public Buildings and Grounds           | 16,900.00         | 4c Apartments 12 3.82                                     | 919,360.00         | Transfers to Tax Title Liens or Foreclosed      |                 |
| Other Public Works                     |                   | Total 1638 100.00   | 24,066,650.00      | Balance December 31, 1969                       | 2,514.81        |
| <b>HEALTH and WELFARE</b>              |                   | <b>CAPITAL DEBT AUTHORIZED, DECEMBER 31, 1969</b>         |                    | <b>TAX TITLE LIENS OUTSTANDING</b>              |                 |
| Health Services Except Environmental   | 700.00            | ISSUED AND UNISSUED                                       | GROSS DEBT         | Balance January 1, 1969                         | 7,989.37        |
| Welfare-Public Assistance              | 850.00            | School  | 573,734            | Transfers From Taxes                            |                 |
| Hospitals, Clinics, First Aid          |                   | Self-liquidating  | 100,000            | Redeemed in 1969                                | 5,204.57        |
| Animal, Insect, & Rodent Control       | 2,700.00          | Other   | 621,449            | Cancelled, Abated or Adjusted (1969)            |                 |
| Other Welfare Services                 |                   | Total   | 1,295,183          | Transfers to Foreclosed Property                |                 |
| <b>RECREATION and CONSERVATION</b>     |                   | <b>ISSUED AND OUTSTANDING</b>                             |                    | Balance December 31, 1969                       | 2,784.80        |
| Beaches and Boardwalks                 | 54,825.00         | School  | 284,256.29         | <b>PROPERTY ACQUIRED BY DEED OR FORECLOSURE</b> |                 |
| Parks, Playgrounds, Shade Trees        |                   | Self-Liquidating  | 70,000.00          | Balance January 1, 1969                         | 30,075.00       |
| Land Reclamation & Conservation        |                   | Other   | 502,750.00         | Transfers From Taxes or Liens                   |                 |
| Other Recreational Services            | 2,350.00          | Total   | 857,006.29         | Sale for Cash (1969)                            |                 |
| <b>EDUCATION (excluding schools)</b>   |                   | <b>EQUALIZED VALUATION BASIS FOR NET DEBT COMPUTATION</b> | 24,970,411.67      | Cancelled, Abated or Adjusted (1969)            |                 |
| Libraries                              | 200.00            | 1969 CAPITAL OUTLAY                                       | TOTAL              | Balance December 31, 1969                       | 30,075.00       |
| Other Educational Services             |                   | Beaches and Boardwalks                                    | 90,908.82          | <b>CURRENT FINANCES DECEMBER 31, 1969</b>       |                 |
| <b>STATUTORY EXPENDITURES</b>          |                   | Parks and Playgrounds                                     | 46,529.75          | ASSETS  |                 |
| Pensions & F.I.C.A.                    | 12,723.00         | Public Buildings and Grounds                              | 1,900.00           | Cash Dec. 31, 1969                              | 308,492.77      |
| Employee Fringe Benefits               | 20,876.00         | Vehicular Equipment                                       |                    | Taxes Receivable                                | 49,557.48       |
| Other Statutory Expenditures           |                   | Streets, Roads, Sidewalks, Storm Sewers                   | 13,351.99          | Tax Title Liens                                 | 2,784.80        |
| <b>MUNICIPAL FUNCTIONS</b>             |                   | Sewer System  |                    | Foreclosed Property                             | 30,075.00       |
| <b>CAPITAL IMPROVEMENTS</b>            |                   | Water Service   | 4,130.33           | Emergencies & Other Deferred Charges            | 8,325.00        |
| <b>DEBT SERVICE</b>                    |                   | Other Utilities   |                    | State Aid Receivable                            | 30,291.00       |
| Principal Payments                     | 23,000.00         | Hospitals and Clinics                                     |                    | Other Receivables                               | 80,039.57       |
| Interest Payments                      | 23,436.00         | Garbage and Trash Disposal Facilities                     | 2,000.00           | Total   | 509,565.62      |
| <b>DEFERRED CHARGES</b>                |                   | Health Equipment  |                    | <b>LIABILITIES</b>                              |                 |
| SCHOOL, COUNTY, SPECIAL DISTRICT TAXES | 22,137.49         | Library and Education Facilities                          |                    | Cash Liabilities                                | 201,059.50      |
| <b>RESERVE FOR UNCOLLECTED TAXES</b>   |                   | Conservation and Recreation                               |                    | Reserves for Receivables                        | 162,456.85      |
|  | 43,442.51         | Other Expenditures  | 22,996.75          | Surplus Dec. 31, 1969                           | 146,049.27      |
| <b>EXPENDITURES</b>                    |                   |   |                    | Total   | 509,565.62      |
| <b>TOTAL</b>                           | <b>841,556.78</b> |   |                    |   |                 |

1345  
Population 1960 3,222  
Population 1969 3,670  
  
Moody Rating  
Land Area 2.30 Sq. Miles

SHREWSBURY BORO. - MONMOUTH COUNTY  
Net Valuation Taxable 29,702,178  
State Equalized Value 34,601,791 General Tax Rate Per \$100. 3.71  
Net Valuation on Which County Taxes  
are apportioned: 34,262,417 State Equalized  
State Equalization Ratio .8584 General Tax Rate: 3.18

PER CAPITA:  
Gross Debt 142.75  
Net Debt 30.04  
Debt Service  
Total Tax Levy 298.41  
Municipal Expenditures 117.19

PER CENT:  
Gross Debt 1.62  
Net Debt .34  
Tax Levy Collected 95.43  
Tax Levy Cancelled, Abated  
or Adjusted

| 1969 EXPENDITURES                      |              | 1969 REVENUES                                     |  | 1969 PROPERTY TAX                          |                   |
|--|--------------|---|--|--|-------------------|
| GENERAL GOVERNMENT                     |              | 1969 — Property Taxes Collected                   |  | STATE EQUALIZED TAX RATE                   |                   |
| Governing Body & Public Boards         |              | 1,045,069.82                                      |  | Local District School Taxes                | 1.87 646,337.47   |
| Municipal Clerk                        |              | 1969 Payments in Lieu of Taxes                    |  | Regional & Consolidated School Tax         |                   |
| Financial Administration               | 10,750.00    | 45,522.10   |  | School Taxes in Municipal Budget           |                   |
| Assessment of Taxes                    | 4,450.00     | Business Personalty Replacement Taxes             |  | County Taxes                               | .59 205,535.52    |
| Collection of Taxes                    | 7,800.00     | 42,185.00   |  | County Library Taxes                       | .02 7,687.60      |
| Planning, Housing & Development        | 1,550.00     | Taxes from Public Utilities                       |  | Local Municipal Purpose Taxes              | .63 217,622.68    |
| Human Resources                        |              | Other Miscellaneous Tax Revenues                  |  | Veteran & Senior Citizen Taxes             | .07 24,800.00     |
| Elections                              | .            | State Aid Revenues                                |  | Total Taxes for Rate Computation           | 3.18 1,101,983.27 |
| General Administration (other)         | 31,498.00    | Federal Aid Revenues                              |  | Special District Taxes                     |                   |
| JUDICIARY                              |              | Sale of Acquired Property                         |  | Bank Stock Taxes                           | 1,269.32          |
| Municipal Courts                       | 7,070.00     | Other Miscellaneous Revenues                      |  | Added and Omitted Taxes                    | 16,711.43         |
| PUBLIC SAFETY                          |              | 1969 Revenues                                     |  | Total Taxes Levied - ABSTRACT              | 1,095,164.02      |
| Fire Protection                        | 20,600.00    | Prior Years Surplus Appropriated                  |  | TOTAL TAXES BILLED                         | 1,095,164.02      |
| Police Protection                      | 112,446.00   | REVENUES  |  | 1969 TAXES COLLECTED                       | 1,045,069.82      |
| Civil Defense & Disaster Control       | 1,000.00     | TOTAL   |  | 1969 Taxes Cancelled, Abated or Adjusted   |                   |
| Environmental Inspection & Control     | 2,150.00     | 1,287,072.01                                      |  | Transfer to Tax Title Liens or Foreclosed  |                   |
| Other Public Safety                    |              | 1969 REAL PROPERTY VALUATIONS                     |  | Balance Outstanding Dec. 31, 1969          | 50,094.20         |
| PUBLIC WORKS                           |              | Code Class # of Parcels %VAL'N ASSESSED VALUATION |  | PRIOR YEARS TAXES OUTSTANDING              |                   |
| Streets and Drainage                   | 50,042.40    | 1 1 Vacant Land 87 4.21 1,230,400.00              |  | Balance January 1, 1969                    | 46,474.27         |
| Sewers and Sewage Processing           |              | 2 2 Residential 942 72.90 21,299,500.00           |  | Collected in 1969                          | 45,522.10         |
| Garbage and Trash Disposal             | 31,160.00    | 3 3 Farm 1 .04 11,400.00                          |  | Cancelled, Abated or Adjusted (1969)       |                   |
| Public Buildings and Grounds           | 8,530.00     | 4a 4a Commercial 92 22.85 6,674,900.00            |  | Transfers to Tax Title Liens or Foreclosed |                   |
| Other Public Works                     |              | 4b 4b Industrial                                  |  | Balance December 31, 1969                  | 952.17            |
| HEALTH and WELFARE                     |              | 4c 4c Apartments                                  |  | TAX TITLE LIENS OUTSTANDING                |                   |
| Health Services Except Environmental   | 6,290.00     | Total 1122 100.00 29,216,200.00                   |  | Balance January 1, 1969                    | 2,215.45          |
| Welfare-Public Assistance              |              | CAPITAL DEBT AUTHORIZED, DECEMBER 31, 1969        |  | Transfers From Taxes                       |                   |
| Hospitals, Clinics, First Aid          |              | ISSUED AND UNISSUED GROSS DEBT NET DEBT           |  | Redeemed in 1969                           |                   |
| Animal, Insect, & Rodent Control       |              | School 413,629                                    |  | Cancelled, Abated or Adjusted (1969)       |                   |
| Other Welfare Services                 |              | Self-liquidating 110,250 110,250                  |  | Transfers to Foreclosed Property           |                   |
| RECREATION and CONSERVATION            |              | Other 523,879 110,250                             |  | Balance December 31, 1969                  | 2,215.45          |
| Beaches and Boardwalks                 |              | ISSUED AND OUTSTANDING                            |  | PROPERTY ACQUIRED BY DEED OR               |                   |
| Parks, Playgrounds, Shade Trees        | 7,017.60     | School 200,000.00                                 |  | FORECLOSURE                                |                   |
| Land Reclamation & Conservation        |              | Self-Liquidating                                  |  | Balance January 1, 1969                    |                   |
| Other Recreational Services            |              | Other   |  | Transfers From Taxes or Liens              |                   |
| EDUCATION (excluding schools)          |              | Total 200,000.00                                  |  | Sale for Cash (1969)                       |                   |
| Libraries                              | 7,000.00     | EQUALIZED VALUATION BASIS                         |  | Cancelled, Abated or Adjusted (1969)       |                   |
| Other Educational Services             |              | FOR NET DEBT COMPUTATION                          |  | Balance December 31, 1969                  |                   |
| STATUTORY EXPENDITURES                 |              | 1969 CAPITAL OUTLAY TOTAL                         |  | CURRENT FINANCES DECEMBER 31, 1969         |                   |
| Pensions & F.I.C.A.                    | 18,933.00    | Beaches and Boardwalks                            |  | ASSETS                                     |                   |
| Employee Fringe Benefits               | 13,379.00    | Parks and Playgrounds                             |  | Cash Dec. 31, 1969                         | 280,565.72        |
| Other Statutory Expenditures           |              | Public Buildings and Grounds                      |  | Taxes Receivable                           | 51,046.37         |
| MUNICIPAL FUNCTIONS                    |              | Vehicular Equipment                               |  | Tax Title Liens                            | 2,215.45          |
| CAPITAL IMPROVEMENTS                   | 11,000.00    | Streets, Roads, Sidewalks, Storm Sewers           |  | Foreclosed Property                        |                   |
| DEBT SERVICE                           |              | Sewer System                                      |  | Emergencies & Other Deferred Charge        | 7,939.00          |
| Principal Payments                     |              | Water Service                                     |  | State Aid Receivable                       | 7,463.00          |
| Interest Payments                      |              | Other Utilities                                   |  | Other Receivables                          | 14,213.12         |
| DEFERRED CHARGES                       | 18,850.00    | Hospitals and Clinics                             |  | Total                                      | 363,442.66        |
| SCHOOL, COUNTY, SPECIAL DISTRICT TAXES | 859,560.59   | Garbage and Trash Disposal Facilities             |  | LIABILITIES                                |                   |
| RESERVE FOR UNCOLLECTED TAXES          | 58,588.00    | Health Equipment                                  |  | Cash Liabilities                           | 198,236.93        |
|  |              | Library and Education Facilities                  |  | Reserves for Receivables                   | 67,474.94         |
|  |              | Conservation and Recreation                       |  | Surplus Dec. 31, 1969                      | 97,730.79         |
| EXPENDITURES                           |              | Other Expenditures                                |  | Total                                      | 363,442.66        |
| TOTAL                                  | 1,289,664.59 |   |  |  |                   |

1346  
Population 1960 1,204  
Population 1969 1,310  
  
Moody Rating  
Land Area .09 Sq. Miles

SHREWSBURY TWP. - MONMOUTH COUNTY  
Net Valuation Taxable 737,464  
State Equalized Value 753,667  
Net Valuation on Which County Taxes are apportioned: 757,346  
State Equalization Ratio .9785  
  
General Tax Rate Per \$100. 17.35  
  
State Equalized General Tax Rate: 16.97

PER CAPITA:  
Gross Debt 22.48  
Net Debt  
Debt Service  
Total Tax Levy 97.66  
Municipal Expenditures 64.87

PER CENT:  
Gross Debt 4.13  
Net Debt  
Tax Levy Collected  
Tax Levy Cancelled, Abated or Adjusted

| 1969 EXPENDITURES                      |              | 1969 REVENUES                                     |                    | 1969 PROPERTY TAX                               |                   |
|--|--------------|---|--------------------|---|-------------------|
| <b>GENERAL GOVERNMENT</b>              |              |   |                    | <b>STATE EQUALIZED TAX RATE</b>                 |                   |
| Governing Body & Public Boards         |              | 1969 — Property Taxes Collected                   | 127,933.01         | Local District School Taxes                     | 7.32              |
| Municipal Clerk                        |              | 1969 Payments in Lieu of Taxes                    | 12,657.32          | Regional & Consolidated School Tax              | 5.47              |
| Financial Administration               | 4,155.00     | Delinquent Tax & Lien Collections                 |                    | School Taxes in Municipal Budget                |                   |
| Assessment of Taxes                    | 125.00       | Business Personalty Replacement Taxes             | 749.00             | County Taxes                                    | .60               |
| Collection of Taxes                    | 125.00       | Taxes from Public Utilities                       | 657.40             | County Library Taxes                            | .02               |
| Planning, Housing & Development        |              | Other Miscellaneous Tax Revenues                  |                    | Local Municipal Purpose Taxes                   | 3.56              |
| Human Resources                        |              | State Aid Revenues                                | 5,256.10           | Veteran & Senior Citizen Taxes                  |                   |
| Elections                              | 1,000.00     | Federal Aid Revenues                              |                    | Total Taxes for Rate Computation                | 16.97             |
| General Administration (other)         | 13,230.00    | Sale of Acquired Property                         |                    | Special District Taxes                          |                   |
| <b>JUDICIARY</b>                       |              | Other Miscellaneous Revenues                      | 2,890.09           | Bank Stock Taxes                                |                   |
| Municipal Courts                       | 1,650.00     | 1969 Revenues                                     | 150,142.92         | Added and Omitted Taxes                         |                   |
| <b>PUBLIC SAFETY</b>                   |              | Prior Years Surplus Appropriated                  | 17,000.00          | Total Taxes Levied - ABSTRACT                   | 127,933.01        |
| Fire Protection                        | 1,250.00     | <b>REVENUES</b>                                   | <b>167,142.92</b>  | <b>TOTAL TAXES BILLED</b>                       | <b>127,933.01</b> |
| Police Protection                      | 3,680.00     |   |                    | <b>1969 TAXES COLLECTED</b>                     | <b>127,933.01</b> |
| Civil Defense & Disaster Control       | 375.00       |   |                    | 1969 Taxes Cancelled, Abated or Adjusted        |                   |
| Environmental Inspection & Control     |              | <b>1969 REAL PROPERTY VALUATIONS</b>              |                    | Transfer to Tax Title Liens or Foreclosed       |                   |
| Other Public Safety                    |              | Code Class # of Parcels %VAL'N                    | ASSESSED VALUATION | Balance Outstanding Dec. 31, 1969               |                   |
| <b>PUBLIC WORKS</b>                    |              | 1 Vacant Land 1 1.73                              | 12,088.00          | <b>PRIOR YEARS TAXES OUTSTANDING</b>            |                   |
| Streets and Drainage                   | 9,600.00     | 2 Residential                                     |                    | Balance January 1, 1969                         |                   |
| Sewers and Sewage Processing           | 14,495.00    | 3 Farm  |                    | Collected in 1969                               |                   |
| Garbage and Trash Disposal             | 20,330.00    | 4a Commercial                                     |                    | Cancelled, Abated or Adjusted (1969)            |                   |
| Public Buildings and Grounds           | 4,440.00     | 4b Industrial                                     |                    | Transfers to Tax Title Liens or Foreclosed      |                   |
| Other Public Works                     |              | 4c Apartments 1 98.27                             | 685,000.00         | Balance December 31, 1969                       |                   |
| <b>HEALTH and WELFARE</b>              |              | Total 2 100.00                                    | 697,088.00         | <b>TAX TITLE LIENS OUTSTANDING</b>              |                   |
| Health Services Except Environmental   | 2,550.00     | <b>CAPITAL DEBT AUTHORIZED, DECEMBER 31, 1969</b> |                    | Balance January 1, 1969                         |                   |
| Welfare-Public Assistance              | 100.00       | ISSUED AND UNISSUED                               | GROSS DEBT         | Transfers From Taxes                            |                   |
| Hospitals, Clinics, First Aid          |              | School  | 29,452             | Redeemed in 1969                                |                   |
| Animal, Insect, & Rodent Control       |              | Self-liquidating                                  |                    | Cancelled, Abated or Adjusted (1969)            |                   |
| Other Welfare Services                 |              | Other   |                    | Transfers to Foreclosed Property                |                   |
| <b>RECREATION and CONSERVATION</b>     |              | Total   | 29,452             | Balance December 31, 1969                       |                   |
| Beaches and Boardwalks                 |              | <b>ISSUED AND OUTSTANDING</b>                     |                    | <b>PROPERTY ACQUIRED BY DEED OR FORECLOSURE</b> |                   |
| Parks, Playgrounds, Shade Trees        | 1,500.00     | School  | 29,446.61          | Balance January 1, 1969                         |                   |
| Land Reclamation & Conservation        |              | Self-Liquidating                                  |                    | Transfers From Taxes or Liens                   |                   |
| Other Recreational Services            |              | Other   |                    | Sale for Cash (1969)                            |                   |
| <b>EDUCATION (excluding schools)</b>   |              | Total   | 29,446.61          | Cancelled, Abated or Adjusted (1969)            |                   |
| Libraries                              |              | <b>EQUALIZED VALUATION BASIS</b>                  |                    | Balance December 31, 1969                       |                   |
| Other Educational Services             |              | <b>FOR NET DEBT COMPUTATION</b>                   | 712,405.00         | <b>CURRENT FINANCES DECEMBER 31, 1969</b>       |                   |
| <b>STATUTORY EXPENDITURES</b>          |              | 1969 CAPITAL OUTLAY                               | TOTAL              | <b>ASSETS</b>                                   |                   |
| Pensions & F.I.C.A.                    | 2,950.00     | Beaches and Boardwalks                            |                    | Cash Dec. 31, 1969                              | 63,539.56         |
| Employee Fringe Benefits               | 425.00       | Parks and Playgrounds                             |                    | Taxes Receivable                                |                   |
| Other Statutory Expenditures           |              | Public Buildings and Grounds                      |                    | Tax Title Liens                                 |                   |
| <b>MUNICIPAL FUNCTIONS</b>             |              | Vehicular Equipment                               |                    | Foreclosed Property                             |                   |
| <b>CAPITAL IMPROVEMENTS</b>            |              | Streets, Roads, Sidewalks, Storm Sewers           |                    | Emergencies & Other Deferred Charges            |                   |
| <b>DEBT SERVICE</b>                    |              | Sewer System                                      |                    | State Aid Receivable                            | 534.76            |
| Principal Payments                     |              | Water Service                                     |                    | Other Receivables                               | 3,098.21          |
| Interest Payments                      |              | Other Utilities                                   |                    | Total   | 67,172.53         |
| <b>DEFERRED CHARGES</b>                |              | Hospitals and Clinics                             |                    | <b>LIABILITIES</b>                              |                   |
| SCHOOL, COUNTY, SPECIAL DISTRICT TAXES | 101,134.01   | Garbage and Trash Disposal Facilities             |                    | Cash Liabilities                                | 40,731.95         |
| RESERVE FOR UNCOLLECTED TAXES          |              | Health Equipment                                  |                    | Reserves for Receivables                        | 3,098.21          |
|  |              | Library and Education Facilities                  |                    | Surplus Dec. 31, 1969                           | 23,342.37         |
|  |              | Conservation and Recreation                       |                    | Total   | 67,172.53         |
| <b>EXPENDITURES</b>                    | <b>TOTAL</b> | Other Expenditures                                |                    |   |                   |
|  | 186,114.01   |   |                    |   |                   |

0431  
Population 1960 4,839  
Population 1969 7,330  
Moody Rating  
Land Area 1.42 Sq. Miles

# SOMERDALE BORO

Net Valuation Taxable 10,282,307  
State Equalized Value 25,470,168  
Net Valuation on Which County Taxes are apportioned: 24,481,951  
State Equalization Ratio .4037

# - CAMDEN

COUNTY  
General Tax Rate Per \$100. 9.72  
State Equalized  
General Tax Rate: 3.92

# PER CAPITA:

Gross Debt 163.65  
Net Debt 36.58  
Debt Service 2.46  
Total Tax Levy 133.33  
Municipal Expenditures 51.10

# PER CENT:

Gross Debt 5.13  
Net Debt 1.15  
Tax Levy Collected 96.83  
Tax Levy Cancelled, Abated or Adjusted

| 1969 EXPENDITURES                               |  | 1969 REVENUES                                   |  | 1969 PROPERTY TAX                          |            |
|---|--|---|--|--|------------|
| <b>GENERAL GOVERNMENT</b>                       |  | 1969 — Property Taxes Collected 946,358.27      |  | <b>STATE EQUALIZED TAX RATE</b>            |            |
| Governing Body & Public Boards                  |  | 1969 Payments in Lieu of Taxes                  |  | Local District School Taxes 1.30           | 331,742.07 |
| Municipal Clerk                                 |  | Delinquent Tax & Lien Collections 39,183.98     |  | Regional & Consolidated School Tax 1.04    | 266,042.74 |
| Financial Administration 19,650.00              |  | Business Personalty Replacement Taxes 20,574.00 |  | School Taxes in Municipal Budget           |            |
| Assessment of Taxes 3,675.00                    |  | Taxes from Public Utilities 80,084.00           |  | County Taxes .90                           | 229,564.46 |
| Collection of Taxes 7,550.00                    |  | Other Miscellaneous Tax Revenues                |  | County Library Taxes .02                   | 5,062.62   |
| Planning, Housing & Development 2,075.00        |  | State Aid Revenues 23,499.29                    |  | Local Municipal Purpose Taxes .51          | 131,026.31 |
| Human Resources                                 |  | Federal Aid Revenues                            |  | Veteran & Senior Citizen Taxes .14         | 36,030.00  |
| Elections 1,215.00                              |  | Sale of Acquired Property 25,087.16             |  | Total Taxes for Rate Computation 3.91      | 999,468.20 |
| General Administration (other) 32,320.00        |  | Other Miscellaneous Revenues 24,429.68          |  | Special District Taxes                     |            |
| <b>JUDICIARY</b>                                |  | 1969 Revenues Total 1,159,216.38                |  | Bank Stock Taxes                           | 2,010.69   |
| Municipal Courts 2,900.00                       |  | Prior Years Surplus Appropriated 75,000.00      |  | Added and Omitted Taxes                    | 11,863.60  |
| <b>PUBLIC SAFETY</b>                            |  | <b>REVENUES TOTAL 1,234,216.38</b>              |  | Total Taxes Levied - ABSTRACT              | 977,312.49 |
| Fire Protection 16,375.00                       |  |   |  | <b>TOTAL TAXES BILLED</b>                  | 977,312.49 |
| Police Protection 69,325.00                     |  |   |  | 1969 TAXES COLLECTED                       | 946,358.27 |
| Civil Defense & Disaster Control 650.00         |  |   |  | 1969 Taxes Cancelled, Abated or Adjusted   |            |
| Environmental Inspection & Control 600.00       |  |   |  | Transfer to Tax Title Liens or Foreclosed  |            |
| Other Public Safety                             |  |   |  | Balance Outstanding Dec. 31, 1969          | 30,954.22  |
| <b>PUBLIC WORKS</b>                             |  |   |  | <b>PRIOR YEARS TAXES OUTSTANDING</b>       |            |
| Streets and Drainage 63,660.00                  |  |   |  | Balance January 1, 1969                    | 52,736.23  |
| Sewers and Sewage Processing                    |  |   |  | Collected in 1969                          | 34,658.02  |
| Garbage and Trash Disposal 26,300.00            |  |   |  | Cancelled, Abated or Adjusted (1969)       |            |
| Public Buildings and Grounds 4,050.00           |  |   |  | Transfers to Tax Title Liens or Foreclosed |            |
| Other Public Works                              |  |   |  | Balance December 31, 1969                  | 18,078.21  |
| <b>HEALTH and WELFARE</b>                       |  |   |  | <b>TAX TITLE LIENS OUTSTANDING</b>         |            |
| Health Services Except Environmental            |  |   |  | Balance January 1, 1969                    | 17,543.63  |
| Welfare-Public Assistance 2,260.00              |  |   |  | Transfers From Taxes                       |            |
| Hospitals, Clinics, First Aid 2,750.00          |  |   |  | Redeemed in 1969                           | 4,525.96   |
| Animal, Insect, & Rodent Control                |  |   |  | Cancelled, Abated or Adjusted (1969)       |            |
| Other Welfare Services                          |  |   |  | Transfers to Foreclosed Property           |            |
| <b>RECREATION and CONSERVATION</b>              |  |   |  | Balance December 31, 1969                  | 13,017.67  |
| Beaches and Boardwalks                          |  |   |  | <b>PROPERTY ACQUIRED BY DEED OR</b>        |            |
| Parks, Playgrounds, Shade Trees                 |  |   |  | <b>FORECLOSURE</b>                         |            |
| Land Reclamation & Conservation                 |  |   |  | Balance January 1, 1969                    | 25,467.38  |
| Other Recreational Services 9,146.00            |  |   |  | Transfers From Taxes or Liens              |            |
| <b>EDUCATION (excluding schools)</b>            |  |   |  | Sale for Cash (1969)                       |            |
| Libraries 1,000.00                              |  |   |  | Cancelled, Abated or Adjusted (1969)       |            |
| Other Educational Services                      |  |   |  | Balance December 31, 1969                  | 25,467.38  |
| <b>STATUTORY EXPENDITURES</b>                   |  |   |  | <b>CURRENT FINANCES DECEMBER 31, 1969</b>  |            |
| Pensions & F.I.C.A. 12,600.00                   |  |   |  | <b>ASSETS</b>                              |            |
| Employee Fringe Benefits                        |  |   |  | Cash Dec. 31, 1969                         | 232,655.11 |
| Other Statutory Expenditures                    |  |   |  | Taxes Receivable                           | 49,032.43  |
| <b>MUNICIPAL FUNCTIONS</b>                      |  |   |  | Tax Title Liens                            | 13,017.67  |
| <b>CAPITAL IMPROVEMENTS</b>                     |  |   |  | Foreclosed Property                        | 25,467.38  |
| <b>DEBT SERVICE</b>                             |  |   |  | Emergencies & Other Deferred Charges       | 2,108.99   |
| Principal Payments 14,410.00                    |  |   |  | State Aid Receivable                       | 5,226.53   |
| Interest Payments 3,649.60                      |  |   |  | Other Receivables                          | 11,593.98  |
|   |  |   |  | Total                                      | 339,102.09 |
| <b>DEFERRED CHARGES</b>                         |  |   |  | <b>LIABILITIES</b>                         |            |
| SCHOOL, COUNTY, SPECIAL DISTRICT TAXES 7,453.99 |  |   |  | Cash Liabilities                           | 60,230.99  |
| RESERVE FOR UNCOLLECTED TAXES 832,411.89        |  |   |  | Reserves for Receivables                   | 99,111.46  |
|   |  |   |  | Surplus Dec. 31, 1969                      | 179,759.64 |
| <b>EXPENDITURES TOTAL 1,206,987.24</b>          |  |   |  | Total                                      | 339,102.09 |



0121  
Population 1960 4,504  
Population 1969 7,550  
S & P Rating BBB  
Moody Rating BA  
Land Area 4.08 Sq. Miles

SOMERS POINT CITY - ATLANTIC COUNTY  
Net Valuation Taxable 21,208,270  
State Equalized Value 43,611,494  
Net Valuation on Which County Taxes are apportioned: 42,346,580  
State Equalization Ratio .4863  
General Tax Rate Per \$100. 6.72  
State Equalized General Tax Rate: 3.26

PER CAPITA:  
Gross Debt 475.25  
Net Debt 237.96  
Debt Service 20.29  
Total Tax Levy 185.48  
Municipal Expenditures 117.14

PER CENT:  
Gross Debt 9.27  
Net Debt 4.64  
Tax Levy Collected 96.10  
Tax Levy Cancelled, Abated or Adjusted .15

| 1969 EXPENDITURES                      |                           | 1969 REVENUES                         |                           | 1969 PROPERTY TAX                               |                   |
|--|---------------------------|---------------------------------------|---------------------------|---|-------------------|
| <b>GENERAL GOVERNMENT</b>              |                           | 1969 — Property Taxes Collected       |                           | <b>STATE EQUALIZED TAX RATE</b>                 |                   |
| Governing Body & Public Boards         |                           | 1969 Payments in Lieu of Taxes        | 1,346,190.79              | Local District School Taxes                     | .88 382,942.00    |
| Municipal Clerk                        |                           | Delinquent Tax & Lien Collections     | 69,806.83                 | Regional & Consolidated School Tax              | .64 277,830.02    |
| Financial Administration               | 34,914.10                 | Business Personalty Replacement Taxes | 38,007.00                 | School Taxes in Municipal Budget                | .10 45,181.50     |
| Assessment of Taxes                    | 11,932.00                 | Taxes from Public Utilities           | 109,316.08                | County Taxes                                    | .83 362,016.48    |
| Collection of Taxes                    | 15,242.75                 | Other Miscellaneous Tax Revenues      | 52,192.36                 | County Library Taxes                            | .01 2,881.39      |
| Planning, Housing & Development        | 1,650.00                  | State Aid Revenues                    |                           | Local Municipal Purpose Taxes                   | .69 299,945.93    |
| Human Resources                        |                           | Federal Aid Revenues                  |                           | Veteran & Senior Citizen Taxes                  | .12 53,940.00     |
| Elections                              | 601.47                    | Sale of Acquired Property             |                           | Total Taxes for Rate Computation                | 3.27 1,424,737.32 |
| General Administration (other)         | 56,623.15                 | Other Miscellaneous Revenues          | 137,138.26                | Special District Taxes                          |                   |
| <b>JUDICIARY</b>                       |                           | 1969 Revenues                         | 1,752,651.32              | Bank Stock Taxes                                | 1,952.16          |
| Municipal Courts                       | 7,598.50                  | Prior Years Surplus Appropriated      | 161,425.95                | Added and Omitted Taxes                         | 27,609.85         |
| <b>PUBLIC SAFETY</b>                   |                           | <b>REVENUES</b>                       | <b>TOTAL</b> 1,914,077.27 | Total Taxes Levied - ABSTRACT                   | 1,400,359.33      |
| Fire Protection                        | 34,798.17                 |                                       |                           | <b>TOTAL TAXES BILLED</b>                       | 1,400,877.32      |
| Police Protection                      | 177,322.69                |                                       |                           | 1969 TAXES COLLECTED                            | 1,346,190.79      |
| Civil Defense & Disaster Control       | 2,028.32                  |                                       |                           | 1969 Taxes Cancelled, Abated or Adjusted        | 2,105.50          |
| Environmental Inspection & Control     | 6,800.00                  |                                       |                           | Transfer to Tax Title Liens or Foreclosed       | 7,002.60          |
| Other Public Safety                    |                           |                                       |                           | Balance Outstanding Dec. 31, 1969               | 45,578.43         |
| <b>PUBLIC WORKS</b>                    |                           |                                       |                           | <b>PRIOR YEARS TAXES OUTSTANDING</b>            |                   |
| Streets and Drainage                   | 106,687.81                |                                       |                           | Balance January 1, 1969                         | 67,244.51         |
| Sewers and Sewage Processing           |                           |                                       |                           | Collected in 1969                               | 53,026.41         |
| Garbage and Trash Disposal             | 43,130.27                 |                                       |                           | Cancelled, Abated or Adjusted (1969)            | 469.20            |
| Public Buildings and Grounds           | 7,950.00                  |                                       |                           | Transfers to Tax Title Liens or Foreclosed      | 11,190.16         |
| Other Public Works                     |                           |                                       |                           | Balance December 31, 1969                       | 2,558.74          |
| <b>HEALTH AND WELFARE</b>              |                           |                                       |                           | <b>TAX TITLE LIENS OUTSTANDING</b>              |                   |
| Health Services Except Environmental   | 4,470.00                  |                                       |                           | Balance January 1, 1969                         | 6,584.21          |
| Welfare-Public Assistance              | 2,075.00                  |                                       |                           | Transfers From Taxes                            | 18,779.93         |
| Hospitals, Clinics, First Aid          | 3,000.00                  |                                       |                           | Red. amed in 1969                               | 16,780.42         |
| Animal, Insect, & Rodent Control       | 5,962.50                  |                                       |                           | Cancelled, Abated or Adjusted (1969)            |                   |
| Other Welfare Services                 |                           |                                       |                           | Transfers to Foreclosed Property                |                   |
| <b>RECREATION and CONSERVATION</b>     |                           |                                       |                           | Balance December 31, 1969                       | 8,583.72          |
| Beaches and Boardwalks                 | 3,624.59                  |                                       |                           | <b>PROPERTY ACQUIRED BY DEED OR FORECLOSURE</b> |                   |
| Parks, Playgrounds, Shade Trees        | 9,531.50                  |                                       |                           | Balance January 1, 1969                         | 10,462.50         |
| Land Reclamation & Conservation        |                           |                                       |                           | Transfers From Taxes or Liens                   |                   |
| Other Recreational Services            |                           |                                       |                           | Sale for Cash (1969)                            |                   |
| <b>EDUCATION (excluding schools)</b>   |                           |                                       |                           | Cancelled, Abated or Adjusted (1969)            |                   |
| Libraries                              | 8,334.25                  |                                       |                           | Balance December 31, 1969                       | 10,462.50         |
| Other Educational Services             |                           |                                       |                           | <b>CURRENT FINANCES DECEMBER 31, 1969</b>       |                   |
| <b>STATUTORY EXPENDITURES</b>          |                           |                                       |                           | <b>ASSETS</b>                                   |                   |
| Pensions & F.I.C.A.                    | 29,615.20                 |                                       |                           | Cash Dec. 31, 1969                              | 121,517.94        |
| Employee Fringe Benefits               | 7,816.18                  |                                       |                           | Taxes Receivable                                | 48,137.17         |
| Other Statutory Expenditures           |                           |                                       |                           | Tax Title Liens                                 | 8,583.72          |
| <b>MUNICIPAL FUNCTIONS</b>             |                           |                                       |                           | Foreclosed Property                             | 10,462.50         |
| <b>CAPITAL IMPROVEMENTS</b>            |                           |                                       |                           | Emergencies & Other Deferred Charges            | 25,191.25         |
| <b>DEBT SERVICE</b>                    |                           |                                       |                           | State Aid Receivable                            | 23,137.84         |
| Principal Payments                     | 80,000.00                 |                                       |                           | Other Receivables                               |                   |
| Interest Payments                      | 73,225.00                 |                                       |                           | Total   | 237,030.42        |
| <b>TYPE I SCHL DEBT *MEMO</b>          |                           |                                       |                           | <b>LIABILITIES</b>                              |                   |
| <b>DEFERRED CHARGES</b>                |                           |                                       |                           | Cash Liabilities                                | 98,782.45         |
| SCHOOL, COUNTY, SPECIAL DISTRICT TAXES | 1,070,851.39              |                                       |                           | Reserves for Receivables                        | 67,183.39         |
| RESERVE FOR UNCOLLECTED TAXES          | 64,172.26                 |                                       |                           | Surplus Dec. 31, 1969                           | 71,064.58         |
| <b>EXPENDITURES</b>                    | <b>TOTAL</b> 1,955,293.79 |                                       |                           | Total   | 237,030.42        |

1818  
Population 1960 12,458  
Population 1969 15,350  
  
Moody Rating A  
Land Area 2.20 Sq. Miles

SOMERVILLE BORO - SOMERSET COUNTY  
Net Valuation Taxable 40,584,600  
State Equalized Value 96,149,253 General Tax Rate Per \$100. 8.60  
Net Valuation on Which County Taxes are apportioned: 96,556,037 State Equalized  
State Equalization Ratio .4221 General Tax Rate: 3.63

PER CAPITA:  
Gross Debt 428.53  
Net Debt 180.12  
Debt Service 7.89  
Total Tax Levy 225.67  
Municipal Expenditures 119.51

PER CENT:  
Gross Debt 7.51  
Net Debt 3.16  
Tax Levy Collected 96.98  
Tax Levy Cancelled, Abated or Adjusted .10

| 1969 EXPENDITURES                      |              | 1969 REVENUES                                     |  | 1969 PROPERTY TAX                          |  |
|--|--------------|---|--|--|--|
| GENERAL GOVERNMENT                     |              | 1969 — Property Taxes Collected                   |  | STATE EQUALIZED TAX RATE                   |  |
| Governing Body & Public Boards         |              | 3,363,588.52                                      |  | 2.05                                       |  |
| Municipal Clerk                        |              | 2,996.70  |  | Local District School Taxes                |  |
| Financial Administration               | 44,500.00    | 73,060.70   |  | Regional & Consolidated School Tax         |  |
| Assessment of Taxes                    | 7,320.00     | 152,940.00  |  | School Taxes in Municipal Budget           |  |
| Collection of Taxes                    | 15,731.00    | 247,932.87  |  | County Taxes                               |  |
| Planning, Housing & Development        | 8,975.00     | Other Miscellaneous Tax Revenues                  |  | County Library Taxes                       |  |
| Human Resources                        |              | 78,707.10   |  | Local Municipal Purpose Taxes              |  |
| Elections                              | 2,650.00     | State Aid Revenues                                |  | Veteran & Senior Citizen Taxes             |  |
| General Administration (other)         | 105,337.00   | Federal Aid Revenues                              |  | Total Taxes for Rate Computation           |  |
| JUDICIARY                              |              | Sale of Acquired Property                         |  | Special District Taxes                     |  |
| Municipal Courts                       | 12,500.00    | Other Miscellaneous Revenues                      |  | Bank Stock Taxes                           |  |
| PUBLIC SAFETY                          |              | 1969 Revenues                                     |  | Added and Omitted Taxes                    |  |
| Fire Protection                        | 63,372.00    | Prior Years Surplus Appropriated                  |  | Total Taxes Levied - ABSTRACT              |  |
| Police Protection                      | 406,860.00   | REVENUES  |  | TOTAL TAXES BILLED                         |  |
| Civil Defense & Disaster Control       | 4,527.00     | Total   |  | 1969 TAXES COLLECTED                       |  |
| Environmental Inspection & Control     | 18,725.00    | 1969 REAL PROPERTY VALUATIONS                     |  | 1969 Taxes Cancelled, Abated or Adjusted   |  |
| Other Public Safety                    |              | Code Class # of Parcels %VAL'N ASSESSED VALUATION |  | Transfer to Tax Title Liens or Foreclosed  |  |
| PUBLIC WORKS                           |              | 1 Vacant Land 161 1.13 439,600.00                 |  | Balance Outstanding Dec. 31, 1969          |  |
| Streets and Drainage                   | 231,434.92   | 2 Residential 2768 61.73 24,081,200.00            |  | PRIOR YEARS TAXES OUTSTANDING              |  |
| Sewers and Sewage Processing           | 158,775.00   | 3 Farm 4a Commercial 287 23.78 9,276,900.00       |  | Balance January 1, 1969                    |  |
| Garbage and Trash Disposal             | 67,618.15    | 4b Industrial 17 4.28 1,670,000.00                |  | Collected in 1969                          |  |
| Public Buildings and Grounds           | 34,984.93    | 4c Apartments 27 9.08 3,543,000.00                |  | Cancelled, Abated or Adjusted (1969)       |  |
| Other Public Works                     |              | Total 3260 100.00 39,010,700.00                   |  | Transfers to Tax Title Liens or Foreclosed |  |
| HEALTH and WELFARE                     |              | CAPITAL DEBT AUTHORIZED, DECEMBER 31, 1969        |  | Balance December 31, 1969                  |  |
| Health Services Except Environmental   | 43,019.00    | ISSUED AND UNISSUED                               |  | TAX TITLE LIENS OUTSTANDING                |  |
| Welfare-Public Assistance              | 10,625.00    | GROSS DEBT  |  | Balance January 1, 1969                    |  |
| Hospitals, Clinics, First Aid          | 3,000.00     | NET DEBT  |  | Transfers From Taxes                       |  |
| Animal, Insect, & Rodent Control       |              | 1,599,000   |  | Redeemed in 1969                           |  |
| Other Welfare Services                 |              | Total 6,578,000                                   |  | Cancelled, Abated or Adjusted (1969)       |  |
| RECREATION and CONSERVATION            |              | ISSUED AND OUTSTANDING                            |  | Transfers to Foreclosed Property           |  |
| Beaches and Boardwalks                 | 30,000.00    | School  |  | Balance December 31, 1969                  |  |
| Parks, Playgrounds, Shade Trees        | 57,222.00    | Self-Liquidating                                  |  | PROPERTY ACQUIRED BY DEED OR               |  |
| Land Reclamation & Conservation        |              | Other   |  | FORECLOSURE                                |  |
| Other Recreational Services            |              | Total   |  | Balance January 1, 1969                    |  |
| EDUCATION (excluding schools)          |              | EQUALIZED VALUATION BASIS                         |  | Transfers From Taxes or Liens              |  |
| Libraries                              | 69,000.00    | FOR NET DEBT COMPUTATION                          |  | Sale for Cash (1969)                       |  |
| Other Educational Services             |              | 87,579,054.67                                     |  | Cancelled, Abated or Adjusted (1969)       |  |
| STATUTORY EXPENDITURES                 |              | 1969 CAPITAL OUTLAY                               |  | Balance December 31, 1969                  |  |
| Pensions & F.I.C.A.                    | 91,687.00    | TOTAL   |  | CURRENT FINANCES DECEMBER 31, 1969         |  |
| Employee Fringe Benefits               | 19,000.00    | Beaches and Boardwalks                            |  | ASSETS                                     |  |
| Other Statutory Expenditures           |              | Parks and Playgrounds                             |  | Cash Dec. 31, 1969                         |  |
| MUNICIPAL FUNCTIONS                    |              | Public Buildings and Grounds                      |  | Taxes Receivable                           |  |
| CAPITAL IMPROVEMENTS                   |              | Vehicular Equipment                               |  | Tax Title Liens                            |  |
| DEBT SERVICE                           |              | Streets, Roads, Sidewalks, Storm Sewers           |  | Foreclosed Property                        |  |
| Principal Payments                     | 70,000.00    | Sewer System                                      |  | Emergencies & Other Deferred Charges       |  |
| Interest Payments                      | 51,100.00    | Water Service                                     |  | State Aid Receivable                       |  |
| DEFERRED CHARGES                       |              | Other Utilities                                   |  | Other Receivables                          |  |
| SCHOOL, COUNTY, SPECIAL DISTRICT TAXES | 158.40       | Hospitals and Clinics                             |  | Total                                      |  |
| RESERVE FOR UNCOLLECTED TAXES          | 2,410,973.75 | Garbage and Trash Disposal Facilities             |  | LIABILITIES                                |  |
|  | 206,390.08   | Health Equipment                                  |  | Cash Liabilities                           |  |
|  |              | Library and Education Facilities                  |  | Reserves for Receivables                   |  |
|  |              | Conservation and Recreation                       |  | Surplus Dec. 31, 1969                      |  |
| EXPENDITURES                           |              | Other Expenditures                                |  | Total                                      |  |
| TOTAL                                  | 4,245,485.23 | 2,840.45  |  | 686,365.88                                 |  |

1220  
Population 1960 8,422  
Population 1969 10,240  
  
Moody Rating BAA  
Land Area 1.30 Sq. Miles

**SOUTH AMBOY CITY - MIDDLESEX COUNTY**  
Net Valuation Taxable 20,562,432  
State Equalized Value 48,565,025  
Net Valuation on Which County Taxes are apportioned: 52,939,209  
State Equalization Ratio .4234  
  
General Tax Rate Per \$100. 6.80  
State Equalized General Tax Rate: 2.87

**PER CAPITA:**  
Gross Debt 159.53  
Net Debt 109.23  
Debt Service 8.30  
Total Tax Levy 131.51  
Municipal Expenditures 115.28

**PER CENT:**  
Gross Debt 3.16  
Net Debt 2.16  
Tax Levy Collected 93.97  
Tax Levy Cancelled, Abated or Adjusted

| 1969 EXPENDITURES                      |                     | 1969 REVENUES                         |                           | 1969 PROPERTY TAX                               |                   |
|--|---------------------|---------------------------------------|---------------------------|---|-------------------|
| <b>GENERAL GOVERNMENT</b>              |                     | 1969 — Property Taxes Collected       |                           | <b>STATE EQUALIZED TAX RATE</b>                 |                   |
| Governing Body & Public Boards         |                     | 1969 Payments in Lieu of Taxes        | 1,265,418.47              | Local District School Taxes                     | 1.37 666,448.00   |
| Municipal Clerk                        |                     | Delinquent Tax & Lien Collections     | 74,137.49                 | Regional & Consolidated School Tax              | .07 35,342.00     |
| Financial Administration               | 33,500.00           | Business Personalty Replacement Taxes | 26,852.00                 | School Taxes in Municipal Budget                | .56 274,259.92    |
| Assessment of Taxes                    | 4,550.00            | Taxes from Public Utilities           | 397,640.39                | County Library Taxes                            |                   |
| Collection of Taxes                    | 21,300.00           | Other Miscellaneous Tax Revenues      | 149,960.69                | Local Municipal Purpose Taxes                   | .74 360,910.68    |
| Planning, Housing & Development        | 5,700.00            | State Aid Revenues                    |                           | Veteran & Senior Citizen Taxes                  | .12 59,270.00     |
| Human Resources                        |                     | Federal Aid Revenues                  |                           | Total Taxes for Rate Computation                | 2.86 1,396,230.60 |
| Elections                              | 2,370.00            | Sale of Acquired Property             |                           | Special District Taxes                          |                   |
| General Administration (other)         | 48,650.00           | Other Miscellaneous Revenues          | 48,836.38                 | Bank Stock Taxes                                | 6,089.32          |
| <b>JUDICIARY</b>                       |                     | 1969 Revenues                         | 1,962,845.42              | Added and Omitted Taxes                         | 3,564.20          |
| Municipal Courts                       | 12,150.00           | Prior Years Surplus Appropriated      | 150,000.00                | Total Taxes Levied - ABSTRACT                   | 1,346,614.12      |
| <b>PUBLIC SAFETY</b>                   |                     | <b>REVENUES</b>                       | <b>TOTAL</b> 2,112,845.42 | <b>TOTAL TAXES BILLED</b>                       | 1,346,614.12      |
| Fire Protection                        | 38,600.00           |                                       |                           | 1969 TAXES COLLECTED                            | 1,265,418.47      |
| Police Protection                      | 234,085.00          |                                       |                           | 1969 Taxes Cancelled, Abated or Adjusted        |                   |
| Civil Defense & Disaster Control       | 3,000.00            |                                       |                           | Transfer to Tax Title Liens or Foreclosed       |                   |
| Environmental Inspection & Control     | 7,000.00            |                                       |                           | Balance Outstanding Dec. 31, 1969               | 81,195.65         |
| Other Public Safety                    |                     |                                       |                           | <b>PRIOR YEARS TAXES OUTSTANDING</b>            |                   |
| <b>PUBLIC WORKS</b>                    |                     |                                       |                           | Balance January 1, 1969                         | 87,292.13         |
| Streets and Drainage                   | 141,380.00          |                                       |                           | Collected in 1969                               | 63,560.17         |
| Sewers and Sewage Processing           | 83,550.00           |                                       |                           | Cancelled, Abated or Adjusted (1969)            |                   |
| Garbage and Trash Disposal             | 95,600.00           |                                       |                           | Transfers to Tax Title Liens or Foreclosed      |                   |
| Public Buildings and Grounds           | 32,500.00           |                                       |                           | Balance December 31, 1969                       | 23,731.96         |
| Other Public Works                     |                     |                                       |                           | <b>TAX TITLE LIENS OUTSTANDING</b>              |                   |
| <b>HEALTH and WELFARE</b>              |                     |                                       |                           | Balance January 1, 1969                         | 23,363.27         |
| Health Services Except Environmental   | 31,050.00           |                                       |                           | Transfers From Taxes                            |                   |
| Welfare-Public Assistance              | 4,300.00            |                                       |                           | Redeemed in 1969                                | 10,577.32         |
| Hospitals, Clinics, First Aid          | 5,500.00            |                                       |                           | Cancelled, Abated or Adjusted (1969)            |                   |
| Animal, Insect, & Rodent Control       | 1,450.00            |                                       |                           | Transfers to Foreclosed Property                |                   |
| Other Welfare Services                 | 500.00              |                                       |                           | Balance December 31, 1969                       | 12,785.95         |
| <b>RECREATION and CONSERVATION</b>     |                     |                                       |                           | <b>PROPERTY ACQUIRED BY DEED OR FORECLOSURE</b> |                   |
| Beaches and Boardwalks                 |                     |                                       |                           | Balance January 1, 1969                         | 6,820.00          |
| Parks, Playgrounds, Shade Trees        | 21,400.00           |                                       |                           | Transfers From Taxes or Liens                   |                   |
| Land Redamation & Conservation         |                     |                                       |                           | Sale for Cash (1969)                            |                   |
| Other Recreational Services            | 4,300.00            |                                       |                           | Cancelled, Abated or Adjusted (1969)            |                   |
| <b>EDUCATION (excluding schools)</b>   |                     |                                       |                           | Balance December 31, 1969                       | 6,820.00          |
| Libraries                              | 27,350.00           |                                       |                           | <b>CURRENT FINANCES DECEMBER 31, 1969</b>       |                   |
| Other Educational Services             |                     |                                       |                           | <b>ASSETS</b>                                   |                   |
| <b>STATUTORY EXPENDITURES</b>          |                     |                                       |                           | Cash Dec. 31, 1969                              | 378,165.62        |
| Pensions & F.I.C.A.                    | 61,833.00           |                                       |                           | Taxes Receivable                                | 104,927.61        |
| Employee Fringe Benefits               | 15,100.00           |                                       |                           | Tax Title Liens                                 | 12,785.95         |
| Other Statutory Expenditures           |                     |                                       |                           | Foreclosed Property                             | 6,820.00          |
| <b>MUNICIPAL FUNCTIONS</b>             |                     |                                       |                           | Emergencies & Other Deferred Charges            | 37,100.00         |
| <b>CAPITAL IMPROVEMENTS</b>            |                     |                                       |                           | State Aid Receivable                            | 32,688.28         |
| <b>DEBT SERVICE</b>                    |                     |                                       |                           | Other Receivables                               | 1,164.12          |
| Principal Payments                     | 63,168.00           |                                       |                           | Total   | 573,651.58        |
| Interest Payments                      | 21,842.00           |                                       |                           | <b>LIABILITIES</b>                              |                   |
| <b>TYPE I SCHL DEBT *MEMO</b>          |                     |                                       |                           | Cash Liabilities                                | 153,905.74        |
| <b>DEFERRED CHARGES</b>                |                     |                                       |                           | Reserves for Receivables                        | 125,697.68        |
| SCHOOL, COUNTY, SPECIAL DISTRICT TAXES | 14,100.00           |                                       |                           | Surplus Dec. 31, 1969                           | 294,048.16        |
| RESERVE FOR UNCOLLECTED TAXES          | 976,049.92          |                                       |                           | Total   | 573,651.58        |
|  | 114,600.00          |                                       |                           |   |                   |
| <b>EXPENDITURES</b>                    |                     |                                       |                           |   |                   |
| <b>TOTAL</b>                           | <b>2,156,477.92</b> |                                       | <b>21,224.35</b>          |   |                   |

\* ABOVE DEBT SERVICE INCLUDES TYPE I SCHOOL DEBT

0333  
 Population 1960 3,166  
 Population 1969 4,210  
 Moody Rating  
 Land Area 42.61 Sq. Miles

**SOUTHAMPTON TWP - BURLINGTON COUNTY**  
 Net Valuation Taxable 24,008,229  
 State Equalized Value 25,489,148  
 Net Valuation on Which County Taxes  
 are apportioned: 24,649,129  
 State Equalization Ratio .9419  
 General Tax Rate Per \$100. 2.77  
 State Equalized  
 General Tax Rate: 2.60

PER CAPITA:  
 Gross Debt 331.16  
 Net Debt  
 Debt Service  
 Total Tax Levy 154.32  
 Municipal Expenditures 65.41

PER CENT:  
 Gross Debt 6.09  
 Net Debt  
 Tax Levy Collected 90.17  
 Tax Levy Cancelled, Abated  
 or Adjusted

| 1969 EXPENDITURES                      |            | 1969 REVENUES                                     |               | 1969 PROPERTY TAX                          |            |
|--|------------|---|---------------|--|------------|
| <b>GENERAL GOVERNMENT</b>              |            |   |               | <b>STATE EQUALIZED TAX RATE</b>            |            |
| Governing Body & Public Boards         |            | 1969 — Property Taxes Collected                   | 585,785.34    | Local District School Taxes .97            | 248,400.50 |
| Municipal Clerk                        |            | 1969 Payments in Lieu of Taxes                    |               | Regional & Consolidated School Tax .95     | 242,404.87 |
| Financial Administration               | 8,125.00   | Delinquent Tax & Lien Collections                 | 48,773.73     | School Taxes in Municipal Budget           |            |
| Assessment of Taxes                    | 4,750.00   | Business Personalty Replacement Taxes             | 19,929.00     | County Taxes .56                           | 142,068.22 |
| Collection of Taxes                    | 3,225.00   | Taxes from Public Utilities                       | 133,992.93    | County Library Taxes .02                   | 6,300.90   |
| Planning, Housing & Development        | 1,850.00   | Other Miscellaneous Tax Revenues                  |               | Local Municipal Purpose Taxes .01          | 2,545.18   |
| Human Resources                        |            | State Aid Revenues                                | 15,926.26     | Veteran & Senior Citizen Taxes .09         | 23,290.00  |
| Elections                              | 400.00     | Federal Aid Revenues                              |               | Total Taxes for Rate Computation 2.60      | 665,009.67 |
| General Administration (other)         | 19,250.00  | Sale of Acquired Property                         | 129.00        | Special District Taxes                     |            |
| <b>JUDICIARY</b>                       |            | Other Miscellaneous Revenues                      | 39,301.42     | Bank Stock Taxes                           | 1,554.82   |
| Municipal Courts                       | 4,100.00   | 1969 Revenues Total                               | 843,837.68    | Added and Omitted Taxes                    | 6,394.55   |
| <b>PUBLIC SAFETY</b>                   |            | Prior Years Surplus Appropriated                  | 110,000.00    | Total Taxes Levied - ABSTRACT              | 649,669.04 |
| Fire Protection                        | 5,100.00   | <b>REVENUES TOTAL</b>                             | 953,837.68    | <b>TOTAL TAXES BILLED</b>                  | 649,669.04 |
| Police Protection                      | 7,700.00   |   |               | 1969 TAXES COLLECTED                       | 585,785.34 |
| Civil Defense & Disaster Control       | 700.00     |   |               | 1969 Taxes Cancelled, Abated or Adjusted   |            |
| Environmental Inspection & Control     | 750.00     | <b>1969 REAL PROPERTY VALUATIONS</b>              |               | Transfer to Tax Title Liens or Foreclosed  |            |
| Other Public Safety                    |            | Code Class # of Parcels %VAL'N ASSESSED VALUATION |               | Balance Outstanding Dec. 31, 1969          | 63,883.70  |
| <b>PUBLIC WORKS</b>                    |            | 1 Vacant Land 761 11.05 2,574,400.00              |               | <b>PRIOR YEARS TAXES OUTSTANDING</b>       |            |
| Streets and Drainage                   | 58,400.00  | 2 Residential 1065 54.30 12,649,050.00            |               | Balance January 1, 1969                    | 47,715.11  |
| Sewers and Sewage Processing           |            | 3 Farm 385 25.14 5,857,250.00                     |               | Collected in 1969                          | 47,372.34  |
| Garbage and Trash Disposal             | 12,500.00  | 4a Commercial 69 7.98 1,859,500.00                |               | Cancelled, Abated or Adjusted (1969)       |            |
| Public Buildings and Grounds           | 3,200.00   | 4b Industrial 2 1.52 354,050.00                   |               | Transfers to Tax Title Liens or Foreclosed |            |
| Other Public Works                     |            | 4c Apartments                                     |               | Balance December 31, 1969                  | 342.77     |
| <b>HEALTH and WELFARE</b>              |            | Total 2282 99.99 23,294,250.00                    |               | <b>TAX TITLE LIENS OUTSTANDING</b>         |            |
| Health Services Except Environmental   | 1,100.00   | <b>CAPITAL DEBT AUTHORIZED, DECEMBER 31, 1969</b> |               | Balance January 1, 1969                    | 3,904.48   |
| Welfare-Public Assistance              | 1,625.00   | ISSUED AND UNISSUED GROSS DEBT NET DEBT           |               | Transfers From Taxes                       |            |
| Hospitals, Clinics, First Aid          |            | School 1,394,163                                  |               | Redeemed in 1969                           | 1,401.39   |
| Animal, Insect, & Rodent Control       |            | Self-Liquidating                                  |               | Cancelled, Abated or Adjusted (1969)       |            |
| Other Welfare Services                 |            | Other   |               | Transfers to Foreclosed Property:          |            |
| <b>RECREATION and CONSERVATION</b>     |            | Total 1,394,163                                   |               | Balance December 31, 1969                  | 2,503.09   |
| Beaches and Boardwalks                 |            | <b>ISSUED AND OUTSTANDING</b>                     |               | <b>PROPERTY ACQUIRED BY DEED OR</b>        |            |
| Parks, Playgrounds, Shade Trees        | 100.00     | School 1,195,666.13                               |               | <b>FORECLOSURE</b>                         |            |
| Land Reclamation & Conservation        |            | Self-Liquidating                                  |               | Balance January 1, 1969                    | 5,300.00   |
| Other Recreational Services            | 950.00     | Other   |               | Transfers From Taxes or Liens              |            |
| <b>EDUCATION (excluding schools)</b>   |            | Total 1,195,666.13                                |               | Sale for Cash (1969)                       | 129.00     |
| Libraries                              | 700.00     | <b>EQUALIZED VALUATION BASIS</b>                  |               | Cancelled, Abated or Adjusted (1969)       |            |
| Other Educational Services             | 33,000.00  | <b>FOR NET DEBT COMPUTATION</b>                   | 22,885,677.67 | Balance December 31, 1969                  | 5,171.00   |
| <b>STATUTORY EXPENDITURES</b>          |            | 1969 CAPITAL OUTLAY TOTAL 23,950.00               |               | <b>CURRENT FINANCES DECEMBER 31, 1969</b>  |            |
| Pensions & F.I.C.A.                    | 2,800.00   | Beaches and Boardwalks                            |               | <b>ASSETS</b>                              |            |
| Employee Fringe Benefits               |            | Parks and Playgrounds                             |               | Cash Dec. 31, 1969                         | 317,553.83 |
| Other Statutory Expenditures           |            | Public Buildings and Grounds                      |               | Taxes Receivable                           | 64,226.47  |
| <b>MUNICIPAL FUNCTIONS</b>             |            | Vehicular Equipment                               | 18,000.00     | Tax Title Liens                            | 2,503.09   |
| <b>CAPITAL IMPROVEMENTS</b>            |            | Streets, Roads, Sidewalks, Storm Sewers           | 5,950.00      | Foreclosed Property                        | 5,171.00   |
| <b>DEBT SERVICE</b>                    |            | Sewer System                                      |               | Emergencies & Other Deferred Charges       | 2,056.95   |
| Principal Payments                     |            | Water Service                                     |               | State Aid Receivable                       | 26,644.00  |
| Interest Payments                      |            | Other Utilities                                   |               | Other Receivables                          | 8,212.22   |
| <b>DEFERRED CHARGES</b>                |            | Hospitals and Clinics                             |               | Total                                      | 426,367.56 |
| SCHOOL, COUNTY, SPECIAL DISTRICT TAXES | 428.77     | Garbage and Trash Disposal Facilities             |               | <b>LIABILITIES</b>                         |            |
| <b>RESERVE FOR UNCOLLECTED TAXES</b>   |            | Health Equipment                                  |               | Cash Liabilities                           | 144,245.61 |
|  | 639,174.49 | Library and Education Facilities                  |               | Reserves for Receivables                   | 80,112.78  |
|  | 78,652.23  | Conservation and Recreation                       |               | Surplus Dec. 31, 1969                      | 202,009.17 |
| <b>EXPENDITURES TOTAL</b>              | 914,530.49 | Other Expenditures                                |               | Total                                      | 426,367.56 |

1347  
Population 1960 1,537  
Population 1969 1,600  
  
Moody Rating  
Land Area .30 Sq. Miles

SOUTH BELMAR BORO - MONMOUTH COUNTY  
Net Valuation Taxable 8,811,337  
State Equalized Value 11,468,615  
General Tax Rate Per \$100. 4.34  
Net Valuation on Which County Taxes are apportioned: 11,280,468  
State Equalized State Equalization Ratio .7683  
General Tax Rate: 3.33

PER CAPITA:  
Gross Debt 23.54  
Net Debt 23.54  
Debt Service  
Total Tax Levy 229.58  
Municipal Expenditures 123.79

PER CENT:  
Gross Debt .34  
Net Debt .34  
Tax Levy Collected 95.37  
Tax Levy Cancelled, Abated or Adjusted

| 1969 EXPENDITURES                      |                   | 1969 REVENUES                                     |  | 1969 PROPERTY TAX                               |            |
|--|-------------------|---|--|---|------------|
| <b>GENERAL GOVERNMENT</b>              |                   | 1969 — Property Taxes Collected                   |  | <b>STATE EQUALIZED TAX RATE</b>                 |            |
| Governing Body & Public Boards         |                   | 350,330.47  |  | Local District School Taxes                     | 1.71       |
| Municipal Clerk                        |                   | 1969 Payments in Lieu of Taxes                    |  | Regional & Consolidated School Tax              |            |
| Financial Administration               | 7,567.00          | 14,438.13   |  | School Taxes in Municipal Budget                |            |
| Assessment of Taxes                    | 10,575.00         | Delinquent Tax & Lien Collections                 |  | County Taxes                                    | .59        |
| Collection of Taxes                    | 3,563.75          | 4,256.00  |  | County Library Taxes                            | .02        |
| Planning, Housing & Development        |                   | Business Personalty Replacement Taxes             |  | Local Municipal Purpose Taxes                   | .88        |
| Human Resources                        | 157.00            | 20,222.24   |  | Veteran & Senior Citizen Taxes                  | .13        |
| Elections                              | 288.00            | Other Miscellaneous Tax Revenues                  |  | Total Taxes for Rate Computation                | 3.33       |
| General Administration (other)         | 8,696.00          | 10,988.19   |  | Special District Taxes                          |            |
| <b>JUDICIARY</b>                       |                   | State Aid Revenues                                |  | Bank Stock Taxes                                |            |
| Municipal Courts                       | 2,129.00          | Federal Aid Revenues                              |  | Added and Omitted Taxes                         |            |
| <b>PUBLIC SAFETY</b>                   |                   | Sale of Acquired Property                         |  | Total Taxes Levied - ABSTRACT                   | 367,328.90 |
| Fire Protection                        | 1,780.00          | Other Miscellaneous Revenues                      |  | <b>TOTAL TAXES BILLED</b>                       | 367,328.90 |
| Police Protection                      | 48,900.00         | 1969 Revenues                                     |  | 1969 TAXES COLLECTED                            | 350,330.47 |
| Civil Defense & Disaster Control       |                   | Prior Years Surplus Appropriated                  |  | 1969 Taxes Cancelled, Abated or Adjusted        |            |
| Environmental Inspection & Control     |                   | REVENUES  |  | Transfer to Tax Title Liens or Foreclosed       |            |
| Other Public Safety                    |                   | TOTAL   |  | Balance Outstanding Dec. 31, 1969               | 16,998.43  |
| <b>PUBLIC WORKS</b>                    |                   | 1969 REAL PROPERTY VALUATIONS                     |  | <b>PRIOR YEARS TAXES OUTSTANDING</b>            |            |
| Streets and Drainage                   | 27,655.00         | Code Class # of Parcels %VAL'N                    |  | Balance January 1, 1969                         | 14,792.32  |
| Sewers and Sewage Processing           |                   | 1 Vacant Land 83 1.51                             |  | Collected in 1969                               | 14,438.13  |
| Garbage and Trash Disposal             | 16,624.03         | 2 Residential 759 82.92                           |  | Cancelled, Abated or Adjusted (1969)            |            |
| Public Buildings and Grounds           | 5,500.00          | 3 Farm  |  | Transfers to Tax Title Liens or Foreclosed      |            |
| Other Public Works                     |                   | 4a Commercial 39 10.58                            |  | Balance December 31, 1969                       | 354.19     |
| <b>HEALTH and WELFARE</b>              |                   | 4b Industrial 3 1.44                              |  | <b>TAX TITLE LIENS OUTSTANDING</b>              |            |
| Health Services Except Environmental   | 2,161.00          | 4c Apartments 1 3.56                              |  | Balance January 1, 1969                         | 412.05     |
| Welfare-Public Assistance              | 726.00            | Total 885 100.01                                  |  | Transfers From Taxes                            |            |
| Hospitals, Clinics, First Aid          |                   | <b>CAPITAL DEBT AUTHORIZED, DECEMBER 31, 1969</b> |  | Redeemed in 1969                                |            |
| Animal, Insect, & Rodent Control       | 100.00            | <b>ISSUED AND UNISSUED</b>                        |  | Cancelled, Abated or Adjusted (1969)            |            |
| Other Welfare Services                 |                   | <b>GROSS DEBT</b>                                 |  | Transfers to Foreclosed Property                |            |
| <b>RECREATION and CONSERVATION</b>     |                   | <b>NET DEBT</b>                                   |  | Balance December 31, 1969                       | 412.05     |
| Beaches and Boardwalks                 |                   | Total 37,668 37,668                               |  | <b>PROPERTY ACQUIRED BY DEED OR FORECLOSURE</b> |            |
| Parks, Playgrounds, Shade Trees        |                   | <b>ISSUED AND OUTSTANDING</b>                     |  | Balance January 1, 1969                         | 1,270.00   |
| Land Reclamation & Conservation        |                   | School  |  | Transfers From Taxes or Liens                   |            |
| Other Recreational Services            | 205.00            | Self-Liquidating                                  |  | Sale for Cash (1969)                            |            |
| <b>EDUCATION (excluding schools)</b>   |                   | Other   |  | Cancelled, Abated or Adjusted (1969)            |            |
| Libraries                              |                   | Total   |  | Balance December 31, 1969                       | 1,270.00   |
| Other Educational Services             |                   | <b>EQUALIZED VALUATION BASIS</b>                  |  | <b>CURRENT FINANCES DECEMBER 31, 1969</b>       |            |
| <b>STATUTORY EXPENDITURES</b>          |                   | <b>FOR NET DEBT COMPUTATION</b>                   |  | <b>ASSETS</b>                                   |            |
| Pensions & F.I.C.A.                    | 10,700.00         | 1969 CAPITAL OUTLAY                               |  | Cash Dec. 31, 1969                              | 70,227.97  |
| Employee Fringe Benefits               | 4,435.22          | Beaches and Boardwalks                            |  | Taxes Receivable                                | 17,352.62  |
| Other Statutory Expenditures           |                   | Parks and Playgrounds                             |  | Tax Title Liens                                 | 412.05     |
| <b>MUNICIPAL FUNCTIONS</b>             |                   | Public Buildings and Grounds                      |  | Foreclosed Property                             | 1,270.00   |
| <b>CAPITAL IMPROVEMENTS</b>            |                   | Vehicular Equipment                               |  | Emergencies & Other Deferred Charges            | 8,500.00   |
| <b>DEBT SERVICE</b>                    |                   | Streets, Roads, Sidewalks, Storm Sewers           |  | State Aid Receivable                            | 16,471.99  |
| Principal Payments                     |                   | Sewer System                                      |  | Other Receivables                               | 18,173.08  |
| Interest Payments                      |                   | Water Service                                     |  | Total   | 132,407.71 |
| <b>DEFERRED CHARGES</b>                |                   | Other Utilities                                   |  | <b>LIABILITIES</b>                              |            |
| SCHOOL, COUNTY, SPECIAL DISTRICT TAXES | 4,950.00          | Hospitals and Clinics                             |  | Cash Liabilities                                | 52,157.47  |
| RESERVE FOR UNCOLLECTED TAXES          | 265,928.90        | Garbage and Trash Disposal Facilities             |  | Reserves for Receivables                        | 37,207.75  |
| <b>EXPENDITURES</b>                    |                   | Health Equipment                                  |  | Surplus Dec. 31, 1969                           | 43,042.49  |
|  |                   | Library and Education Facilities                  |  | Total   | 132,407.71 |
|  |                   | Conservation and Recreation                       |  |   |            |
|  |                   | Other Expenditures                                |  |   |            |
| <b>TOTAL</b>                           | <b>463,998.90</b> |   |  |   |            |

1819  
Population 1960 3,626  
Population 1969 4,700  
  
Moody Rating  
Land Area .90 Sq. Miles

# SOUTH BOUND BROOK BOR - SOMERSET COUNTY

Net Valuation Taxable 11,177,202  
State Equalized Value 22,885,343  
Net Valuation on Which County Taxes  
are apportioned: 23,928,613  
State Equalization Ratio .4884  
  
General Tax Rate Per \$100. 7.77  
  
State Equalized  
General Tax Rate: 3.79

PER CAPITA:  
Gross Debt 173.12  
Net Debt 31.55  
Debt Service 4.02  
Total Tax Levy 179.87  
Municipal Expenditures 82.88

PER CENT:  
Gross Debt 3.74  
Net Debt .68  
Tax Levy Collected 90.21  
Tax Levy Cancelled, Abated  
or Adjusted

| 1969 EXPENDITURES                                 |  | 1969 REVENUES                                      |  | 1969 PROPERTY TAX                                   |  |
|---|--|--|--|---|--|
| GENERAL GOVERNMENT                                |  | 1969 — Property Taxes Collected 784,473.82         |  | STATE EQUALIZED TAX RATE 2.53                       |  |
| Governing Body & Public Boards                    |  | 1969 Payments in Lieu of Taxes 47,957.22           |  | Local District School Taxes 579,107.51              |  |
| Municipal Clerk                                   |  | Delinquent Tax & Lien Collections 47,475.00        |  | Regional & Consolidated School Tax                  |  |
| Financial Administration 12,426.56                |  | Business Personalty Replacement Taxes 51,479.63    |  | School Taxes in Municipal Budget                    |  |
| Assessment of Taxes 3,250.00                      |  | Other Miscellaneous Tax Revenues 17,586.67         |  | County Taxes .47 107,038.18                         |  |
| Collection of Taxes 10,000.00                     |  | State Aid Revenues 250.00                          |  | County Library Taxes .03 5,851.19                   |  |
| Planning, Housing & Development 5,408.06          |  | Federal Aid Revenues 17,029.99                     |  | Local Municipal Purpose Taxes .67 152,259.52        |  |
| Human Resources                                   |  | Other Miscellaneous Revenues 966,252.33            |  | Veteran & Senior Citizen Taxes .10 23,600.00        |  |
| Elections 675.00                                  |  | 1969 Revenues Total 50,000.00                      |  | Total Taxes for Rate Computation 3.80 867,856.40    |  |
| General Administration (other) 15,125.00          |  | Prior Years Surplus Appropriated                   |  | Special District Taxes                              |  |
| JUDICIARY   |  | REVENUES TOTAL 1,016,252.33                        |  | Bank Stock Taxes                                    |  |
| Municipal Courts 2,450.00                         |  | 1969 REAL PROPERTY VALUATIONS                      |  | Added and Omitted Taxes 1,116.33                    |  |
| PUBLIC SAFETY                                     |  | Code Class # of Parcels %VAL'N ASSESSED VALUATION  |  | Total Taxes Levied - ABSTRACT 845,372.73            |  |
| Fire Protection 14,650.00                         |  | 1 Vacant Land 107 1.90 210,150.00                  |  | TOTAL TAXES BILLED 869,587.69                       |  |
| Police Protection 84,330.00                       |  | 2 Residential 968 77.95 8,618,200.00               |  | 1969 TAXES COLLECTED 784,473.82                     |  |
| Civil Defense & Disaster Control 800.00           |  | 3 Farm 558,950.00                                  |  | Transfer to Tax Title Liens or Foreclosed           |  |
| Environmental Inspection & Control 1,950.00       |  | 4a Commercial 28 5.06 1,100,800.00                 |  | Balance Outstanding Dec. 31, 1969 85,113.87         |  |
| Other Public Safety                               |  | 4b Industrial 10 9.96 568,600.00                   |  | PRIOR YEARS TAXES OUTSTANDING                       |  |
| PUBLIC WORKS                                      |  | 4c Apartments 5 5.14 11,056,700.00                 |  | Balance January 1, 1969 48,794.37                   |  |
| Streets and Drainage 37,700.00                    |  | Total 1118 100.01                                  |  | Collected in 1969 45,801.84                         |  |
| Sewers and Sewage Processing 43,518.10            |  | CAPITAL DEBT AUTHORIZED, DECEMBER 31, 1969         |  | Cancelled, Abated or Adjusted (1969)                |  |
| Garbage and Trash Disposal 22,450.00              |  | ISSUED AND UNISSUED GROSS DEBT NET DEBT            |  | Transfers to Tax Title Liens or Foreclosed 1,217.00 |  |
| Public Buildings and Grounds 3,670.73             |  | School 689,000 35,771                              |  | Balance December 31, 1969 1,775.53                  |  |
| Other Public Works                                |  | Self-Liquidating 124,665 112,490                   |  | TAX TITLE LIENS OUTSTANDING                         |  |
| HEALTH and WELFARE                                |  | Other 813,665 148,262                              |  | Balance January 1, 1969 9,173.32                    |  |
| Health Services Except Environmental 5,030.00     |  | ISSUED AND OUTSTANDING                             |  | Transfers From Taxes 1,412.75                       |  |
| Welfare-Public Assistance 1,825.00                |  | School 689,000.00                                  |  | Redeemed in 1969 2,155.38                           |  |
| Hospitals, Clinics, First Aid 500.00              |  | Self-Liquidating 54,700.00                         |  | Cancelled, Abated or Adjusted (1969)                |  |
| Animal, Insect, & Rodent Control                  |  | Other 743,700.00                                   |  | Transfers to Foreclosed Property                    |  |
| Other Welfare Services                            |  | Total 21,774,273.67                                |  | Balance December 31, 1969 8,430.69                  |  |
| RECREATION and CONSERVATION                       |  | EQUALIZED VALUATION BASIS FOR NET DEBT COMPUTATION |  | PROPERTY ACQUIRED BY DEED OR FORECLOSURE            |  |
| Beaches and Boardwalks                            |  | 1969 CAPITAL OUTLAY TOTAL 12,331.33                |  | Balance January 1, 1969 6,210.00                    |  |
| Parks, Playgrounds, Shade Trees                   |  | Beaches and Boardwalks                             |  | Transfers From Taxes or Liens                       |  |
| Land Reclamation & Conservation                   |  | Parks and Playgrounds                              |  | Sale for Cash (1969) 250.00                         |  |
| Other Recreational Services 3,300.00              |  | Public Buildings and Grounds                       |  | Cancelled, Abated or Adjusted (1969)                |  |
| EDUCATION (excluding schools)                     |  | Vehicular Equipment 3,106.18                       |  | Balance December 31, 1969 5,960.00                  |  |
| Libraries   |  | Streets, Roads, Sidewalks, Storm Sewers            |  | CURRENT FINANCES DECEMBER 31, 1969                  |  |
| Other Educational Services                        |  | Sewer System 5,929.94                              |  | ASSETS  |  |
| STATUTORY EXPENDITURES                            |  | Water Service                                      |  | Cash Dec. 31, 1969 75,296.24                        |  |
| Pensions & F.I.C.A. 14,100.00                     |  | Other Utilities                                    |  | Taxes Receivable 86,889.40                          |  |
| Employee Fringe Benefits 2,429.27                 |  | Hospitals and Clinics                              |  | Tax Title Liens 8,430.69                            |  |
| Other Statutory Expenditures                      |  | Garbage and Trash Disposal Facilities              |  | Foreclosed Property 5,960.00                        |  |
| MUNICIPAL FUNCTIONS                               |  | Health Equipment                                   |  | Emergencies & Other Deferred Charges 11,220.00      |  |
| CAPITAL IMPROVEMENTS                              |  | Library and Education Facilities                   |  | State Aid Receivable                                |  |
| DEBT SERVICE                                      |  | Conservation and Recreation                        |  | Other Receivables 16,342.75                         |  |
| Principal Payments 15,000.00                      |  | Other Expenditures                                 |  | Total 204,139.08                                    |  |
| Interest Payments 3,900.00                        |  |  |  | LIABILITIES   |  |
| DEFERRED CHARGES 4,840.00                         |  |  |  | Cash Liabilities 64,764.64                          |  |
| SCHOOL, COUNTY, SPECIAL DISTRICT TAXES 691,996.88 |  |  |  | Reserves for Receivables 117,622.84                 |  |
| RESERVE FOR UNCOLLECTED TAXES 71,941.19           |  |  |  | Surplus Dec. 31, 1969 21,751.60                     |  |
| EXPENDITURES TOTAL 1,081,543.07                   |  |  |  | Total 204,139.08                                    |  |

1221  
Population 1960 10,278  
Population 1969 13,130  
  
Moody Rating  
Land Area 41.40 Sq. Miles

SOUTH BRUNSWICK TWP - MIDDLESEX COUNTY  
Net Valuation Taxable 58,601,660  
State Equalized Value 110,631,791  
Net Valuation on Which County Taxes  
are apportioned: 127,102,609  
State Equalization Ratio .5297  
General Tax Rate Per \$100. 6.92  
State Equalized  
General Tax Rate: 3.66

PER CAPITA:  
Gross Debt 394.53  
Net Debt 89.12  
Debt Service 5.09  
Total Tax Levy 308.96  
Municipal Expenditures 118.09

PER CENT:  
Gross Debt 5.01  
Net Debt 1.13  
Tax Levy Collected 96.67  
Tax Levy Cancelled, Abated  
or Adjusted

| 1969 EXPENDITURES                      |              | 1969 REVENUES                         |              | 1969 PROPERTY TAX                          |                   |
|--|--------------|---------------------------------------|--------------|--|-------------------|
| GENERAL GOVERNMENT                     |              | 1969 — Property Taxes Collected       |              | STATE EQUALIZED TAX RATE                   |                   |
| Governing Body & Public Boards         |              | 1969 Payments in Lieu of Taxes        | 3,921,445.30 | Local District School Taxes                | 2.87 3,180,137.60 |
| Municipal Clerk                        |              | Delinquent Tax & Lien Collections     | 84,100.61    | Regional & Consolidated School Tax         |                   |
| Financial Administration               | 51,540.00    | Business Personalty Replacement Taxes | 373,703.00   | School Taxes in Municipal Budget           |                   |
| Assessment of Taxes                    | 19,530.00    | Taxes from Public Utilities           | 317,387.94   | County Taxes                               | .60 660,550.54    |
| Collection of Taxes                    | 25,885.00    | Other Miscellaneous Tax Revenues      | 63,405.62    | County Library Taxes                       |                   |
| Planning, Housing & Development        | 31,325.00    | State Aid Revenues                    |              | Local Municipal Purpose Taxes              | .13 144,025.22    |
| Human Resources                        |              | Federal Aid Revenues                  |              | Veteran & Senior Citizen Taxes             | .06 68,660.00     |
| Elections                              | 2,500.00     | Sale of Acquired Property             |              | Total Taxes for Rate Computation           | 3.66 4,053,373.36 |
| General Administration (other)         | 93,909.00    | Other Miscellaneous Revenues          | 208,476.06   | Special District Taxes                     |                   |
| JUDICIARY                              |              | 1969 Revenues                         | 4,968,518.53 | Bank Stock Taxes                           | 982.10            |
| Municipal Courts                       | 19,906.00    | Prior Years Surplus Appropriated      | 416,990.00   | Added and Omitted Taxes                    | 70,971.52         |
| PUBLIC SAFETY                          |              | REVENUES                              | 5,385,508.53 | Total Taxes Levied - ABSTRACT              | 4,056,666.98      |
| Fire Protection                        | 59,550.00    |                                       |              | TOTAL TAXES BILLED                         | 4,056,666.98      |
| Police Protection                      | 242,623.00   |                                       |              | 1969 TAXES COLLECTED                       | 3,921,445.30      |
| Civil Defense & Disaster Control       | 4,500.00     |                                       |              | 1969 Taxes Cancelled, Abated or Adjusted   |                   |
| Environmental Inspection & Control     | 21,724.00    |                                       |              | Transfer to Tax Title Liens or Foreclosed  |                   |
| Other Public Safety                    |              |                                       |              | Balance Outstanding Dec. 31, 1969          | 135,221.68        |
| PUBLIC WORKS                           |              |                                       |              | PRIOR YEARS TAXES OUTSTANDING              |                   |
| Streets and Drainage                   | 219,310.00   |                                       |              | Balance January 1, 1969                    | 86,288.33         |
| Sewers and Sewage Processing           | 22,197.00    |                                       |              | Collected in 1969                          | 84,100.61         |
| Garbage and Trash Disposal             |              |                                       |              | Cancelled, Abated or Adjusted (1969)       |                   |
| Public Buildings and Grounds           | 27,692.00    |                                       |              | Transfers to Tax Title Liens or Foreclosed |                   |
| Other Public Works                     |              |                                       |              | Balance December 31, 1969                  | 2,187.72          |
| HEALTH and WELFARE                     |              |                                       |              | TAX TITLE LIENS OUTSTANDING                |                   |
| Health Services Except Environmental   | 23,218.00    |                                       |              | Balance January 1, 1969                    | 5,887.80          |
| Welfare-Public Assistance              | 18,115.00    |                                       |              | Transfers From Taxes                       |                   |
| Hospitals, Clinics, First Aid          | 1,500.00     |                                       |              | Redeemed in 1969                           |                   |
| Animal, Insect, & Rodent Control       |              |                                       |              | Cancelled, Abated or Adjusted (1969)       |                   |
| Other Welfare Services                 |              |                                       |              | Transfers to Foreclosed Property           |                   |
| RECREATION and CONSERVATION            |              |                                       |              | Balance December 31, 1969                  | 5,887.80          |
| Beaches and Boardwalks                 |              |                                       |              | PROPERTY ACQUIRED BY DEED OR               |                   |
| Parks, Playgrounds, Shade Trees        | 3,120.00     |                                       |              | FORECLOSURE                                |                   |
| Land Reclamation & Conservation        |              |                                       |              | Balance January 1, 1969                    | 8,480.00          |
| Other Recreational Services            | 31,000.00    |                                       |              | Transfers From Taxes or Liens              |                   |
| EDUCATION (excluding schools)          |              |                                       |              | Sale for Cash (1969)                       |                   |
| Libraries                              | 77,232.00    |                                       |              | Cancelled, Abated or Adjusted (1969)       |                   |
| Other Educational Services             | 225,000.00   |                                       |              | Balance December 31, 1969                  | 8,480.00          |
| STATUTORY EXPENDITURES                 |              |                                       |              | CURRENT FINANCES DECEMBER 31, 1969         |                   |
| Pensions & F.I.C.A.                    | 61,263.00    |                                       |              | ASSETS                                     |                   |
| Employee Fringe Benefits               | 8,200.00     |                                       |              | Cash Dec. 31, 1969                         | 545,930.94        |
| Other Statutory Expenditures           |              |                                       |              | Taxes Receivable                           | 137,409.40        |
| MUNICIPAL FUNCTIONS                    |              |                                       |              | Tax Title Liens                            | 5,887.80          |
| CAPITAL IMPROVEMENTS                   |              |                                       |              | Foreclosed Property                        | 8,480.00          |
| DEBT SERVICE                           |              |                                       |              | Emergencies & Other Deferred Charges       | 12,045.41         |
| Principal Payments                     | 40,000.00    |                                       |              | State Aid Receivable                       | 92,819.48         |
| Interest Payments                      | 26,818.50    |                                       |              | Other Receivables                          | 75.10             |
| DEFERRED CHARGES                       |              |                                       |              | Total                                      | 802,648.13        |
| SCHOOL, COUNTY, SPECIAL DISTRICT TAXES | 11,080.35    |                                       |              | LIABILITIES                                |                   |
| RESERVE FOR UNCOLLECTED TAXES          | 3,840,688.14 |                                       |              | Cash Liabilities                           | 201,025.35        |
|  | 158,948.09   |                                       |              | Reserves for Receivables                   | 151,852.30        |
| EXPENDITURES                           |              |                                       |              | Surplus Dec. 31, 1969                      | 449,770.48        |
| TOTAL                                  | 5,391,274.08 |                                       |              | Total                                      | 802,648.13        |

0259  
Population 1960 1,841  
Population 1969 2,400  
Moody Rating  
Land Area .50 Sq Miles

SOUTH HACKENSACK TWP - BERGEN COUNTY  
Net Valuation Taxable 46,356,137  
State Equalized Value 50,884,892  
Net Valuation on Which County Taxes  
are apportioned: 56,153,041  
State Equalization Ratio .9110

General Tax Rate Per \$100. 1.99  
State Equalized  
General Tax Rate: 1.81

PER CAPITA:  
Gross Debt 439.95  
Net Debt 317.03  
Debt Service 22.57  
Total Tax Levy 382.42  
Municipal Expenditures 296.96

PER CENT:  
Gross Debt 2.38  
Net Debt 1.71  
Tax Levy Collected 97.35  
Tax Levy Cancelled, Abated  
or Adjusted .04

| 1969 EXPENDITURES                                |  | 1969 REVENUES                                    |  | 1969 PROPERTY TAX                          |            |
|--|--|--|--|--|------------|
| <b>GENERAL GOVERNMENT</b>                        |  | 1969 — Property Taxes Collected 893,524.19       |  | <b>STATE EQUALIZED TAX RATE</b>            |            |
| Governing Body & Public Boards                   |  | 1969 Payments in Lieu of Taxes 126.89            |  | Local District School Taxes .86            | 439,556.50 |
| Municipal Clerk                                  |  | Delinquent Tax & Lien Collections 19,060.52      |  | Regional & Consolidated School Tax         |            |
| Financial Administration 22,123.26               |  | Business Personalty Replacement Taxes 210,236.00 |  | School Taxes in Municipal Budget           |            |
| Assessment of Taxes 12,237.79                    |  | Taxes from Public Utilities 76,087.37            |  | County Taxes .45                           | 230,162.07 |
| Collection of Taxes 11,344.40                    |  | Other Miscellaneous Tax Revenues                 |  | County Library Taxes                       |            |
| Planning, Housing & Development                  |  | State Aid Revenues 12,793.58                     |  | Local Municipal Purpose Taxes .46          | 235,355.10 |
| Human Resources                                  |  | Federal Aid Revenues                             |  | Veteran & Senior Citizen Taxes .03         | 14,160.00  |
| Elections 1,632.96                               |  | Sale of Acquired Property 75,850.40              |  | Total Taxes for Rate Computation 1.80      | 919,233.67 |
| General Administration (other) 48,269.03         |  | Other Miscellaneous Revenues 37,527.44           |  | Special District Taxes                     |            |
| <b>JUDICIARY</b>                                 |  | 1969 Revenues Total 1,325,206.39                 |  | Bank Stock Taxes                           | 1,928.40   |
| Municipal Courts 10,563.00                       |  | Prior Years Surplus Appropriated 83,500.00       |  | Added and Omitted Taxes                    | 10,802.22  |
| <b>PUBLIC SAFETY</b>                             |  | <b>REVENUES TOTAL 1,408,706.39</b>               |  | Total Taxes Levied - ABSTRACT              | 917,804.29 |
| Fire Protection 39,310.66                        |  |  |  | <b>TOTAL TAXES BILLED</b>                  | 917,804.29 |
| Police Protection 174,497.42                     |  |  |  | 1969 TAXES COLLECTED                       | 893,524.19 |
| Civil Defense & Disaster Control 325.00          |  |  |  | 1969 Taxes Cancelled, Abated or Adjusted   | 387.11     |
| Environmental Inspection & Control 4,500.00      |  |  |  | Transfer to Tax Title Liens or Foreclosed  | 59.70      |
| Other Public Safety                              |  |  |  | Balance Outstanding Dec. 31, 1969          | 23,833.29  |
| <b>PUBLIC WORKS</b>                              |  |  |  | <b>PRIOR YEARS TAXES OUTSTANDING</b>       |            |
| Streets and Drainage 81,350.99                   |  |  |  | Balance January 1, 1969                    | 23,366.24  |
| Sewers and Sewage Processing 46,543.93           |  |  |  | Collected in 1969                          | 19,060.52  |
| Garbage and Trash Disposal 30,175.00             |  |  |  | Cancelled, Abated or Adjusted (1969)       | 3,607.56   |
| Public Buildings and Grounds 7,370.00            |  |  |  | Transfers to Tax Title Liens or Foreclosed | 109.65     |
| Other Public Works                               |  |  |  | Balance December 31, 1969                  | 588.51     |
| <b>HEALTH and WELFARE</b>                        |  |  |  | <b>TAX TITLE LIENS OUTSTANDING</b>         |            |
| Health Services Except Environmental 6,446.57    |  |  |  | Balance January 1, 1969                    |            |
| Welfare-Public Assistance 5,000.00               |  |  |  | Transfers From Taxes                       | 279.09     |
| Hospitals, Clinics, First Aid                    |  |  |  | Redeemed in 1969                           |            |
| Animal, Insect, & Rodent Control 1,506.00        |  |  |  | Cancelled, Abated or Adjusted (1969)       |            |
| Other Welfare Services                           |  |  |  | Transfers to Foreclosed Property           |            |
| <b>RECREATION and CONSERVATION</b>               |  |  |  | Balance December 31, 1969                  | 279.09     |
| Beaches and Boardwalks                           |  |  |  | <b>PROPERTY ACQUIRED BY DEED OR</b>        |            |
| Parks, Playgrounds, Shade Trees                  |  |  |  | <b>FORECLOSURE</b>                         |            |
| Land Reclamation & Conservation                  |  |  |  | Balance January 1, 1969                    | 78,725.40  |
| Other Recreational Services 5,700.00             |  |  |  | Transfers From Taxes or Liens              |            |
| <b>EDUCATION (excluding schools)</b>             |  |  |  | Sale for Cash (1969)                       | 75,850.40  |
| Libraries  |  |  |  | Cancelled, Abated or Adjusted (1969)       |            |
| Other Educational Services                       |  |  |  | Balance December 31, 1969                  | 2,875.00   |
| <b>STATUTORY EXPENDITURES</b>                    |  |  |  | <b>CURRENT FINANCES DECEMBER 31, 1969</b>  |            |
| Pensions & F.I.C.A. 28,166.00                    |  |  |  | <b>ASSETS</b>                              |            |
| Employee Fringe Benefits 12,884.99               |  |  |  | Cash Dec. 31, 1969                         | 136,832.78 |
| Other Statutory Expenditures                     |  |  |  | Taxes Receivable                           | 24,421.80  |
| <b>MUNICIPAL FUNCTIONS</b>                       |  |  |  | Tax Title Liens                            | 279.09     |
| <b>CAPITAL IMPROVEMENTS</b>                      |  |  |  | Foreclosed Property                        | 2,875.00   |
| <b>DEBT SERVICE</b>                              |  |  |  | Emergencies & Other Deferred Charges       | 58,000.00  |
| Principal Payments 39,000.00                     |  |  |  | State Aid Receivable                       | 21,878.22  |
| Interest Payments 15,156.05                      |  |  |  | Other Receivables 4.20                     |            |
| <b>DEFERRED CHARGES</b>                          |  |  |  | Total                                      | 244,291.09 |
| SCHOOL, COUNTY, SPECIAL DISTRICT TAXES 49,500.00 |  |  |  | <b>LIABILITIES</b>                         |            |
| RESERVE FOR UNCOLLECTED TAXES 669,718.57         |  |  |  | Cash Liabilities                           | 64,883.41  |
|  |  |  |  | Reserves for Receivables                   | 27,580.09  |
|  |  |  |  | Surplus Dec. 31, 1969                      | 151,827.59 |
| <b>EXPENDITURES TOTAL 1,382,431.65</b>           |  |  |  | Total                                      | 244,291.09 |



0816  
Population 1960 974  
Population 1969 1,180  
  
Moody Rating  
Land Area 15.81 Sq. Miles

SOUTH HARRISON TWP - GLOUCESTER COUNTY  
Net Valuation Taxable 1,432,562  
State Equalized Value 7,781,434  
Net Valuation on Which County Taxes are apportioned: 6,493,975  
State Equalization Ratio .1841  
  
General Tax Rate Per \$100. 15.75  
State Equalized General Tax Rate: 2.89

PER CAPITA:  
Gross Debt 182.51  
Net Debt  
Debt Service  
Total Tax Levy 188.56  
Municipal Expenditures 63.52

PER CENT:  
Gross Debt 3.08  
Net Debt  
Tax Levy Collected 92.97  
Tax Levy Cancelled, Abated or Adjusted .25

| 1969 EXPENDITURES                                 |  | 1969 REVENUES                                   |  | 1969 PROPERTY TAX                          |            |
|---|--|---|--|--|------------|
| <b>GENERAL GOVERNMENT</b>                         |  | 1969 — Property Taxes Collected 206,860.54      |  | <b>STATE EQUALIZED TAX RATE</b>            |            |
| Governing Body & Public Boards                    |  | 1969 Payments in Lieu of Taxes                  |  | Local District School Taxes .95            | 74,097.00  |
| Municipal Clerk                                   |  | Delinquent Tax & Lien Collections 14,708.80     |  | Regional & Consolidated School Tax 1.40    | 108,636.05 |
| Financial Administration 1,900.00                 |  | Business Personality Replacement Taxes 7,523.00 |  | School Taxes in Municipal Budget           |            |
| Assessment of Taxes 2,300.00                      |  | Taxes from Public Utilities 11,846.46           |  | County Taxes .50                           | 38,913.57  |
| Collection of Taxes 2,750.00                      |  | Other Miscellaneous Tax Revenues                |  | County Library Taxes                       |            |
| Planning, Housing & Development 1,666.32          |  | State Aid Revenues 8,564.39                     |  | Local Municipal Purpose Taxes              |            |
| Human Resources                                   |  | Federal Aid Revenues                            |  | Veteran & Senior Citizen Taxes .05         | 3,970.00   |
| Elections 500.00                                  |  | Sale of Acquired Property                       |  | Total Taxes for Rate Computation 2.90      | 225,616.62 |
| General Administration (other) 6,992.89           |  | Other Miscellaneous Revenues 14,762.43          |  | Special District Taxes                     |            |
| <b>JUDICIARY</b>                                  |  | 1969 Revenues Total 264,265.62                  |  | Bank Stock Taxes                           |            |
| Municipal Courts 600.00                           |  | Prior Years Surplus Appropriated 40,000.00      |  | Added and Omitted Taxes                    | 854.44     |
| <b>PUBLIC SAFETY</b>                              |  | <b>REVENUES TOTAL 304,265.62</b>                |  | Total Taxes Levied - ABSTRACT              | 222,501.06 |
| Fire Protection 1,500.00                          |  |   |  | <b>TOTAL TAXES BILLED</b>                  | 222,501.06 |
| Police Protection 250.00                          |  |   |  | 1969 TAXES COLLECTED                       | 206,860.54 |
| Civil Defense & Disaster Control 100.00           |  |   |  | 1969 Taxes Cancelled, Abated or Adjusted   | 567.00     |
| Environmental Inspection & Control 650.00         |  |   |  | Transfer to Tax Title Liens or Foreclosed  | 693.01     |
| Other Public Safety                               |  |   |  | Balance Outstanding Dec. 31, 1969          | 14,380.51  |
| <b>PUBLIC WORKS</b>                               |  |   |  | <b>PRIOR YEARS TAXES OUTSTANDING</b>       |            |
| Streets and Drainage 13,800.00                    |  |   |  | Balance January 1, 1969                    | 15,997.70  |
| Sewers and Sewage Processing                      |  |   |  | Collected in 1969                          | 14,119.78  |
| Garbage and Trash Disposal                        |  |   |  | Cancelled, Abated or Adjusted (1969)       |            |
| Public Buildings and Grounds                      |  |   |  | Transfers to Tax Title Liens or Foreclosed | 265.60     |
| Other Public Works                                |  |   |  | Balance December 31, 1969                  | 1,612.32   |
| <b>HEALTH and WELFARE</b>                         |  |   |  | <b>TAX TITLE LIENS OUTSTANDING</b>         |            |
| Health Services Except Environmental 150.00       |  |   |  | Balance January 1, 1969                    | 2,222.72   |
| Welfare-Public Assistance 600.00                  |  |   |  | Transfers From Taxes                       | 1,000.98   |
| Hospitals, Clinics, First Aid                     |  |   |  | Redeemed in 1969                           | 605.22     |
| Animal, Insect, & Rodent Control                  |  |   |  | Cancelled, Abated or Adjusted (1969)       |            |
| Other Welfare Services                            |  |   |  | Transfers to Foreclosed Property           | 2,058.51   |
| <b>RECREATION and CONSERVATION</b>                |  |   |  | Balance December 31, 1969                  | 559.97     |
| Beaches and Boardwalks                            |  |   |  | <b>PROPERTY ACQUIRED BY DEED OR</b>        |            |
| Parks, Playgrounds, Shade Trees                   |  |   |  | <b>FORECLOSURE</b>                         |            |
| Land Reclamation & Conservation                   |  |   |  | Balance January 1, 1969                    | 741.49     |
| Other Recreational Services                       |  |   |  | Transfers From Taxes or Liens              | 2,058.51   |
| <b>EDUCATION (excluding schools)</b>              |  |   |  | Sale for Cash (1969)                       |            |
| Libraries   |  |   |  | Cancelled, Abated or Adjusted (1969)       |            |
| Other Educational Services 10,000.00              |  |   |  | Balance December 31, 1969                  | 2,800.00   |
| <b>STATUTORY EXPENDITURES</b>                     |  |   |  | <b>CURRENT FINANCES DECEMBER 31, 1969</b>  |            |
| Pensions & F.I.C.A. 600.00                        |  |   |  | <b>ASSETS</b>                              |            |
| Employee Fringe Benefits                          |  |   |  | Cash Dec. 31, 1969                         | 124,121.89 |
| Other Statutory Expenditures                      |  |   |  | Taxes Receivable                           | 15,992.83  |
| <b>MUNICIPAL FUNCTIONS TOTAL 44,359.21</b>        |  |   |  | Tax Title Liens                            | 559.97     |
| <b>CAPITAL IMPROVEMENTS 3,600.00</b>              |  |   |  | Foreclosed Property                        | 2,800.00   |
| <b>DEBT SERVICE</b>                               |  |   |  | Emergencies & Other Deferred Charges       | 975.11     |
| Principal Payments                                |  |   |  | State Aid Receivable                       | 24,092.00  |
| Interest Payments                                 |  |   |  | Other Receivables                          | 980.05     |
|   |  |   |  | Total                                      | 169,521.85 |
| <b>DEFERRED CHARGES</b>                           |  |   |  | <b>LIABILITIES</b>                         |            |
| SCHOOL, COUNTY, SPECIAL DISTRICT TAXES 221,646.62 |  |   |  | Cash Liabilities                           | 39,971.04  |
| RESERVE FOR UNCOLLECTED TAXES 27,000.00           |  |   |  | Reserves for Receivables                   | 20,332.85  |
|   |  |   |  | Surplus Dec. 31, 1969                      | 109,217.96 |
| <b>EXPENDITURES TOTAL 296,605.83</b>              |  |   |  | Total                                      | 169,521.85 |

0719  
 Population 1960 16,175  
 Population 1969 17,590  
 S & P Rating AA  
 Moody Rating AA  
 Land Area 2.70 Sq. Miles

**SOUTH ORANGE VILLAGE - ESSEX COUNTY**  
 Net Valuation Taxable 136,447,100  
 State Equalized Value 162,224,586  
 Net Valuation on Which County Taxes  
 are apportioned: 159,834,649  
 State Equalization Ratio .8411

**General Tax Rate Per \$100.** 5.20  
**State Equalized**  
**General Tax Rate:** 4.37

**PER CAPITA:**  
 Gross Debt 505.39  
 Net Debt 202.70  
 Debt Service 5.29  
 Total Tax Levy 399.93  
 Municipal Expenditures 188.27

**PER CENT:**  
 Gross Debt 5.76  
 Net Debt 2.31  
 Tax Levy Collected 96.94  
 Tax Levy Cancelled, Abated  
 or Adjusted .06

| 1969 EXPENDITURES                             |                     | 1969 REVENUES  |                       | 1969 PROPERTY TAX                          |                     |
|---|---------------------|--|-----------------------|--|---------------------|
| <b>GENERAL GOVERNMENT</b>                     |                     | <b>1969 — Property Taxes Collected</b>                   |                       | <b>STATE EQUALIZED TAX RATE</b>            |                     |
| Governing Body & Public Boards                |                     | 6,825,044.67   |                       | Local District School Taxes                |                     |
| Municipal Clerk                               | 15,832.00           | 1969 Payments in Lieu of Taxes                           | 565.05                | Regional & Consolidated School Tax         | 1.93                |
| Financial Administration                      | 53,888.00           | Delinquent Tax & Lien Collections                        | 167,045.05            | School Taxes in Municipal Budget           |                     |
| Assessment of Taxes                           | 32,876.00           | Business Personality Replacement Taxes                   | 75,867.00             | County Taxes                               | 1.12                |
| Collection of Taxes                           | 22,230.00           | Taxes from Public Utilities                              | 317,749.35            | County Library Taxes                       |                     |
| Planning, Housing & Development               | 8,100.00            | Other Miscellaneous Tax Revenues                         |                       | Local Municipal Purpose Taxes              | 1.27                |
| Human Resources                               |                     | State Aid Revenues                                       | 87,172.25             | Veteran & Senior Citizen Taxes             | .05                 |
| Elections                                     | 5,260.00            | Federal Aid Revenues                                     |                       | Total Taxes for Rate Computation           | 4.37                |
| General Administration (other)                | 143,049.00          | Sale of Acquired Property                                |                       | Special District Taxes                     |                     |
| <b>JUDICIARY</b>                              |                     | Other Miscellaneous Revenues                             | 384,288.99            | Bank Stock Taxes                           | 7,150.44            |
| Municipal Courts                              | 26,132.00           | 1969 Revenues  | 7,857,732.36          | Added and Omitted Taxes                    | 12,173.20           |
| <b>PUBLIC SAFETY</b>                          |                     | Prior Years Surplus Appropriated                         | 440,000.00            | Total Taxes Levied - ABSTRACT              | 7,034,794.25        |
| Fire Protection                               | 468,908.90          | <b>REVENUES</b>  | <b>TOTAL</b>          | <b>TOTAL TAXES BILLED</b>                  | <b>7,040,372.84</b> |
| Police Protection                             | 614,962.00          |  |                       | <b>1969 TAXES COLLECTED</b>                | <b>6,825,044.67</b> |
| Civil Defense & Disaster Control              | 6,173.00            | <b>1969 REAL PROPERTY VALUATIONS</b>                     |                       | 1969 Taxes Cancelled, Abated or Adjusted   | 3,961.00            |
| Environmental Inspection & Control            | 27,552.00           | <b>Code Class # of Parcels %VAL'N ASSESSED VALUATION</b> |                       | Transfer to Tax Title Liens or Foreclosed  | 1,315.60            |
| Other Public Safety                           |                     | 1 Vacant Land 189 1.31                                   | 1,755,800.00          | Balance Outstanding Dec. 31, 1969          | 210,051.57          |
| <b>PUBLIC WORKS</b>                           |                     | 2 Residential 3919 82.89                                 | 111,157,100.00        | <b>PRIOR YEARS TAXES OUTSTANDING</b>       |                     |
| Streets and Drainage                          | 263,979.56          | 3 Farm   |                       | Balance January 1, 1969                    | 169,086.11          |
| Sewers and Sewage Processing                  | 25,894.00           | 4a Commercial 199 9.23                                   | 12,374,900.00         | Collected in 1969                          | 163,844.67          |
| Garbage and Trash Disposal                    | 26,800.00           | 4b Industrial 23 .65                                     | 871,500.00            | Cancelled, Abated or Adjusted (1969)       | 2,738.53            |
| Public Buildings and Grounds                  | 52,149.00           | 4c Apartments 29 5.92                                    | 7,934,800.00          | Transfers to Tax Title Liens or Foreclosed | 249.05              |
| Other Public Works                            |                     | Total 4359 100.00  | 134,094,100.00        | Balance December 31, 1969                  | 2,253.86            |
| <b>HEALTH and WELFARE</b>                     |                     | <b>CAPITAL DEBT AUTHORIZED, DECEMBER 31, 1969</b>        |                       | <b>TAX TITLE LIENS OUTSTANDING</b>         |                     |
| Health Services Except Environmental          | 47,423.00           | <b>ISSUED AND UNISSUED</b>                               |                       | Balance January 1, 1969                    | 8,129.01            |
| Welfare-Public Assistance                     | 6,405.00            | School   | 4,462,046             | Transfers From Taxes                       | 1,609.01            |
| Hospitals, Clinics, First Aid                 | 9,235.00            | Self-liquidating   | 862,265               | Redeemed in 1969                           | 3,200.38            |
| Animal, Insect, & Rodent Control              | 13,111.00           | Other  | 3,565,449             | Cancelled, Abated or Adjusted (1969)       | 1,013.35            |
| Other Welfare Services                        |                     | Total  | 8,889,762             | Transfers to Foreclosed Property           |                     |
| <b>RECREATION and CONSERVATION</b>            |                     | <b>ISSUED AND OUTSTANDING</b>                            |                       | Balance December 31, 1969                  | 5,524.29            |
| Beaches and Boardwalks                        |                     | School   | 3,282,632.19          | <b>PROPERTY ACQUIRED BY DEED OR</b>        |                     |
| Parks, Playgrounds, Shade Trees               | 202,211.00          | Self-liquidating   | 712,000.00            | <b>FORECLOSURE</b>                         |                     |
| Land Reclamation & Conservation               |                     | Other  | 961,000.00            | Balance January 1, 1969                    | 400.00              |
| Other Recreational Services                   |                     | Total  | 4,955,632.19          | Transfers From Taxes or Liens              |                     |
| <b>EDUCATION (excluding schools)</b>          |                     | <b>EQUALIZED VALUATION BASIS</b>                         |                       | Sale for Cash (1969)                       |                     |
| Libraries                                     | 166,974.00          | <b>FOR NET DEBT COMPUTATION</b>                          | <b>154,330,580.67</b> | Cancelled, Abated or Adjusted (1969)       |                     |
| Other Educational Services                    |                     | <b>1969 CAPITAL OUTLAY</b>                               | <b>TOTAL</b>          | Balance December 31, 1969                  | 400.00              |
| <b>STATUTORY EXPENDITURES</b>                 |                     | Beaches and Boardwalks                                   | 649,719.23            | <b>CURRENT FINANCES DECEMBER 31, 1969</b>  |                     |
| Pensions & F.I.C.A.                           | 263,290.00          | Parks and Playgrounds                                    | 3,760.18              | <b>ASSETS</b>                              |                     |
| Employee Fringe Benefits                      | 79,300.00           | Public Buildings and Grounds                             | 29,923.12             | Cash Dec. 31, 1969                         | 1,094,197.91        |
| Other Statutory Expenditures                  |                     | Vehicular Equipment                                      | 12,223.04             | Taxes Receivable                           | 212,305.43          |
| <b>MUNICIPAL FUNCTIONS</b>                    | <b>TOTAL</b>        | Streets, Roads, Sidewalks, Storm Sewers                  | 121,406.09            | Tax Title Liens                            | 5,524.29            |
| <b>CAPITAL IMPROVEMENTS</b>                   | <b>142,223.04</b>   | Sewer System   | 20,160.00             | Foreclosed Property                        | 400.00              |
| <b>DEBT SERVICE</b>                           |                     | Water Service  | 406,585.95            | Emergencies & Other Deferred Charges       | 15,000.00           |
| Principal Payments                            | 59,000.00           | Other Utilities  |                       | State Aid Receivable                       | 79,116.42           |
| Interest Payments                             | 34,051.75           | Hospitals and Clinics                                    |                       | Other Receivable                           |                     |
| <b>DEFERRED CHARGES</b>                       | <b>72,274.74</b>    | Garbage and Trash Disposal Facilities                    |                       | <b>LIABILITIES</b>                         | <b>Total</b>        |
| <b>SCHOOL, COUNTY, SPECIAL DISTRICT TAXES</b> | <b>4,951,735.78</b> | Health Equipment   | 54,010.91             | Cash Liabilities                           | 363,496.32          |
| <b>RESERVE FOR UNCOLLECTED TAXES</b>          | <b>422,453.12</b>   | Library and Education Facilities                         | 98.24                 | Reserves for Receivables                   | 218,229.72          |
| <b>EXPENDITURES</b>                           | <b>TOTAL</b>        | Conservation and Recreation                              | 1,551.70              | Surplus Dec. 31, 1969                      | 824,818.01          |
|   |                     | Other Expenditures                                       |                       | <b>Total</b>                               | <b>1,406,544.05</b> |

1222  
 Population 1960 17,879  
 Population 1969 21,960  
 S & P Rating BBB  
 Moody Rating BA  
 Land Area 8.20 Sq. Miles

# SOUTH PLAINFIELD BORO - MIDDLESEX COUNTY

Net Valuation Taxable 76,374,250  
 State Equalized Value 157,961,220  
 Net Valuation on Which County Taxes  
 are apportioned: 167,401,851  
 State Equalization Ratio .4835  
 General Tax Rate Per \$100. 6.95  
 State Equalized  
 General Tax Rate: 3.36

PER CAPITA:  
 Gross Debt 1,034.88  
 Net Debt 676.86  
 Debt Service 11.45  
 Total Tax Levy 239.15  
 Municipal Expenditures 111.26

PER CENT:  
 Gross Debt 7.83  
 Net Debt 5.12  
 Tax Levy Collected 97.30  
 Tax Levy Cancelled, Abated  
 or Adjusted

| 1969 EXPENDITURES                             |                           | 1969 REVENUES                                     |                           | 1969 PROPERTY TAX                          |                   |
|---|---------------------------|---|---------------------------|--|-------------------|
| <b>GENERAL GOVERNMENT</b>                     |                           |   |                           | <b>STATE EQUALIZED TAX RATE</b>            |                   |
| Governing Body & Public Boards                | 800.00                    | 1969 — Property Taxes Collected                   | 5,115,062.34              | Local District School Taxes                | 2.11 3,337,009.05 |
| Municipal Clerk                               |                           | 1969 Payments in Lieu of Taxes                    | 41,978.75                 | Regional & Consolidated School Tax         |                   |
| Financial Administration                      | 83,806.00                 | Delinquent Tax & Lien Collections                 | 108,803.81                | School Taxes in Municipal Budget           |                   |
| Assessment of Taxes                           | 31,806.00                 | Business Personality Replacement Taxes            | 268,696.00                | County Taxes                               | .55 867,258.04    |
| Collection of Taxes                           | 40,894.00                 | Taxes from Public Utilities                       | 363,434.77                | County Library Taxes                       |                   |
| Planning, Housing & Development               | 15,595.00                 | Other Miscellaneous Tax Revenues                  | 9,922.41                  | Local Municipal Purpose Taxes              | .61 966,031.58    |
| Human Resources                               | 1,000.00                  | State Aid Revenues                                | 82,834.58                 | Veteran & Senior Citizen Taxes             | .08 132,490.00    |
| Elections                                     |                           | Federal Aid Revenues                              |                           | Total Taxes for Rate Computation           | 3.35 5,302,788.67 |
| General Administration (other)                | 149,396.00                | Sale of Acquired Property                         | 172,760.00                | Special District Taxes                     |                   |
| <b>JUDICIARY</b>                              |                           | Other Miscellaneous Revenues                      | 199,929.22                | Bank Stock Taxes                           | 2,594.30          |
| Municipal Courts                              | 14,885.00                 | 1969 Revenues                                     | 6,363,421.88              | Added and Omitted Taxes                    | 78,771.51         |
| <b>PUBLIC SAFETY</b>                          |                           | Prior Years Surplus Appropriated                  | 330,000.00                | Total Taxes Levied - ABSTRACT              | 5,251,664.48      |
| Fire Protection                               | 121,853.17                | <b>REVENUES</b>                                   | <b>TOTAL</b> 6,693,421.88 | <b>TOTAL TAXES BILLED</b>                  | 5,256,886.18      |
| Police Protection                             | 492,940.85                |   |                           | <b>1969 TAXES COLLECTED</b>                | 5,115,062.34      |
| Civil Defense & Disaster Control              | 500.00                    | <b>1969 REAL PROPERTY VALUATIONS</b>              |                           | 1969 Taxes Cancelled, Abated or Adjusted   |                   |
| Environmental Inspection & Control            | 33,254.00                 | Code Class # of Parcels %VAL'N                    | ASSESSED VALUATION        | Transfer to Tax Title Liens or Foreclosed  |                   |
| Other Public Safety                           | 575.00                    | 1 Vacant Land 1392 7.03                           | 5,320,325.00              | Balance Outstanding Dec. 31, 1969          | 141,823.84        |
| <b>PUBLIC WORKS</b>                           |                           | 2 Residential 5297 65.80                          | 49,775,600.00             | <b>PRIOR YEARS TAXES OUTSTANDING</b>       |                   |
| Streets and Drainage                          | 449,614.80                | 3 Farm 3 .05                                      | 35,200.00                 | Balance January 1, 1969                    | 123,950.05        |
| Sewers and Sewage Processing                  |                           | 4a Commercial 134 5.47                            | 4,137,925.00              | Collected in 1969                          | 99,079.46         |
| Garbage and Trash Disposal                    |                           | 4b Industrial 116 21.65                           | 16,377,000.00             | Cancelled, Abated or Adjusted (1969)       |                   |
| Public Buildings and Grounds                  | 144,602.20                | 4c Apartments                                     |                           | Transfers to Tax Title Liens or Foreclosed |                   |
| Other Public Works                            |                           | Total 6942 100.00                                 | 75,646,050.00             | Balance December 31, 1969                  | 24,870.59         |
| <b>HEALTH AND WELFARE</b>                     |                           | <b>CAPITAL DEBT AUTHORIZED, DECEMBER 31, 1969</b> |                           | <b>TAX TITLE LIENS OUTSTANDING</b>         |                   |
| Health Services Except Environmental          | 68,061.00                 | ISSUED AND UNISSUED                               | GROSS DEBT                | Balance January 1, 1969                    | 114,121.87        |
| Welfare-Public Assistance                     | 13,355.00                 | School  | 5,664,000                 | Transfers From Taxes                       |                   |
| Hospitals, Clinics, First Aid                 |                           | Self-liquidating                                  | 8,518,000                 | Redeemed in 1969                           | 9,724.35          |
| Animal, Insect, & Rodent Control              |                           | Other   | 8,543,950                 | Cancelled, Abated or Adjusted (1969)       |                   |
| Other Welfare Services                        |                           | Total   | 22,725,950                | Transfers to Foreclosed Property           |                   |
| <b>RECREATION and CONSERVATION</b>            |                           | <b>ISSUED AND OUTSTANDING</b>                     |                           | Balance December 31, 1969                  | 104,397.52        |
| Beaches and Boardwalks                        |                           | School  | 5,664,000.00              | <b>PROPERTY ACQUIRED BY DEED OR</b>        |                   |
| Parks, Playgrounds, Shade Trees               | 400.00                    | Self-Liquidating                                  | 8,368,000.00              | <b>FORECLOSURE</b>                         |                   |
| Land Reclamation & Conservation               |                           | Other   | 6,688,200.00              | Balance January 1, 1969                    | 174,160.37        |
| Other Recreational Services                   | 58,309.00                 | Total   | 20,720,200.00             | Transfers From Taxes or Liens              |                   |
| <b>EDUCATION (excluding schools)</b>          |                           | <b>EQUALIZED VALUATION BASIS</b>                  |                           | Sale for Cash (1969)                       |                   |
| Libraries                                     | 72,054.00                 | <b>FOR NET DEBT COMPUTATION</b>                   |                           | Cancelled, Abated or Adjusted (1969)       |                   |
| Other Educational Services                    |                           | 1969 CAPITAL OUTLAY                               | TOTAL 1,023,107.10        | Balance December 31, 1969                  | 174,160.37        |
| <b>STATUTORY EXPENDITURES</b>                 |                           | Beaches and Boardwalks                            |                           | <b>CURRENT FINANCES DECEMBER 31, 1969</b>  |                   |
| Pensions & F.I.C.A.                           | 116,211.15                | Parks and Playgrounds                             | 34,979.58                 | <b>ASSETS</b>                              |                   |
| Employee Fringe Benefits                      | 31,000.00                 | Public Buildings and Grounds                      |                           | Cash Dec. 31, 1969                         | 721,723.89        |
| Other Statutory Expenditures                  |                           | Vehicular Equipment                               | 47,750.32                 | Taxes Receivable                           | 166,694.43        |
| <b>MUNICIPAL FUNCTIONS</b>                    | <b>TOTAL</b> 1,940,912.17 | Streets, Roads, Sidewalks, Storm Sewers           | 259,796.72                | Tax Title Liens                            | 104,397.52        |
| <b>CAPITAL IMPROVEMENTS</b>                   | 59,337.55                 | Sewer System                                      | 133,009.59                | Foreclosed Property                        | 174,160.37        |
| <b>DEBT SERVICE</b>                           |                           | Water Service                                     | 3,000.00                  | Emergencies & Other Deferred Charges       | 32,215.55         |
| Principal Payments                            | 161,900.00                | Other Utilities                                   |                           | State Aid Receivable                       | 60,920.00         |
| Interest Payments                             | 89,535.50                 | Hospitals and Clinics                             |                           | Other Receivables                          | 384,610.23        |
| <b>DEFERRED CHARGES</b>                       | 11,227.18                 | Garbage and Trash Disposal Facilities             |                           | Total                                      | 1,644,721.99      |
| <b>SCHOOL, COUNTY, SPECIAL DISTRICT TAXES</b> | 4,204,267.09              | Health Equipment                                  |                           | <b>LIABILITIES</b>                         |                   |
| <b>RESERVE FOR UNCOLLECTED TAXES</b>          | 180,342.22                | Library and Education Facilities                  |                           | Cash Liabilities                           | 331,853.42        |
|   |                           | Conservation and Recreation                       |                           | Reserves for Receivables                   | 833,049.55        |
| <b>EXPENDITURES</b>                           | <b>TOTAL</b> 6,647,521.71 | Other Expenditures                                | 544,570.89                | Surplus Dec. 31, 1969                      | 479,819.02        |
|   |                           |   |                           | Total                                      | 1,644,721.99      |

1223  
Population 1960 13,397  
Population 1969 16,710  
  
Moody Rating BAA-1  
Land Area 2.80 Sq. Miles

SOUTH RIVER BORO - MIDDLESEX COUNTY  
Net Valuation Taxable 38,297,208  
State Equalized Value 84,559,964 General Tax Rate Per \$100. 7.04  
Net Valuation on Which County Taxes are apportioned: 83,903,515 State Equalized  
State Equalization Ratio .4529 General Tax Rate: 3.18

PER CAPITA:  
Gross Debt 175.80  
Net Debt 67.30  
Debt Service 5.58  
Total Tax Levy 155.70  
Municipal Expenditures 82.65

PER CENT:  
Gross Debt 3.66  
Net Debt 1.40  
Tax Levy Collected 96.40  
Tax Levy Cancelled, Abated or Adjusted

| 1969 EXPENDITURES                      |              | 1969 REVENUES                              |                    | 1969 PROPERTY TAX                          |                   |
|--|--------------|--|--------------------|--|-------------------|
| GENERAL GOVERNMENT                     |              | 1969 — Property Taxes Collected            |                    | STATE EQUALIZED TAX RATE                   |                   |
| Governing Body & Public Boards         |              |  | 2,508,284.70       | Local District School Taxes                | 1.80 1,519,008.00 |
| Municipal Clerk                        | 16,550.00    | 1969 Payments in Lieu of Taxes             |                    | Regional & Consolidated School Tax         |                   |
| Financial Administration               | 57,845.47    | Delinquent Tax & Lien Collections          | 97,137.67          | School Taxes in Municipal Budget           |                   |
| Assessment of Taxes                    | 15,760.00    | Business Personalty Replacement Taxes      | 86,206.26          | County Taxes                               | .51 434,301.66    |
| Collection of Taxes                    | 54,490.00    | Taxes from Public Utilities                | 77,321.04          | County Library Taxes                       |                   |
| Planning, Housing & Development        | 26,983.50    | Other Miscellaneous Tax Revenues           |                    | Local Municipal Purpose Taxes              | .75 634,822.10    |
| Human Resources                        |              | State Aid Revenues                         | 60,989.23          | Veteran & Senior Citizen Taxes             | .12 104,930.00    |
| Elections                              | 3,100.00     | Federal Aid Revenues                       |                    | Total Taxes for Rate Computation           | 3.18 2,693,061.76 |
| General Administration (other)         | 35,250.00    | Sale of Acquired Property                  |                    | Special District Taxes                     |                   |
| JUDICIARY                              |              | Other Miscellaneous Revenues               | 290,416.57         | Bank Stock Taxes                           | 10,148.02         |
| Municipal Courts                       | 5,100.00     | 1969 Revenues                              | 3,120,355.47       | Added and Omitted Taxes                    | 3,550.50          |
| PUBLIC SAFETY                          |              | Prior Years Surplus Appropriated           | 117,000.00         | Total Taxes Levied - ABSTRACT              | 2,601,830.28      |
| Fire Protection                        | 26,560.00    | REVENUES                                   | 3,237,355.47       | TOTAL TAXES BILLED                         | 2,601,830.28      |
| Police Protection                      | 292,100.00   |  |                    | 1969 TAXES COLLECTED                       | 2,508,284.70      |
| Civil Defense & Disaster Control       | 3,000.00     | 1969 REAL PROPERTY VALUATIONS              |                    | 1969 Taxes Cancelled, Abated or Adjusted   |                   |
| Environmental Inspection & Control     | 2,200.00     | Code Class # of Parcels %VAL'N             | ASSESSED VALUATION | Transfer to Tax Title Liens or Foreclosed  | 374.53            |
| Other Public Safety                    |              | 1 Vacant Land 461 2.66                     | 1,009,239.00       | Balance Outstanding Dec. 31, 1969          | 93,171.05         |
| PUBLIC WORKS                           |              | 2 Residential 3749 81.29                   | 30,895,910.00      | PRIOR YEARS TAXES OUTSTANDING              |                   |
| Streets and Drainage                   | 176,230.30   | 3 Farm                                     |                    | Balance January 1, 1969                    | 152,468.62        |
| Sewers and Sewage Processing           | 121,000.00   | 4a Commercial 226 10.25                    | 3,894,605.00       | Collected in 1969                          | 93,726.08         |
| Garbage and Trash Disposal             | 83,300.00    | 4b Industrial 81 3.94                      | 1,497,770.00       | Cancelled, Abated or Adjusted (1969)       |                   |
| Public Buildings and Grounds           | 21,000.00    | 4c Apartments 4 1.87                       | 711,445.00         | Transfers to Tax Title Liens or Foreclosed | 5,683.99          |
| Other Public Works                     |              | Total 4521 100.01                          | 38,008,969.00      | Balance December 31, 1969                  | 53,058.55         |
| HEALTH and WELFARE                     |              | CAPITAL DEBT AUTHORIZED, DECEMBER 31, 1969 |                    | TAX TITLE LIENS OUTSTANDING                |                   |
| Health Services Except Environmental   | 20,300.00    | ISSUED AND UNISSUED                        |                    | Balance January 1, 1969                    | 888.57            |
| Welfare-Public Assistance              | 6,000.00     | GROSS DEBT                                 |                    | Transfers From Taxes                       | 6,849.53          |
| Hospitals, Clinics, First Aid          | 1,350.00     | School 986,000                             |                    | Redeemed in 1969                           | 3,411.59          |
| Animal, Insect, & Rodent Control       | 1,500.00     | Self-liquidating 827,000                   |                    | Cancelled, Abated or Adjusted (1969)       |                   |
| Other Welfare Services                 |              | Other 1,124,613                            |                    | Transfers to Foreclosed Property           | 4,326.51          |
| RECREATION and CONSERVATION            |              | Total 2,937,613                            |                    | Balance December 31, 1969                  |                   |
| Beaches and Boardwalks                 |              | ISSUED AND OUTSTANDING                     |                    | PROPERTY ACQUIRED BY DEED OR               |                   |
| Parks, Playgrounds, Shade Trees        | 6,000.00     | School 986,000.00                          |                    | FORECLOSURE                                |                   |
| Land Reclamation & Conservation        |              | Self-liquidating 547,000.00                |                    | Balance January 1, 1969                    | 54,128.50         |
| Other Recreational Services            | 46,400.00    | Other 904,500.00                           |                    | Transfers From Taxes or Liens              |                   |
| EDUCATION (excluding schools)          |              | Total 2,437,500.00                         |                    | Sale for Cash (1969)                       |                   |
| Libraries                              | 9,500.00     | EQUALIZED VALUATION BASIS                  |                    | Cancelled, Abated or Adjusted (1969)       |                   |
| Other Educational Services             |              | FOR NET DEBT COMPUTATION                   |                    | Balance December 31, 1969                  | 54,128.50         |
| STATUTORY EXPENDITURES                 |              | 1969 CAPITAL OUTLAY                        |                    | CURRENT FINANCES DECEMBER 31, 1969         |                   |
| Pensions & F.I.C.A.                    | 78,373.26    | TOTAL                                      |                    | ASSETS                                     |                   |
| Employee Fringe Benefits               | 9,600.00     | Beaches and Boardwalks                     |                    | Cash Dec. 31, 1969                         | 404,177.88        |
| Other Statutory Expenditures           |              | Parks and Playgrounds                      |                    | Taxes Receivable                           | 146,229.60        |
| MUNICIPAL FUNCTIONS                    |              | Public Buildings and Grounds               |                    | Tax Title Liens                            | 4,326.51          |
| CAPITAL IMPROVEMENTS                   | 19,400.00    | Vehicular Equipment                        |                    | Foreclosed Property                        | 54,128.50         |
| DEBT SERVICE                           |              | Streets, Roads, Sidewalks, Storm Sewers    |                    | Emergencies & Other Deferred Charges       | 51,847.71         |
| Principal Payments                     | 53,000.00    | Sewer System                               |                    | State Aid Receivable                       | 32,266.00         |
| Interest Payments                      | 40,272.50    | Water Service                              |                    | Other Receivables                          | 1,831.48          |
| DEFERRED CHARGES                       |              | Other Utilities                            |                    | Total                                      | 694,807.68        |
| SCHOOL, COUNTY, SPECIAL DISTRICT TAXES | 19,411.85    | Hospitals and Clinics                      |                    | LIABILITIES                                |                   |
| RESERVE FOR UNCOLLECTED TAXES          | 1,953,309.66 | Garbage and Trash Disposal Facilities      |                    | Cash Liabilities                           | 218,693.17        |
|  | 129,549.47   | Health Equipment                           |                    | Reserves for Receivables                   | 206,516.09        |
|  |              | Library and Education Facilities           |                    | Surplus Dec. 31, 1969                      | 269,598.42        |
| EXPENDITURES                           |              | Conservation and Recreation                |                    | Total                                      | 694,807.68        |
| TOTAL                                  | 3,334,376.01 | Other Expenditures                         |                    |  |                   |
|  |              |  |                    |  |                   |

1529  
Population 1960 1,603  
Population 1969 3,410  
  
Moody Rating  
Land Area 1.40 Sq Miles

# SOUTH TOMS RIVER BOR - OCEAN

County  
Net Valuation Taxable 11,648,764  
State Equalized Value 14,608,432 General Tax Rate Per \$100. 3.20  
Net Valuation on Which County Taxes  
are apportioned: 14,194,394 State Equalized  
State Equalization Ratio .7974 General Tax Rate: 2.55

PER CAPITA:  
Gross Debt 130.84  
Net Debt 3.23  
Debt Service 1.59  
Total Tax Levy 104.14  
Municipal Expenditures 35.69

PER CENT:  
Gross Debt 3.31  
Net Debt .08  
Tax Levy Collected 92.79  
Tax Levy Cancelled, Abated  
or Adjusted

| 1969 EXPENDITURES                      |              | 1969 REVENUES                          |              | 1969 PROPERTY TAX                          |                 |
|--|--------------|--|--------------|--|-----------------|
| <b>GENERAL GOVERNMENT</b>              |              | 1969 — Property Taxes Collected        |              | <b>STATE EQUALIZED TAX RATE</b>            |                 |
| Governing Body & Public Boards         |              | 1969 Payments in Lieu of Taxes         | 329,545.24   | Local District School Taxes                |                 |
| Municipal Clerk                        |              | Delinquent Tax & Lien Collections      | 16,979.96    | Regional & Consolidated School Tax         | 1.76 257,281.95 |
| Financial Administration               | 6,500.00     | Business Personality Replacement Taxes | 11,148.00    | School Taxes in Municipal Budget           |                 |
| Assessment of Taxes                    | 1,500.00     | Taxes from Public Utilities            | 40,905.16    | County Taxes                               | .51 74,214.43   |
| Collection of Taxes                    | 1,792.62     | Other Miscellaneous Tax Revenues       | 7,298.24     | County Library Taxes                       | .02 3,047.68    |
| Planning, Housing & Development        | 50.00        | State Aid Revenues                     |              | Local Municipal Purpose Taxes              | .13 18,350.32   |
| Human Resources                        |              | Federal Aid Revenues                   |              | Veteran & Senior Citizen Taxes             | .13 19,470.00   |
| Elections                              |              | Sale of Acquired Property              |              | Total Taxes for Rate Computation           | 2.55 372,364.38 |
| General Administration (other)         | 17,731.22    | Other Miscellaneous Revenues           | 23,728.23    | Special District Taxes                     |                 |
| <b>JUDICIARY</b>                       |              | 1969 Revenues                          | 429,604.83   | Bank Stock Taxes                           | 1,049.68        |
| Municipal Courts                       | 2,531.86     | Prior Years Surplus Appropriated       | 10,800.00    | Added and Omitted Taxes                    | 1,189.18        |
| <b>PUBLIC SAFETY</b>                   |              | <b>REVENUES</b>                        | <b>TOTAL</b> | Total Taxes Levied - ABSTRACT              | 355,133.24      |
| Fire Protection                        | 5,060.00     |  | 440,404.83   | <b>TOTAL TAXES BILLED</b>                  | 355,133.24      |
| Police Protection                      | 18,360.00    |  |              | <b>1969 TAXES COLLECTED</b>                | 329,545.24      |
| Civil Defense & Disaster Control       | 300.00       |  |              | 1969 Taxes Cancelled, Abated or Adjusted   |                 |
| Environmental Inspection & Control     | 680.00       |  |              | Transfer to Tax Title Liens or Foreclosed  |                 |
| Other Public Safety                    |              |  |              | Balance Outstanding Dec. 31, 1969          | 25,588.00       |
| <b>PUBLIC WORKS</b>                    |              |  |              | <b>PRIOR YEARS TAXES OUTSTANDING</b>       |                 |
| Streets and Drainage                   | 10,850.00    |  |              | Balance January 1, 1969                    | 17,549.59       |
| Sewers and Sewage Processing           | 3,270.64     |  |              | Collected in 1969                          | 16,479.96       |
| Garbage and Trash Disposal             | 12,492.26    |  |              | Cancelled, Abated or Adjusted (1969)       |                 |
| Public Buildings and Grounds           | 5,059.94     |  |              | Transfers to Tax Title Liens or Foreclosed |                 |
| Other Public Works                     |              |  |              | Balance December 31, 1969                  | 1,069.63        |
| <b>HEALTH and WELFARE</b>              |              |  |              | <b>TAX TITLE LIENS OUTSTANDING</b>         |                 |
| Health Services Except Environmental   | 776.95       |  |              | Balance January 1, 1969                    | 1,738.89        |
| Welfare-Public Assistance              | 3,000.00     |  |              | Transfers From Taxes                       |                 |
| Hospitals, Clinics, First Aid          | 300.00       |  |              | Redeemed in 1969                           | 500.00          |
| Animal, Insect, & Rodent Control       | 764.81       |  |              | Cancelled, Abated or Adjusted (1969)       |                 |
| Other Welfare Services                 |              |  |              | Transfers to Foreclosed Property           |                 |
| <b>RECREATION and CONSERVATION</b>     |              |  |              | Balance December 31, 1969                  | 1,238.89        |
| Beaches and Boardwalks                 |              |  |              | <b>PROPERTY ACQUIRED BY DEED OR</b>        |                 |
| Parks, Playgrounds, Shade Trees        |              |  |              | <b>FORECLOSURE</b>                         |                 |
| Land Reclamation & Conservation        |              |  |              | Balance January 1, 1969                    | 650.00          |
| Other Recreational Services            | 1,604.70     |  |              | Transfers From Taxes or Liens              |                 |
| <b>EDUCATION (excluding schools)</b>   |              |  |              | Sale for Cash (1969)                       |                 |
| Libraries                              |              |  |              | Cancelled, Abated or Adjusted (1969)       |                 |
| Other Educational Services             |              |  |              | Balance December 31, 1969                  | 650.00          |
| <b>STATUTORY EXPENDITURES</b>          |              |  |              | <b>CURRENT FINANCES DECEMBER 31, 1969</b>  |                 |
| Pensions & F.I.C.A.                    | 2,166.00     |  |              | <b>ASSETS</b>                              |                 |
| Employee Fringe Benefits               |              |  |              | Cash Dec. 31, 1969                         | 149,070.51      |
| Other Statutory Expenditures           |              |  |              | Taxes Receivable                           | 26,657.63       |
| <b>MUNICIPAL FUNCTIONS</b>             | <b>TOTAL</b> |  |              | Tax Title Liens                            | 1,238.89        |
| CAPITAL IMPROVEMENTS                   | 2,000.00     |  |              | Foreclosed Property                        | 650.00          |
| <b>DEBT SERVICE</b>                    |              |  |              | Emergencies & Other Deferred Charges       | 2,200.00        |
| Principal Payments                     | 5,000.00     |  |              | State Aid Receivable                       | 4,673.00        |
| Interest Payments                      | 432.00       |  |              | Other Receivables                          | 889.92          |
| <b>DEFERRED CHARGES</b>                |              |  |              | Total                                      | 185,379.95      |
| SCHOOL, COUNTY, SPECIAL DISTRICT TAXES | 334,544.06   |  |              | <b>LIABILITIES</b>                         |                 |
| RESERVE FOR UNCOLLECTED TAXES          | 19,473.24    |  |              | Cash Liabilities                           | 139,491.05      |
| <b>EXPENDITURES</b>                    | <b>TOTAL</b> |  |              | Reserves for Receivables                   | 29,436.44       |
|  | 456,240.30   |  |              | Surplus Dec. 31, 1969                      | 16,452.46       |
|  |              |  |              | Total                                      | 185,379.95      |

|   |       |
|---|-------|
| PER CENT:                                 |       |
| Gross Debt                                | 2.65  |
| Net Debt                                  | .26   |
| Tax Levy Collected                        | 91.13 |
| Tax Levy Cancelled, Abated<br>or Adjusted |       |

| 1969 EXPENDITURES                      |              | 1969 REVENUES                                     |              | 1969 PROPERTY TAX                         |               |
|--|--------------|---|--------------|---|---------------|
| <b>GENERAL GOVERNMENT</b>              |              | 1969 — Property Taxes Collected                   |              | STATE EQUALIZED TAX RATE                  |               |
| Governing Body & Public Boards         |              |   | 3,148,414.23 | Local District School Taxes               | 2.16          |
| Municipal Clerk                        |              |   |              | Regional & Consolidated School Tax        |               |
| Financial Administration               | 27,825.00    | Delinquent Tax & Lien Collections                 | 240,129.86   | School Taxes in Municipal Budget          |               |
| Assessment of Taxes                    | 16,000.00    | Business Personalty Replacement Taxes             | 81,759.00    | County Taxes                              | .62           |
| Collection of Taxes                    | 20,316.06    | Taxes from Public Utilities                       | 98,682.87    | County Library Taxes                      |               |
| Planning, Housing & Development        | 14,775.00    | Other Miscellaneous Tax Revenues                  |              | Local Municipal Purpose Taxes             | .80           |
| Human Resources                        |              | State Aid Revenues                                | 42,650.29    | Veteran & Senior Citizen Taxes            | .06           |
| Elections                              | 3,200.00     | Federal Aid Revenues                              |              | Total Taxes for Rate Computation          | 3.64          |
| General Administration (other)         | 82,210.00    | Sale of Acquired Property                         |              | Special District Taxes                    |               |
| <b>JUDICIARY</b>                       |              | Other Miscellaneous Revenues                      | 155,273.63   | Bank Stock Taxes                          |               |
| Municipal Courts                       | 6,232.00     | 1969 Revenues                                     | 3,766,909.88 | Added and Omitted Taxes                   |               |
| <b>PUBLIC SAFETY</b>                   |              | Prior Years Surplus Appropriated                  | 70,000.00    | Total Taxes Levied - ABSTRACT             |               |
| Fire Protection                        | 22,909.00    | REVENUES  | 3,836,909.88 | TOTAL TAXES BILLED                        |               |
| Police Protection                      | 211,962.00   | 1969 REAL PROPERTY VALUATIONS                     |              | 1969 TAXES COLLECTED                      |               |
| Civil Defense & Disaster Control       | 1,850.00     | Code  | Class        | # of Parcels                              | %VAL'N        |
| Environmental Inspection & Control     | 7,500.00     | 1   | Vacant Land  | 1884                                      | 8.61          |
| Other Public Safety                    |              | 2   | Residential  | 3477                                      | 79.09         |
| <b>PUBLIC WORKS</b>                    |              | 3   | Farm         | 166                                       | 3.19          |
| Streets and Drainage                   | 189,498.06   | 4a  | Commercial   | 153                                       | 7.74          |
| Sewers and Sewage Processing           | 5,320.00     | 4b  | Industrial   | 12  | 1.03          |
| Garbage and Trash Disposal             | 24,238.00    | 4c  | Apartments   | 2   | .35           |
| Public Buildings and Grounds           | 15,900.00    | Total   | 5694         | 100.01                                    | 93,147,980.00 |
| Other Public Works                     |              | <b>CAPITAL DEBT AUTHORIZED, DECEMBER 31, 1969</b> |              |   |               |
| <b>HEALTH and WELFARE</b>              |              | ISSUED AND UNISSUED                               |              | GROSS DEBT                                | NET DEBT      |
| Health Services Except Environmental   | 11,936.85    | School  |              | 2,073,000                                 |               |
| Welfare-Public Assistance              | 1,500.00     | Self-liquidating                                  |              |   |               |
| Hospitals, Clinics, First Aid          | 1,250.00     | Other   |              | 227,980                                   | 227,980       |
| Animal, Insect, & Rodent Control       | 2,300.00     | Total   |              | 2,300,980                                 | 227,980       |
| Other Welfare Services                 |              | ISSUED AND OUTSTANDING                            |              |   |               |
| <b>RECREATION and CONSERVATION</b>     |              | School  |              | 2,073,000.00                              |               |
| Beaches and Boardwalks                 |              | Self-Liquidating                                  |              |   |               |
| Parks, Playgrounds, Shade Trees        | 5,471.00     | Other   |              | 211,000.00                                |               |
| Land Reclamation & Conservation        |              | Total   |              | 2,284,000.00                              |               |
| Other Recreational Services            | 17,831.00    | EQUALIZED VALUATION BASIS                         |              |   |               |
| <b>EDUCATION (excluding schools)</b>   |              | FOR NET DEBT COMPUTATION                          |              | 86,744,137.33                             |               |
| Libraries                              | 42,800.00    | 1969 CAPITAL OUTLAY                               |              | TOTAL                                     | 164,164.00    |
| Other Educational Services             |              | Beaches and Boardwalks                            |              |   | 2,000.00      |
| <b>STATUTORY EXPENDITURES</b>          |              | Parks and Playgrounds                             |              |   | 22,000.00     |
| Pensions & F.I.C.A.                    | 51,985.00    | Public Buildings and Grounds                      |              |   | 19,380.00     |
| Employee Fringe Benefits               | 12,850.00    | Vehicular Equipment                               |              |   | 85,284.00     |
| Other Statutory Expenditures           |              | Streets, Roads, Sidewalks, Storm Sewers           |              |   |               |
| <b>MUNICIPAL FUNCTIONS</b>             |              | Sewer System                                      |              |   |               |
| CAPITAL IMPROVEMENTS                   | 797,658.97   | Water Service                                     |              |   | 4,000.00      |
| DEBT SERVICE                           | 156,784.00   | Other Utilities                                   |              |   |               |
| Principal Payments                     | 28,221.00    | Hospitals and Clinics                             |              |   |               |
| Interest Payments                      | 9,397.75     | Garbage and Trash Disposal Facilities             |              |   |               |
| <b>DEFERRED CHARGES</b>                |              | Health Equipment                                  |              |   | 6,000.00      |
| SCHOOL, COUNTY, SPECIAL DISTRICT TAXES | 2,649,595.60 | Library and Education Facilities                  |              |   |               |
| RESERVE FOR UNCOLLECTED TAXES          | 398,890.78   | Conservation and Recreation                       |              |   |               |
| <b>EXPENDITURES</b>                    |              | Other Expenditures                                |              |   | 25,500.00     |
| TOTAL                                  | 4,046,548.10 |   |              |   |               |
|  |              |   |              | 1969 PROPERTY TAX                         |               |
|  |              |   |              | STATE EQUALIZED TAX RATE                  |               |
|  |              |   |              | Local District School Taxes               |               |
|  |              |   |              | Regional & Consolidated School Tax        |               |
|  |              |   |              | School Taxes in Municipal Budget          |               |
|  |              |   |              | County Taxes                              |               |
|  |              |   |              | County Library Taxes                      |               |
|  |              |   |              | Local Municipal Purpose Taxes             |               |
|  |              |   |              | Veteran & Senior Citizen Taxes            |               |
|  |              |   |              | Total Taxes for Rate Computation          |               |
|  |              |   |              | Special District Taxes                    |               |
|  |              |   |              | Bank Stock Taxes                          |               |
|  |              |   |              | Added and Omitted Taxes                   |               |
|  |              |   |              | Total Taxes Levied - ABSTRACT             |               |
|  |              |   |              | TOTAL TAXES BILLED                        |               |
|  |              |   |              | 1969 TAXES COLLECTED                      |               |
|  |              |   |              | 1969 Taxes Cancelled, Abated or Adjusted  |               |
|  |              |   |              | Transfer to Tax Title Liens or Foreclosed |               |
|  |              |   |              | Balance Outstanding Dec. 31, 1969         |               |
|  |              |   |              | PRIOR YEARS TAXES OUTSTANDING             |               |

1224  
Population 1960 5,788  
Population 1969 7,610  
  
Moody Rating BA  
Land Area 2.30 Sq. Miles

# SPOTSWOOD BCRO

Net Valuation Taxable 19,647,085  
State Equalized Value 43,495,871  
Net Valuation on Which County Taxes  
are apportioned: 48,332,598  
State Equalization Ratio .4517

# - MIDDLESEX COUNTY

General Tax Rate Per \$100. 8.22  
  
State Equalized  
General Tax Rate: 3.71

# PER CAPITA:

Gross Debt 571.16  
Net Debt 179.31  
Debt Service 10.56  
Total Tax Levy 210.33  
Municipal Expenditures 97.25

# PER CENT:

Gross Debt 10.70  
Net Debt 3.36  
Tax Levy Collected 96.65  
Tax Levy Cancelled, Abated  
or Adjusted .12

| 1969 EXPENDITURES                             |                           | 1969 REVENUES                                     |                           | 1969 PROPERTY TAX                               |                     |
|---|---------------------------|---|---------------------------|---|---------------------|
| <b>GENERAL GOVERNMENT</b>                     |                           | <b>1969 — Property Taxes Collected</b>            |                           | <b>STATE EQUALIZED TAX RATE</b>                 |                     |
| Governing Body & Public Boards                |                           |   | 1,546,994.03              | Local District School Taxes                     | 2.31 1,003,909.00   |
| Municipal Clerk                               | 9,750.00                  | 1969 Payments in Lieu of Taxes                    |                           | Regional & Consolidated School Tax              |                     |
| Financial Administration                      | 17,750.00                 | Delinquent Tax & Lien Collections                 | 33,587.10                 | School Taxes in Municipal Budget                |                     |
| Assessment of Taxes                           | 6,600.00                  | Business Personalty Replacement Taxes             | 205,000.00                | County Taxes                                    | .58 250,467.36      |
| Collection of Taxes                           | 22,000.00                 | Taxes from Public Utilities                       | 67,582.56                 | County Library Taxes                            |                     |
| Planning, Housing & Development               | 1,720.00                  | Other Miscellaneous Tax Revenues                  |                           | Local Municipal Purpose Taxes                   | .73 315,511.30      |
| Human Resources                               |                           | State Aid Revenues                                | 31,703.87                 | Veteran & Senior Citizen Taxes                  | .10 44,900.00       |
| Elections                                     | 1,450.00                  | Federal Aid Revenues                              |                           | Total Taxes for Rate Computation                | 3.72 1,614,787.66   |
| General Administration (other)                | 15,850.00                 | Sale of Acquired Property                         |                           | Special District Taxes                          |                     |
| <b>JUDICIARY</b>                              |                           | Other Miscellaneous Revenues                      | 60,779.63                 | Bank Stock Taxes                                | 1,440.70            |
| Municipal Courts                              | 20,250.00                 | 1969 Revenues                                     | 1,945,647.19              | Added and Omitted Taxes                         | 29,308.29           |
| <b>PUBLIC SAFETY</b>                          |                           | Prior Years Surplus Appropriated                  | 125,500.00                | Total Taxes Levied - ABSTRACT                   | 1,600,636.65        |
| Fire Protection                               | 12,200.00                 | <b>REVENUES</b>                                   | <b>TOTAL</b> 2,071,147.19 | <b>TOTAL TAXES BILLED</b>                       | <b>1,600,606.62</b> |
| Police Protection                             | 139,400.00                |   |                           | 1969 TAXES COLLECTED                            | 1,546,994.03        |
| Civil Defense & Disaster Control              | 2,500.00                  | <b>1969 REAL PROPERTY VALUATIONS</b>              |                           | 1969 Taxes Cancelled, Abated or Adjusted        | 1,989.89            |
| Environmental Inspection & Control            | 4,300.00                  | Code Class # of Parcels %VAL'N                    | ASSESSED VALUATION        | Transfer to Tax Title Liens or Foreclosed       | 1,278.24            |
| Other Public Safety                           |                           | 1 Vacant Land 902 2.59                            | 501,465.00                | Balance Outstanding Dec. 31, 1969               | 50,344.46           |
| <b>PUBLIC WORKS</b>                           |                           | 2 Residential 1844 78.57                          | 15,183,165.00             | <b>PRIOR YEARS TAXES OUTSTANDING</b>            |                     |
| Streets and Drainage                          | 79,400.00                 | 3 Farm 4 .05                                      | 10,150.00                 | Balance January 1, 1969                         | 32,260.91           |
| Sewers and Sewage Processing                  |                           | 4a Commercial 52 3.45                             | 666,860.00                | Collected in 1969                               | 32,112.69           |
| Garbage and Trash Disposal                    | 57,300.00                 | 4b Industrial 5 11.96                             | 2,310,380.00              | Cancelled, Abated or Adjusted (1969)            |                     |
| Public Buildings and Grounds                  | 21,100.00                 | 4c Apartments 5 3.38                              | 653,370.00                | Transfers to Tax Title Liens or Foreclosed      | 148.22              |
| Other Public Works                            |                           | Total 2812 100.00                                 | 19,325,390.00             | TAX TITLE LIENS OUTSTANDING                     |                     |
| <b>HEALTH and WELFARE</b>                     |                           | <b>CAPITAL DEBT AUTHORIZED, DECEMBER 31, 1969</b> |                           | Balance January 1, 1969                         | 5,350.97            |
| Health Services Except Environmental          | 7,650.00                  | ISSUED AND UNISSUED                               | GROSS DEBT                | Transfers From Taxes                            | 1,538.45            |
| Welfare-Public Assistance                     | 6,750.00                  | School  | 883,000                   | Redeemed in 1969                                | 1,474.41            |
| Hospitals, Clinics, First Aid                 |                           | Self-liquidating                                  | 1,753,000                 | Cancelled, Abated or Adjusted (1969)            |                     |
| Animal, Insect, & Rodent Control              | 1,900.00                  | Other   | 1,710,519                 | Transfers to Foreclosed Property:               |                     |
| Other Welfare Services                        |                           | Total   | 4,346,519                 | Balance December 31, 1969                       | 5,415.01            |
| <b>RECREATION and CONSERVATION</b>            |                           | <b>ISSUED AND OUTSTANDING</b>                     |                           | <b>PROPERTY ACQUIRED BY DEED OR FORECLOSURE</b> |                     |
| Beaches and Boardwalks                        |                           | School  | 880,000.00                | Balance January 1, 1969                         | 6,200.00            |
| Parks, Playgrounds, Shade Trees               | 250.00                    | Self-Liquidating                                  | 1,753,000.00              | Transfers From Taxes or Liens                   |                     |
| Land Reclamation & Conservation               |                           | Other   | 1,697,000.00              | Sale for Cash (1969)                            |                     |
| Other Recreational Services                   | 9,700.00                  | Total   | 4,330,000.00              | Cancelled, Abated or Adjusted (1969)            |                     |
| <b>EDUCATION (excluding schools)</b>          |                           | <b>EQUALIZED VALUATION BASIS</b>                  |                           | Balance December 31, 1969                       | 6,200.00            |
| Libraries                                     | 14,100.00                 | <b>FOR NET DEBT COMPUTATION</b>                   | <b>40,637,169.67</b>      | <b>CURRENT FINANCES DECEMBER 31, 1969</b>       |                     |
| Other Educational Services                    |                           | <b>1969 CAPITAL OUTLAY</b>                        | <b>TOTAL</b> 122,424.19   | <b>ASSETS</b>                                   |                     |
| <b>STATUTORY EXPENDITURES</b>                 |                           | Beaches and Boardwalks                            |                           | Cash Dec. 31, 1969                              | 322,508.35          |
| Pensions & F.I.C.A.                           | 18,600.00                 | Parks and Playgrounds                             | 3,102.50                  | Taxes Receivable                                | 50,344.46           |
| Employee Fringe Benefits                      | 6,700.00                  | Public Buildings and Grounds                      | 120.55                    | Tax Title Liens                                 | 5,415.01            |
| Other Statutory Expenditures                  |                           | Vehicular Equipment                               |                           | Foreclosed Property                             | 6,200.00            |
| <b>MUNICIPAL FUNCTIONS</b>                    | <b>TOTAL</b> 477,220.00   | Streets, Roads, Sidewalks, Storm Sewers           | 3,200.00                  | Emergencies & Other Deferred Charges            | 11,500.00           |
| <b>CAPITAL IMPROVEMENTS</b>                   | <b>10,000.00</b>          | Sewer System                                      | 102,592.34                | State Aid Receivable                            | 39,698.00           |
| <b>DEBT SERVICE</b>                           |                           | Water Service                                     | 2,178.80                  | Other Receivables                               | 1,115.97            |
| Principal Payments                            | 5,000.00                  | Other Utilities                                   |                           | Total   | 436,781.79          |
| Interest Payments                             | 75,376.00                 | Hospitals and Clinics                             |                           | <b>LIABILITIES</b>                              |                     |
| <b>DEFERRED CHARGES</b>                       | <b>115,500.00</b>         | Garbage and Trash Disposal Facilities             |                           | Cash Liabilities                                | 81,731.76           |
| <b>SCHOOL, COUNTY, SPECIAL DISTRICT TAXES</b> | <b>1,254,376.36</b>       | Health Equipment                                  |                           | Reserves for Receivables                        | 63,075.44           |
| <b>RESERVE FOR UNCOLLECTED TAXES</b>          | <b>57,000.00</b>          | Library and Education Facilities                  |                           | Surplus Dec. 31, 1969                           | 291,974.59          |
| <b>EXPENDITURES</b>                           | <b>TOTAL</b> 1,994,472.36 | Conservation and Recreation                       |                           | Total   | 436,781.79          |
|   |                           | Other Expenditures                                | 11,230.00                 |   |                     |

0334  
 Population 1960 1,956  
 Population 1969 2,570  
 Moody Rating  
 Land Area 29.58 Sq. Miles

SPRINGFIELD TWP - BURLINGTON COUNTY  
 Net Valuation Taxable 14,057,240  
 State Equalized Value 23,090,078  
 Net Valuation on Which County Taxes  
 are apportioned: 22,527,525  
 State Equalization Ratio .6088  
 General Tax Rate Per \$100. 3.82  
 State Equalized  
 General Tax Rate: 2.32

PER CAPITA:  
 Gross Debt 245.43  
 Net Debt  
 Debt Service .02  
 Total Tax Levy 206.83  
 Municipal Expenditures 81.77

PER CENT:  
 Gross Debt 2.98  
 Net Debt  
 Tax Levy Collected 87.45  
 Tax Levy Cancelled, Abated  
 or Adjusted

| 1969 EXPENDITURES                      |            | 1969 REVENUES                              |  | 1969 PROPERTY TAX                          |  |
|--|------------|--|--|--|--|
| GENERAL GOVERNMENT                     |            | 1969 — Property Taxes Collected            |  | STATE EQUALIZED TAX RATE                   |  |
| Governing Body & Public Boards         |            | 464,856.11                                 |  | Local District School Taxes .80            |  |
| Municipal Clerk                        |            | 53,616.90                                  |  | Regional & Consolidated School Tax .69     |  |
| Financial Administration               | 5,519.09   | Delinquent Tax & Lien Collections          |  | School Taxes in Municipal Budget           |  |
| Assessment of Taxes                    | 13,700.00  | Business Personality Replacement Taxes     |  | County Taxes .56                           |  |
| Collection of Taxes                    | 1,800.00   | Taxes from Public Utilities                |  | County Library Taxes .03                   |  |
| Planning, Housing & Development        | 3,475.00   | Other Miscellaneous Tax Revenues           |  | Local Municipal Purpose Taxes .19          |  |
| Human Resources                        |            | State Aid Revenues                         |  | Veteran & Senior Citizen Taxes .05         |  |
| Elections                              |            | Federal Aid Revenues                       |  | Total Taxes for Rate Computation 2.32      |  |
| General Administration (other)         | 19,383.74  | Sale of Acquired Property                  |  | Special District Taxes                     |  |
| JUDICIARY                              |            | Other Miscellaneous Revenues               |  | Bank Stock Taxes                           |  |
| Municipal Courts                       | 4,500.00   | 1969 Revenues                              |  | Added and Omitted Taxes                    |  |
| PUBLIC SAFETY                          |            | Prior Years Surplus Appropriated           |  | Total Taxes Levied - ABSTRACT              |  |
| Fire Protection                        | 9,000.30   | REVENUES                                   |  | TOTAL TAXES BILLED                         |  |
| Police Protection                      | 15,233.62  | TOTAL                                      |  | 1969 TAXES COLLECTED                       |  |
| Civil Defense & Disaster Control       | 600.00     | 1969 REAL PROPERTY VALUATIONS              |  | 1969 Taxes Cancelled, Abated or Adjusted   |  |
| Environmental Inspection & Control     | 510.00     | Code Class # of Parcels %VAL'N             |  | Transfer to Tax Title Liens or Foreclosed  |  |
| Other Public Safety                    |            | ASSESSED VALUATION                         |  | Balance Outstanding Dec. 31, 1969          |  |
| PUBLIC WORKS                           |            | 1 Vacant Land 137 2.43                     |  | PRIOR YEARS TAXES OUTSTANDING              |  |
| Streets and Drainage                   | 56,121.09  | 2 Residential 450 39.89                    |  | Balance January 1, 1969                    |  |
| Sewers and Sewage Processing           |            | 3 Farm 223 42.44                           |  | Collected in 1969                          |  |
| Garbage and Trash Disposal             |            | 4a Commercial 50 15.24                     |  | Cancelled, Abated or Adjusted (1969)       |  |
| Public Buildings and Grounds           | 1,725.00   | 4b Industrial                              |  | Transfers to Tax Title Liens or Foreclosed |  |
| Other Public Works                     |            | 4c Apartments                              |  | Balance December 31, 1969                  |  |
| HEALTH and WELFARE                     |            | Total 860 100.00                           |  | TAX TITLE LIENS OUTSTANDING                |  |
| Health Services Except Environmental   | 500.00     | CAPITAL DEBT AUTHORIZED, DECEMBER 31, 1969 |  | Balance January 1, 1969                    |  |
| Welfare-Public Assistance              | 615.40     | ISSUED AND UNISSUED                        |  | Transfers From Taxes                       |  |
| Hospitals, Clinics, First Aid          |            | GROSS DEBT                                 |  | Redeemed in 1969                           |  |
| Animal, Insect, & Rodent Control       |            | School 630,749                             |  | Cancelled, Abated or Adjusted (1969)       |  |
| Other Welfare Services                 |            | Self-liquidating                           |  | Transfers to Foreclosed Property           |  |
| RECREATION and CONSERVATION            |            | Other                                      |  | Balance December 31, 1969                  |  |
| Beaches and Boardwalks                 |            | Total 630,749                              |  | PROPERTY ACQUIRED BY DEED OR               |  |
| Parks, Playgrounds, Shade Trees        | 450.00     | ISSUED AND OUTSTANDING                     |  | FORECLOSURE                                |  |
| Land Reclamation & Conservation        |            | School                                     |  | Balance January 1, 1969                    |  |
| Other Recreational Services            |            | Self-Liquidating                           |  | Transfers From Taxes or Liens              |  |
| EDUCATION (excluding schools)          |            | Other                                      |  | Sale for Cash (1969)                       |  |
| Libraries                              |            | Total 630,749.65                           |  | Cancelled, Abated or Adjusted (1969)       |  |
| Other Educational Services             |            | EQUALIZED VALUATION BASIS                  |  | Balance December 31, 1969                  |  |
| STATUTORY EXPENDITURES                 |            | FOR NET DEBT COMPUTATION                   |  | CURRENT FINANCES DECEMBER 31, 1969         |  |
| Pensions & F.I.C.A.                    | 1,000.00   | 1969 CAPITAL OUTLAY                        |  | ASSETS                                     |  |
| Employee Fringe Benefits               |            | TOTAL                                      |  | Cash Dec. 31, 1969                         |  |
| Other Statutory Expenditures           |            | Beaches and Boardwalks                     |  | Taxes Receivable                           |  |
| MUNICIPAL FUNCTIONS                    |            | Parks and Playgrounds                      |  | Tax Title Liens                            |  |
| CAPITAL IMPROVEMENTS                   | 1,700.00   | Public Buildings and Grounds               |  | Foreclosed Property                        |  |
| DEBT SERVICE                           |            | Vehicular Equipment                        |  | Emergencies & Other Deferred Charges       |  |
| Principal Payments                     |            | Streets, Roads, Sidewalks, Storm Sewers    |  | State Aid Receivable                       |  |
| Interest Payments                      | 50.00      | Sewer System                               |  | Other Receivables                          |  |
| DEFERRED CHARGES                       | 108.84     | Water Service                              |  | Total                                      |  |
| SCHOOL, COUNTY, SPECIAL DISTRICT TAXES | 480,906.45 | Other Utilities                            |  | LIABILITIES                                |  |
| RESERVE FOR UNCOLLECTED TAXES          | 74,158.16  | Hospitals and Clinics                      |  | Cash Liabilities                           |  |
| EXPENDITURES                           |            | Garbage and Trash Disposal Facilities      |  | Reserves for Receivables                   |  |
| TOTAL                                  | 691,056.69 | Health Equipment                           |  | Surplus Dec. 31, 1969                      |  |
|  |            | Library and Education Facilities           |  | Total                                      |  |
|  |            | Conservation and Recreation                |  |  |  |
|  |            | Other Expenditures                         |  |  |  |



2017  
Population 1960 14,467  
Population 1969 16,580  
  
Moody Rating A  
Land Area 5.20 Sq Miles

SPRINGFIELD TWP - UNION COUNTY  
Net Valuation Taxable 71,942,300  
State Equalized Value 164,854,032  
Net Valuation on Which County Taxes are apportioned: 179,176,586  
State Equalization Ratio .4364  
  
General Tax Rate Per \$100. 7.50  
  
State Equalized General Tax Rate: 3.27

PER CAPITA:  
Gross Debt 345.12  
Net Debt 108.25  
Debt Service 9.05  
Total Tax Levy 323.10  
Municipal Expenditures 135.79  
  
PER CENT:  
Gross Debt 3.54  
Net Debt 1.11  
Tax Levy Collected 98.72  
Tax Levy Cancelled, Abated or Adjusted .06

| 1969 EXPENDITURES                      |                     | 1969 REVENUES                                     |                    | 1969 PROPERTY TAX                               |              |
|--|---------------------|---|--------------------|---|--------------|
| <b>GENERAL GOVERNMENT</b>              |                     | 1969 — Property Taxes Collected                   |                    | <b>STATE EQUALIZED TAX RATE</b>                 |              |
| Governing Body & Public Boards         |                     |   | 5,288,497.73       | Local District School Taxes                     | 1.27         |
| Municipal Clerk                        |                     | 1969 Payments in Lieu of Taxes                    | 15,313.47          | Regional & Consolidated School Tax              | .80          |
| Financial Administration               | 71,350.00           | Delinquent Tax & Lien Collections                 | 66,937.08          | School Taxes in Municipal Budget                |              |
| Assessment of Taxes                    | 19,750.00           | Business Personalty Replacement Taxes             | 271,285.00         | County Taxes                                    | .47          |
| Collection of Taxes                    | 15,205.00           | Taxes from Public Utilities                       | 258,628.50         | County Library Taxes                            |              |
| Planning, Housing & Development        | 17,650.00           | Other Miscellaneous Tax Revenues                  |                    | Local Municipal Purpose Taxes                   | .66          |
| Human Resources                        |                     | State Aid Revenues                                | 66,858.83          | Veteran & Senior Citizen Taxes                  | .06          |
| Elections                              |                     | Federal Aid Revenues                              |                    | Total Taxes for Rate Computation                | 3.26         |
| General Administration (other)         | 88,380.00           | Sale of Acquired Property                         |                    | Special District Taxes                          |              |
| <b>JUDICIARY</b>                       |                     | Other Miscellaneous Revenues                      | 194,701.17         | Bank Stock Taxes                                | 3,711.71     |
| Municipal Courts                       | 15,050.00           | 1969 Revenues                                     | 6,162,221.78       | Added and Omitted Taxes                         | 54,090.00    |
| <b>PUBLIC SAFETY</b>                   |                     | Prior Years Surplus Appropriated                  | 440,000.00         | Total Taxes Levied - ABSTRACT                   | 5,356,954.69 |
| Fire Protection                        | 215,750.00          | <b>REVENUES</b>                                   | <b>TOTAL</b>       | <b>TOTAL TAXES BILLED</b>                       | 5,356,954.69 |
| Police Protection                      | 450,285.00          |   | 6,602,221.78       | 1969 TAXES COLLECTED                            | 5,288,497.73 |
| Civil Defense & Disaster Control       | 8,900.00            | <b>1969 REAL PROPERTY VALUATIONS</b>              |                    | 1969 Taxes Cancelled, Abated or Adjusted        | 3,390.00     |
| Environmental Inspection & Control     | 16,900.00           | Code Class # of Parcels %VAL'N                    | ASSESSED VALUATION | Transfer to Tax Title Liens or Foreclosed       | 97.50        |
| Other Public Safety                    |                     | 1 Vacant Land 179 1.76                            | 1,257,000.00       | Balance Outstanding Dec. 31, 1969               | 64,969.46    |
| <b>PUBLIC WORKS</b>                    |                     | 2 Residential 3728 61.02                          | 43,518,600.00      | <b>PRIOR YEARS TAXES OUTSTANDING</b>            |              |
| Streets and Drainage                   | 127,830.00          | 3 Farm 23 .22                                     | 153,000.00         | Balance January 1, 1969                         | 90,325.99    |
| Sewers and Sewage Processing           | 47,640.00           | 4a Commercial 200 18.98                           | 13,532,600.00      | Collected in 1969                               | 65,792.97    |
| Garbage and Trash Disposal             | 137,500.00          | 4b Industrial 61 9.72                             | 6,934,600.00       | Cancelled, Abated or Adjusted (1969)            | 12,622.27    |
| Public Buildings and Grounds           | 102,750.00          | 4c Apartments 19 8.30                             | 5,917,300.00       | Transfers to Tax Title Liens or Foreclosed      |              |
| Other Public Works                     | 47,480.00           | Total 4210 100.00                                 | 71,313,100.00      | Balance December 31, 1969                       | 11,910.75    |
| <b>HEALTH and WELFARE</b>              |                     | <b>CAPITAL DEBT AUTHORIZED, DECEMBER 31, 1969</b> |                    | <b>TAX TITLE LIENS OUTSTANDING</b>              |              |
| Health Services Except Environmental   | 31,480.00           | ISSUED AND UNISSUED                               | GROSS DEBT         | Balance January 1, 1969                         | 1,800.84     |
| Welfare-Public Assistance              | 3,175.00            | School  | 3,512,283          | Transfers From Taxes                            | 97.50        |
| Hospitals, Clinics, First Aid          | 5,000.00            | Self-liquidating                                  | 415,000            | Redeemed in 1969                                | 1,144.11     |
| Animal, Insect, & Rodent Control       | 4,400.00            | Other   | 1,794,730          | Cancelled, Abated or Adjusted (1969)            |              |
| Other Welfare Services                 |                     | Total   | 5,722,014          | Transfers to Foreclosed Property                |              |
| <b>RECREATION and CONSERVATION</b>     |                     | ISSUED AND OUTSTANDING                            |                    | Balance December 31, 1969                       | 754.23       |
| Beaches and Boardwalks                 |                     | School  | 3,512,283.63       | <b>PROPERTY ACQUIRED BY DEED OR FORECLOSURE</b> |              |
| Parks, Playgrounds, Shade Trees        | 75,762.35           | Self-liquidating                                  | 415,000.00         | Balance January 1, 1969                         | 12,540.00    |
| Land Reclamation & Conservation        |                     | Other   | 1,415,000.00       | Transfers From Taxes or Liens                   |              |
| Other Recreational Services            | 2,250.00            | Total   | 5,342,283.63       | Sale for Cash (1969)                            |              |
| <b>EDUCATION (excluding schools)</b>   |                     | EQUALIZED VALUATION BASIS                         |                    | Cancelled, Abated or Adjusted (1969)            |              |
| Libraries                              | 154,800.00          | FOR NET DEBT COMPUTATION                          | 161,729,093.67     | Balance December 31, 1969                       | 12,540.00    |
| Other Educational Services             |                     | 1969 CAPITAL OUTLAY                               | TOTAL              | <b>CURRENT FINANCES DECEMBER 31, 1969</b>       |              |
| <b>STATUTORY EXPENDITURES</b>          |                     | Beaches and Boardwalks                            | 352,006.50         | <b>ASSETS</b>                                   |              |
| Pensions & F.I.C.A.                    | 123,000.00          | Parks and Playgrounds                             | 12,647.40          | Cash Dec. 31, 1969                              | 2,275,004.53 |
| Employee Fringe Benefits               | 27,175.00           | Public Buildings and Grounds                      | 14,545.28          | Taxes Receivable                                | 76,880.21    |
| Other Statutory Expenditures           |                     | Vehicular Equipment                               |                    | Tax Title Liens                                 | 754.23       |
| <b>MUNICIPAL FUNCTIONS</b>             |                     | Streets, Roads, Sidewalks, Storm Sewers           | 154,333.56         | Foreclosed Property                             | 12,540.00    |
| <b>CAPITAL IMPROVEMENTS</b>            |                     | Sewer System                                      | 460.27             | Emergencies & Other Deferred Charges            |              |
| <b>DEBT SERVICE</b>                    |                     | Water Service                                     |                    | State Aid Receivable                            |              |
| Principal Payments                     | 100,000.00          | Other Utilities                                   |                    | Other Receivables                               | 4,265.77     |
| Interest Payments                      | 50,000.00           | Hospitals and Clinics                             | 2,390.71           | Total   | 2,369,444.74 |
| <b>DEFERRED CHARGES</b>                |                     | Garbage and Trash Disposal Facilities             |                    | <b>LIABILITIES</b>                              |              |
| SCHOOL, COUNTY, SPECIAL DISTRICT TAXES | 25,325.00           | Health Equipment                                  |                    | Cash Liabilities                                | 1,775,776.80 |
| RESERVE FOR UNCOLLECTED TAXES          | 4,208,578.87        | Library and Education Facilities                  | 165,528.32         | Reserves for Receivables                        | 94,440.21    |
|  | 231,607.15          | Conservation and Recreation                       |                    | Surplus Dec. 31, 1969                           | 499,227.73   |
| <b>EXPENDITURES</b>                    |                     | Other Expenditures                                | 2,100.96           | Total   | 2,369,444.74 |
| <b>TOTAL</b>                           | <b>6,459,973.37</b> |   |                    |   |              |

1348  
Population 1960 2,922  
Population 1969 3,170  
  
Moody Rating A  
Land Area 1.30 Sq. Miles

SPRING LAKE BORO - MONMOUTH COUNTY  
Net Valuation Taxable 48,600,268  
State Equalized Value 74,942,587  
Net Valuation on Which County Taxes are apportioned: 73,074,416  
State Equalization Ratio .6485  
General Tax Rate Per \$100. 2.61  
State Equalized General Tax Rate: 1.69

PER CAPITA:  
Gross Debt 362.18  
Net Debt 312.73  
Debt Service 24.51  
Total Tax Levy 395.01  
Municipal Expenditures 265.92

PER CENT:  
Gross Debt. 1.66  
Net Debt 1.44  
Tax Levy Collected 95.90  
Tax Levy Cancelled, Abated or Adjusted .23

| 1969 EXPENDITURES                      |            | 1969 REVENUES                                     |  | 1969 PROPERTY TAX                          |                   |
|--|------------|---|--|--|-------------------|
| GENERAL GOVERNMENT                     |            | 1969 — Property Taxes Collected                   |  | STATE EQUALIZED TAX RATE                   |                   |
| Governing Body & Public Boards         |            | 1,200,891.42                                      |  | Local District School Taxes                | .52 390,563.00    |
| Municipal Clerk                        |            | 1969 Payments in Lieu of Taxes                    |  | Regional & Consolidated School Tax         |                   |
| Financial Administration               | 40,775.00  | 55,846.04   |  | School Taxes in Municipal Budget           |                   |
| Assessment of Taxes                    | 4,100.00   | Business Personalty Replacement Taxes             |  | County Taxes                               | .58 437,869.07    |
| Collection of Taxes                    | 11,800.00  | 12,143.00   |  | County Library Taxes                       |                   |
| Planning, Housing & Development        | 2,400.00   | Taxes from Public Utilities                       |  | Local Municipal Purpose Taxes              | .56 416,656.50    |
| Human Resources                        |            | 72,964.66   |  | Veteran & Senior Citizen Taxes             | .03 21,690.00     |
| Elections                              |            | Other Miscellaneous Tax Revenues                  |  | Total Taxes for Rate Computation           | 1.69 1,266,778.57 |
| General Administration (other)         | 59,175.00  | State Aid Revenues                                |  | Special District Taxes                     |                   |
| JUDICIARY                              |            | Federal Aid Revenues                              |  | Bank Stock Taxes                           | 3,043.50          |
| Municipal Courts                       | 4,800.00   | Sale of Acquired Property                         |  | Added and Omitted Taxes                    | 4,049.42          |
| PUBLIC SAFETY                          |            | Other Miscellaneous Revenues                      |  | Total Taxes Levied - ABSTRACT              | 1,252,181.49      |
| Fire Protection                        | 7,600.00   | 1969 Revenues                                     |  | TOTAL TAXES BILLED                         | 1,252,181.49      |
| Police Protection                      | 133,500.00 | Prior Years Surplus Appropriated                  |  | 1969 TAXES COLLECTED                       | 1,200,891.42      |
| Civil Defense & Disaster Control       | 300.00     | REVENUES  |  | 1969 Taxes Cancelled, Abated or Adjusted   | 2,881.70          |
| Environmental Inspection & Control     | 800.00     | TOTAL   |  | Transfer to Tax Title Liens or Foreclosed  | 814.32            |
| Other Public Safety                    |            | 1,793,116.12                                      |  | Balance Outstanding Dec. 31, 1969          | 47,594.05         |
| PUBLIC WORKS                           |            | 1969 REAL PROPERTY VALUATIONS                     |  | PRIOR YEARS TAXES OUTSTANDING              |                   |
| Streets and Drainage                   | 72,400.00  | Code Class # of Parcels %VAL'N ASSESSED VALUATION |  | Balance January 1, 1969                    | 58,608.29         |
| Sewers and Sewage Processing           | 29,700.00  | 1 Vacant Land 273 35.37 16,646,775.00             |  | Collected in 1969                          | 55,846.04         |
| Garbage and Trash Disposal             | 59,500.00  | 2 Residential 1455 50.87 23,941,650.00            |  | Cancelled, Abated or Adjusted (1969)       |                   |
| Public Buildings and Grounds           | 13,500.00  | 3 Farm 6,475,150.00                               |  | Transfers to Tax Title Liens or Foreclosed |                   |
| Other Public Works                     |            | 4a Commercial 85 13.76 6,475,150.00               |  | Balance December 31, 1969                  | 2,762.25          |
| HEALTH and WELFARE                     |            | 4b Industrial                                     |  | TAX TITLE LIENS OUTSTANDING                |                   |
| Health Services Except Environmental   | 3,000.00   | 4c Apartments                                     |  | Balance January 1, 1969                    | 2,039.31          |
| Welfare-Public Assistance              | 3,700.00   | Total 1813 100.00 47,063,575.00                   |  | Transfers From Taxes                       | 814.32            |
| Hospitals, Clinics, First Aid          |            | CAPITAL DEBT AUTHORIZED, DECEMBER 31, 1969        |  | Redeemed in 1969                           |                   |
| Animal, Insect, & Rodent Control       | 300.00     | ISSUED AND UNISSUED                               |  | Cancelled, Abated or Adjusted (1969)       |                   |
| Other Welfare Services                 |            | School  |  | Transfers to Foreclosed Property           |                   |
| RECREATION and CONSERVATION            |            | Self-liquidating                                  |  | Balance December 31, 1969                  | 2,853.63          |
| Beaches and Boardwalks                 | 93,600.00  | Other   |  | PROPERTY ACQUIRED BY DEED OR               |                   |
| Parks, Playgrounds, Shade Trees        | 33,000.00  | Total 1,148,117                                   |  | FORECLOSURE                                |                   |
| Land Reclamation & Conservation        |            | ISSUED AND OUTSTANDING                            |  | Balance January 1, 1969                    | 20,500.00         |
| Other Recreational Services            |            | School  |  | Transfers From Taxes or Liens              |                   |
| EDUCATION (excluding schools)          |            | Self-Liquidating                                  |  | Sale for Cash (1969)                       | 10,000.00         |
| Libraries                              | 16,200.00  | Other   |  | Cancelled, Abated or Adjusted (1969)       |                   |
| Other Educational Services             |            | Total 640,000.00                                  |  | Balance December 31, 1969                  | 10,500.00         |
| STATUTORY EXPENDITURES                 |            | EQUALIZED VALUATION BASIS                         |  | CURRENT FINANCES DECEMBER 31, 1969         |                   |
| Pensions & F.I.C.A.                    | 52,800.00  | FOR NET DEBT COMPUTATION                          |  | ASSETS                                     |                   |
| Employee Fringe Benefits               | 3,300.00   | 1969 CAPITAL OUTLAY                               |  | Cash Dec. 31, 1969                         | 381,517.64        |
| Other Statutory Expenditures           |            | TOTAL   |  | Taxes Receivable                           | 50,356.30         |
| MUNICIPAL FUNCTIONS                    |            | Beaches and Boardwalks                            |  | Tax Title Liens                            | 2,853.63          |
| CAPITAL IMPROVEMENTS                   | 10,000.00  | Parks and Playgrounds                             |  | Foreclosed Property                        | 10,500.00         |
| DEBT SERVICE                           |            | Public Buildings and Grounds                      |  | Emergencies & Other Deferred Charges       |                   |
| Principal Payments                     | 60,000.00  | Vehicular Equipment                               |  | State Aid Receivable                       | 2,260.30          |
| Interest Payments                      | 17,703.00  | Streets, Roads, Sidewalks, Storm Sewers           |  | Other Receivables                          | 265,301.92        |
| DEFERRED CHARGES                       |            | Sewer System                                      |  | Total                                      | 712,789.79        |
| SCHOOL, COUNTY, SPECIAL DISTRICT TAXES | 7,926.00   | Water Service                                     |  | LIABILITIES                                |                   |
| RESERVE FOR UNCOLLECTED TAXES          | 101,085.00 | Other Utilities                                   |  | Cash Liabilities                           | 312,153.25        |
| EXPENDITURES                           |            | Hospitals and Clinics                             |  | Reserves for Receivables                   | 329,011.85        |
|  |            | Garbage and Trash Disposal Facilities             |  | Surplus Dec. 31, 1969                      | 71,624.69         |
|  |            | Health Equipment                                  |  | Total                                      | 712,789.79        |
|  |            | Library and Education Facilities                  |  |  |                   |
|  |            | Conservation and Recreation                       |  |  |                   |
|  |            | Other Expenditures                                |  |  |                   |
|  |            | TOTAL   |  |  |                   |
|  |            | 1,671,396.07                                      |  |  |                   |
|  |            | 257,723.27  |  |  |                   |

1349  
Population 1960 3,309  
Population 1969 4,520  
  
Moody Rating BAA  
Land Area 1.40 Sq. Miles

SPRING LAKE HEIGHTS - MONMOUTH COUNTY  
Net Valuation Taxable 26,204,458  
State Equalized Value 27,700,272 General Tax Rate Per \$100. 3.26  
Net Valuation on Which County Taxes are apportioned: 27,563,204 State Equalized General Tax Rate: 3.08  
State Equalization Ratio .9460

PER CAPITA:  
Gross Debt 313.15  
Net Debt 76.75  
Debt Service 4.22  
Total Tax Levy 187.07  
Municipal Expenditures 89.99  
  
PER CENT:  
Gross Debt 5.69  
Net Debt 1.39  
Tax Levy Collected 93.92  
Tax Levy Cancelled, Abated or Adjusted 1.33

| 1969 EXPENDITURES                             |              | 1969 REVENUES                                     |                           | 1969 PROPERTY TAX                          |                 |
|---|--------------|---|---------------------------|--|-----------------|
| <b>GENERAL GOVERNMENT</b>                     |              | 1969 — Property Taxes Collected                   |                           | <b>STATE EQUALIZED TAX RATE</b>            |                 |
| Governing Body & Public Boards                |              | 1969 Payments in Lieu of Taxes                    | 794,181.51                | Local District School Taxes                | 1.74 483,040.00 |
| Municipal Clerk                               |              | Delinquent Tax & Lien Collections                 | 61,565.74                 | Regional & Consolidated School Tax         |                 |
| Financial Administration                      | 11,035.00    | Business Personalty Replacement Taxes             | 8,428.00                  | School Taxes in Municipal Budget           |                 |
| Assessment of Taxes                           | 3,030.00     | Taxes from Public Utilities                       | 53,148.21                 | County Taxes                               | .60 165,351.44  |
| Collection of Taxes                           | 4,171.00     | Other Miscellaneous Tax Revenues                  |                           | County Library Taxes                       | .02 6,184.30    |
| Planning, Housing & Development               | 3,350.00     | State Aid Revenues                                | 16,766.36                 | Local Municipal Purpose Taxes              | .64 177,081.10  |
| Human Resources                               |              | Federal Aid Revenues                              |                           | Veteran & Senior Citizen Taxes             | .09 23,890.00   |
| Elections                                     | 843.00       | Sale of Acquired Property                         | 12,200.00                 | Total Taxes for Rate Computation           | 3.09 855,546.84 |
| General Administration (other)                | 31,312.00    | Other Miscellaneous Revenues                      | 39,206.93                 | Special District Taxes                     |                 |
| <b>JUDICIARY</b>                              |              | 1969 Revenues                                     | 985,496.75                | Bank Stock Taxes                           | 1,286.25        |
| Municipal Courts                              | 3,945.00     | Prior Years Surplus Appropriated                  | 60,000.00                 | Added and Omitted Taxes                    | 12,606.35       |
| <b>PUBLIC SAFETY</b>                          |              | <b>REVENUES</b>                                   | <b>TOTAL</b> 1,045,496.75 | Total Taxes Levied - ABSTRACT              | 845,549.44      |
| Fire Protection                               | 11,500.00    |   |                           | <b>TOTAL TAXES BILLED</b>                  | 845,549.44      |
| Police Protection                             | 100,673.00   |   |                           | 1969 TAXES COLLECTED                       | 794,181.51      |
| Civil Defense & Disaster Control              |              |   |                           | 1969 Taxes Cancelled, Abated or Adjusted   | 11,278.94       |
| Environmental Inspection & Control            | 3,690.00     |   |                           | Transfer to Tax Title Liens or Foreclosed  | 1,361.48        |
| Other Public Safety                           |              |   |                           | Balance Outstanding Dec. 31, 1969          | 38,727.51       |
| <b>PUBLIC WORKS</b>                           |              | <b>1969 REAL PROPERTY VALUATIONS</b>              |                           | <b>PRIOR YEARS TAXES OUTSTANDING</b>       |                 |
| Streets and Drainage                          | 50,192.00    | Code Class # of Parcels %VAL'N                    | ASSESSED VALUATION        | Balance January 1, 1969                    | 27,395.73       |
| Sewers and Sewage Processing                  |              | 1 Vacant Land 23 .56                              | 144,564.00                | Collected in 1969                          | 26,783.56       |
| Garbage and Trash Disposal                    | 40,539.00    | 2 Residential 1307 68.29                          | 17,731,037.00             | Cancelled, Abated or Adjusted (1969)       | 24.91           |
| Public Buildings and Grounds                  | 16,230.40    | 3 Farm  |                           | Transfers to Tax Title Liens or Foreclosed | 428.84          |
| Other Public Works                            |              | 4a Commercial 98 16.42                            | 4,262,968.00              | Balance December 31, 1969                  | 158.42          |
| <b>HEALTH and WELFARE</b>                     |              | 4b Industrial 2 .18                               | 47,175.00                 | <b>TAX TITLE LIENS OUTSTANDING</b>         |                 |
| Health Services Except Environmental          | 2,490.00     | 4c Apartments 13 14.55                            | 3,776,790.00              | Balance January 1, 1969                    | 40,104.37       |
| Welfare-Public Assistance                     | 1,630.00     | Total 1443 100.00                                 | 25,962,534.00             | Transfers From Taxes                       | 1,856.90        |
| Hospitals, Clinics, First Aid                 |              |   |                           | Redeemed in 1969                           | 34,782.18       |
| Animal, Insect, & Rodent Control              |              |   |                           | Cancelled, Abated or Adjusted (1969)       |                 |
| Other Welfare Services                        |              |   |                           | Transfers to Foreclosed Property           |                 |
| <b>RECREATION and CONSERVATION</b>            |              | <b>CAPITAL DEBT AUTHORIZED, DECEMBER 31, 1969</b> |                           | Balance December 31, 1969                  | 7,179.09        |
| Beaches and Boardwalks                        |              | ISSUED AND UNISSUED                               | GROSS DEBT                | <b>PROPERTY ACQUIRED BY DEED OR</b>        |                 |
| Parks, Playgrounds, Shade Trees               |              | School  | 81,500                    | <b>FORECLOSURE</b>                         |                 |
| Land Reclamation & Conservation               |              | Self-liquidating                                  | 987,025                   | Balance January 1, 1969                    | 45,930.00       |
| Other Recreational Services                   |              | Other   | 346,916                   | Transfers From Taxes or Liens              |                 |
| <b>EDUCATION (excluding schools)</b>          |              | Total   | 1,415,441                 | Sale for Cash (1969)                       | 12,200.00       |
| Libraries                                     |              |   |                           | Cancelled, Abated or Adjusted (1969)       |                 |
| Other Educational Services                    |              |   |                           | Balance December 31, 1969                  | 33,730.00       |
| <b>STATUTORY EXPENDITURES</b>                 |              | <b>ISSUED AND OUTSTANDING</b>                     |                           | <b>CURRENT FINANCES DECEMBER 31, 1969</b>  |                 |
| Pensions & F.I.C.A.                           | 18,300.00    | School  | 81,500.00                 | <b>ASSETS</b>                              |                 |
| Employee Fringe Benefits                      | 4,514.60     | Self-Liquidating                                  | 965,000.00                | Cash Dec. 31, 1969                         | 111,597.22      |
| Other Statutory Expenditures                  |              | Other   | 140,000.00                | Taxes Receivable                           | 38,885.93       |
| <b>MUNICIPAL FUNCTIONS</b>                    |              | Total   | 1,186,500.00              | Tax Title Liens                            | 7,179.09        |
| <b>CAPITAL IMPROVEMENTS</b>                   |              | <b>EQUALIZED VALUATION BASIS</b>                  |                           | Foreclosed Property                        | 33,730.00       |
| <b>DEBT SERVICE</b>                           |              | <b>FOR NET DEBT COMPUTATION</b>                   | 24,895,714.67             | Emergencies & Other Deferred Charges       | 32,460.00       |
| Principal Payments                            | 13,000.00    | 1969 CAPITAL OUTLAY                               | TOTAL                     | State Aid Receivable                       | 12,009.00       |
| Interest Payments                             | 6,058.75     | Beaches and Boardwalks                            | 52,916.71                 | Other Receivables                          | 448.61          |
| <b>DEFERRED CHARGES</b>                       |              | Parks and Playgrounds                             |                           | Total                                      | 236,309.85      |
| <b>SCHOOL, COUNTY, SPECIAL DISTRICT TAXES</b> |              | Public Buildings and Grounds                      | 33,200.76                 | <b>LIABILITIES</b>                         |                 |
| <b>RESERVE FOR UNCOLLECTED TAXES</b>          |              | Vehicular Equipment                               |                           | Cash Liabilities                           | 44,186.05       |
|   |              | Streets, Roads, Sidewalks, Storm Sewers           | 18,986.31                 | Reserves for Receivables                   | 80,243.63       |
|   |              | Sewer System                                      |                           | Surplus Dec. 31, 1969                      | 111,880.17      |
|   |              | Water Service                                     |                           | Total                                      | 236,309.85      |
|   |              | Other Utilities                                   |                           |  |                 |
|   |              | Hospitals and Clinics                             |                           |  |                 |
|   |              | Garbage and Trash Disposal Facilities             |                           |  |                 |
|   |              | Health Equipment                                  |                           |  |                 |
|   |              | Library and Education Facilities                  |                           |  |                 |
|   |              | Conservation and Recreation                       |                           |  |                 |
|   |              | Other Expenditures                                | 729.64                    |  |                 |
| <b>EXPENDITURES</b>                           | <b>TOTAL</b> |   |                           |  |                 |
|   | 1,061,337.45 |   |                           |  |                 |

1530  
Population 1960 1,930  
Population 1969 4,340  
Moody Rating  
Land Area 43.60 Sq. Miles

# STAFFORD TWP

Net Valuation Taxable 37,393,968  
State Equalized Value 42,770,179  
Net Valuation on Which County Taxes  
are apportioned: 41,840,755  
State Equalization Ratio .8743

# - OCEAN

# COUNTY

General Tax Rate Per \$100. 2.98  
State Equalized  
General Tax Rate: 2.60

# PER CAPITA:

Gross Debt 289.46  
Net Debt 65.21  
Debt Service 7.67  
Total Tax Levy 254.14  
Municipal Expenditures 140.87

# PER CENT:

Gross Debt 3.54  
Net Debt .80  
Tax Levy Collected 91.83  
Tax Levy Cancelled, Abated  
or Adjusted .14

| 1969 EXPENDITURES                      |                           | 1969 REVENUES                                     |                           | 1969 PROPERTY TAX                          |                     |
|--|---------------------------|---|---------------------------|--|---------------------|
| <b>GENERAL GOVERNMENT</b>              |                           | 1969 — Property Taxes Collected                   |                           | <b>STATE EQUALIZED TAX RATE</b>            |                     |
| Governing Body & Public Boards         |                           |   | 1,016,205.62              | Local District School Taxes                | 1.07 458,569.00     |
| Municipal Clerk                        |                           | 1969 Payments in Lieu of Taxes                    |                           | Regional & Consolidated School Tax         | .41 173,844.42      |
| Financial Administration               | 15,522.50                 | Delinquent Tax & Lien Collections                 | 54,566.98                 | School Taxes in Municipal Budget           |                     |
| Assessment of Taxes                    | 14,400.00                 | Business Personalty Replacement Taxes             | 16,309.00                 | County Taxes                               | .51 218,926.83      |
| Collection of Taxes                    | 17,100.00                 | Taxes from Public Utilities                       | 155,152.19                | County Library Taxes                       | .02 8,990.41        |
| Planning, Housing & Development        | 11,277.48                 | Other Miscellaneous Tax Revenues                  |                           | Local Municipal Purpose Taxes              | .52 220,451.65      |
| Human Resources                        |                           | State Aid Revenues                                | 8,923.60                  | Veteran & Senior Citizen Taxes             | .07 30,250.00       |
| Elections                              |                           | Federal Aid Revenues                              |                           | Total Taxes for Rate Computation           | 2.60 1,111,032.31   |
| General Administration (other)         | 45,709.73                 | Sale of Acquired Property                         |                           | Special District Taxes                     |                     |
| <b>JUDICIARY</b>                       |                           | Other Miscellaneous Revenues                      | 91,421.14                 | Bank Stock Taxes                           | 1,348.35            |
| Municipal Courts                       | 9,488.37                  | 1969 Revenues                                     | Total 1,342,578.53        | Added and Omitted Taxes                    | 20,852.11           |
| <b>PUBLIC SAFETY</b>                   |                           | Prior Years Surplus Appropriated                  | 100,000.00                | Total Taxes Levied - ABSTRACT              | 1,102,982.77        |
| Fire Protection                        | 11,600.00                 | <b>REVENUES</b>                                   | <b>TOTAL 1,442,578.53</b> | <b>TOTAL TAXES BILLED</b>                  | <b>1,106,673.11</b> |
| Police Protection                      | 66,163.79                 | <b>1969 REAL PROPERTY VALUATIONS</b>              |                           | <b>1969 TAXES COLLECTED</b>                | <b>1,016,205.62</b> |
| Civil Defense & Disaster Control       | 1,500.00                  | Code Class # of Parcels %VAL'N                    | ASSESSED VALUATION        | 1969 Taxes Cancelled, Abated or Adjusted   | 1,540.51            |
| Environmental Inspection & Control     | 1,980.00                  | 1 Vacant Land 2950 14.94                          | 5,029,955.00              | Transfer to Tax Title Liens or Foreclosed  | 3,227.05            |
| Other Public Safety                    |                           | 2 Residential 2910 73.08                          | 24,597,550.00             | Balance Outstanding Dec. 31, 1969          | 85,699.93           |
| <b>PUBLIC WORKS</b>                    |                           | 3 Farm 13 .29                                     | 99,190.00                 | <b>PRIOR YEARS TAXES OUTSTANDING</b>       |                     |
| Streets and Drainage                   | 88,300.00                 | 4a Commercial 122 11.69                           | 3,933,350.00              | Balance January 1, 1969                    | 97,722.91           |
| Sewers and Sewage Processing           |                           | 4b Industrial                                     |                           | Collected in 1969                          | 53,693.41           |
| Garbage and Trash Disposal             | 72,560.00                 | 4c Apartments                                     |                           | Cancelled, Abated or Adjusted (1969)       | 145.18              |
| Public Buildings and Grounds           | 8,800.00                  | Total 5995 100.00                                 | 33,660,045.00             | Transfers to Tax Title Liens or Foreclosed | 182.93              |
| Other Public Works                     |                           | <b>CAPITAL DEBT AUTHORIZED, DECEMBER 31, 1969</b> |                           | Balance December 31, 1969                  | 43,701.39           |
| <b>HEALTH and WELFARE</b>              |                           | <b>ISSUED AND UNISSUED</b>                        |                           | <b>TAX TITLE LIENS OUTSTANDING</b>         |                     |
| Health Services Except Environmental   | 3,500.00                  | School  | GROSS DEBT 973,259        | Balance January 1, 1969                    | 13,348.25           |
| Welfare-Public Assistance              | 8,850.00                  | Self-liquidating                                  |                           | Transfers From Taxes                       | 3,443.70            |
| Hospitals, Clinics, First Aid          |                           | Other   | 283,000                   | Redeemed in 1969                           | 873.57              |
| Animal, Insect, & Rodent Control       | 19,250.00                 | Total   | 1,256,259                 | Cancelled, Abated or Adjusted (1969)       |                     |
| Other Welfare Services                 |                           | <b>ISSUED AND OUTSTANDING</b>                     |                           | Transfers to Foreclosed Property           |                     |
| <b>RECREATION and CONSERVATION</b>     |                           | School  | 553,896.31                | Balance December 31, 1969                  | 15,918.38           |
| Beaches and Boardwalks                 |                           | Self-Liquidating                                  |                           | <b>PROPERTY ACQUIRED BY DEED OR</b>        |                     |
| Parks, Playgrounds, Shade Trees        |                           | Other   | 269,000.00                | <b>FORECLOSURE</b>                         |                     |
| Land Reclamation & Conservation        |                           | Total   | 822,896.31                | Balance January 1, 1969                    | 9,355.00            |
| Other Recreational Services            | 10,559.30                 | <b>EQUALIZED VALUATION BASIS</b>                  |                           | Transfers From Taxes or Liens              |                     |
| <b>EDUCATION (excluding schools)</b>   |                           | <b>FOR NET DEBT COMPUTATION</b>                   |                           | Sale for Cash (1969)                       |                     |
| Libraries                              |                           | 35,484,265.67                                     |                           | Cancelled, Abated or Adjusted (1969)       |                     |
| Other Educational Services             |                           | <b>1969 CAPITAL OUTLAY</b>                        |                           | Balance December 31, 1969                  | 9,355.00            |
| <b>STATUTORY EXPENDITURES</b>          |                           | <b>TOTAL 124,282.15</b>                           |                           | <b>CURRENT FINANCES DECEMBER 31, 1969</b>  |                     |
| Pensions & F.I.C.A.                    | 28,251.00                 | Beaches and Boardwalks                            |                           | <b>ASSETS</b>                              |                     |
| Employee Fringe Benefits               | 21,723.83                 | Parks and Playgrounds                             |                           | Cash Dec. 31, 1969                         | 271,568.66          |
| Other Statutory Expenditures           |                           | Public Buildings and Grounds                      |                           | Taxes Receivable                           | 129,401.32          |
| <b>MUNICIPAL FUNCTIONS</b>             | <b>TOTAL 456,536.00</b>   | Vehicular Equipment                               |                           | Tax Title Liens                            | 15,918.38           |
| <b>CAPITAL IMPROVEMENTS</b>            |                           | Streets, Roads, Sidewalks, Storm Sewers           |                           | Foreclosed Property                        | 9,355.00            |
| <b>DEBT SERVICE</b>                    |                           | Sewer System                                      |                           | Emergencies & Other Deferred Charges       | 29,031.90           |
| Principal Payments                     | 25,000.00                 | Water Service                                     |                           | State Aid Receivable                       | 33,970.00           |
| Interest Payments                      | 8,300.00                  | Other Utilities                                   |                           | Other Receivables                          | 8,187.55            |
|  |                           | Hospitals and Clinics                             |                           | Total                                      | 497,432.81          |
| <b>DEFERRED CHARGES</b>                |                           | Garbage and Trash Disposal Facilities             |                           | <b>LIABILITIES</b>                         |                     |
| SCHOOL, COUNTY, SPECIAL DISTRICT TAXES | 14,420.68                 | Health Equipment                                  |                           | Cash Liabilities                           | 150,288.40          |
| RESERVE FOR UNCOLLECTED TAXES          | 860,330.66                | Library and Education Facilities                  |                           | Reserves for Receivables                   | 162,862.25          |
|  | 103,125.92                | Conservation and Recreation                       |                           | Surplus Dec. 31, 1969                      | 184,282.16          |
| <b>EXPENDITURES</b>                    | <b>TOTAL 1,471,713.26</b> | Other Expenditures                                |                           | Total                                      | 497,432.81          |

| 1919            |                | STANHOPE BORO  |            | - SUSSEX COUNTY             |      | PER CAPITA:            |        | PER CENT:                              |       |
|-----------------|----------------|--|------------|-----------------------------|------|------------------------|--------|--|-------|
| Population 1960 | 1,814          | Net Valuation Taxable                                | 11,080,015 |                             |      | Gross Debt             | 491.03 | Gross Debt                             | 11.20 |
| Population 1969 | 2,960          | State Equalized Value                                | 13,476,058 | General Tax Rate Per \$100. | 5.41 | Net Debt               | 164.60 | Net Debt                               | 3.76  |
| Moody Rating    |                | Net Valuation on Which County Taxes are apportioned: | 14,222,331 | State Equalized             |      | Debt Service           | 1.12   | Tax Levy Collected                     | 92.61 |
| Land Area       | 2.00 Sq. Miles | State Equalization Ratio                             | .8222      | General Tax Rate:           | 4.44 | Total Tax Levy         | 201.00 | Tax Levy Cancelled, Abated or Adjusted | .20   |
|                 |                |  |            |                             |      | Municipal Expenditures | 78.58  |  |       |

| 1969 EXPENDITURES                      |            | 1969 REVENUES                         |            | 1969 PROPERTY TAX                          |                 |
|--|------------|---------------------------------------|------------|--|-----------------|
| GENERAL GOVERNMENT                     |            | 1969 — Property Taxes Collected       |            | STATE EQUALIZED TAX RATE                   |                 |
| Governing Body & Public Boards         |            | 1969 Payments in Lieu of Taxes        | 551,097.86 | Local District School Taxes                | 2.86 386,020.45 |
| Municipal Clerk                        |            | Delinquent Tax & Lien Collections     | 47,254.59  | Regional & Consolidated School Tax         |                 |
| Financial Administration               | 4,550.00   | Business Personalty Replacement Taxes | 30,009.00  | School Taxes in Municipal Budget           |                 |
| Assessment of Taxes                    | 2,500.00   | Taxes from Public Utilities           | 14,309.33  | County Taxes                               | .74 99,066.68   |
| Collection of Taxes                    | 4,913.77   | Other Miscellaneous Tax Revenues      | 8,570.79   | County Library Taxes                       | .03 4,517.26    |
| Planning, Housing & Development        | 1,850.00   | State Aid Revenues                    |            | Local Municipal Purpose Taxes              | .71 95,655.84   |
| Human Resources                        |            | Federal Aid Revenues                  |            | Veteran & Senior Citizen Taxes             | .11 14,320.00   |
| Elections                              | 632.00     | Sale of Acquired Property             |            | Total Taxes for Rate Computation           | 4.45 599,580.23 |
| General Administration (other)         | 20,770.50  | Other Miscellaneous Revenues          | 19,706.64  | Special District Taxes                     |                 |
| JUDICIARY                              |            | 1969 Revenues                         | 670,948.21 | Bank Stock Taxes                           | 565.49          |
| Municipal Courts                       | 1,835.00   | Prior Years Surplus Appropriated      | 38,000.00  | Added and Omitted Taxes                    | 9,133.90        |
| PUBLIC SAFETY                          |            | REVENUES                              | 708,948.21 | Total Taxes Levied - ABSTRACT              | 594,959.62      |
| Fire Protection                        | 6,020.00   |                                       |            | TOTAL TAXES BILLED                         | 595,070.05      |
| Police Protection                      | 32,751.00  |                                       |            | 1969 TAXES COLLECTED                       | 551,097.86      |
| Civil Defense & Disaster Control       |            |                                       |            | 1969 Taxes Cancelled, Abated or Adjusted   | 1,200.00        |
| Environmental Inspection & Control     | 1,000.00   |                                       |            | Transfer to Tax Title Liens or Foreclosed  | 4,000.00        |
| Other Public Safety                    |            |                                       |            | Balance Outstanding Dec. 31, 1969          | 38,772.19       |
| PUBLIC WORKS                           |            |                                       |            | PRIOR YEARS TAXES OUTSTANDING              |                 |
| Streets and Drainage                   | 20,886.11  |                                       |            | Balance January 1, 1969                    | 51,617.81       |
| Sewers and Sewage Processing           |            |                                       |            | Collected in 1969                          | 42,628.93       |
| Garbage and Trash Disposal             | 18,210.00  |                                       |            | Cancelled, Abated or Adjusted (1969)       |                 |
| Public Buildings and Grounds           | 6,800.00   |                                       |            | Transfers to Tax Title Liens or Foreclosed | 2,059.08        |
| Other Public Works                     |            |                                       |            | Balance December 31, 1969                  | 6,929.80        |
| HEALTH and WELFARE                     |            |                                       |            | TAX TITLE LIENS OUTSTANDING                |                 |
| Health Services Except Environmental   | 1,601.00   |                                       |            | Balance January 1, 1969                    | 20,670.14       |
| Welfare-Public Assistance              | 1,270.00   |                                       |            | Transfers From Taxes                       | 6,385.60        |
| Hospitals, Clinics, First Aid          |            |                                       |            | Redeemed in 1969                           | 4,625.66        |
| Animal, Insect, & Rodent Control       |            |                                       |            | Cancelled, Abated or Adjusted (1969)       |                 |
| Other Welfare Services                 |            |                                       |            | Transfers to Foreclosed Property           |                 |
| RECREATION and CONSERVATION            |            |                                       |            | Balance December 31, 1969                  | 22,430.08       |
| Beaches and Boardwalks                 |            |                                       |            | PROPERTY ACQUIRED BY DEED OR               |                 |
| Parks, Playgrounds, Shade Trees        |            |                                       |            | FORECLOSURE                                |                 |
| Land Reclamation & Conservation        |            |                                       |            | Balance January 1, 1969                    | 1,455.00        |
| Other Recreational Services            | 4,535.00   |                                       |            | Transfers From Taxes or Liens              |                 |
| EDUCATION (excluing schools)           |            |                                       |            | Sale for Cash (1969)                       |                 |
| Libraries                              | 1,215.00   |                                       |            | Cancelled, Abated or Adjusted (1969)       |                 |
| Other Educational Services             |            |                                       |            | Balance December 31, 1969                  | 1,455.00        |
| STATUTORY EXPENDITURES                 |            |                                       |            | CURRENT FINANCES DECEMBER 31, 1969         |                 |
| Pensions & F.I.C.A.                    | 3,461.00   |                                       |            | ASSETS                                     |                 |
| Employee Fringe Benefits               | 1,026.00   |                                       |            | Cash Dec. 31, 1969                         | 95,931.64       |
| Other Statutory Expenditures           |            |                                       |            | Taxes Receivable                           | 45,701.99       |
| MUNICIPAL FUNCTIONS                    |            |                                       |            | Tax Title Liens                            | 22,430.08       |
| CAPITAL IMPROVEMENTS                   | 1,500.00   |                                       |            | Foreclosed Property                        | 1,455.00        |
| DEBT SERVICE                           |            |                                       |            | Emergencies & Other Deferred Charges       | 3,019.96        |
| Principal Payments                     | 2,800.00   |                                       |            | State Aid Receivable                       | 37,076.19       |
| Interest Payments                      | 525.00     |                                       |            | Other Receivables                          | 3,765.67        |
| DEFERRED CHARGES                       | 20,504.80  |                                       |            | Total                                      | 209,380.53      |
| SCHOOL, COUNTY, SPECIAL DISTRICT TAXES | 489,604.39 |                                       |            | LIABILITIES                                |                 |
| RESERVE FOR UNCOLLECTED TAXES          | 71,440.38  |                                       |            | Cash Liabilities                           | 55,192.23       |
| EXPENDITURES                           |            |                                       |            | Reserves for Receivables                   | 73,352.74       |
| TOTAL                                  | 722,200.95 |                                       |            | Surplus Dec. 31, 1969                      | 80,835.56       |
|  |            |                                       |            | Total                                      | 209,380.53      |

1920  
Population 1960 1,339  
Population 1969 1,830  
  
Moody Rating  
Land Area 28.04 Sq Miles

STILLWATER TWP - SUSSEX COUNTY  
Net Valuation Taxable 17,507,477  
State Equalized Value 25,791,804 General Tax Rate Per \$100. 3.78  
Net Valuation on Which County Taxes are apportioned: 26,626,503  
State Equalization Ratio .6788 General Tax Rate: 2.56

PER CAPITA:  
Gross Debt 95.08  
Net Debt  
Debt Service  
Total Tax Levy 353.15  
Municipal Expenditures 117.44

PER CENT:  
Gross Debt .68  
Net Debt  
Tax Levy Collected 91.18  
Tax Levy Cancelled, Abated or Adjusted

| 1969 EXPENDITURES                             |                   | 1969 REVENUES                         |                         | 1969 PROPERTY TAX                          |                         |
|---|-------------------|---------------------------------------|-------------------------|--|-------------------------|
| <b>GENERAL GOVERNMENT</b>                     |                   | 1969 — Property Taxes Collected       |                         | STATE EQUALIZED TAX RATE                   |                         |
| Governing Body & Public Boards                |                   | 1969 Payments in Lieu of Taxes        | 589,232.72              | Local District School Taxes                | 1.61 414,130.00         |
| Municipal Clerk                               |                   | Delinquent Tax & Lien Collections     | 48,986.14               | Regional & Consolidated School Tax         |                         |
| Financial Administration                      | 6,540.81          | Business Personalty Replacement Taxes | 8,643.00                | School Taxes in Municipal Budget           |                         |
| Assessment of Taxes                           | 9,827.39          | Taxes from Public Utilities           | 32,280.85               | County Taxes                               | .72 185,830.66          |
| Collection of Taxes                           | 5,661.95          | Other Miscellaneous Tax Revenues      |                         | County Library Taxes                       | .03 8,474.63            |
| Planning, Housing & Development               | 2,597.92          | State Aid Revenues                    | 16,267.05               | Local Municipal Purpose Taxes              | .14 36,066.73           |
| Human Resources                               |                   | Federal Aid Revenues                  |                         | Veteran & Senior Citizen Taxes             | .07 17,420.00           |
| Elections                                     |                   | Sale of Acquired Property             |                         | Total Taxes for Rate Computation           | 2.57 661,922.02         |
| General Administration (other)                | 12,246.22         | Other Miscellaneous Revenues          | 21,781.39               | Special District Taxes                     |                         |
| <b>JUDICIARY</b>                              |                   | 1969 Revenues                         | Total 717,191.15        | Bank Stock Taxes                           |                         |
| Municipal Courts                              | 1,026.00          | Prior Years Surplus Appropriated      | 85,000.00               | Added and Omitted Taxes                    | 1,760.62                |
| <b>PUBLIC SAFETY</b>                          |                   | <b>REVENUES</b>                       | <b>TOTAL 802,191.15</b> | Total Taxes Levied - ABSTRACT              | 646,262.64              |
| Fire Protection                               | 15,000.00         |                                       |                         | <b>TOTAL TAXES BILLED</b>                  | 646,262.64              |
| Police Protection                             | 200.00            |                                       |                         | 1969 TAXES COLLECTED                       | 589,232.72              |
| Civil Defense & Disaster Control              | 906.90            |                                       |                         | 1969 Taxes Cancelled, Abated or Adjusted   |                         |
| Environmental Inspection & Control            | 2,063.70          |                                       |                         | Transfer to Tax Title Liens or Foreclosed  |                         |
| Other Public Safety                           |                   |                                       |                         | Balance Outstanding Dec. 31, 1969          | 57,029.92               |
| <b>PUBLIC WORKS</b>                           |                   |                                       |                         | <b>PRIOR YEARS TAXES OUTSTANDING</b>       |                         |
| Streets and Drainage                          | 58,301.30         |                                       |                         | Balance January 1, 1969                    | 69,795.47               |
| Sewers and Sewage Processing                  |                   |                                       |                         | Collected in 1969                          | 48,435.02               |
| Garbage and Trash Disposal                    | 6,227.25          |                                       |                         | Cancelled, Abated or Adjusted (1969)       |                         |
| Public Buildings and Grounds                  | 1,900.00          |                                       |                         | Transfers to Tax Title Liens or Foreclosed |                         |
| Other Public Works                            |                   |                                       |                         | Balance December 31, 1969                  | 21,360.45               |
| <b>HEALTH and WELFARE</b>                     |                   |                                       |                         | <b>TAX TITLE LIENS OUTSTANDING</b>         |                         |
| Health Services Except Environmental          | 493.85            |                                       |                         | Balance January 1, 1969                    | 8,640.78                |
| Welfare-Public Assistance                     | 2,500.00          |                                       |                         | Transfers From Taxes                       |                         |
| Hospitals, Clinics, First Aid                 | 1,500.00          |                                       |                         | Redeemed in 1969                           | 551.12                  |
| Animal, Insect, & Rodent Control              | 300.00            |                                       |                         | Cancelled, Abated or Adjusted (1969)       |                         |
| Other Welfare Services                        |                   |                                       |                         | Transfers to Foreclosed Property           |                         |
| <b>RECREATION and CONSERVATION</b>            |                   |                                       |                         | Balance December 31, 1969                  | 8,089.66                |
| Beaches and Boardwalks                        |                   |                                       |                         | <b>PROPERTY ACQUIRED BY DEED OR</b>        |                         |
| Parks, Playgrounds, Shade Trees               |                   |                                       |                         | <b>FORECLOSURE</b>                         |                         |
| Land Reclamation & Conservation               | 734.83            |                                       |                         | Balance January 1, 1969                    |                         |
| Other Recreational Services                   |                   |                                       |                         | Transfers From Taxes or Liens              |                         |
| <b>EDUCATION (excluding schools)</b>          |                   |                                       |                         | Sale for Cash (1969)                       |                         |
| Libraries                                     |                   |                                       |                         | Cancelled, Abated or Adjusted (1969)       |                         |
| Other Educational Services                    |                   |                                       |                         | Balance December 31, 1969                  |                         |
| <b>STATUTORY EXPENDITURES</b>                 |                   |                                       |                         | <b>CURRENT FINANCES DECEMBER 31, 1969</b>  |                         |
| Pensions & F.I.C.A.                           | 3,730.00          |                                       |                         | <b>ASSETS</b>                              |                         |
| Employee Fringe Benefits                      |                   |                                       |                         | Cash Dec. 31, 1969                         | 124,617.56              |
| Other Statutory Expenditures                  |                   |                                       |                         | Taxes Receivable                           | 78,390.37               |
| <b>MUNICIPAL FUNCTIONS</b>                    | <b>TOTAL</b>      |                                       |                         | Tax Title Liens                            | 8,089.66                |
| <b>CAPITAL IMPROVEMENTS</b>                   | <b>1,000.00</b>   |                                       |                         | Foreclosed Property                        |                         |
| <b>DEBT SERVICE</b>                           |                   |                                       |                         | Emergencies & Other Deferred Charges       | 185.05                  |
| Principal Payments                            |                   |                                       |                         | State Aid Receivable                       | 31,729.00               |
| Interest Payments                             |                   |                                       |                         | Other Receivables                          | 997.10                  |
| <b>DEFERRED CHARGES</b>                       | <b>346.37</b>     |                                       |                         | <b>LIABILITIES</b>                         | <b>Total 244,008.74</b> |
| <b>SCHOOL, COUNTY, SPECIAL DISTRICT TAXES</b> | <b>608,435.29</b> |                                       |                         | Cash Liabilities                           | 63,495.82               |
| <b>RESERVE FOR UNCOLLECTED TAXES</b>          | <b>81,819.00</b>  |                                       |                         | Reserves for Receivables                   | 87,477.13               |
| <b>EXPENDITURES</b>                           | <b>TOTAL</b>      |                                       |                         | Surplus Dec. 31, 1969                      | 93,035.79               |
|   | <b>823,358.78</b> |                                       |                         | <b>Total</b>                               | <b>244,008.74</b>       |

1023  
Population 1960 520  
Population 1969 580  
  
Moody Rating  
Land Area .60 Sq. Miles

STOCKTON BORO - HUNTERDON COUNTY  
Net Valuation Taxable 3,260,978  
State Equalized Value 3,525,000  
Net Valuation on Which County Taxes are apportioned: 3,704,604  
State Equalization Ratio .9251  
General Tax Rate Per \$100. 3.20  
State Equalized General Tax Rate: 2.96

PER CAPITA:  
Gross Debt 105.39  
Net Debt  
Debt Service .04  
Total Tax Levy 172.47  
Municipal Expenditures 48.86

PER CENT:  
Gross Debt 1.80  
Net Debt  
Tax Levy Collected 90.19  
Tax Levy Cancelled, Abated or Adjusted

| 1969 EXPENDITURES                             |  | 1969 REVENUES                                  |  | 1969 PROPERTY TAX                               |            |
|---|--|--|--|---|------------|
| <b>GENERAL GOVERNMENT</b>                     |  | 1969 — Property Taxes Collected 90,223.31      |  | <b>STATE EQUALIZED TAX RATE</b>                 |            |
| Governing Body & Public Boards                |  | 1969 Payments in Lieu of Taxes                 |  | Local District School Taxes .71                 | 24,954.00  |
| Municipal Clerk                               |  | Delinquent Tax & Lien Collections 5,699.90     |  | Regional & Consolidated School Tax 1.42         | 50,097.01  |
| Financial Administration 1,050.00             |  | Business Personalty Replacement Taxes 3,513.00 |  | School Taxes in Municipal Budget                |            |
| Assessment of Taxes 850.00                    |  | Taxes from Public Utilities 10,571.82          |  | County Taxes .50                                | 17,477.29  |
| Collection of Taxes 900.00                    |  | Other Miscellaneous Tax Revenues               |  | County Library Taxes .02                        | 628.97     |
| Planning, Housing & Development               |  | State Aid Revenues 2,677.72                    |  | Local Municipal Purpose Taxes .19               | 6,640.03   |
| Human Resources                               |  | Federal Aid Revenues                           |  | Veteran & Senior Citizen Taxes .12              | 4,280.00   |
| Elections 300.00                              |  | Sale of Acquired Property                      |  | Total Taxes for Rate Computation 2.96           | 104,077.30 |
| General Administration (other) 1,795.00       |  | Other Miscellaneous Revenues 2,652.51          |  | Special District Taxes                          | 234.87     |
| <b>JUDICIARY</b>                              |  | 1969 Revenues Total 115,338.26                 |  | Bank Stock Taxes                                |            |
| Municipal Courts 350.00                       |  | Prior Years Surplus Appropriated               |  | Added and Omitted Taxes                         |            |
| <b>PUBLIC SAFETY</b>                          |  | <b>REVENUES TOTAL 115,338.26</b>               |  | Total Taxes Levied - ABSTRACT                   | 100,032.17 |
| Fire Protection 1,400.00                      |  |  |  | <b>TOTAL TAXES BILLED</b>                       | 100,032.17 |
| Police Protection 810.00                      |  |  |  | <b>1969 TAXES COLLECTED</b>                     | 90,223.31  |
| Civil Defense & Disaster Control 125.00       |  |  |  | 1969 Taxes Cancelled, Abated or Adjusted        |            |
| Environmental Inspection & Control            |  |  |  | Transfer to Tax Title Liens or Foreclosed       |            |
| Other Public Safety                           |  |  |  | Balance Outstanding Dec. 31, 1969               | 9,808.86   |
| <b>PUBLIC WORKS</b>                           |  |  |  | <b>PRIOR YEARS TAXES OUTSTANDING</b>            |            |
| Streets and Drainage 3,500.00                 |  |  |  | Balance January 1, 1969                         | 23,901.72  |
| Sewers and Sewage Processing                  |  |  |  | Collected in 1969                               | 5,699.90   |
| Garbage and Trash Disposal 4,525.00           |  |  |  | Cancelled, Abated or Adjusted (1969)            | 3,038.57   |
| Public Buildings and Grounds 1,130.00         |  |  |  | Transfers to Tax Title Liens or Foreclosed      |            |
| Other Public Works                            |  |  |  | Balance December 31, 1969                       | 15,163.25  |
| <b>HEALTH and WELFARE</b>                     |  |  |  | <b>TAX TITLE LIENS OUTSTANDING</b>              |            |
| Health Services Except Environmental 560.00   |  |  |  | Balance January 1, 1969                         |            |
| Welfare-Public Assistance 55.00               |  |  |  | Transfers From Taxes                            |            |
| Hospitals, Clinics, First Aid                 |  |  |  | Redeemed in 1969                                |            |
| Animal, Insect, & Rodent Control 95.00        |  |  |  | Cancelled, Abated or Adjusted (1969)            |            |
| Other Welfare Services                        |  |  |  | Transfers to Foreclosed Property                |            |
| <b>RECREATION and CONSERVATION</b>            |  |  |  | Balance December 31, 1969                       |            |
| Beaches and Boardwalks 45.00                  |  |  |  | <b>PROPERTY ACQUIRED BY DEED OR FORECLOSURE</b> |            |
| Parks, Playgrounds, Shade Trees               |  |  |  | Balance January 1, 1969                         |            |
| Land Reclamation & Conservation 100.00        |  |  |  | Transfers From Taxes or Liens                   |            |
| Other Recreational Services                   |  |  |  | Sale for Cash (1969)                            |            |
| <b>EDUCATION (excluding schools)</b>          |  |  |  | Cancelled, Abated or Adjusted (1969)            |            |
| Libraries                                     |  |  |  | Balance December 31, 1969                       |            |
| Other Educational Services                    |  |  |  | <b>CURRENT FINANCES DECEMBER 31, 1969</b>       |            |
| <b>STATUTORY EXPENDITURES</b>                 |  |  |  | <b>ASSETS</b>                                   |            |
| Pensions & F.I.C.A. 200.00                    |  |  |  | Cash Dec. 31, 1969                              | 16,237.26  |
| Employee Fringe Benefits                      |  |  |  | Taxes Receivable                                | 24,972.11  |
| Other Statutory Expenditures                  |  |  |  | Tax Title Liens                                 |            |
| <b>MUNICIPAL FUNCTIONS</b>                    |  |  |  | Foreclosed Property                             |            |
| <b>CAPITAL IMPROVEMENTS</b>                   |  |  |  | Emergencies & Other Deferred Charges            |            |
| <b>DEBT SERVICE</b>                           |  |  |  | State Aid Receivable 1,877.00                   |            |
| Principal Payments 25.00                      |  |  |  | Other Receivables 302.20                        |            |
| Interest Payments                             |  |  |  | Total 43,388.57                                 |            |
| <b>DEFERRED CHARGES</b>                       |  |  |  | <b>LIABILITIES</b>                              |            |
| SCHOOL, COUNTY, SPECIAL DISTRICT TAXES 600.00 |  |  |  | Cash Liabilities 4,921.93                       |            |
| RESERVE FOR UNCOLLECTED TAXES 93,157.27       |  |  |  | Reserves for Receivables 25,274.31              |            |
| 9,925.62                                      |  |  |  | Surplus Dec. 31, 1969 13,192.33                 |            |
| <b>EXPENDITURES TOTAL 121,497.89</b>          |  |  |  | Total 43,388.57                                 |            |

0510  
Population 1960 834  
Population 1969 690  
Moody Rating  
Land Area 1.10 Sq. Miles

STONE HARBOR BORO - CAPE MAY COUNTY  
Net Valuation Taxable 37,920,979  
State Equalized Value 57,788,751  
Net Valuation on Which County Taxes are apportioned: 54,569,031  
State Equalization Ratio .6562  
General Tax Rate Per \$100. 2.08  
State Equalized General Tax Rate: 1.36

PER CAPITA:  
Gross Debt 924.07  
Net Debt 839.80  
Debt Service 45.88  
Total Tax Levy 887.29  
Municipal Expenditures 861.53

PER CENT:  
Gross Debt 1.58  
Net Debt 1.44  
Tax Levy Collected 98.61  
Tax Levy Cancelled, Abated or Adjusted .01

| 1969 EXPENDITURES                             |              | 1969 REVENUES                              |              | 1969 PROPERTY TAX                              |                 |
|---|--------------|--|--------------|--|-----------------|
| <b>GENERAL GOVERNMENT</b>                     |              | 1969 — Property Taxes Collected 779,936.77 |              | <b>STATE EQUALIZED TAX RATE</b> .22 127,387.00 |                 |
| Governing Body & Public Boards                |              | 1969 Payments in Lieu of Taxes             |              | Local District School Taxes                    |                 |
| Municipal Clerk                               | 20,025.24    | Delinquent Tax & Lien Collections          | 15,137.37    | Regional & Consolidated School Tax             |                 |
| Financial Administration                      | 9,177.50     | Business Personalty Replacement Taxes      | 10,939.00    | School Taxes in Municipal Budget               |                 |
| Assessment of Taxes                           | 15,925.00    | Taxes from Public Utilities                | 51,026.50    | County Taxes                                   | .52 298,954.69  |
| Collection of Taxes                           | 120.00       | Other Miscellaneous Tax Revenues           |              | County Library Taxes                           | .01 7,826.39    |
| Planning, Housing & Development               |              | State Aid Revenues                         | 11,685.66    | Local Municipal Purpose Taxes                  | .60 344,294.37  |
| Human Resources                               | 50.00        | Federal Aid Revenues                       |              | Veteran & Senior Citizen Taxes                 | .02 8,830.00    |
| Elections                                     |              | Sale of Acquired Property                  | 737,950.00   | Total Taxes for Rate Computation               | 1.37 787,292.45 |
| General Administration (other)                | 89,610.94    | Other Miscellaneous Revenues               | 53,100.63    | Special District Taxes                         |                 |
| <b>JUDICIARY</b>                              |              | 1969 Revenues                              | 1,659,775.93 | Bank Stock Taxes                               | 1,705.63        |
| Municipal Courts                              | 4,850.00     | Prior Years Surplus Appropriated           | 288,190.57   | Added and Omitted Taxes                        | 9,521.17        |
| <b>PUBLIC SAFETY</b>                          |              | <b>REVENUES</b> <b>TOTAL</b> 1,947,966.50  |              | Total Taxes Levied - ABSTRACT                  | 789,689.25      |
| Fire Protection                               | 10,553.87    |  |              | <b>TOTAL TAXES BILLED</b>                      | 790,942.70      |
| Police Protection                             | 104,896.99   |  |              | 1969 TAXES COLLECTED                           | 779,936.77      |
| Civil Defense & Disaster Control              | 164.87       |  |              | 1969 Taxes Cancelled, Abated or Adjusted       | 110.00          |
| Environmental Inspection & Control            | 3,000.00     |  |              | Transfer to Tax Title Liens or Foreclosed      |                 |
| Other Public Safety                           |              |  |              | Balance Outstanding Dec. 31, 1969              | 10,895.93       |
| <b>PUBLIC WORKS</b>                           |              |  |              | <b>PRIOR YEARS TAXES OUTSTANDING</b>           |                 |
| Streets and Drainage                          | 75,700.00    |  |              | Balance January 1, 1969                        | 13,529.78       |
| Sewers and Sewage Processing                  | 30,301.47    |  |              | Collected in 1969                              | 13,529.78       |
| Garbage and Trash Disposal                    | 42,718.41    |  |              | Cancelled, Abated or Adjusted (1969)           |                 |
| Public Buildings and Grounds                  | 16,006.50    |  |              | Transfers to Tax Title Liens or Foreclosed     |                 |
| Other Public Works                            |              |  |              | Balance December 31, 1969                      |                 |
| <b>HEALTH and WELFARE</b>                     |              |  |              | <b>TAX TITLE LIENS OUTSTANDING</b>             |                 |
| Health Services Except Environmental          | 2,550.00     |  |              | Balance January 1, 1969                        | 1,607.59        |
| Welfare-Public Assistance                     | 200.00       |  |              | Transfers From Taxes                           |                 |
| Hospitals, Clinics, First Aid                 |              |  |              | Redeemed in 1969                               | 1,607.59        |
| Animal, Insect, & Rodent Control              | 6,333.07     |  |              | Cancelled, Abated or Adjusted (1969)           |                 |
| Other Welfare Services                        |              |  |              | Transfers to Foreclosed Property               |                 |
| <b>RECREATION and CONSERVATION</b>            |              |  |              | Balance December 31, 1969                      |                 |
| Beaches and Boardwalks                        | 65,849.52    |  |              | <b>PROPERTY ACQUIRED BY DEED OR</b>            |                 |
| Parks, Playgrounds, Shade Trees               | 33,266.52    |  |              | <b>FORECLOSURE</b>                             |                 |
| Land Reclamation & Conservation               |              |  |              | Balance January 1, 1969                        | 859,471.00      |
| Other Recreational Services                   | 24,150.10    |  |              | Transfers From Taxes or Liens                  |                 |
| <b>EDUCATION (excluding schools)</b>          |              |  |              | Sale for Cash (1969)                           | 737,950.00      |
| Libraries                                     |              |  |              | Cancelled, Abated or Adjusted (1969)           |                 |
| Other Educational Services                    |              |  |              | Balance December 31, 1969                      | 121,521.00      |
| <b>STATUTORY EXPENDITURES</b>                 |              |  |              | <b>CURRENT FINANCES DECEMBER 31, 1969</b>      |                 |
| Pensions & F.I.C.A.                           | 33,113.00    |  |              | <b>ASSETS</b>                                  |                 |
| Employee Fringe Benefits                      | 9,600.00     |  |              | Cash Dec. 31, 1969                             | 555,392.10      |
| Other Statutory Expenditures                  |              |  |              | Taxes Receivable                               | 10,895.93       |
| <b>MUNICIPAL FUNCTIONS</b> <b>TOTAL</b>       | 598,163.00   |  |              | Tax Title Liens                                |                 |
| <b>CAPITAL IMPROVEMENTS</b>                   | 32,500.00    |  |              | Foreclosed Property                            | 121,521.00      |
| <b>DEBT SERVICE</b>                           |              |  |              | Emergencies & Other Deferred Charges           | 19,500.00       |
| Principal Payments                            | 25,000.00    |  |              | State Aid Receivable                           |                 |
| Interest Payments                             | 15,836.00    |  |              | Other Receivables                              | 406,164.43      |
| <b>DEFERRED CHARGES</b>                       | 22,324.03    |  |              | <b>LIABILITIES</b>                             |                 |
| <b>SCHOOL, COUNTY, SPECIAL DISTRICT TAXES</b> | 434,168.08   |  |              | Cash Liabilities                               | 86,800.94       |
| <b>RESERVE FOR UNCOLLECTED TAXES</b>          | 72,942.20    |  |              | Reserves for Receivables                       | 288,581.36      |
| <b>EXPENDITURES</b> <b>TOTAL</b>              | 1,200,933.31 |  |              | Surplus Dec. 31, 1969                          | 738,091.16      |
|   |              |  |              | <b>Total</b>                                   | 1,113,473.46    |



0612  
Population 1960 1,010  
Population 1969 1,170  
  
Moody Rating  
Land Area 18.80 Sq. Miles

STOW CREEK TWP - CUMBERLAND COUNTY  
Net Valuation Taxable 1,859,537  
State Equalized Value 4,981,347  
Net Valuation on Which County Taxes are apportioned: 5,227,420  
State Equalization Ratio .3733  
General Tax Rate Per \$100. 8.15  
State Equalized General Tax Rate: 3.04

PER CAPITA:  
Gross Debt 34.19  
Net Debt  
Debt Service  
Total Tax Levy 126.16  
Municipal Expenditures 64.57

PER CENT:  
Gross Debt .83  
Net Debt  
Tax Levy Collected 87.64  
Tax Levy Cancelled, Abated or Adjusted .28

| 1969 EXPENDITURES                             |              | 1969 REVENUES                                     |                    | 1969 PROPERTY TAX                          |                   |
|---|--------------|---|--------------------|--|-------------------|
| <b>GENERAL GOVERNMENT</b>                     |              | <b>1969 — Property Taxes Collected</b>            |                    | <b>STATE EQUALIZED TAX RATE</b>            |                   |
| Governing Body & Public Boards                |              |   | 129,653.30         | Local District School Taxes                | 1.84              |
| Municipal Clerk                               |              |   |                    | Regional & Consolidated School Tax         |                   |
| Financial Administration                      | 1,900.00     | Delinquent Tax & Lien Collections                 | 12,444.85          | School Taxes in Municipal Budget           |                   |
| Assessment of Taxes                           | 1,500.00     | Business Personalty Replacement Taxes             | 10,762.00          | County Taxes                               | 1.12              |
| Collection of Taxes                           | 1,650.00     | Taxes from Public Utilities                       | 16,859.72          | County Library Taxes                       |                   |
| Planning, Housing & Development               | 900.00       | Other Miscellaneous Tax Revenues                  |                    | Local Municipal Purpose Taxes              |                   |
| Human Resources                               |              | State Aid Revenues                                | 25,039.78          | Veteran & Senior Citizen Taxes             | .09               |
| Elections                                     |              | Federal Aid Revenues                              |                    | Total Taxes for Rate Computation           | 3.05              |
| General Administration (other)                | 6,600.00     | Sale of Acquired Property                         |                    | Special District Taxes                     |                   |
| <b>JUDICIARY</b>                              |              | Other Miscellaneous Revenues                      | 3,207.47           | Bank Stock Taxes                           |                   |
| Municipal Courts                              | 1,250.00     | 1969 Revenues                                     | 197,967.12         | Added and Omitted Taxes                    | 607.18            |
| <b>PUBLIC SAFETY</b>                          |              | Prior Years Surplus Appropriated                  | 20,500.00          | Total Taxes Levied - ABSTRACT              | 147,610.73        |
| Fire Protection                               | 3,000.00     | <b>REVENUES</b>                                   | <b>218,467.12</b>  | <b>TOTAL TAXES BILLED</b>                  | <b>147,933.41</b> |
| Police Protection                             | 400.00       |   |                    | 1969 TAXES COLLECTED                       | 129,653.30        |
| Civil Defense & Disaster Control              | 100.00       |   |                    | 1969 Taxes Cancelled, Abated or Adjusted   | 407.50            |
| Environmental Inspection & Control            |              |   |                    | Transfer to Tax Title Liens or Foreclosed  |                   |
| Other Public Safety                           |              |   |                    | Balance Outstanding Dec. 31, 1969          | 17,872.61         |
| <b>PUBLIC WORKS</b>                           |              | <b>1969 REAL PROPERTY VALUATIONS</b>              |                    | <b>PRIOR YEARS TAXES OUTSTANDING</b>       |                   |
| Streets and Drainage                          | 10,675.00    | Code Class # of Parcels %VAL'N                    | ASSESSED VALUATION | Balance January 1, 1969                    | 12,448.10         |
| Sewers and Sewage Processing                  |              | 1 Vacant Land 81 2.73                             | 49,175.00          | Collected in 1969                          | 12,444.85         |
| Garbage and Trash Disposal                    | 800.00       | 2 Residential 142 32.01                           | 577,500.00         | Cancelled, Abated or Adjusted (1969)       | 3.25              |
| Public Buildings and Grounds                  | 2,500.00     | 3 Farm 179 62.12                                  | 1,120,700.00       | Transfers to Tax Title Liens or Foreclosed |                   |
| Other Public Works                            |              | 4a Commercial 10 3.14                             | 56,700.00          | Balance December 31, 1969                  |                   |
| <b>HEALTH and WELFARE</b>                     |              | 4c Apartments                                     |                    | <b>TAX TITLE LIENS OUTSTANDING</b>         |                   |
| Health Services Except Environmental          | 550.00       | Total 412 100.00                                  | 1,804,075.00       | Balance January 1, 1969                    |                   |
| Welfare-Public Assistance                     | 475.00       |   |                    | Transfers From Taxes                       |                   |
| Hospitals, Clinics, First Aid                 | 200.00       |   |                    | Redeemed in 1969                           |                   |
| Animal, Insect, & Rodent Control              |              |   |                    | Cancelled, Abated or Adjusted (1969)       |                   |
| Other Welfare Services                        |              |   |                    | Transfers to Foreclosed Property           |                   |
| <b>RECREATION and CONSERVATION</b>            |              | <b>CAPITAL DEBT AUTHORIZED, DECEMBER 31, 1969</b> |                    | Balance December 31, 1969                  |                   |
| Beaches and Boardwalks                        |              | ISSUED AND UNISSUED                               |                    | <b>PROPERTY ACQUIRED BY DEED OR</b>        |                   |
| Parks, Playgrounds, Shade Trees               |              | School  | 40,000             | <b>FORECLOSURE</b>                         |                   |
| Land Reclamation & Conservation               |              | Self-liquidating                                  |                    | Balance January 1, 1969                    |                   |
| Other Recreational Services                   |              | Other   |                    | Transfers From Taxes or Liens              |                   |
| <b>EDUCATION (excluding schools)</b>          |              | Total 40,000                                      |                    | Sale for Cash (1969)                       |                   |
| Libraries                                     |              |   |                    | Cancelled, Abated or Adjusted (1969)       |                   |
| Other Educational Services                    |              |   |                    | Balance December 31, 1969                  |                   |
| <b>STATUTORY EXPENDITURES</b>                 |              | <b>ISSUED AND OUTSTANDING</b>                     |                    | <b>CURRENT FINANCES DECEMBER 31, 1969</b>  |                   |
| Pensions & F.I.C.A.                           | 150.00       | School  | 40,000.00          | <b>ASSETS</b>                              |                   |
| Employee Fringe Benefits                      |              | Self-Liquidating                                  |                    | Cash Dec. 31, 1969                         | 127,607.86        |
| Other Statutory Expenditures                  |              | Other   |                    | Taxes Receivable                           | 17,872.61         |
| <b>MUNICIPAL FUNCTIONS</b>                    |              | Total 40,000.00                                   |                    | Tax Title Liens                            |                   |
| <b>CAPITAL IMPROVEMENTS</b>                   |              | <b>EQUALIZED VALUATION BASIS</b>                  |                    | Foreclosed Property                        |                   |
| <b>DEBT SERVICE</b>                           |              | <b>FOR NET DEBT COMPUTATION</b>                   | 4,838,654.33       | Emergencies & Other Deferred Charges       | 4,055.00          |
| Principal Payments                            |              | 1969 CAPITAL OUTLAY                               | 14,500.00          | State Aid Receivable                       | 27,566.89         |
| Interest Payments                             |              | Beaches and Boardwalks                            |                    | Other Receivables                          |                   |
| <b>DEFERRED CHARGES</b>                       |              | Parks and Playgrounds                             |                    | Total                                      | 177,102.36        |
| <b>SCHOOL, COUNTY, SPECIAL DISTRICT TAXES</b> |              | Public Buildings and Grounds                      |                    | <b>LIABILITIES</b>                         |                   |
| <b>RESERVE FOR UNCOLLECTED TAXES</b>          |              | Vehicular Equipment                               |                    | Cash Liabilities                           | 51,275.92         |
|   |              | Streets, Roads, Sidewalks, Storm Sewers           | 14,500.00          | Reserves for Receivables                   | 17,927.61         |
|   |              | Sewer System                                      |                    | Surplus Dec. 31, 1969                      | 107,898.83        |
|   |              | Water Service                                     |                    | Total                                      | 177,102.36        |
|   |              | Other Utilities                                   |                    |  |                   |
|   |              | Hospitals and Clinics                             |                    |  |                   |
|   |              | Garbage and Trash Disposal Facilities             |                    |  |                   |
|   |              | Health Equipment                                  |                    |  |                   |
|   |              | Library and Education Facilities                  |                    |  |                   |
|   |              | Conservation and Recreation                       |                    |  |                   |
|   |              | Other Expenditures                                |                    |  |                   |
| <b>EXPENDITURES</b>                           | <b>TOTAL</b> |   |                    |  |                   |
|   | 222,553.55   |   |                    |  |                   |

0432  
Population 1960 4,308  
Population 1969 9,750  
  
Moody Rating  
Land Area 1.47 Sq. Miles

# STRATFORD BCRO

Net Valuation Taxable 20,243,112  
State Equalized Value 44,894,903  
Net Valuation on Which County Taxes  
are apportioned: 42,662,711  
State Equalization Ratio .4509

# - CAMDEN

# COUNTY

General Tax Rate Per \$100. 8.28  
  
State Equalized  
General Tax Rate: 3.73

# PER CAPITA:

Gross Debt 156.93  
Net Debt 12.14  
Debt Service .10  
Total Tax Levy 168.16  
Municipal Expenditures 49.37

# PER CENT:

Gross Debt 3.64  
Net Debt .28  
Tax Levy Collected 99.22  
Tax Levy Cancelled, Abated  
or Adjusted .02

| 1969 EXPENDITURES                      |                     | 1969 REVENUES  |              | 1969 PROPERTY TAX                          |              |
|--|---------------------|--|--------------|--|--------------|
| <b>GENERAL GOVERNMENT</b>              |                     | 1969 — Property Taxes Collected 1,625,809.99             |              | <b>STATE EQUALIZED TAX RATE</b>            |              |
| Governing Body & Public Boards         |                     | 1969 Payments in Lieu of Taxes 3,845.05                  |              | Local District School Taxes 1.37           | 616,181.50   |
| Municipal Clerk                        |                     | Delinquent Tax & Lien Collections 11,603.35              |              | Regional & Consolidated School Tax .96     | 431,514.40   |
| Financial Administration               | 12,773.29           | Business Personalty Replacement Taxes 22,894.00          |              | School Taxes in Municipal Budget           |              |
| Assessment of Taxes                    | 4,110.00            | Taxes from Public Utilities 95,251.66                    |              | County Taxes .89                           | 398,920.25   |
| Collection of Taxes                    | 5,225.00            | Other Miscellaneous Tax Revenues                         |              | County Library Taxes .02                   | 8,822.21     |
| Planning, Housing & Development        | 1,731.73            | State Aid Revenues 24,589.14                             |              | Local Municipal Purpose Taxes .38          | 172,127.51   |
| Human Resources                        |                     | Federal Aid Revenues                                     |              | Veteran & Senior Citizen Taxes .11         | 49,580.00    |
| Elections                              | 1,490.00            | Sale of Acquired Property                                |              | Total Taxes for Rate Computation 3.73      | 1,677,145.87 |
| General Administration (other)         | 33,090.35           | Other Miscellaneous Revenues                             |              | Special District Taxes                     |              |
| <b>JUDICIARY</b>                       |                     | 1969 Revenues  | 36,655.11    | Bank Stock Taxes                           | 472.49       |
| Municipal Courts                       | 9,376.87            | Prior Years Surplus Appropriated 135,000.00              |              | Added and Omitted Taxes                    | 11,567.82    |
| <b>PUBLIC SAFETY</b>                   |                     | <b>REVENUES TOTAL</b> 1,955,648.30                       |              | Total Taxes Levied - ABSTRACT              | 1,639,606.18 |
| Fire Protection                        | 13,075.00           |  |              | <b>TOTAL TAXES BILLED</b>                  | 1,638,556.55 |
| Police Protection                      | 112,215.47          |  |              | <b>1969 TAXES COLLECTED</b>                | 1,625,809.99 |
| Civil Defense & Disaster Control       | 970.84              |  |              | 1969 Taxes Cancelled, Abated or Adjusted   | 254.10       |
| Environmental Inspection & Control     | 2,725.00            |  |              | Transfer to Tax Title Liens or Foreclosed  |              |
| Other Public Safety                    |                     |  |              | Balance Outstanding Dec. 31, 1969          | 12,492.46    |
| <b>PUBLIC WORKS</b>                    |                     | <b>1969 REAL PROPERTY VALUATIONS</b>                     |              | <b>PRIOR YEARS TAXES OUTSTANDING</b>       |              |
| Streets and Drainage                   | 58,683.79           | <b>Code Class # of Parcels %VAL'N ASSESSED VALUATION</b> |              | Balance January 1, 1969                    | 11,004.11    |
| Sewers and Sewage Processing           |                     | 1 Vacant Land 85 1.47 293,975.00                         |              | Collected in 1969                          | 9,355.57     |
| Garbage and Trash Disposal             | 40,000.00           | 2 Residential 1989 71.07 14,204,055.00                   |              | Cancelled, Abated or Adjusted (1969)       |              |
| Public Buildings and Grounds           | 7,333.00            | 3 Farm   |              | Transfers to Tax Title Liens or Foreclosed |              |
| Other Public Works                     | 5,007.00            | 4a Commercial 81 14.93 2,984,025.00                      |              | Balance December 31, 1969                  | 1,648.54     |
| <b>HEALTH and WELFARE</b>              |                     | 4b Industrial  |              | <b>TAX TITLE LIENS OUTSTANDING</b>         |              |
| Health Services Except Environmental   | 2,020.00            | 4c Apartments 13 12.53 2,504,875.00                      |              | Balance January 1, 1969                    | 4,339.24     |
| Welfare-Public Assistance              | 1,800.00            | Total 2168 100.00 19,986,930.00                          |              | Transfers From Taxes                       |              |
| Hospitals, Clinics, First Aid          |                     |  |              | Redeemed in 1969                           | 2,247.78     |
| Animal, Insect, & Rodent Control       |                     |  |              | Cancelled, Abated or Adjusted (1969)       |              |
| Other Welfare Services                 |                     |  |              | Transfers to Foreclosed Property           |              |
| <b>RECREATION and CONSERVATION</b>     |                     | <b>CAPITAL DEBT AUTHORIZED, DECEMBER 31, 1969</b>        |              | Balance December 31, 1969                  | 2,091.46     |
| Beaches and Boardwalks                 |                     | <b>ISSUED AND UNISSUED GROSS DEBT NET DEBT</b>           |              | <b>PROPERTY ACQUIRED BY DEED OR</b>        |              |
| Parks, Playgrounds, Shade Trees        | 17,490.00           | School 1,411,722   | 1,411,722.01 | <b>FORECLOSURE</b>                         |              |
| Land Reclamation & Conservation        |                     | Self-Liquidating   |              | Balance January 1, 1969                    | 10,538.00    |
| Other Recreational Services            | 2,350.00            | Other 118,339  | 118,339      | Transfers From Taxes or Liens              |              |
| <b>EDUCATION (excluding schools)</b>   |                     | Total 1,530,061  | 118,339      | Sale for Cash (1969)                       |              |
| Libraries                              | 974.00              |  |              | Cancelled, Abated or Adjusted (1969)       |              |
| Other Educational Services             |                     |  |              | Balance December 31, 1969                  | 10,538.00    |
| <b>STATUTORY EXPENDITURES</b>          |                     | <b>ISSUED AND OUTSTANDING</b>                            |              | <b>CURRENT FINANCES DECEMBER 31, 1969</b>  |              |
| Pensions & F.I.C.A.                    | 20,155.95           | School 1,411,722.01                                      |              | <b>ASSETS</b>                              |              |
| Employee Fringe Benefits               | 8,874.71            | Self-Liquidating   |              | Cash Dec. 31, 1969                         | 347,480.63   |
| Other Statutory Expenditures           |                     | Other  |              | Taxes Receivable                           | 14,141.00    |
| <b>MUNICIPAL FUNCTIONS</b>             |                     | Total 1,411,722.01                                       |              | Tax Title Liens                            | 2,091.46     |
| <b>CAPITAL IMPROVEMENTS</b>            |                     | <b>EQUALIZED VALUATION BASIS</b>                         |              | Foreclosed Property                        | 10,538.00    |
| <b>DEBT SERVICE</b>                    |                     | <b>FOR NET DEBT COMPUTATION</b>                          |              | Emergencies & Other Deferred Charges       | 7,000.00     |
| Principal Payments                     |                     | 1969 CAPITAL OUTLAY TOTAL 38,261.94                      |              | State Aid Receivable                       | 3,000.00     |
| Interest Payments                      | 1,000.00            | Beaches and Boardwalks                                   |              | Other Receivables                          | 24,307.50    |
| <b>DEFERRED CHARGES</b>                |                     | Parks and Playgrounds                                    |              | Total                                      | 408,558.59   |
| SCHOOL, COUNTY, SPECIAL DISTRICT TAXES | 12,500.00           | Public Buildings and Grounds                             |              | <b>LIABILITIES</b>                         |              |
| <b>RESERVE FOR UNCOLLECTED TAXES</b>   |                     | Vehicular Equipment 72.00                                |              | Cash Liabilities                           | 44,573.54    |
|  | 71,021.00           | Streets, Roads, Sidewalks, Storm Sewers                  | 20,400.00    | Reserves for Receivables                   | 51,077.96    |
| <b>EXPENDITURES</b>                    |                     | Sewer System   |              | Surplus Dec. 31, 1969                      | 312,907.09   |
|  |                     | Water Service  |              | Total                                      | 408,558.59   |
|  |                     | Other Utilities  |              |  |              |
|  |                     | Hospitals and Clinics                                    |              |  |              |
|  |                     | Garbage and Trash Disposal Facilities                    |              |  |              |
|  |                     | Health Equipment   |              |  |              |
|  |                     | Library and Education Facilities                         |              |  |              |
|  |                     | Conservation and Recreation                              |              |  |              |
|  |                     | Other Expenditures                                       | 17,789.94    |  |              |
| <b>TOTAL</b>                           | <b>1,936,831.36</b> |  |              |  |              |

2018  
Population 1960 23,677  
Population 1969 25,210  
S & P Rating AA  
Moody Rating AA  
Land Area 6.00 Sq. Miles

SUMMIT CITY - UNION COUNTY  
Net Valuation Taxable 109,457,330  
State Equalized Value 289,799,655 General Tax Rate Per \$100. 7.25  
Net Valuation on Which County Taxes are apportioned: 279,966,271  
State Equalization Ratio .3777 General Tax Rate: 2.73

PER CAPITA:  
Gross Debt 298.76  
Net Debt 62.03  
Debt Service 29.23  
Total Tax Levy 313.03  
Municipal Expenditures 184.35  
PER CENT:  
Gross Debt 2.79  
Net Debt .58  
Tax Levy Collected 98.09  
Tax Levy Cancelled, Abated or Adjusted .10

| 1969 EXPENDITURES                      |                            | 1969 REVENUES                         |                            | 1969 PROPERTY TAX                          |                   |
|--|----------------------------|---------------------------------------|----------------------------|--|-------------------|
| <b>GENERAL GOVERNMENT</b>              |                            | 1969 — Property Taxes Collected       |                            | STATE EQUALIZED TAX RATE                   |                   |
| Governing Body & Public Boards         |                            |                                       | 7,743,309.59               | Local District School Taxes                | 1.51 4,387,196.50 |
| Municipal Clerk                        |                            | 1969 Payments in Lieu of Taxes        | 38,077.72                  | Regional & Consolidated School Tax         |                   |
| Financial Administration               | 153,726.00                 | Delinquent Tax & Lien Collections     | 120,234.65                 | School Taxes in Municipal Budget           | .20 570,997.00    |
| Assessment of Taxes                    | 19,917.00                  | Business Personalty Replacement Taxes | 234,221.00                 | County Taxes                               | .42 1,220,890.15  |
| Collection of Taxes                    | 21,595.00                  | Taxes from Public Utilities           | 610,424.00                 | County Library Taxes                       |                   |
| Planning, Housing & Development        | 6,050.00                   | Other Miscellaneous Tax Revenues      | 9,216.00                   | Local Municipal Purpose Taxes              | .57 1,646,686.57  |
| Human Resources                        |                            | State Aid Revenues                    | 148,997.01                 | Veteran & Senior Citizen Taxes             | .04 107,170.00    |
| Elections                              |                            | Federal Aid Revenues                  |                            | Total Taxes for Rate Computation           | 2.74 7,932,940.22 |
| General Administration (other)         | 126,381.00                 | Sale of Acquired Property             |                            | Special District Taxes                     |                   |
| <b>JUDICIARY</b>                       |                            | Other Miscellaneous Revenues          | 603,715.43                 | Bank Stock Taxes                           | 22,710.56         |
| Municipal Courts                       | 26,855.00                  | 1969 Revenues                         | 9,508,195.40               | Added and Omitted Taxes                    | 43,007.00         |
| <b>PUBLIC SAFETY</b>                   |                            | Prior Years Surplus Appropriated      | 780,000.00                 | Total Taxes Levied - ABSTRACT              | 7,891,487.78      |
| Fire Protection                        | 407,199.92                 | <b>REVENUES</b>                       | <b>TOTAL</b> 10,288,195.40 | <b>TOTAL TAXES BILLED</b>                  | 7,894,203.99      |
| Police Protection                      | 587,274.00                 |                                       |                            | 1969 TAXES COLLECTED                       | 7,743,309.59      |
| Civil Defense & Disaster Control       | 4,550.00                   |                                       |                            | 1969 Taxes Cancelled, Abated or Adjusted   | 8,046.25          |
| Environmental Inspection & Control     | 24,970.00                  |                                       |                            | Transfer to Tax Title Liens or Foreclosed  | 543.75            |
| Other Public Safety                    |                            |                                       |                            | Balance Outstanding Dec. 31, 1969          | 142,304.40        |
| <b>PUBLIC WORKS</b>                    |                            |                                       |                            | <b>PRIOR YEARS TAXES OUTSTANDING</b>       |                   |
| Streets and Drainage                   | 213,692.16                 |                                       |                            | Balance January 1, 1969                    | 124,528.46        |
| Sewers and Sewage Processing           | 131,275.20                 |                                       |                            | Collected in 1969                          | 120,168.52        |
| Garbage and Trash Disposal             | 273,165.00                 |                                       |                            | Cancelled, Abated or Adjusted (1969)       | 2,747.19          |
| Public Buildings and Grounds           | 98,124.00                  |                                       |                            | Transfers to Tax Title Liens or Foreclosed |                   |
| Other Public Works                     |                            |                                       |                            | Balance December 31, 1969                  | 1,612.75          |
| <b>HEALTH and WELFARE</b>              |                            |                                       |                            | <b>TAX TITLE LIENS OUTSTANDING</b>         |                   |
| Health Services Except Environmental   | 64,230.01                  |                                       |                            | Balance January 1, 1969                    | 2,589.90          |
| Welfare-Public Assistance              | 43,620.00                  |                                       |                            | Transfers From Taxes                       | 543.75            |
| Hospitals, Clinics, First Aid          |                            |                                       |                            | Redeemed in 1969                           | 66.13             |
| Animal, Insect, & Rodent Control       | 7,395.00                   |                                       |                            | Cancelled, Abated or Adjusted (1969)       |                   |
| Other Welfare Services                 |                            |                                       |                            | Transfers to Foreclosed Property           |                   |
| <b>RECREATION and CONSERVATION</b>     |                            |                                       |                            | Balance December 31, 1969                  | 3,067.52          |
| Beaches and Boardwalks                 |                            |                                       |                            | <b>PROPERTY ACQUIRED BY DEED OR</b>        |                   |
| Parks, Playgrounds, Shade Trees        | 87,410.00                  |                                       |                            | <b>FORECLOSURE</b>                         |                   |
| Land Reclamation & Conservation        |                            |                                       |                            | Balance January 1, 1969                    | 17,150.00         |
| Other Recreational Services            | 168,059.00                 |                                       |                            | Transfers From Taxes or Liens              |                   |
| <b>EDUCATION (excluding schools)</b>   |                            |                                       |                            | Sale for Cash (1969)                       |                   |
| Libraries                              | 188,448.00                 |                                       |                            | Cancelled, Abated or Adjusted (1969)       |                   |
| Other Educational Services             |                            |                                       |                            | Balance December 31, 1969                  | 17,150.00         |
| <b>STATUTORY EXPENDITURES</b>          |                            |                                       |                            | <b>CURRENT FINANCES DECEMBER 31, 1969</b>  |                   |
| Pensions & F.I.C.A.                    | 266,671.89                 |                                       |                            | <b>ASSETS</b>                              |                   |
| Employee Fringe Benefits               |                            |                                       |                            | Cash Dec. 31, 1969                         | 1,344,276.32      |
| Other Statutory Expenditures           |                            |                                       |                            | Taxes Receivable                           | 143,917.15        |
| <b>MUNICIPAL FUNCTIONS</b>             |                            |                                       |                            | Tax Title Liens                            | 3,067.52          |
| <b>CAPITAL IMPROVEMENTS</b>            |                            |                                       |                            | Foreclosed Property                        | 17,150.00         |
| <b>DEBT SERVICE</b>                    |                            |                                       |                            | Emergencies & Other Deferred Charges       | 85,200.00         |
| Principal Payments                     | 487,500.00                 |                                       |                            | State Aid Receivable                       | 55,440.45         |
| Interest Payments                      | 249,336.75                 |                                       |                            | Other Receivables                          | 17,432.69         |
| <b>TYPE I SCHL DEBT *MEMO</b>          |                            |                                       |                            | Total                                      | 1,666,484.13      |
| <b>DEFERRED CHARGES</b>                |                            |                                       |                            | <b>LIABILITIES</b>                         |                   |
| SCHOOL, COUNTY, SPECIAL DISTRICT TAXES | 6,179,083.65               |                                       |                            | Cash Liabilities                           | 353,894.68        |
| RESERVE FOR UNCOLLECTED TAXES          | 779,769.46                 |                                       |                            | Reserves for Receivables                   | 181,567.36        |
| <b>EXPENDITURES</b>                    | <b>TOTAL</b> 10,826,484.79 |                                       |                            | Surplus Dec. 31, 1969                      | 1,131,022.09      |
|  |                            |                                       |                            | Total                                      | 1,666,484.13      |

\* ABOVE DEBT SERVICE INCLUDES TYPE I SCHOOL DEBT

|                 |               |                                     |            |                             |      |                        |          |                            |       |
|-----------------|---------------|-------------------------------------|------------|-----------------------------|------|------------------------|----------|----------------------------|-------|
| 1531            |               | SURF CITY BCRO                      | - OCEAN    | COUNTY                      |      | PER CAPITA:            |          | PER CENT:                  |       |
| Population 1960 | 419           | Net Valuation Taxable               | 31,936,114 |                             |      | Gross Debt             | 2,684.45 | Gross Debt                 | 5.60  |
| Population 1969 | 560           | State Equalized Value               | 29,398,981 | General Tax Rate Per \$100. | 1.83 | Net Debt               | 649.92   | Net Debt                   | 1.36  |
|                 |               | Net Valuation on Which County Taxes |            |                             |      | Debt Service           |          | Tax Levy Collected         | 97.93 |
| Moody Rating    |               | are apportioned:                    | 28,117,205 | State Equalized             |      | Total Tax Levy         | 1,041.98 | Tax Levy Cancelled, Abated |       |
| Land Area       | .90 Sq. Miles | State Equalization Ratio            | 1.0863     | General Tax Rate:           | 1.98 | Municipal Expenditures | 944.11   | or Adjusted                |       |

| 1969 EXPENDITURES                             |                   | 1969 REVENUES                                     |                    | 1969 PROPERTY TAX                          |                   |
|---|-------------------|---|--------------------|--|-------------------|
| <b>GENERAL GOVERNMENT</b>                     |                   |   |                    | <b>STATE EQUALIZED TAX RATE</b>            |                   |
| Governing Body & Public Boards                |                   | 1969 — Property Taxes Collected                   | 571,411.30         | Local District School Taxes                | .28 80,918.08     |
| Municipal Clerk                               |                   | 1969 Payments in Lieu of Taxes                    |                    | Regional & Consolidated School Tax         | .40 116,825.03    |
| Financial Administration                      | 17,950.00         | Delinquent Tax & Lien Collections                 | 9,199.37           | School Taxes in Municipal Budget           |                   |
| Assessment of Taxes                           | 26,100.00         | Business Personalty Replacement Taxes             | 6,053.00           | County Taxes                               | .50 147,120.82    |
| Collection of Taxes                           | 9,725.00          | Taxes from Public Utilities                       | 37,889.84          | County Library Taxes                       | .02 6,041.63      |
| Planning, Housing & Development               | 3,332.40          | Other Miscellaneous Tax Revenues                  |                    | Local Municipal Purpose Taxes              | .76 223,003.24    |
| Human Resources                               |                   | State Aid Revenues                                | 6,354.24           | Veteran & Senior Citizen Taxes             | .03 8,800.00      |
| Elections                                     |                   | Federal Aid Revenues                              |                    | Total Taxes for Rate Computation           | 1.99 582,708.80   |
| General Administration (other)                | 26,200.00         | Sale of Acquired Property                         | 9,040.00           | Special District Taxes                     |                   |
| <b>JUDICIARY</b>                              |                   | Other Miscellaneous Revenues                      | 80,195.75          | Bank Stock Taxes                           | 496.76            |
| Municipal Courts                              | 5,600.00          | 1969 Revenues                                     | 720,143.50         | Added and Omitted Taxes                    | 9,105.35          |
| <b>PUBLIC SAFETY</b>                          |                   | Prior Years Surplus Appropriated                  | 198,000.00         | Total Taxes Levied - ABSTRACT              | 583,510.91        |
| Fire Protection                               | 8,225.00          | <b>REVENUES</b>                                   | <b>918,143.50</b>  | <b>TOTAL TAXES BILLED</b>                  | <b>583,510.91</b> |
| Police Protection                             | 58,800.00         |   |                    | <b>1969 TAXES COLLECTED</b>                | <b>571,411.30</b> |
| Civil Defense & Disaster Control              | 500.00            | <b>1969 REAL PROPERTY VALUATIONS</b>              |                    | 1969 Taxes Cancelled, Abated or Adjusted   |                   |
| Environmental Inspection & Control            | 3,500.00          | Code Class # of Parcels %VAL'N                    | ASSESSED VALUATION | Transfer to Tax Title Liens or Foreclosed  |                   |
| Other Public Safety                           |                   | 1 Vacant Land 344 9.11                            | 2,888,600.00       | Balance Outstanding Dec. 31, 1969          | 12,099.61         |
| <b>PUBLIC WORKS</b>                           |                   | 2 Residential 1601 83.71                          | 26,539,700.00      | <b>PRIOR YEARS TAXES OUTSTANDING</b>       |                   |
| Streets and Drainage                          | 53,569.00         | 3 Farm  |                    | Balance January 1, 1969                    | 9,199.37          |
| Sewers and Sewage Processing                  |                   | 4a Commercial 59 7.18                             | 2,277,400.00       | Collected in 1969                          | 9,199.37          |
| Garbage and Trash Disposal                    | 34,267.60         | 4b Industrial                                     |                    | Cancelled, Abated or Adjusted (1969)       |                   |
| Public Buildings and Grounds                  | 7,700.00          | 4c Apartments                                     |                    | Transfers to Tax Title Liens or Foreclosed |                   |
| Other Public Works                            |                   | Total 2004 100.00                                 | 31,705,700.00      | Balance December 31, 1969                  |                   |
| <b>HEALTH and WELFARE</b>                     |                   | <b>CAPITAL DEBT AUTHORIZED, DECEMBER 31, 1969</b> |                    | <b>TAX TITLE LIENS OUTSTANDING</b>         |                   |
| Health Services Except Environmental          | 500.00            | ISSUED AND UNISSUED                               | GROSS DEBT         | Balance January 1, 1969                    | 3,773.21          |
| Welfare-Public Assistance                     | 1,000.00          | School  | 616,334            | Transfers From Taxes                       |                   |
| Hospitals, Clinics, First Aid                 |                   | Self-liquidating                                  | 523,000            | Redeemed in 1969                           |                   |
| Animal, Insect, & Rodent Control              | 1,550.00          | Other   | 363,957            | Cancelled, Abated or Adjusted (1969)       |                   |
| Other Welfare Services                        |                   | Total   | 1,503,291          | Transfers to Foreclosed Property           |                   |
| <b>RECREATION and CONSERVATION</b>            |                   | ISSUED AND OUTSTANDING                            |                    | Balance December 31, 1969                  | 3,773.21          |
| Beaches and Boardwalks                        | 63,300.00         | School  | 305,362.70         | <b>PROPERTY ACQUIRED BY DEED OR</b>        |                   |
| Parks, Playgrounds, Shade Trees               | 1,500.00          | Self-Liquidating                                  | 470,000.00         | <b>FORECLOSURE</b>                         |                   |
| Land Reclamation & Conservation               |                   | Other   |                    | Balance January 1, 1969                    | 16,725.00         |
| Other Recreational Services                   |                   | Total   | 775,362.70         | Transfers From Taxes or Liens              |                   |
| <b>EDUCATION (excluding schools)</b>          |                   | <b>EQUALIZED VALUATION BASIS</b>                  |                    | Sale for Cash (1969)                       |                   |
| Libraries                                     | 200.00            | <b>FOR NET DEBT COMPUTATION</b>                   | 26,824,497.00      | Cancelled, Abated or Adjusted (1969)       |                   |
| Other Educational Services                    |                   | 1969 CAPITAL OUTLAY                               | TOTAL              | Balance December 31, 1969                  | 16,725.00         |
| <b>STATUTORY EXPENDITURES</b>                 |                   | Beaches and Boardwalks                            | 131,356.81         | <b>CURRENT FINANCES DECEMBER 31, 1969</b>  |                   |
| Pensions & F.I.C.A.                           | 19,544.00         | Parks and Playgrounds                             | 46,594.97          | <b>ASSETS</b>                              |                   |
| Employee Fringe Benefits                      | 4,800.00          | Public Buildings and Grounds                      | 1,500.00           | Cash Dec. 31, 1969                         | 336,331.85        |
| Other Statutory Expenditures                  |                   | Vehicular Equipment                               | 18,336.83          | Taxes Receivable                           | 12,099.61         |
| <b>MUNICIPAL FUNCTIONS</b>                    | <b>TOTAL</b>      | Streets, Roads, Sidewalks, Storm Sewers           | 13,500.00          | Tax Title Liens                            | 3,773.21          |
| <b>CAPITAL IMPROVEMENTS</b>                   | <b>35,000.00</b>  | Sewer System                                      |                    | Foreclosed Property                        | 16,725.00         |
| <b>DEBT SERVICE</b>                           |                   | Water Service                                     |                    | Emergencies & Other Deferred Charges       | 28,000.00         |
| Principal Payments                            |                   | Other Utilities                                   |                    | State Aid Receivable                       | 29,421.09         |
| Interest Payments                             |                   | Hospitals and Clinics                             |                    | Other Receivables                          | 116,405.53        |
| <b>DEFERRED CHARGES</b>                       | <b>111,367.56</b> | Garbage and Trash Disposal Facilities             |                    | Total                                      | 542,756.29        |
| <b>SCHOOL, COUNTY, SPECIAL DISTRICT TAXES</b> | <b>350,905.56</b> | Health Equipment                                  |                    | <b>LIABILITIES</b>                         |                   |
| <b>RESERVE FOR UNCOLLECTED TAXES</b>          | <b>34,469.44</b>  | Library and Education Facilities                  |                    | Cash Liabilities                           | 180,803.03        |
|   |                   | Conservation and Recreation                       |                    | Reserves for Receivables                   | 149,003.35        |
| <b>EXPENDITURES</b>                           | <b>TOTAL</b>      | Other Expenditures                                | 51,425.01          | Surplus Dec. 31, 1969                      | 212,949.91        |
|   | <b>879,605.56</b> |   |                    | Total                                      | <b>542,756.29</b> |

1921  
Population 1960 1,656  
Population 1969 1,920  
  
Moody Rating  
Land Area .90 Sq. Miles

SUSSEX BORO - SUSSEX COUNTY  
Net Valuation Taxable 8,106,633  
State Equalized Value 9,591,378 General Tax Rate Per \$100. 5.58  
Net Valuation on Which County Taxes are apportioned: 9,352,058 State Equalized  
State Equalization Ratio .8452 General Tax Rate: 4.71

PER CAPITA:  
Gross Debt 303.43  
Net Debt 67.80  
Debt Service  
Total Tax Levy 232.32  
Municipal Expenditures 90.25

PER CENT:  
Gross Debt 7.01  
Net Debt 1.57  
Tax Levy Collected 90.45  
Tax Levy Cancelled, Abated or Adjusted

| 1969 EXPENDITURES                      |            | 1969 REVENUES                              |            | 1969 PROPERTY TAX                          |               |
|--|------------|--|------------|--|---------------|
| <b>GENERAL GOVERNMENT</b>              |            | 1969 — Property Taxes Collected 403,459.16 |            | <b>STATE EQUALIZED TAX RATE</b>            |               |
| Governing Body & Public Boards         |            | 1969 Payments in Lieu of Taxes             |            | Local District School Taxes                |               |
| Municipal Clerk                        |            | Delinquent Tax & Lien Collections          | 39,532.73  | Regional & Consolidated School Tax 3.39    | 324,708.14    |
| Financial Administration               | 11,167.81  | Business Personalty Replacement Taxes      | 26,914.00  | School Taxes in Municipal Budget           |               |
| Assessment of Taxes                    | 989.00     | Taxes from Public Utilities                | 14,764.97  | County Taxes                               | .68 65,185.72 |
| Collection of Taxes                    | 1,363.75   | Other Miscellaneous Tax Revenues           |            | County Library Taxes                       | .03 2,972.45  |
| Planning, Housing & Development        |            | State Aid Revenues                         | 7,698.86   | Local Municipal Purpose Taxes              | .52 49,786.23 |
| Human Resources                        |            | Federal Aid Revenues                       |            | Veteran & Senior Citizen Taxes             | .10 9,880.00  |
| Elections                              |            | Sale of Acquired Property                  |            | Total Taxes for Rate Computation 4.72      | 452,532.54    |
| General Administration (other)         | 8,023.00   | Other Miscellaneous Revenues               | 16,305.56  | Special District Taxes                     |               |
| <b>JUDICIARY</b>                       |            | 1969 Revenues Total                        | 508,675.28 | Bank Stock Taxes                           | 3,399.45      |
| Municipal Courts                       | 2,650.00   | Prior Years Surplus Appropriated           | 47,000.00  | Added and Omitted Taxes                    |               |
| <b>PUBLIC SAFETY</b>                   |            | REVENUES TOTAL                             | 555,675.28 | Total Taxes Levied - ABSTRACT              | 446,051.99    |
| Fire Protection                        | 4,500.00   |  |            | <b>TOTAL TAXES BILLED</b>                  | 446,051.99    |
| Police Protection                      | 25,184.95  |  |            | 1969 TAXES COLLECTED                       | 403,459.16    |
| Civil Defense & Disaster Control       | 1,928.00   |  |            | 1969 Taxes Cancelled, Abated or Adjusted   |               |
| Environmental Inspection & Control     | 325.00     |  |            | Transfer to Tax Title Liens or Foreclosed  |               |
| Other Public Safety                    |            |  |            | Balance Outstanding Dec. 31, 1969          | 42,592.83     |
| <b>PUBLIC WORKS</b>                    |            |  |            | <b>PRIOR YEARS TAXES OUTSTANDING</b>       |               |
| Streets and Drainage                   | 27,036.07  |  |            | Balance January 1, 1969                    | 40,658.56     |
| Sewers and Sewage Processing           |            |  |            | Collected in 1969                          | 37,024.11     |
| Garbage and Trash Disposal             | 1,600.00   |  |            | Cancelled, Abated or Adjusted (1969)       |               |
| Public Buildings and Grounds           | 6,070.00   |  |            | Transfers to Tax Title Liens or Foreclosed |               |
| Other Public Works                     |            |  |            | Balance December 31, 1969                  | 3,634.45      |
| <b>HEALTH and WELFARE</b>              |            |  |            | <b>TAX TITLE LIENS OUTSTANDING</b>         |               |
| Health Services Except Environmental   | 2,972.00   |  |            | Balance January 1, 1969                    | 6,945.45      |
| Welfare-Public Assistance              | 800.00     |  |            | Transfers From Taxes                       |               |
| Hospitals, Clinics, First Aid          | 1,250.00   |  |            | Redeemed in 1969                           | 2,508.62      |
| Animal, Insect, & Rodent Control       |            |  |            | Cancelled, Abated or Adjusted (1969)       |               |
| Other Welfare Services                 |            |  |            | Transfers to Foreclosed Property           |               |
| <b>RECREATION and CONSERVATION</b>     |            |  |            | Balance December 31, 1969                  | 4,436.83      |
| Beaches and Boardwalks                 | 1,474.00   |  |            | <b>PROPERTY ACQUIRED BY DEED OR</b>        |               |
| Parks, Playgrounds, Shade Trees        |            |  |            | <b>FORECLOSURE</b>                         |               |
| Land Reclamation & Conservation        |            |  |            | Balance January 1, 1969                    | 18,775.00     |
| Other Recreational Services            | 2,481.44   |  |            | Transfers From Taxes or Liens              |               |
| <b>EDUCATION (excluding schools)</b>   |            |  |            | Sale for Cash (1969)                       |               |
| Libraries                              | 1,500.00   |  |            | Cancelled, Abated or Adjusted (1969)       |               |
| Other Educational Services             |            |  |            | Balance December 31, 1969                  | 18,775.00     |
| <b>STATUTORY EXPENDITURES</b>          |            |  |            | <b>CURRENT FINANCES DECEMBER 31, 1969</b>  |               |
| Pensions & F.I.C.A.                    | 4,600.00   |  |            | <b>ASSETS</b>                              |               |
| Employee Fringe Benefits               | 1,684.98   |  |            | Cash Dec. 31, 1969                         | 100,142.17    |
| Other Statutory Expenditures           |            |  |            | Taxes Receivable                           | 46,227.28     |
| <b>MUNICIPAL FUNCTIONS</b>             |            |  |            | Tax Title Liens                            | 4,436.83      |
| <b>CAPITAL IMPROVEMENTS</b>            |            |  |            | Foreclosed Property                        | 18,775.00     |
| <b>DEBT SERVICE</b>                    |            |  |            | Emergencies & Other Deferred Charges       | 1,195.58      |
| Principal Payments                     |            |  |            | State Aid Receivable                       |               |
| Interest Payments                      |            |  |            | Other Receivables                          |               |
| <b>DEFERRED CHARGES</b>                |            |  |            | Total                                      | 170,776.86    |
| SCHOOL, COUNTY, SPECIAL DISTRICT TAXES | 3,477.82   |  |            | <b>LIABILITIES</b>                         |               |
| RESERVE FOR UNCOLLECTED TAXES          | 392,866.31 |  |            | Cash Liabilities                           | 10,113.66     |
|  | 58,000.00  |  |            | Reserves for Receivables                   | 69,439.11     |
| <b>EXPENDITURES</b>                    |            |  |            | Surplus Dec. 31, 1969                      | 91,224.09     |
| TOTAL                                  | 566,144.13 |  |            | Total                                      | 170,776.86    |

0817  
Population 1960 2,449  
Population 1969 2,670  
  
Moody Rating  
Land Area .77 Sq. Miles

SWEDESBO BORO - GLOUCESTER COUNTY  
Net Valuation Taxable 2,958,219  
State Equalized Value 7,888,584 General Tax Rate Per \$100. 10.79  
Net Valuation on Which County Taxes  
are apportioned: 9,306,394 State Equalized  
State Equalization Ratio .3750 General Tax Rate: 4.04

PER CAPITA:  
Gross Debt 207.01  
Net Debt  
Debt Service .04  
Total Tax Levy 116.87  
Municipal Expenditures 81.69  
  
PER CENT:  
Gross Debt 8.11  
Net Debt  
Tax Levy Collected 91.32  
Tax Levy Cancelled, Abated  
or Adjusted .18

| 1969 EXPENDITURES                      |            | 1969 REVENUES                         |  | 1969 PROPERTY TAX                          |            |
|--|------------|---------------------------------------|--|--|------------|
| <b>GENERAL GOVERNMENT</b>              |            |                                       |  | <b>STATE EQUALIZED TAX RATE</b>            |            |
| Governing Body & Public Boards         | 2,850.00   | 1969 — Property Taxes Collected       |  | Local District School Taxes                | 62,728.48  |
| Municipal Clerk                        | 3,500.00   | 1969 Payments in Lieu of Taxes        |  | Regional & Consolidated School Tax         | 139,465.16 |
| Financial Administration               | 9,110.00   | Delinquent Tax & Lien Collections     |  | School Taxes in Municipal Budget           |            |
| Assessment of Taxes                    | 3,000.00   | Business Personalty Replacement Taxes |  | County Taxes                               | 55,838.96  |
| Collection of Taxes                    | 2,800.00   | Taxes from Public Utilities           |  | County Library Taxes                       |            |
| Planning, Housing & Development        | 934.00     | Other Miscellaneous Tax Revenues      |  | Local Municipal Purpose Taxes              | 49,781.97  |
| Human Resources                        |            | State Aid Revenues                    |  | Veteran & Senior Citizen Taxes             | 11,100.00  |
| Elections                              | 130.00     | Federal Aid Revenues                  |  | Total Taxes for Rate Computation           | 318,914.57 |
| General Administration (other)         | 5,275.00   | Sale of Acquired Property             |  | Special District Taxes                     |            |
| <b>JUDICIARY</b>                       |            | Other Miscellaneous Revenues          |  | Bank Stock Taxes                           | 2,916.13   |
| Municipal Courts                       | 3,825.00   | 1969 Revenues                         |  | Added and Omitted Taxes                    | 1,322.65   |
| <b>PUBLIC SAFETY</b>                   |            | Prior Years Surplus Appropriated      |  | Total Taxes Levied - ABSTRACT              | 312,053.35 |
| Fire Protection                        | 8,200.00   | <b>REVENUES</b>                       |  | <b>TOTAL TAXES BILLED</b>                  | 312,332.17 |
| Police Protection                      | 44,125.00  |                                       |  | <b>1969 TAXES COLLECTED</b>                | 285,231.54 |
| Civil Defense & Disaster Control       | 200.00     |                                       |  | 1969 Taxes Cancelled, Abated or Adjusted   | 574.32     |
| Environmental Inspection & Control     | 830.00     |                                       |  | Transfer to Tax Title Liens or Foreclosed  |            |
| Other Public Safety                    |            |                                       |  | Balance Outstanding Dec. 31, 1969          | 26,526.31  |
| <b>PUBLIC WORKS</b>                    |            |                                       |  | <b>PRIOR YEARS TAXES OUTSTANDING</b>       |            |
| Streets and Drainage                   | 26,014.00  |                                       |  | Balance January 1, 1969                    | 30,621.68  |
| Sewers and Sewage Processing           |            |                                       |  | Collected in 1969                          | 29,283.63  |
| Garbage and Trash Disposal             | 13,425.00  |                                       |  | Cancelled, Abated or Adjusted (1969)       | 135.72     |
| Public Buildings and Grounds           | 6,300.00   |                                       |  | Transfers to Tax Title Liens or Foreclosed |            |
| Other Public Works                     |            |                                       |  | Balance December 31, 1969                  | 1,202.33   |
| <b>HEALTH and WELFARE</b>              |            |                                       |  | <b>TAX TITLE LIENS OUTSTANDING</b>         |            |
| Health Services Except Environmental   | 2,500.00   |                                       |  | Balance January 1, 1969                    | 1,699.38   |
| Welfare-Public Assistance              | 1,725.00   |                                       |  | Transfers From Taxes                       |            |
| Hospitals, Clinics, First Aid          |            |                                       |  | Redeemed in 1969                           | 834.85     |
| Animal, Insect, & Rodent Control       | 2,300.00   |                                       |  | Cancelled, Abated or Adjusted (1969)       |            |
| Other Welfare Services                 |            |                                       |  | Transfers to Foreclosed Property           |            |
| <b>RECREATION and CONSERVATION</b>     |            |                                       |  | Balance December 31, 1969                  | 864.53     |
| Beaches and Boardwalks                 |            |                                       |  | <b>PROPERTY ACQUIRED BY DEED OR</b>        |            |
| Parks, Playgrounds, Shade Trees        | 4,386.00   |                                       |  | <b>FORECLOSURE</b>                         |            |
| Land Reclamation & Conservation        |            |                                       |  | Balance January 1, 1969                    | 1,300.00   |
| Other Recreational Services            | 1,000.00   |                                       |  | Transfers From Taxes or Liens              |            |
| <b>EDUCATION (excluding schools)</b>   |            |                                       |  | Sale for Cash (1969)                       |            |
| Libraries                              | 1,111.00   |                                       |  | Cancelled, Abated or Adjusted (1969)       |            |
| Other Educational Services             |            |                                       |  | Balance December 31, 1969                  | 1,300.00   |
| <b>STATUTORY EXPENDITURES</b>          |            |                                       |  | <b>CURRENT FINANCES DECEMBER 31, 1969</b>  |            |
| Pensions & F.I.C.A.                    | 9,000.00   |                                       |  | <b>ASSETS</b>                              |            |
| Employee Fringe Benefits               | 5,115.00   |                                       |  | Cash Dec. 31, 1969                         | 81,304.64  |
| Other Statutory Expenditures           |            |                                       |  | Taxes Receivable                           | 27,728.64  |
| <b>MUNICIPAL FUNCTIONS</b>             |            |                                       |  | Tax Title Liens                            | 864.53     |
| <b>CAPITAL IMPROVEMENTS</b>            |            |                                       |  | Foreclosed Property                        | 1,300.00   |
| <b>DEBT SERVICE</b>                    |            |                                       |  | Emergencies & Other Deferred Charges       |            |
| Principal Payments                     |            |                                       |  | State Aid Receivable                       | 9,069.24   |
| Interest Payments                      | 100.00     |                                       |  | Other Receivables                          | 314.41     |
| <b>DEFERRED CHARGES</b>                |            |                                       |  | <b>LIABILITIES</b>                         |            |
| SCHOOL, COUNTY, SPECIAL DISTRICT TAXES | 4,787.72   |                                       |  | Cash Liabilities                           | 19,137.22  |
| RESERVE FOR UNCOLLECTED TAXES          | 258,032.60 |                                       |  | Reserves for Receivables                   | 30,207.58  |
|  | 33,560.72  |                                       |  | Surplus Dec. 31, 1969                      | 71,236.66  |
| <b>EXPENDITURES</b>                    |            |                                       |  | <b>Total</b>                               | 120,581.46 |
| <b>TOTAL</b>                           | 476,136.04 |                                       |  | <b>Total</b>                               | 120,581.46 |

0335  
Population 1960 1,621  
Population 1969 2,120  
  
Moody Rating  
Land Area 48.39 Sq. Miles

**TABERNACLE TWP - BURLINGTON COUNTY**  
Net Valuation Taxable 7,852,953  
State Equalized Value 9,540,703  
Net Valuation on Which County Taxes are apportioned: 9,105,976  
State Equalization Ratio .8231  
General Tax Rate Per \$100. 3.98  
State Equalized General Tax Rate: 3.27

PER CAPITA:  
Gross Debt 285.75  
Net Debt 42.54  
Debt Service 1.77  
Total Tax Levy 145.28  
Municipal Expenditures 74.05

PER CENT:  
Gross Debt 7.16  
Net Debt 1.07  
Tax Levy Collected 76.22  
Tax Levy Cancelled, Abated or Adjusted

| 1969 EXPENDITURES                             |              | 1969 REVENUES                                     |                    | 1969 PROPERTY TAX                          |                 |
|---|--------------|---|--------------------|--|-----------------|
| <b>GENERAL GOVERNMENT</b>                     |              | 1969 — Property Taxes Collected                   |                    | <b>STATE EQUALIZED TAX RATE</b>            |                 |
| Governing Body & Public Boards                |              |   | 234,839.24         | Local District School Taxes                | 1.24 118,008.90 |
| Municipal Clerk                               |              | 1969 Payments in Lieu of Taxes                    |                    | Regional & Consolidated School Tax         | 1.05 100,590.89 |
| Financial Administration                      | 6,523.26     | Delinquent Tax & Lien Collections                 | 55,799.72          | School Taxes in Municipal Budget           |                 |
| Assessment of Taxes                           | 2,398.22     | Business Personalty Replacement Taxes             | 2,734.00           | County Taxes                               | .55 52,473.65   |
| Collection of Taxes                           | 3,550.00     | Taxes from Public Utilities                       | 21,764.07          | County Library Taxes                       | .02 2,327.22    |
| Planning, Housing & Development               | 470.00       | Other Miscellaneous Tax Revenues                  |                    | Local Municipal Purpose Taxes              | .28 27,000.00   |
| Human Resources                               |              | State Aid Revenues                                | 19,359.36          | Veteran & Senior Citizen Taxes             | .13 12,040.00   |
| Elections                                     |              | Federal Aid Revenues                              |                    | Total Taxes for Rate Computation           | 3.27 312,440.66 |
| General Administration (other)                | 12,767.38    | Sale of Acquired Property                         | 11,793.41          | Special District Taxes                     |                 |
| <b>JUDICIARY</b>                              |              | Other Miscellaneous Revenues                      | 11,657.53          | Bank Stock Taxes                           |                 |
| Municipal Courts                              | 1,725.00     | 1969 Revenues                                     | 357,947.33         | Added and Omitted Taxes                    | 7,586.62        |
| <b>PUBLIC SAFETY</b>                          |              | Prior Years Surplus Appropriated                  | 37,000.00          | Total Taxes Levied - ABSTRACT              | 307,987.28      |
| Fire Protection                               | 1,700.00     | <b>REVENUES</b>                                   | <b>394,947.33</b>  | <b>TOTAL TAXES BILLED</b>                  | 308,094.35      |
| Police Protection                             | 2,821.25     |   |                    | <b>1969 TAXES COLLECTED</b>                | 234,839.24      |
| Civil Defense & Disaster Control              | 150.00       | <b>1969 REAL PROPERTY VALUATIONS</b>              |                    | 1969 Taxes Cancelled, Abated or Adjusted   |                 |
| Environmental Inspection & Control            | 962.50       | Code Class # of Parcels %VAL'N                    | ASSESSED VALUATION | Transfer to Tax Title Liens or Foreclosed  | 1,750.00        |
| Other Public Safety                           |              | 1 Vacant Land 671 11.19                           | 856,800.00         | Balance Outstanding Dec. 31, 1969          | 71,505.11       |
| <b>PUBLIC WORKS</b>                           |              | 2 Residential 561 66.79                           | 5,115,600.00       | <b>PRIOR YEARS TAXES OUTSTANDING</b>       |                 |
| Streets and Drainage                          | 18,700.78    | 3 Farm 169 16.51                                  | 1,264,800.00       | Balance January 1, 1969                    | 60,291.99       |
| Sewers and Sewage Processing                  |              | 4a Commercial 23 4.73                             | 362,400.00         | Collected in 1969                          | 52,300.44       |
| Garbage and Trash Disposal                    | 2,244.00     | 4b Industrial 3 .78                               | 59,500.00          | Cancelled, Abated or Adjusted (1969)       | 6,439.59        |
| Public Buildings and Grounds                  | 1,661.36     | 4c Apartments                                     |                    | Transfers to Tax Title Liens or Foreclosed | 1,000.00        |
| Other Public Works                            |              | Total 1427 100.00                                 | 7,659,100.00       | Balance December 31, 1969                  | 551.96          |
| <b>HEALTH and WELFARE</b>                     |              | <b>CAPITAL DEBT AUTHORIZED, DECEMBER 31, 1969</b> |                    | <b>TAX TITLE LIENS OUTSTANDING</b>         |                 |
| Health Services Except Environmental          | 157.00       | ISSUED AND UNISSUED                               | GROSS DEBT         | Balance January 1, 1969                    | 9,496.80        |
| Welfare-Public Assistance                     | 1,000.00     | School  | 593,793            | Transfers From Taxes                       | 2,750.00        |
| Hospitals, Clinics, First Aid                 |              | Self-liquidating                                  |                    | Redeemed in 1969                           | 3,499.28        |
| Animal, Insect, & Rodent Control              | 350.00       | Other   | 12,000             | Cancelled, Abated or Adjusted (1969)       |                 |
| Other Welfare Services                        |              | Total   | 605,793            | Transfers to Foreclosed Property:          |                 |
| <b>RECREATION and CONSERVATION</b>            |              | <b>ISSUED AND OUTSTANDING</b>                     |                    | Balance December 31, 1969                  | 8,747.52        |
| Beaches and Boardwalks                        |              | School  | 507,658.87         | <b>PROPERTY ACQUIRED BY DEED OR</b>        |                 |
| Parks, Playgrounds, Shade Trees               |              | Self-Liquidating                                  |                    | <b>FORECLOSURE</b>                         |                 |
| Land Reclamation & Conservation               |              | Other   |                    | Balance January 1, 1969                    | 32,750.00       |
| Other Recreational Services                   |              | Total   | 507,658.87         | Transfers From Taxes or Liens              |                 |
| <b>EDUCATION (excluding schools)</b>          |              | <b>EQUALIZED VALUATION BASIS</b>                  |                    | Sale for Cash (1969)                       | 11,793.41       |
| Libraries                                     |              | <b>FOR NET DEBT COMPUTATION</b>                   | 8,460,365.00       | Cancelled, Abated or Adjusted (1969)       |                 |
| Other Educational Services                    |              | <b>1969 CAPITAL OUTLAY</b>                        | <b>TOTAL</b>       | Balance December 31, 1969                  | 20,956.59       |
| <b>STATUTORY EXPENDITURES</b>                 |              | Beaches and Boardwalks                            | 15,744.00          | <b>CURRENT FINANCES DECEMBER 31, 1969</b>  |                 |
| Pensions & F.I.C.A.                           | 525.00       | Parks and Playgrounds                             |                    | <b>ASSETS</b>                              |                 |
| Employee Fringe Benefits                      |              | Public Buildings and Grounds                      | 6,744.00           | Cash Dec. 31, 1969                         | 75,574.26       |
| Other Statutory Expenditures                  |              | Vehicular Equipment                               |                    | Taxes Receivable                           | 72,057.07       |
| <b>MUNICIPAL FUNCTIONS</b>                    | <b>TOTAL</b> | Streets, Roads, Sidewalks, Storm Sewers           | 9,000.00           | Tax Title Liens                            | 8,747.52        |
| <b>CAPITAL IMPROVEMENTS</b>                   | 16,744.00    | Sewer System                                      |                    | Foreclosed Property                        | 20,956.59       |
| <b>DEBT SERVICE</b>                           |              | Water Service                                     |                    | Emergencies & Other Deferred Charges       | 750.00          |
| Principal Payments                            | 3,000.00     | Other Utilities                                   |                    | State Aid Receivable                       | 36,460.00       |
| Interest Payments                             | 750.00       | Hospitals and Clinics                             |                    | Other Receivables                          | 4.00            |
| <b>DEFERRED CHARGES</b>                       | 1,376.78     | Garbage and Trash Disposal Facilities             |                    | Total                                      | 214,549.44      |
| <b>SCHOOL, COUNTY, SPECIAL DISTRICT TAXES</b> | 273,400.66   | Health Equipment                                  |                    | <b>LIABILITIES</b>                         |                 |
| <b>RESERVE FOR UNCOLLECTED TAXES</b>          | 78,000.00    | Library and Education Facilities                  |                    | Cash Liabilities                           | 49,198.07       |
|   |              | Conservation and Recreation                       |                    | Reserves for Receivables                   | 101,765.18      |
|   |              | Other Expenditures                                |                    | Surplus Dec. 31, 1969                      | 63,586.19       |
| <b>EXPENDITURES</b>                           | <b>TOTAL</b> |   |                    | Total                                      | 214,549.44      |

0433  
Population 1960 10  
Population 1969 10  
  
Moody Rating  
Land Area .44 Sq. Miles

**TAVISTOCK BCRO**  
Net Valuation Taxable 382,895  
State Equalized Value 813,458  
Net Valuation on Which County Taxes  
are apportioned: 908,895  
State Equalization Ratio .4707

**- CAMDEN COUNTY**  
General Tax Rate Per \$100. 3.04  
State Equalized  
General Tax Rate: 1.43

PER CAPITA:  
Gross Debt  
Net Debt  
Debt Service  
Total Tax Levy 1,165.69  
Municipal Expenditures 501.90

PER CENT:  
Gross Debt  
Net Debt  
Tax Levy Collected  
Tax Levy Cancelled, Abated  
or Adjusted

| 1969 EXPENDITURES                    |              | 1969 REVENUES                                     |                    | 1969 PROPERTY TAX                          |                  |
|--------------------------------------|--------------|---|--------------------|--|------------------|
| <b>GENERAL GOVERNMENT</b>            |              |   |                    | <b>STATE EQUALIZED TAX RATE</b>            |                  |
| Governing Body & Public Boards       |              | 1969 — Property Taxes Collected                   | 11,640.01          | Local District School Taxes                | .11 860.00       |
| Municipal Clerk                      |              | 1969 Payments in Lieu of Taxes                    |                    | Regional & Consolidated School Tax         |                  |
| Financial Administration             | 200.00       | Delinquent Tax & Lien Collections                 |                    | School Taxes in Municipal Budget           |                  |
| Assessment of Taxes                  | 325.00       | Business Personalty Replacement Taxes             | 1,533.00           | County Taxes                               | 1.05 8,538.93    |
| Collection of Taxes                  | 375.00       | Taxes from Public Utilities                       | 154.12             | County Library Taxes                       | .02 187.95       |
| Planning, Housing & Development      |              | Other Miscellaneous Tax Revenues                  |                    | Local Municipal Purpose Taxes              | .25 2,070.00     |
| Human Resources                      |              | State Aid Revenues                                | 79.55              | Veteran & Senior Citizen Taxes             |                  |
| Elections                            | 532.00       | Federal Aid Revenues                              |                    | Total Taxes for Rate Computation           | 1.43 11,656.88   |
| General Administration (other)       | 1,700.00     | Sale of Acquired Property                         |                    | Special District Taxes                     |                  |
| <b>JUDICIARY</b>                     |              | Other Miscellaneous Revenues                      | 427.66             | Bank Stock Taxes                           |                  |
| Municipal Courts                     |              | 1969 Revenues                                     | 13,834.34          | Added and Omitted Taxes                    |                  |
| <b>PUBLIC SAFETY</b>                 |              | Prior Years Surplus Appropriated                  | 991.45             | Total Taxes Levied - ABSTRACT              | 11,656.88        |
| Fire Protection                      | 250.00       | <b>REVENUES</b>                                   | <b>14,825.79</b>   | <b>TOTAL TAXES BILLED</b>                  | <b>11,640.01</b> |
| Police Protection                    | 500.00       |   |                    | <b>1969 TAXES COLLECTED</b>                | <b>11,640.01</b> |
| Civil Defense & Disaster Control     |              |   |                    | 1969 Taxes Cancelled, Abated or Adjusted   |                  |
| Environmental Inspection & Control   |              |   |                    | Transfer to Tax Title Liens or Foreclosed  |                  |
| Other Public Safety                  |              |   |                    | Balance Outstanding Dec. 31, 1969          |                  |
| <b>PUBLIC WORKS</b>                  |              | <b>1969 REAL PROPERTY VALUATIONS</b>              |                    | <b>PRIOR YEARS TAXES OUTSTANDING</b>       |                  |
| Streets and Drainage                 | 973.00       | Code Class # of Parcels %VAL'N                    | ASSESSED VALUATION | Balance January 1, 1969                    |                  |
| Sewers and Sewage Processing         |              | 1 Vacant Land                                     | 80,550.00          | Collected in 1969                          |                  |
| Garbage and Trash Disposal           |              | 2 Residential 3 21.14                             |                    | Cancelled, Abated or Adjusted (1969)       |                  |
| Public Buildings and Grounds         |              | 3 Farm  | 300,500.00         | Transfers to Tax Title Liens or Foreclosed |                  |
| Other Public Works                   |              | 4a Commercial 11 78.86                            |                    | Balance December 31, 1969                  |                  |
| <b>HEALTH and WELFARE</b>            |              | 4b Industrial                                     |                    | <b>TAX TITLE LIENS OUTSTANDING</b>         |                  |
| Health Services Except Environmental |              | 4c Apartments                                     | 381,050.00         | Balance January 1, 1969                    |                  |
| Welfare-Public Assistance            |              | Total 14 100.00                                   |                    | Transfers From Taxes                       |                  |
| Hospitals, Clinics, First Aid        |              |   |                    | Redeemed in 1969                           |                  |
| Animal, Insect, & Rodent Control     |              |   |                    | Cancelled, Abated or Adjusted (1969)       |                  |
| Other Welfare Services               |              |   |                    | Transfers to Foreclosed Property           |                  |
| <b>RECREATION and CONSERVATION</b>   |              | <b>CAPITAL DEBT AUTHORIZED, DECEMBER 31, 1969</b> |                    | Balance December 31, 1969                  |                  |
| Beaches and Boardwalks               |              | ISSUED AND UNISSUED                               |                    | <b>PROPERTY ACQUIRED BY DEED OR</b>        |                  |
| Parks, Playgrounds, Shade Trees      |              | School  |                    | <b>FORECLOSURE</b>                         |                  |
| Land Reclamation & Conservation      |              | Self-Liquidating                                  |                    | Balance January 1, 1969                    |                  |
| Other Recreational Services          |              | Other   |                    | Transfers From Taxes or Liens              |                  |
| <b>EDUCATION (excluding schools)</b> |              | Total   |                    | Sale for Cash (1969)                       |                  |
| Libraries                            |              |   |                    | Cancelled, Abated or Adjusted (1969)       |                  |
| Other Educational Services           |              |   |                    | Balance December 31, 1969                  |                  |
| <b>STATUTORY EXPENDITURES</b>        |              | <b>EQUALIZED VALUATION BASIS</b>                  |                    |  |                  |
| Pensions & F.I.C.A.                  | 164.00       | <b>FOR NET DEBT COMPUTATION</b>                   | 791,091.33         | <b>CURRENT FINANCES DECEMBER 31, 1969</b>  |                  |
| Employee Fringe Benefits             |              | 1969 CAPITAL OUTLAY                               |                    | <b>ASSETS</b>                              |                  |
| Other Statutory Expenditures         |              | Beaches and Boardwalks                            |                    | Cash Dec. 31, 1969                         | 6,815.62         |
| <b>MUNICIPAL FUNCTIONS</b>           |              | Parks and Playgrounds                             |                    | Taxes Receivable                           |                  |
| <b>CAPITAL IMPROVEMENTS</b>          |              | Public Buildings and Grounds                      |                    | Tax Title Liens                            |                  |
| <b>DEBT SERVICE</b>                  |              | Vehicular Equipment                               |                    | Foreclosed Property                        |                  |
| Principal Payments                   |              | Streets, Roads, Sidewalks, Storm Sewers           |                    | Emergencies & Other Deferred Charges       |                  |
| Interest Payments                    |              | Sewer System                                      |                    | State Aid Receivable                       | 139.00           |
|                                      |              | Water Service                                     |                    | Other Receivables                          |                  |
|                                      |              | Other Utilities                                   |                    | Total                                      | 6,954.62         |
|                                      |              | Hospitals and Clinics                             |                    | <b>LIABILITIES</b>                         |                  |
|                                      |              | Garbage and Trash Disposal Facilities             |                    | Cash Liabilities                           | 318.07           |
|                                      |              | Health Equipment                                  |                    | Reserves for Receivables                   |                  |
|                                      |              | Library and Education Facilities                  |                    | Surplus Dec. 31, 1969                      | 6,636.55         |
|                                      |              | Conservation and Recreation                       |                    | Total                                      | 6,954.62         |
|                                      |              | Other Expenditures                                |                    |  |                  |
| <b>EXPENDITURES</b>                  | <b>TOTAL</b> |   |                    |  |                  |
|                                      | 14,605.88    |   |                    |  |                  |



0260  
Population 1960 42,085  
Population 1969 44,210  
  
Moody Rating  
Land Area 5.90 Sq. Miles

TEANECK TWP - BERGEN COUNTY  
Net Valuation Taxable 287,638,895  
State Equalized Value 380,928,214  
Net Valuation on Which County Taxes  
are apportioned: 363,309,064  
State Equalization Ratio .7551  
  
General Tax Rate Per \$100. 4.51  
  
State Equalized  
General Tax Rate: 3.40

PER CAPITA:  
Gross Debt 94.48  
Net Debt 19.52  
Debt Service .91  
Total Tax Levy 289.39  
Municipal Expenditures 138.17

PER CENT:  
Gross Debt 1.17  
Net Debt .24  
Tax Levy Collected 98.36  
Tax Levy Cancelled, Abated  
or Adjusted .32

| 1969 EXPENDITURES                      |                            | 1969 REVENUES                         |                            | 1969 PROPERTY TAX                          |                    |
|--|----------------------------|---------------------------------------|----------------------------|--|--------------------|
| <b>GENERAL GOVERNMENT</b>              |                            | 1969 — Property Taxes Collected       |                            | <b>STATE EQUALIZED TAX RATE</b>            |                    |
| Governing Body & Public Boards         |                            | 1969 Payments in Lieu of Taxes        | 12,611,432.59              | Local District School Taxes                | 1.93 7,360,528.50  |
| Municipal Clerk                        |                            | Delinquent Tax & Lien Collections     | 41,194.51                  | Regional & Consolidated School Tax         |                    |
| Financial Administration               | 74,115.00                  | Business Personalty Replacement Taxes | 143,964.61                 | School Taxes in Municipal Budget           |                    |
| Assessment of Taxes                    | 176,939.00                 | Taxes from Public Utilities           | 215,619.00                 | County Taxes                               | .39 1,494,642.20   |
| Collection of Taxes                    | 45,433.00                  | Other Miscellaneous Tax Revenues      | 572,433.61                 | County Library Taxes                       |                    |
| Planning, Housing & Development        | 36,892.00                  | State Aid Revenues                    | 203,237.24                 | Local Municipal Purpose Taxes              | 1.01 3,859,527.35  |
| Human Resources                        | 2,570.00                   | Federal Aid Revenues                  |                            | Veteran & Senior Citizen Taxes             | .06 240,410.00     |
| Elections                              | 10,291.00                  | Sale of Acquired Property             | 15,600.00                  | Total Taxes for Rate Computation           | 3.39 12,955,108.05 |
| General Administration (other)         | 280,914.00                 | Other Miscellaneous Revenues          | 418,543.42                 | Special District Taxes                     |                    |
| <b>JUDICIARY</b>                       |                            | 1969 Revenues                         | 14,222,024.98              | Bank Stock Taxes                           | 19,804.98          |
| Municipal Courts                       | 27,250.00                  | Prior Years Surplus Appropriated      | 600,000.00                 | Added and Omitted Taxes                    | 59,559.87          |
| <b>PUBLIC SAFETY</b>                   |                            | <b>REVENUES</b>                       | <b>TOTAL</b> 14,822,024.98 | Total Taxes Levied - ABSTRACT              | 12,794,062.90      |
| Fire Protection                        | 983,130.00                 |                                       |                            | <b>TOTAL TAXES BILLED</b>                  | 12,821,579.00      |
| Police Protection                      | 962,838.00                 |                                       |                            | 1969 TAXES COLLECTED                       | 12,611,432.59      |
| Civil Defense & Disaster Control       | 4,135.00                   |                                       |                            | 1969 Taxes Cancelled, Abated or Adjusted   | 41,480.69          |
| Environmental Inspection & Control     | 33,285.00                  |                                       |                            | Transfer to Tax Title Liens or Foreclosed  | 2,857.99           |
| Other Public Safety                    |                            |                                       |                            | Balance Outstanding Dec. 31, 1969          | 165,807.73         |
| <b>PUBLIC WORKS</b>                    |                            |                                       |                            | <b>PRIOR YEARS TAXES OUTSTANDING</b>       |                    |
| Streets and Drainage                   | 593,582.00                 |                                       |                            | Balance January 1, 1969                    | 147,598.13         |
| Sewers and Sewage Processing           | 389,487.00                 |                                       |                            | Collected in 1969                          | 143,964.61         |
| Garbage and Trash Disposal             | 50,620.00                  |                                       |                            | Cancelled, Abated or Adjusted (1969)       | 50.00              |
| Public Buildings and Grounds           | 130,684.00                 |                                       |                            | Transfers to Tax Title Liens or Foreclosed | 2,329.95           |
| Other Public Works                     |                            |                                       |                            | Balance December 31, 1969                  | 1,253.57           |
| <b>HEALTH and WELFARE</b>              |                            |                                       |                            | <b>TAX TITLE LIENS OUTSTANDING</b>         |                    |
| Health Services Except Environmental   | 67,390.00                  |                                       |                            | Balance January 1, 1969                    | 984.40             |
| Welfare-Public Assistance              | 5,645.00                   |                                       |                            | Transfers From Taxes                       | 5,460.99           |
| Hospitals, Clinics, First Aid          |                            |                                       |                            | Redeemed in 1969                           |                    |
| Animal, Insect, & Rodent Control       | 14,130.00                  |                                       |                            | Cancelled, Abated or Adjusted (1969)       |                    |
| Other Welfare Services                 |                            |                                       |                            | Transfers to Foreclosed Property           | 68.86              |
| <b>RECREATION and CONSERVATION</b>     |                            |                                       |                            | Balance December 31, 1969                  | 6,376.53           |
| Beaches and Boardwalks                 |                            |                                       |                            | <b>PROPERTY ACQUIRED BY DEED OR</b>        |                    |
| Parks, Playgrounds, Shade Trees        | 222,823.00                 |                                       |                            | <b>FORECLOSURE</b>                         |                    |
| Land Reclamation & Conservation        |                            |                                       |                            | Balance January 1, 1969                    | 367,640.14         |
| Other Recreational Services            | 159,242.00                 |                                       |                            | Transfers From Taxes or Liens              | 91.86              |
| <b>EDUCATION (excluding schools)</b>   |                            |                                       |                            | Sale for Cash (1969)                       |                    |
| Libraries                              | 303,087.00                 |                                       |                            | Cancelled, Abated or Adjusted (1969)       | 1,585.00           |
| Other Educational Services             |                            |                                       |                            | Balance December 31, 1969                  | 366,147.00         |
| <b>STATUTORY EXPENDITURES</b>          |                            |                                       |                            | <b>CURRENT FINANCES DECEMBER 31, 1969</b>  |                    |
| Pensions & F.I.C.A.                    | 407,923.34                 |                                       |                            | <b>ASSETS</b>                              |                    |
| Employee Fringe Benefits               | 183,664.00                 |                                       |                            | Cash Dec. 31, 1969                         | 1,816,251.92       |
| Other Statutory Expenditures           |                            |                                       |                            | Taxes Receivable                           | 167,061.30         |
| <b>MUNICIPAL FUNCTIONS</b>             |                            |                                       |                            | Tax Title Liens                            | 6,376.53           |
| <b>CAPITAL IMPROVEMENTS</b>            |                            |                                       |                            | Foreclosed Property                        | 366,147.00         |
| <b>DEBT SERVICE</b>                    |                            |                                       |                            | Emergencies & Other Deferred Charges       | 222,591.00         |
| Principal Payments                     | 29,000.00                  |                                       |                            | State Aid Receivable                       | 70,000.00          |
| Interest Payments                      | 11,278.00                  |                                       |                            | Other Receivables                          | 50,930.86          |
| <b>DEFERRED CHARGES</b>                |                            |                                       |                            | <b>LIABILITIES</b>                         |                    |
| SCHOOL, COUNTY, SPECIAL DISTRICT TAXES | 8,855,170.70               |                                       |                            | Cash Liabilities                           | 988,159.61         |
| RESERVE FOR UNCOLLECTED TAXES          | 448,607.62                 |                                       |                            | Reserves for Receivables                   | 590,515.69         |
| <b>EXPENDITURES</b>                    | <b>TOTAL</b> 14,963,601.32 |                                       |                            | Surplus Dec. 31, 1969                      | 1,120,683.31       |
|  |                            |                                       |                            | <b>Total</b>                               | 2,699,358.61       |

0261  
Population 1960 14,264  
Population 1969 15,280  
S & P Rating A  
Moody Rating A  
Land Area 4.40 Sq. Miles

TENAFLY BORO  
Net Valuation Taxable 201,390,000  
State Equalized Value 195,334,626  
Net Valuation on Which County Taxes  
are apportioned: 190,341,960  
State Equalization Ratio 1.0310

- BERGEN COUNTY  
General Tax Rate Per \$100. 2.82  
State Equalized  
General Tax Rate: 2.90

PER CAPITA:  
Gross Debt 643.71  
Net Debt 161.30  
Debt Service 10.35  
Total Tax Levy 368.51  
Municipal Expenditures 139.95

PER CENT:  
Gross Debt 5.34  
Net Debt 1.34  
Tax Levy Collected 98.37  
Tax Levy Cancelled, Abated  
or Adjusted .24

| 1969 EXPENDITURES                      |              | 1969 REVENUES                                |              | 1969 PROPERTY TAX                          |              |
|--|--------------|--|--------------|--|--------------|
| GENERAL GOVERNMENT                     |              | 1969 — Property Taxes Collected 5,543,212.12 |              | STATE EQUALIZED TAX RATE 1.73              |              |
| Governing Body & Public Boards         |              | 1969 Payments in Lieu of Taxes               | 21,879.13    | Local District School Taxes                | 3,373,853.00 |
| Municipal Clerk                        | 27,702.27    | Delinquent Tax & Lien Collections            | 31,431.90    | Regional & Consolidated School Tax         |              |
| Financial Administration               | 19,739.89    | Business Personalty Replacement Taxes        | 80,422.00    | School Taxes in Municipal Budget           |              |
| Assessment of Taxes                    | 31,819.88    | Taxes from Public Utilities                  | 267,460.39   | County Taxes                               | 783,149.03   |
| Collection of Taxes                    | 5,150.00     | Other Miscellaneous Tax Revenues             | 65,384.41    | County Library Taxes                       |              |
| Planning, Housing & Development        | 1,850.69     | State Aid Revenues                           | 99,036.11    | Local Municipal Purpose Taxes              | 1,431,900.60 |
| Human Resources                        | 100,410.20   | Federal Aid Revenues                         | 6,108,826.06 | Veteran & Senior Citizen Taxes             | 89,040.00    |
| Elections                              | 8,030.00     | Sale of Acquired Property                    | 177,000.00   | Total Taxes for Rate Computation           | 5,677,942.63 |
| General Administration (other)         |              | Other Miscellaneous Revenues                 | 6,285,826.06 | Special District Taxes                     |              |
| JUDICIARY                              |              | 1969 Revenues                                | 6,285,826.06 | Bank Stock Taxes                           | 13,214.77    |
| Municipal Courts                       |              | Prior Years Surplus Appropriated             |              | Added and Omitted Taxes                    | 28,690.14    |
| PUBLIC SAFETY                          |              | REVENUES                                     |              | Total Taxes Levied - ABSTRACT              | 5,630,807.54 |
| Fire Protection                        | 72,800.96    |  |              | TOTAL TAXES BILLED                         | 5,635,232.91 |
| Police Protection                      | 375,738.49   |  |              | 1969 TAXES COLLECTED                       | 5,543,212.12 |
| Civil Defense & Disaster Control       | 1,200.00     |  |              | 1969 Taxes Cancelled, Abated or Adjusted   | 13,682.78    |
| Environmental Inspection & Control     | 17,716.37    |  |              | Transfer to Tax Title Liens or Foreclosed  | 64.86        |
| Other Public Safety                    |              |  |              | Balance Outstanding Dec. 31, 1969          | 78,273.15    |
| PUBLIC WORKS                           |              |  |              | PRIOR YEARS TAXES OUTSTANDING              |              |
| Streets and Drainage                   | 276,550.49   |  |              | Balance January 1, 1969                    | 44,445.37    |
| Sewers and Sewage Processing           | 147,659.04   |  |              | Collected in 1969                          | 29,721.85    |
| Garbage and Trash Disposal             | 252,970.93   |  |              | Cancelled, Abated or Adjusted (1969)       |              |
| Public Buildings and Grounds           | 47,168.61    |  |              | Transfers to Tax Title Liens or Foreclosed |              |
| Other Public Works                     |              |  |              | Balance December 31, 1969                  | 14,723.52    |
| HEALTH and WELFARE                     |              |  |              | TAX TITLE LIENS OUTSTANDING                |              |
| Health Services Except Environmental   | 25,195.96    |  |              | Balance January 1, 1969                    | 1,972.70     |
| Welfare-Public Assistance              | 2,050.00     |  |              | Transfers From Taxes                       | 64.86        |
| Hospitals, Clinics, First Aid          |              |  |              | Redeemed in 1969                           | 1,710.05     |
| Animal, Insect, & Rodent Control       |              |  |              | Cancelled, Abated or Adjusted (1969)       |              |
| Other Welfare Services                 |              |  |              | Transfers to Foreclosed Property           |              |
| RECREATION and CONSERVATION            |              |  |              | Balance December 31, 1969                  | 327.51       |
| Beaches and Boardwalks                 | 81,109.10    |  |              | PROPERTY ACQUIRED BY DEED OR               |              |
| Parks, Playgrounds, Shade Trees        |              |  |              | FORECLOSURE                                |              |
| Land Reclamation & Conservation        | 44,243.18    |  |              | Balance January 1, 1969                    | 18,575.00    |
| Other Recreational Services            |              |  |              | Transfers From Taxes or Liens              |              |
| EDUCATION (exclusing schools)          |              |  |              | Sale for Cash (1969)                       |              |
| Libraries                              | 71,908.33    |  |              | Cancelled, Abated or Adjusted (1969)       |              |
| Other Educational Services             |              |  |              | Balance December 31, 1969                  | 18,575.00    |
| STATUTORY EXPENDITURES                 |              |  |              | CURRENT FINANCES DECEMBER 31, 1969         |              |
| Pensions & F.I.C.A.                    | 120,906.32   |  |              | ASSETS                                     |              |
| Employee Fringe Benefits               | 37,370.00    |  |              | Cash Dec. 31, 1969                         | 421,373.36   |
| Other Statutory Expenditures           |              |  |              | Taxes Receivable                           | 92,996.67    |
| MUNICIPAL FUNCTIONS                    |              |  |              | Tax Title Liens                            | 327.51       |
| CAPITAL IMPROVEMENTS                   | 22,000.00    |  |              | Foreclosed Property                        | 18,575.00    |
| DEBT SERVICE                           |              |  |              | Emergencies & Other Deferred Charges       | 23,299.59    |
| Principal Payments                     | 95,000.00    |  |              | State Aid Receivable                       |              |
| Interest Payments                      | 63,120.68    |  |              | Other Receivables                          | 4,734.33     |
| DEFERRED CHARGES                       | 15,483.63    |  |              | Total                                      | 561,306.46   |
| SCHOOL, COUNTY, SPECIAL DISTRICT TAXES | 4,157,002.03 |  |              | LIABILITIES                                |              |
| RESERVE FOR UNCOLLECTED TAXES          | 173,595.40   |  |              | Cash Liabilities                           | 144,876.09   |
| EXPENDITURES                           |              |  |              | Reserves for Receivables                   | 116,633.51   |
| TOTAL                                  | 6,295,492.45 |  |              | Surplus Dec. 31, 1969                      | 299,796.86   |
|  |              |  |              | Total                                      | 561,306.46   |

|                 |                |                                     |            |                             |     |                        |  |
|-----------------|----------------|-------------------------------------|------------|-----------------------------|-----|------------------------|--|
| 0262            |                | TETERBORO BCRO                      | - BERGEN   | COUNTY                      |     | PER CAPITA:            | PER CENT:                              |
| Population 1960 | 22             | Net Valuation Taxable               | 56,459,896 |                             |     | Gross Debt             | Gross Debt                             |
| Population 1969 | 20             | State Equalized Value               | 54,836,728 | General Tax Rate Per \$100. | .67 | Net Debt               | Net Debt                               |
|                 |                | Net Valuation on Which County Taxes |            |                             |     | Debt Service           | Tax Levy Collected                     |
| Moody Rating    |                | are apportioned:                    | 74,562,823 | State Equalized             |     | Total Tax Levy         | 18,758.82                              |
| Land Area       | 1.20 Sq. Miles | State Equalization Ratio            | 1.0296     | General Tax Rate:           | .68 | Municipal Expenditures | 17,809.90                              |
|                 |                |                                     |            |                             |     |                        | Tax Levy Cancelled, Abated or Adjusted |

| 1969 EXPENDITURES                      |           | 1969 REVENUES                              |  | 1969 PROPERTY TAX                          |  |
|--|-----------|--|--|--|--|
| GENERAL GOVERNMENT                     |           | 1969 — Property Taxes Collected            |  | STATE EQUALIZED TAX RATE                   |  |
| Governing Body & Public Boards         |           | 1969 Payments in Lieu of Taxes             |  | Local District School Taxes                |  |
| Municipal Clerk                        |           | Delinquent Tax & Lien Collections          |  | Regional & Consolidated School Tax         |  |
| Financial Administration               | 11,662.00 | Business Personalty Replacement Taxes      |  | School Taxes in Municipal Budget           |  |
| Assessment of Taxes                    | 3,700.00  | Taxes from Public Utilities                |  | County Taxes                               |  |
| Collection of Taxes                    | 2,640.00  | Other Miscellaneous Tax Revenues           |  | County Library Taxes                       |  |
| Planning, Housing & Development        |           | State Aid Revenues                         |  | Local Municipal Purpose Taxes              |  |
| Human Resources                        |           | Federal Aid Revenues                       |  | Veteran & Senior Citizen Taxes             |  |
| Elections                              | 300.00    | Sale of Acquired Property                  |  | Total Taxes for Rate Computation           |  |
| General Administration (other)         | 40,455.00 | Other Miscellaneous Revenues               |  | Special District Taxes                     |  |
| JUDICIARY                              |           | 1969 Revenues                              |  | Bank Stock Taxes                           |  |
| Municipal Courts                       | 2,300.00  | Prior Years Surplus Appropriated           |  | Added and Omitted Taxes                    |  |
| PUBLIC SAFETY                          |           | REVENUES                                   |  | Total Taxes Levied - ABSTRACT              |  |
| Fire Protection                        | 11,350.00 | TOTAL                                      |  | TOTAL TAXES BILLED                         |  |
| Police Protection                      | 35,200.00 | 1969 REAL PROPERTY VALUATIONS              |  | 1969 TAXES COLLECTED                       |  |
| Civil Defense & Disaster Control       | 1,000.00  | Code Class # of Parcels %VAL'N             |  | 1969 Taxes Cancelled, Abated or Adjusted   |  |
| Environmental Inspection & Control     |           | 1 Vacant Land 5 1.41                       |  | Transfer to Tax Title Liens or Foreclosed  |  |
| Other Public Safety                    |           | 2 Residential 7 .36                        |  | Balance Outstanding Dec. 31, 1969          |  |
| PUBLIC WORKS                           |           | 3 Farm                                     |  | PRIOR YEARS TAXES OUTSTANDING              |  |
| Streets and Drainage                   | 27,163.44 | 4a Commercial 2 .25                        |  | Balance January 1, 1969                    |  |
| Sewers and Sewage Processing           | 34,425.00 | 4b Industrial 68 97.98                     |  | Collected in 1969                          |  |
| Garbage and Trash Disposal             | 1,070.00  | 4c Apartments                              |  | Cancelled, Abated or Adjusted (1969)       |  |
| Public Buildings and Grounds           | 8,375.00  | Total 82 100.00                            |  | Transfers to Tax Title Liens or Foreclosed |  |
| Other Public Works                     |           | ASSESSED VALUATION                         |  | Balance December 31, 1969                  |  |
| HEALTH and WELFARE                     |           | CAPITAL DEBT AUTHORIZED, DECEMBER 31, 1969 |  | TAX TITLE LIENS OUTSTANDING                |  |
| Health Services Except Environmental   | 2,425.00  | ISSUED AND UNISSUED                        |  | Balance January 1, 1969                    |  |
| Welfare-Public Assistance              | 1.00      | GROSS DEBT                                 |  | Transfers From Taxes                       |  |
| Hospitals, Clinics, First Aid          | 42,500.00 | NET DEBT                                   |  | Redeemed in 1969                           |  |
| Animal, Insect, & Rodent Control       |           | Total                                      |  | Cancelled, Abated or Adjusted (1969)       |  |
| Other Welfare Services                 |           | ISSUED AND OUTSTANDING                     |  | Transfers to Foreclosed Property           |  |
| RECREATION and CONSERVATION            |           | SCHOOL                                     |  | Balance December 31, 1969                  |  |
| Beaches and Boardwalks                 |           | Self-Liquidating                           |  | PROPERTY ACQUIRED BY DEED OR               |  |
| Parks, Playgrounds, Shade Trees        |           | Other                                      |  | FORECLOSURE                                |  |
| Land Reclamation & Conservation        |           | Total                                      |  | Balance January 1, 1969                    |  |
| Other Recreational Services            |           | EQUALIZED VALUATION BASIS                  |  | Transfers From Taxes or Liens              |  |
| EDUCATION (excluding schools)          |           | FOR NET DEBT COMPUTATION                   |  | Sale for Cash (1969)                       |  |
| Libraries                              |           | 1969 CAPITAL OUTLAY                        |  | Cancelled, Abated or Adjusted (1969)       |  |
| Other Educational Services             |           | TOTAL                                      |  | Balance December 31, 1969                  |  |
| STATUTORY EXPENDITURES                 |           | Beaches and Boardwalks                     |  | CURRENT FINANCES DECEMBER 31, 1969         |  |
| Pensions & F.I.C.A.                    | 7,431.56  | Parks and Playgrounds                      |  | ASSETS                                     |  |
| Employee Fringe Benefits               | 6,000.00  | Public Buildings and Grounds               |  | Cash Dec. 31, 1969                         |  |
| Other Statutory Expenditures           |           | Vehicular Equipment                        |  | Taxes Receivable                           |  |
| MUNICIPAL FUNCTIONS                    |           | Streets, Roads, Sidewalks, Storm Sewers    |  | Tax Title Liens                            |  |
| CAPITAL IMPROVEMENTS                   |           | Sewer System                               |  | Foreclosed Property                        |  |
| DEBT SERVICE                           |           | Water Service                              |  | Emergencies & Other Deferred Charges       |  |
| Principal Payments                     |           | Other Utilities                            |  | State Aid Receivable                       |  |
| Interest Payments                      |           | Hospitals and Clinics                      |  | Other Receivables                          |  |
| DEFERRED CHARGES                       |           | Garbage and Trash Disposal Facilities      |  | Total                                      |  |
| SCHOOL, COUNTY, SPECIAL DISTRICT TAXES |           | Health Equipment                           |  | LIABILITIES                                |  |
| RESERVE FOR UNCOLLECTED TAXES          |           | Library and Education Facilities           |  | Cash Liabilities                           |  |
| EXPENDITURES                           |           | Conservation and Recreation                |  | Reserves for Receivables                   |  |
| TOTAL                                  |           | Other Expenditures                         |  | Surplus Dec. 31, 1969                      |  |
|  |           |  |  | Total                                      |  |

1024  
Population 1960 1,908  
Population 1969 2,640  
Moody Rating  
Land Area 31.80 Sq. Miles

TEWKSBURY TWP

Net Valuation Taxable 28,805,465  
State Equalized Value 39,693,351  
Net Valuation on Which County Taxes  
are apportioned: 38,790,554  
State Equalization Ratio .7257

- HUNTERDON COUNTY

General Tax Rate Per \$100. 3.65  
State Equalized  
General Tax Rate: 2.64

PER CAPITA:

Gross Debt 638.19  
Net Debt 3.60  
Debt Service  
Total Tax Levy 401.20  
Municipal Expenditures 111.61

PER CENT:

Gross Debt 4.88  
Net Debt .03  
Tax Levy Collected 92.54  
Tax Levy Cancelled, Abated  
or Adjusted .05

| 1969 EXPENDITURES  |  | 1969 REVENUES                                   |  | 1969 PROPERTY TAX                                 |              |
|--|--|---|--|---|--------------|
| <b>GENERAL GOVERNMENT</b>                                |  | 1969 — Property Taxes Collected 980,519.10      |  | <b>STATE EQUALIZED TAX RATE</b>                   |              |
| Governing Body & Public Boards                           |  | 1969 Payments in Lieu of Taxes                  |  | Local District School Taxes 1.05                  | 415,526.41   |
| Municipal Clerk  |  | Delinquent Tax & Lien Collections 55,579.63     |  | Regional & Consolidated School Tax .85            | 337,534.95   |
| Financial Administration 12,050.00                       |  | Business Personalty Replacement Taxes 35,894.00 |  | School Taxes in Municipal Budget                  |              |
| Assessment of Taxes 5,750.00                             |  | Taxes from Public Utilities 47,680.98           |  | County Taxes .46                                  | 182,091.82   |
| Collection of Taxes 5,325.00                             |  | Other Miscellaneous Tax Revenues                |  | County Library Taxes .02                          | 6,585.84     |
| Planning, Housing & Development 5,500.00                 |  | State Aid Revenues 20,685.58                    |  | Local Municipal Purpose Taxes .24                 | 94,136.96    |
| Human Resources  |  | Federal Aid Revenues                            |  | Veteran & Senior Citizen Taxes .04                | 15,150.00    |
| Elections  |  | Sale of Acquired Property                       |  | Total Taxes for Rate Computation 2.66             | 1,051,025.98 |
| General Administration (other) 20,950.00                 |  | Other Miscellaneous Revenues 36,186.97          |  | Special District Taxes                            |              |
| <b>JUDICIARY</b>   |  | 1969 Revenues Total 1,176,546.26                |  | Bank Stock Taxes 677.98                           |              |
| Municipal Courts 885.00                                  |  | Prior Years Surplus Appropriated 60,000.00      |  | Added and Omitted Taxes 22,623.62                 |              |
| <b>PUBLIC SAFETY</b>                                     |  | <b>REVENUES TOTAL 1,236,546.26</b>              |  | Total Taxes Levied - ABSTRACT 1,059,177.58        |              |
| Fire Protection 5,500.00                                 |  |   |  | <b>TOTAL TAXES BILLED 1,059,542.82</b>            |              |
| Police Protection 18,700.00                              |  |   |  | 1969 TAXES COLLECTED 980,519.10                   |              |
| Civil Defense & Disaster Control                         |  |   |  | 1969 Taxes Cancelled, Abated or Adjusted 571.70   |              |
| Environmental Inspection & Control 4,100.00              |  |   |  | Transfer to Tax Title Liens or Foreclosed 874.52  |              |
| Other Public Safety                                      |  |   |  | Balance Outstanding Dec. 31, 1969 77,577.50       |              |
| <b>PUBLIC WORKS</b>                                      |  |   |  | <b>PRIOR YEARS TAXES OUTSTANDING</b>              |              |
| Streets and Drainage 70,665.00                           |  |   |  | Balance January 1, 1969 64,296.65                 |              |
| Sewers and Sewage Processing                             |  |   |  | Collected in 1969 55,579.63                       |              |
| Garbage and Trash Disposal                               |  |   |  | Cancelled, Abated or Adjusted (1969)              |              |
| Public Buildings and Grounds 3,000.00                    |  |   |  | Transfers to Tax Title Liens or Foreclosed 290.16 |              |
| Other Public Works                                       |  |   |  | Balance December 31, 1969 8,426.86                |              |
| <b>HEALTH and WELFARE</b>                                |  |   |  | <b>TAX TITLE LIENS OUTSTANDING</b>                |              |
| Health Services Except Environmental 2,750.00            |  |   |  | Balance January 1, 1969 1,849.01                  |              |
| Welfare-Public Assistance 1,900.00                       |  |   |  | Transfers From Taxes 1,225.31                     |              |
| Hospitals, Clinics, First Aid                            |  |   |  | Redeemed in 1969                                  |              |
| Animal, Insect, & Rodent Control                         |  |   |  | Cancelled, Abated or Adjusted (1969)              |              |
| Other Welfare Services                                   |  |   |  | Transfers to Foreclosed Property                  |              |
| <b>RECREATION and CONSERVATION</b>                       |  |   |  | Balance December 31, 1969 3,074.32                |              |
| Beaches and Boardwalks                                   |  |   |  | <b>PROPERTY ACQUIRED BY DEED OR</b>               |              |
| Parks, Playgrounds, Shade Trees                          |  |   |  | <b>FORECLOSURE</b>                                |              |
| Land Reclamation & Conservation                          |  |   |  | Balance January 1, 1969                           |              |
| Other Recreational Services                              |  |   |  | Transfers From Taxes or Liens                     |              |
| <b>EDUCATION (excluding schools)</b>                     |  |   |  | Sale for Cash (1969)                              |              |
| Libraries  |  |   |  | Cancelled, Abated or Adjusted (1969)              |              |
| Other Educational Services                               |  |   |  | Balance December 31, 1969                         |              |
| <b>STATUTORY EXPENDITURES</b>                            |  |   |  | <b>CURRENT FINANCES DECEMBER 31, 1969</b>         |              |
| Pensions & F.I.C.A. 6,110.00                             |  |   |  | <b>ASSETS</b>                                     |              |
| Employee Fringe Benefits 2,000.00                        |  |   |  | Cash Dec. 31, 1969 239,446.56                     |              |
| Other Statutory Expenditures                             |  |   |  | Taxes Receivable 86,004.36                        |              |
| <b>MUNICIPAL FUNCTIONS TOTAL 165,185.00</b>              |  |   |  | Tax Title Liens 3,074.32                          |              |
| <b>CAPITAL IMPROVEMENTS 24,500.00</b>                    |  |   |  | Foreclosed Property                               |              |
| <b>DEBT SERVICE</b>                                      |  |   |  | Emergencies & Other Deferred Charges 2,740.72     |              |
| Principal Payments                                       |  |   |  | State Aid Receivable                              |              |
| Interest Payments  |  |   |  | Other Receivables 16,080.88                       |              |
| <b>DEFERRED CHARGES 4,217.69</b>                         |  |   |  | Total 347,346.84                                  |              |
| <b>SCHOOL, COUNTY, SPECIAL DISTRICT TAXES 941,739.02</b> |  |   |  | <b>LIABILITIES</b>                                |              |
| <b>RESERVE FOR UNCOLLECTED TAXES 100,737.83</b>          |  |   |  | Cash Liabilities 62,840.57                        |              |
| <b>EXPENDITURES TOTAL 1,236,379.54</b>                   |  |   |  | Reserves for Receivables 105,159.56               |              |
|  |  |   |  | Surplus Dec. 31, 1969 179,346.71                  |              |
|  |  |   |  | Total 347,346.84                                  |              |

1612  
Population 1960 10,897  
Population 1969 12,090  
S & P Rating 888  
Moody Rating BAA  
Land Area 3.90 Sq. Miles

TOTOWA BORO - PASSAIC COUNTY  
Net Valuation Taxable 114,988,917  
State Equalized Value 138,993,009  
Net Valuation on Which County Taxes  
are apportioned: 146,261,434  
State Equalization Ratio .8273  
General Tax Rate Per \$100. 2.91  
State Equalized  
General Tax Rate: 2.40

PER CAPITA:  
Gross Debt 397.29  
Net Debt 178.08  
Debt Service 15.14  
Total Tax Levy 271.77  
Municipal Expenditures 97.84

PER CENT:  
Gross Debt 3.83  
Net Debt 1.72  
Tax Levy Collected 94.93  
Tax Levy Cancelled, Abated  
or Adjusted .58

| 1969 EXPENDITURES                             |              | 1969 REVENUES                                     |                    | 1969 PROPERTY TAX                          |              |
|---|--------------|---|--------------------|--|--------------|
| <b>GENERAL GOVERNMENT</b>                     |              |   |                    | <b>STATE EQUALIZED TAX RATE</b>            |              |
| Governing Body & Public Boards                | 5,500.00     | 1969 — Property Taxes Collected                   | 3,157,618.79       | Local District School Taxes .66            | 913,501.00   |
| Municipal Clerk                               |              | 1969 Payments in Lieu of Taxes                    |                    | Regional & Consolidated School Tax .72     | 1,005,473.60 |
| Financial Administration                      | 38,829.00    | Delinquent Tax & Lien Collections                 | 81,020.28          | School Taxes in Municipal Budget           |              |
| Assessment of Taxes                           | 43,475.00    | Business Personalty Replacement Taxes             | 119,356.00         | County Taxes .62                           | 859,931.44   |
| Collection of Taxes                           | 12,740.00    | Taxes from Public Utilities                       | 170,551.28         | County Library Taxes                       |              |
| Planning, Housing & Development               | 2,575.00     | Other Miscellaneous Tax Revenues                  |                    | Local Municipal Purpose Taxes .34          | 477,229.68   |
| Human Resources                               |              | State Aid Revenues                                | 52,226.15          | Veteran & Senior Citizen Taxes .06         | 80,420.00    |
| Elections                                     | 1,350.00     | Federal Aid Revenues                              |                    | Total Taxes for Rate Computation 2.40      | 3,336,555.72 |
| General Administration (other)                | 45,831.25    | Sale of Acquired Property                         |                    | Special District Taxes                     |              |
| <b>JUDICIARY</b>                              |              | Other Miscellaneous Revenues                      | 200,948.68         | Bank Stock Taxes                           | 7,432.21     |
| Municipal Courts                              | 5,725.00     | 1969 Revenues                                     | 3,781,721.18       | Added and Omitted Taxes                    | 22,148.01    |
| <b>PUBLIC SAFETY</b>                          |              | Prior Years Surplus Appropriated                  | 175,000.00         | Total Taxes Levied - ABSTRACT              | 3,285,715.94 |
| Fire Protection                               | 22,850.00    | <b>REVENUES</b>                                   | <b>TOTAL</b>       | <b>TOTAL TAXES BILLED</b>                  | 3,326,128.05 |
| Police Protection                             | 201,045.00   |   |                    | <b>1969 TAXES COLLECTED</b>                | 3,157,618.79 |
| Civil Defense & Disaster Control              | 3,650.00     | <b>1969 REAL PROPERTY VALUATIONS</b>              |                    | 1969 Taxes Cancelled, Abated or Adjusted   | 19,284.80    |
| Environmental Inspection & Control            | 3,265.00     | Code Class # of Parcels %VAL'N                    | ASSESSED VALUATION | Transfer to Tax Title Liens or Foreclosed  | 101.85       |
| Other Public Safety                           |              | 1 Vacant Land 124 4.82                            | 5,496,800.00       | Balance Outstanding Dec. 31, 1969          | 149,122.61   |
| <b>PUBLIC WORKS</b>                           |              | 2 Residential 2648 50.63                          | 57,681,500.00      | <b>PRIOR YEARS TAXES OUTSTANDING</b>       |              |
| Streets and Drainage                          | 104,950.00   | 3 Farm 1 .03                                      | 35,300.00          | Balance January 1, 1969                    | 122,957.67   |
| Sewers and Sewage Processing                  | 75,400.00    | 4a Commercial 126 22.87                           | 26,053,000.00      | Collected in 1969                          | 80,534.93    |
| Garbage and Trash Disposal                    | 68,500.00    | 4b Industrial 51 21.65                            | 24,672,100.00      | Cancelled, Abated or Adjusted (1969)       |              |
| Public Buildings and Grounds                  | 14,690.00    | 4c Apartments                                     |                    | Transfers to Tax Title Liens or Foreclosed |              |
| Other Public Works                            |              | Total 2950 100.00                                 | 113,938,700.00     | Balance December 31, 1969                  | 42,422.74    |
| <b>HEALTH and WELFARE</b>                     |              | <b>CAPITAL DEBT AUTHORIZED, DECEMBER 31, 1969</b> |                    | <b>TAX TITLE LIENS OUTSTANDING</b>         |              |
| Health Services Except Environmental          | 14,725.00    | ISSUED AND UNISSUED                               | GROSS DEBT         | Balance January 1, 1969                    | 1,615.38     |
| Welfare-Public Assistance                     | 2,350.00     | School  | 2,155,254          | Transfers From Taxes                       | 101.85       |
| Hospitals, Clinics, First Aid                 |              | Self-liquidating                                  | 109,335            | Redeemed in 1969                           | 485.35       |
| Animal, Insect, & Rodent Control              |              | Other   | 2,538,644          | Cancelled, Abated or Adjusted (1969)       |              |
| Other Welfare Services                        |              | Total   | 4,803,233          | Transfers to Foreclosed Property           |              |
| <b>RECREATION and CONSERVATION</b>            |              | <b>ISSUED AND OUTSTANDING</b>                     |                    | Balance December 31, 1969                  | 1,231.88     |
| Beaches and Boardwalks                        |              | School  | 2,155,254.02       | <b>PROPERTY ACQUIRED BY DEED OR</b>        |              |
| Parks, Playgrounds, Shade Trees               | 26,500.00    | Self-Liquidating                                  | 67,600.00          | <b>FORECLOSURE</b>                         |              |
| Land Reclamation & Conservation               |              | Other   | 2,415,550.00       | Balance January 1, 1969                    | 39,700.00    |
| Other Recreational Services                   | 17,649.75    | Total   | 4,638,404.02       | Transfers From Taxes or Liens              |              |
| <b>EDUCATION (excluding schools)</b>          |              | <b>EQUALIZED VALUATION BASIS</b>                  |                    | Sale for Cash (1969)                       |              |
| Libraries                                     | 25,000.00    | <b>FOR NET DEBT COMPUTATION</b>                   | 125,449,691.33     | Cancelled, Abated or Adjusted (1969)       |              |
| Other Educational Services                    |              | 1969 CAPITAL OUTLAY                               | TOTAL              | Balance December 31, 1969                  | 39,700.00    |
| <b>STATUTORY EXPENDITURES</b>                 |              | Beaches and Boardwalks                            | 187,022.42         | <b>CURRENT FINANCES DECEMBER 31, 1969</b>  |              |
| Pensions & F.I.C.A.                           | 44,381.98    | Parks and Playgrounds                             | 681.53             | <b>ASSETS</b>                              |              |
| Employee Fringe Benefits                      | 11,080.00    | Public Buildings and Grounds                      |                    | Cash Dec. 31, 1969                         | 1,178,333.15 |
| Other Statutory Expenditures                  |              | Vehicular Equipment                               | 18,735.47          | Taxes Receivable                           | 191,545.35   |
| <b>MUNICIPAL FUNCTIONS</b>                    | <b>TOTAL</b> | Streets, Roads, Sidewalks, Storm Sewers           | 41,533.07          | Tax Title Liens                            | 1,231.88     |
| <b>CAPITAL IMPROVEMENTS</b>                   | 20,000.00    | Sewer System                                      |                    | Foreclosed Property                        | 39,700.00    |
| <b>DEBT SERVICE</b>                           |              | Water Service                                     |                    | Emergencies & Other Deferred Charges       | 43,444.02    |
| Principal Payments                            | 92,000.00    | Other Utilities                                   |                    | State Aid Receivable                       | 86,104.70    |
| Interest Payments                             | 91,033.50    | Hospitals and Clinics                             |                    | Other Receivables                          | 4,895.70     |
| <b>DEFERRED CHARGES</b>                       | 23,289.55    | Garbage and Trash Disposal Facilities             |                    | Total                                      | 1,545,254.80 |
| <b>SCHOOL, COUNTY, SPECIAL DISTRICT TAXES</b> | 2,778,906.04 | Health Equipment                                  | 112,815.10         | <b>LIABILITIES</b>                         |              |
| <b>RESERVE FOR UNCOLLECTED TAXES</b>          | 164,505.61   | Library and Education Facilities                  |                    | Cash Liabilities                           | 1,085,376.15 |
|   |              | Conservation and Recreation                       |                    | Reserves for Receivables                   | 237,372.93   |
| <b>EXPENDITURES</b>                           | <b>TOTAL</b> | Other Expenditures                                | 13,257.25          | Surplus Dec. 31, 1969                      | 222,505.72   |
|   | 3,961,796.68 |   |                    | Total                                      | 1,545,254.80 |

1111  
Population 1960 114,167  
Population 1969 101,810  
AA  
Moody Rating AA  
Land Area 7.50 Sq Miles

# TRENTON CITY

Net Valuation Taxable 179,034,309  
State Equalized Value 357,710,907  
Net Valuation on Which County Taxes  
are apportioned: 390,095,263  
State Equalization Ratio .5005

# - MERCER COUNTY

General Tax Rate Per \$100. 13.04  
State Equalized  
General Tax Rate: 6.52

# PER CAPITA:

Gross Debt 275.00  
Net Debt 106.49  
Debt Service 18.16  
Total Tax Levy 225.58  
Municipal Expenditures 198.64

# PER CENT:

Gross Debt 8.21  
Net Debt 3.18  
Tax Levy Collected 92.18  
Tax Levy Cancelled, Abated  
or Adjusted .91

| 1969 EXPENDITURES                             |                            | 1969 REVENUES                                     |                            | 1969 PROPERTY TAX                          |                    |
|---|----------------------------|---|----------------------------|--|--------------------|
| <b>GENERAL GOVERNMENT</b>                     |                            |   |                            | <b>STATE EQUALIZED TAX RATE</b>            |                    |
| Governing Body & Public Boards                | 90,809.88                  | 1969 — Property Taxes Collected                   | 21,174,910.67              | Local District School Taxes                | 2.49 8,894,463.75  |
| Municipal Clerk                               | 68,308.74                  | 1969 Payments in Lieu of Taxes                    | 100,592.12                 | Regional & Consolidated School Tax         |                    |
| Financial Administration                      | 483,956.87                 | Delinquent Tax & Lien Collections                 | 1,464,558.72               | School Taxes in Municipal Budget           | .09 339,457.00     |
| Assessment of Taxes                           | 76,406.34                  | Business Personalty Replacement Taxes             | 2,600,441.00               | County Taxes                               | .91 3,256,961.19   |
| Collection of Taxes                           | 113,448.03                 | Taxes from Public Utilities                       | 1,402,456.30               | County Library Taxes                       |                    |
| Planning, Housing & Development               | 854,298.72                 | Other Miscellaneous Tax Revenues                  | 52,553.91                  | Local Municipal Purpose Taxes              | 2.89 10,327,730.29 |
| Human Resources                               | 88,737.69                  | State Aid Revenues                                | 1,512,136.55               | Veteran & Senior Citizen Taxes             | .15 521,290.00     |
| Elections                                     | 10,398.34                  | Federal Aid Revenues                              | 379,123.22                 | Total Taxes for Rate Computation           | 6.53 23,339,902.23 |
| General Administration (other)                | 221,770.69                 | Sale of Acquired Property                         |                            | Special District Taxes                     |                    |
| <b>JUDICIARY</b>                              |                            | Other Miscellaneous Revenues                      | 2,179,954.18               | Bank Stock Taxes                           | 99,081.54          |
| Municipal Courts                              | 90,841.42                  | 1969 Revenues                                     | 30,866,726.67              | Added and Omitted Taxes                    | 48,339.85          |
| <b>PUBLIC SAFETY</b>                          |                            | Prior Years Surplus Appropriated                  | 1,000,000.00               | Total Taxes Levied - ABSTRACT              | 22,966,033.62      |
| Fire Protection                               | 2,753,488.45               | <b>REVENUES</b>                                   | <b>TOTAL</b> 31,866,726.67 | <b>TOTAL TAXES BILLED</b>                  | 22,972,429.26      |
| Police Protection                             | 3,285,397.69               |   |                            | 1969 TAXES COLLECTED                       | 21,174,910.67      |
| Civil Defense & Disaster Control              | 42,295.38                  | <b>1969 REAL PROPERTY VALUATIONS</b>              |                            | 1969 Taxes Cancelled, Abated or Adjusted   | 209,394.61         |
| Environmental Inspection & Control            | 81,131.58                  | Code Class # of Parcels %VAL'N                    | ASSESSED VALUATION         | Transfer to Tax Title Liens or Foreclosed  | 265,498.68         |
| Other Public Safety                           | 245,107.56                 | 1 Vacant Land 794 .43                             | 729,380.00                 | Balance Outstanding Dec. 31, 1969          | 1,322,625.30       |
| <b>PUBLIC WORKS</b>                           |                            | 2 Residential 22491 53.63                         | 91,711,380.00              | <b>PRIOR YEARS TAXES OUTSTANDING</b>       |                    |
| Streets and Drainage                          | 1,112,149.31               | 3 Farm  |                            | Balance January 1, 1969                    | 2,379,175.14       |
| Sewers and Sewage Processing                  | 521,073.21                 | 4a Commercial 3464 30.57                          | 52,266,100.00              | Collected in 1969                          | 1,305,612.36       |
| Garbage and Trash Disposal                    | 789,847.02                 | 4b Industrial 233 10.82                           | 18,501,980.00              | Cancelled, Abated or Adjusted (1969)       | 34,031.70          |
| Public Buildings and Grounds                  | 540,095.97                 | 4c Apartments 186 4.55                            | 7,783,210.00               | Transfers to Tax Title Liens or Foreclosed | 98,218.64          |
| Other Public Works                            | 33,003.96                  | Total 27168 100.00                                | 170,992,050.00             | Balance December 31, 1969                  | 941,312.44         |
| <b>HEALTH and WELFARE</b>                     |                            | <b>CAPITAL DEBT AUTHORIZED, DECEMBER 31, 1969</b> |                            | <b>TAX TITLE LIENS OUTSTANDING</b>         |                    |
| Health Services Except Environmental          | 474,504.67                 | ISSUED AND UNISSUED                               | GROSS DEBT                 | Balance January 1, 1969                    | 541,789.76         |
| Welfare-Public Assistance                     | 354,105.22                 | School  | 7,125,500                  | Transfers From Taxes                       | 376,791.16         |
| Hospitals, Clinics, First Aid                 | 32,289.20                  | Self-liquidating                                  | 7,118,000                  | Redeemed in 1969                           | 162,430.45         |
| Animal, Insect, & Rodent Control              | 206,752.11                 | Other   | 13,754,246                 | Cancelled, Abated or Adjusted (1969)       | 1,223.12           |
| Other Welfare Services                        |                            | Total   | 27,997,746                 | Transfers to Foreclosed Property           |                    |
| <b>RECREATION and CONSERVATION</b>            |                            | ISSUED AND OUTSTANDING                            |                            | Balance December 31, 1969                  | 754,927.35         |
| Beaches and Boardwalks                        |                            | School  | 6,257,500.00               | <b>PROPERTY ACQUIRED BY DEED OR</b>        |                    |
| Parks, Playgrounds, Shade Trees               | 715,674.80                 | Self-Liquidating                                  | 6,003,000.00               | <b>FORECLOSURE</b>                         |                    |
| Land Reclamation & Conservation               |                            | Other   | 11,431,627.00              | Balance January 1, 1969                    | 200,795.00         |
| Other Recreational Services                   | 18,977.66                  | Total   | 23,692,127.00              | Transfers From Taxes or Liens              |                    |
| <b>EDUCATION (excluding schools)</b>          |                            | <b>EQUALIZED VALUATION BASIS</b>                  |                            | Sale for Cash (1969)                       | 2,850.00           |
| Libraries                                     | 471,592.00                 | <b>FOR NET DEBT COMPUTATION</b>                   | 340,891,573.00             | Cancelled, Abated or Adjusted (1969)       | 5,395.00           |
| Other Educational Services                    | 45,286.50                  | 1969 CAPITAL OUTLAY                               | TOTAL                      | Balance December 31, 1969                  | 192,550.00         |
| <b>STATUTORY EXPENDITURES</b>                 |                            | Beaches and Boardwalks                            | 1,886,219.77               | <b>CURRENT FINANCES DECEMBER 31, 1969</b>  |                    |
| Pensions & F.I.C.A.                           | 1,806,785.67               | Parks and Playgrounds                             | 221,759.31                 | <b>ASSETS</b>                              |                    |
| Employee Fringe Benefits                      | 200,000.00                 | Public Buildings and Grounds                      | 929,966.68                 | Cash Dec. 31, 1969                         | 4,059,859.21       |
| Other Statutory Expenditures                  |                            | Vehicular Equipment                               |                            | Taxes Receivable                           | 2,263,937.74       |
| <b>MUNICIPAL FUNCTIONS</b>                    | <b>TOTAL</b> 15,828,534.68 | Streets, Roads, Sidewalks, Storm Sewers           | 301,532.17                 | Tax Title Liens                            | 754,927.35         |
| <b>CAPITAL IMPROVEMENTS</b>                   | 146,000.00                 | Sewer System                                      |                            | Foreclosed Property                        | 192,550.00         |
| <b>DEBT SERVICE</b>                           |                            | Water Service                                     | 208,442.00                 | Emergencies & Other Deferred Charges       | 15,700.00          |
| Principal Payments                            | 1,250,000.00               | Other Utilities                                   |                            | State Aid Receivable                       |                    |
| Interest Payments                             | 598,703.21                 | Hospitals and Clinics                             |                            | Other Receivables                          | 492,644.77         |
| <b>TYPE I SCHL DEBT *MEMO</b>                 | 769,129.51                 | Garbage and Trash Disposal Facilities             |                            | Total                                      | 7,779,619.07       |
| <b>DEFERRED CHARGES</b>                       | 72,803.67                  | Health Equipment                                  |                            | <b>LIABILITIES</b>                         |                    |
| <b>SCHOOL, COUNTY, SPECIAL DISTRICT TAXES</b> | 12,490,881.94              | Library and Education Facilities                  | 154,816.98                 | Cash Liabilities                           | 1,390,600.60       |
| <b>RESERVE FOR UNCOLLECTED TAXES</b>          | 2,327,972.79               | Conservation and Recreation                       | 69,702.63                  | Reserves for Receivables                   | 3,704,059.86       |
| <b>EXHENDITURES</b>                           | <b>TOTAL</b> 32,714,896.29 | Other Expenditures                                |                            | Surplus Dec. 31, 1969                      | 2,684,958.61       |
|   |                            |   |                            | Total                                      | 7,779,619.07       |

1532  
Population 1960 1,536  
Population 1969 1,760  
Moody Rating  
Land Area 3.80 Sq Miles

TUCKERTON BORO - OCEAN COUNTY  
Net Valuation Taxable 11,497,950  
State Equalized Value 12,033,437 General Tax Rate Per \$100. 3.60  
Net Valuation on Which County Taxes are apportioned: 12,555,993 State Equalized  
State Equalization Ratio .9555 General Tax Rate: 3.43

PER CAPITA:  
Gross Debt 54.09  
Net Debt 8.64  
Debt Service .11  
Total Tax Levy 229.58  
Municipal Expenditures 88.94

PER CENT:  
Gross Debt .85  
Net Debt .14  
Tax Levy Collected 89.84  
Tax Levy Cancelled, Abated or Adjusted

| 1969 EXPENDITURES                      |            | 1969 REVENUES                              |            | 1969 PROPERTY TAX                          |                 |
|--|------------|--|------------|--|-----------------|
| GENERAL GOVERNMENT                     |            | 1969 — Property Taxes Collected 363,016.18 |            | STATE EQUALIZED TAX RATE 2.41              |                 |
| Governing Body & Public Boards         |            | 1969 Payments in Lieu of Taxes             |            | Local District School Taxes                | 289,950.00      |
| Municipal Clerk                        |            | Delinquent Tax & Lien Collections          | 34,921.25  | Regional & Consolidated School Tax         |                 |
| Financial Administration               | 1,700.00   | Business Personalty Replacement Taxes      | 7,399.00   | School Taxes in Municipal Budget           |                 |
| Assessment of Taxes                    | 2,620.00   | Taxes from Public Utilities                | 42,920.59  | County Taxes                               | .55 65,715.63   |
| Collection of Taxes                    | 4,500.00   | Other Miscellaneous Tax Revenues           | 8,746.73   | County Library Taxes                       | .02 2,698.66    |
| Planning, Housing & Development        | 300.00     | State Aid Revenues                         |            | Local Municipal Purpose Taxes              | .33 39,549.79   |
| Human Resources                        |            | Federal Aid Revenues                       |            | Veteran & Senior Citizen Taxes             | .13 15,810.00   |
| Elections                              |            | Sale of Acquired Property                  | 5,593.88   | Total Taxes for Rate Computation           | 3.44 413,724.08 |
| General Administration (other)         | 13,925.00  | Other Miscellaneous Revenues               | 32,100.23  | Special District Taxes                     |                 |
| JUDICIARY                              |            | 1969 Revenues Total                        | 494,697.86 | Bank Stock Taxes                           | 1,600.21        |
| Municipal Courts                       | 3,750.00   | Prior Years Surplus Appropriated           | 20,300.00  | Added and Omitted Taxes                    | 4,539.23        |
| PUBLIC SAFETY                          |            | REVENUES TOTAL                             | 514,997.86 | Total Taxes Levied - ABSTRACT              | 404,053.52      |
| Fire Protection                        | 7,100.00   |  |            | TOTAL TAXES BILLED                         | 404,053.52      |
| Police Protection                      | 17,500.00  |  |            | 1969 TAXES COLLECTED                       | 363,016.18      |
| Civil Defense & Disaster Control       | 200.00     |  |            | 1969 Taxes Cancelled, Abated or Adjusted   |                 |
| Environmental Inspection & Control     | 3,275.00   |  |            | Transfer to Tax Title Liens or Foreclosed  |                 |
| Other Public Safety                    |            |  |            | Balance Outstanding Dec. 31, 1969          | 41,037.34       |
| PUBLIC WORKS                           |            |  |            | PRIOR YEARS TAXES OUTSTANDING              |                 |
| Streets and Drainage                   | 21,196.67  |  |            | Balance January 1, 1969                    | 41,013.59       |
| Sewers and Sewage Processing           |            |  |            | Collected in 1969                          | 33,694.42       |
| Garbage and Trash Disposal             | 18,300.00  |  |            | Cancelled, Abated or Adjusted (1969)       |                 |
| Public Buildings and Grounds           | 1,300.00   |  |            | Transfers to Tax Title Liens or Foreclosed |                 |
| Other Public Works                     |            |  |            | Balance December 31, 1969                  | 7,319.17        |
| HEALTH and WELFARE                     |            |  |            | TAX TITLE LIENS OUTSTANDING                |                 |
| Health Services Except Environmental   | 2,000.00   |  |            | Balance January 1, 1969                    | 19,033.27       |
| Welfare-Public Assistance              | 740.00     |  |            | Transfers From Taxes                       |                 |
| Hospitals, Clinics, First Aid          |            |  |            | Redeemed in 1969                           | 1,226.83        |
| Animal, Insect, & Rodent Control       | 3,385.00   |  |            | Cancelled, Abated or Adjusted (1969)       |                 |
| Other Welfare Services                 |            |  |            | Transfers to Foreclosed Property:          |                 |
| RECREATION and CONSERVATION            |            |  |            | Balance December 31, 1969                  | 17,806.44       |
| Beaches and Boardwalks                 |            |  |            | PROPERTY ACQUIRED BY DEED OR               |                 |
| Parks, Playgrounds, Shade Trees        |            |  |            | FORECLOSURE                                |                 |
| Land Reclamation & Conservation        |            |  |            | Balance January 1, 1969                    | 36,268.88       |
| Other Recreational Services            | 1,290.00   |  |            | Transfers From Taxes or Liens              |                 |
| EDUCATION (excluding schools)          |            |  |            | Sale for Cash (1969)                       | 5,593.88        |
| Libraries                              | 1,200.00   |  |            | Cancelled, Abated or Adjusted (1969)       |                 |
| Other Educational Services             |            |  |            | Balance December 31, 1969                  | 30,675.00       |
| STATUTORY EXPENDITURES                 |            |  |            | CURRENT FINANCES DECEMBER 31, 1969         |                 |
| Pensions & F.I.C.A.                    | 3,100.00   |  |            | ASSETS                                     |                 |
| Employee Fringe Benefits               |            |  |            | Cash Dec. 31, 1969                         | 189,431.32      |
| Other Statutory Expenditures           |            |  |            | Taxes Receivable                           | 48,356.51       |
| MUNICIPAL FUNCTIONS                    |            |  |            | Tax Title Liens                            | 17,806.44       |
| CAPITAL IMPROVEMENTS                   |            |  |            | Foreclosed Property                        | 30,675.00       |
| DEBT SERVICE                           |            |  |            | Emergencies & Other Deferred Charges       | 3,100.00        |
| Principal Payments                     |            |  |            | State Aid Receivable                       | 5,022.00        |
| Interest Payments                      | 200.00     |  |            | Other Receivables                          | 29,783.22       |
| DEFERRED CHARGES                       |            |  |            | Total                                      | 324,174.49      |
| SCHOOL, COUNTY, SPECIAL DISTRICT TAXES | 358,364.29 |  |            | LIABILITIES                                |                 |
| RESERVE FOR UNCOLLECTED TAXES          | 43,955.33  |  |            | Cash Liabilities                           | 143,897.36      |
| EXPENDITURES TOTAL                     | 514,901.29 |  |            | Reserves for Receivables                   | 126,621.17      |
|  |            |  |            | Surplus Dec. 31, 1969                      | 53,655.96       |
|  |            |  |            | Total                                      | 324,174.49      |

1025  
Population 1960 1,717  
Population 1969 1,990  
Moody Rating  
Land Area 20.36 Sq. Miles

UNION TWP  
Net Valuation Taxable 12,375,513  
State Equalized Value 16,874,165  
Net Valuation on Which County Taxes  
are apportioned: 16,349,690  
State Equalization Ratio .7334

- HUNTERDON COUNTY

General Tax Rate Per \$100. 3.81  
State Equalized  
General Tax Rate: 2.79

PER CAPITA:  
Gross Debt 455.94  
Net Debt 44.87  
Debt Service  
Total Tax Levy 233.92  
Municipal Expenditures 83.24

PER CENT:  
Gross Debt 6.18  
Net Debt .61  
Tax Levy Collected 88.25  
Tax Levy Cancelled, Abated  
or Adjusted .38

| 1969 EXPENDITURES                             |                   | 1969 REVENUES                                     |                    | 1969 PROPERTY TAX                          |                   |
|---|-------------------|---|--------------------|--|-------------------|
| <b>GENERAL GOVERNMENT</b>                     |                   |   |                    | <b>STATE EQUALIZED TAX RATE</b>            |                   |
| Governing Body & Public Boards                |                   | 1969 — Property Taxes Collected                   | 411,727.93         | Local District School Taxes                | 1.42 240,111.44   |
| Municipal Clerk                               |                   | 1969 Payments in Lieu of Taxes                    |                    | Regional & Consolidated School Tax         | .84 142,266.38    |
| Financial Administration                      | 2,600.00          | Delinquent Tax & Lien Collections                 | 51,368.97          | School Taxes in Municipal Budget           |                   |
| Assessment of Taxes                           | 2,500.00          | Business Personalty Replacement Taxes             | 23,590.00          | County Taxes                               | .45 76,525.55     |
| Collection of Taxes                           | 3,200.00          | Taxes from Public Utilities                       | 24,852.98          | County Library Taxes                       | .02 2,775.84      |
| Planning, Housing & Development               | 7,450.00          | Other Miscellaneous Tax Revenues                  |                    | Local Municipal Purpose Taxes              |                   |
| Human Resources                               |                   | State Aid Revenues                                | 14,186.13          | Veteran & Senior Citizen Taxes             | .06 9,470.00      |
| Elections                                     |                   | Federal Aid Revenues                              |                    | Total Taxes for Rate Computation           | 2.79 471,149.21   |
| General Administration (other)                | 11,940.00         | Sale of Acquired Property                         |                    | Special District Taxes                     |                   |
| <b>JUDICIARY</b>                              |                   | Other Miscellaneous Revenues                      | 46,188.77          | Bank Stock Taxes                           | 79.13             |
| Municipal Courts                              | 3,000.00          | 1969 Revenues                                     | 571,914.78         | Added and Omitted Taxes                    | 3,733.81          |
| <b>PUBLIC SAFETY</b>                          |                   | Prior Years Surplus Appropriated                  | 10,820.00          | Total Taxes Levied - ABSTRACT              | 465,492.15        |
| Fire Protection                               | 3,400.00          | <b>REVENUES</b>                                   | <b>582,734.78</b>  | <b>TOTAL TAXES BILLED</b>                  | <b>466,550.78</b> |
| Police Protection                             | 400.00            |   |                    | 1969 TAXES COLLECTED                       | 411,727.93        |
| Civil Defense & Disaster Control              | 100.00            | <b>1969 REAL PROPERTY VALUATIONS</b>              |                    | 1969 Taxes Cancelled, Abated or Adjusted   | 1,792.13          |
| Environmental Inspection & Control            | 900.00            | Code Class # of Parcels %VAL'N                    | ASSESSED VALUATION | Transfer to Tax Title Liens or Foreclosed  | 144.78            |
| Other Public Safety                           |                   | 1 Vacant Land 96 3.71                             | 451,350.00         | Balance Outstanding Dec. 31, 1969          | 52,885.94         |
| <b>PUBLIC WORKS</b>                           |                   | 2 Residential 356 49.64                           | 6,044,100.00       | <b>PRIOR YEARS TAXES OUTSTANDING</b>       |                   |
| Streets and Drainage                          | 32,600.00         | 3 Farm 151 28.68                                  | 3,491,310.00       | Balance January 1, 1969                    | 103,972.10        |
| Sewers and Sewage Processing                  |                   | 4a Commercial 33 15.44                            | 1,880,258.00       | Collected in 1969                          | 52,302.79         |
| Garbage and Trash Disposal                    |                   | 4b Industrial 7 2.34                              | 285,050.00         | Cancelled, Abated or Adjusted (1969)       | 1,275.90          |
| Public Buildings and Grounds                  | 2,600.00          | 4c Apartments 1 .19                               | 23,000.00          | Transfers to Tax Title Liens or Foreclosed | 124.64            |
| Other Public Works                            |                   | Total 644 100.00                                  | 12,175,068.00      | Balance December 31, 1969                  | 50,268.77         |
| <b>HEALTH and WELFARE</b>                     |                   | <b>CAPITAL DEBT AUTHORIZED, DECEMBER 31, 1969</b> |                    | <b>TAX TITLE LIENS OUTSTANDING</b>         |                   |
| Health Services Except Environmental          | 325.00            | <b>ISSUED AND UNISSUED</b>                        |                    | Balance January 1, 1969                    | 909.57            |
| Welfare-Public Assistance                     | 490.00            | <b>GROSS DEBT</b>                                 |                    | Transfers From Taxes                       | 269.42            |
| Hospitals, Clinics, First Aid                 |                   | School 907,318                                    |                    | Redeemed in 1969                           |                   |
| Animal, Insect, & Rodent Control              |                   | Self-liquidating                                  |                    | Cancelled, Abated or Adjusted (1969)       |                   |
| Other Welfare Services                        |                   | Other   |                    | Transfers to Foreclosed Property           |                   |
| <b>RECREATION and CONSERVATION</b>            |                   | Total 907,318                                     |                    | Balance December 31, 1969                  | 1,178.99          |
| Beaches and Boardwalks                        |                   | <b>ISSUED AND OUTSTANDING</b>                     |                    | <b>PROPERTY ACQUIRED BY DEED OR</b>        |                   |
| Parks, Playgrounds, Shade Trees               |                   | School 161,205.81                                 |                    | <b>FORECLOSURE</b>                         |                   |
| Land Reclamation & Conservation               |                   | Self-Liquidating                                  |                    | Balance January 1, 1969                    |                   |
| Other Recreational Services                   |                   | Other   |                    | Transfers From Taxes or Liens              |                   |
| <b>EDUCATION (excluding schools)</b>          |                   | Total 161,205.81                                  |                    | Sale for Cash (1969)                       |                   |
| Libraries                                     |                   | <b>EQUALIZED VALUATION BASIS</b>                  |                    | Cancelled, Abated or Adjusted (1969)       |                   |
| Other Educational Services                    |                   | <b>FOR NET DEBT COMPUTATION</b>                   |                    | Balance December 31, 1969                  |                   |
| <b>STATUTORY EXPENDITURES</b>                 |                   | 1969 CAPITAL OUTLAY                               |                    | <b>CURRENT FINANCES DECEMBER 31, 1969</b>  |                   |
| Pensions & F.I.C.A.                           | 2,223.00          | TOTAL   |                    | <b>ASSETS</b>                              |                   |
| Employee Fringe Benefits                      | 600.00            | Beaches and Boardwalks                            |                    | Cash Dec. 31, 1969                         | 304,977.81        |
| Other Statutory Expenditures                  |                   | Parks and Playgrounds                             |                    | Taxes Receivable                           | 103,154.71        |
| <b>MUNICIPAL FUNCTIONS</b>                    | <b>74,328.00</b>  | Public Buildings and Grounds                      |                    | Tax Title Liens                            | 1,178.99          |
| <b>CAPITAL IMPROVEMENTS</b>                   | <b>1,600.00</b>   | Vehicular Equipment                               |                    | Foreclosed Property                        |                   |
| <b>DEBT SERVICE</b>                           |                   | Streets, Roads, Sidewalks, Storm Sewers           |                    | Emergencies & Other Deferred Charges       | 14,000.00         |
| Principal Payments                            |                   | Sewer System                                      |                    | State Aid Receivable                       | 24,382.00         |
| Interest Payments                             |                   | Water Service                                     |                    | Other Receivables                          | 27,882.61         |
|   |                   | Other Utilities                                   |                    | Total                                      | 475,576.12        |
|   |                   | Hospitals and Clinics                             |                    | <b>LIABILITIES</b>                         |                   |
| <b>DEFERRED CHARGES</b>                       | <b>15,000.00</b>  | Garbage and Trash Disposal Facilities             |                    | Cash Liabilities                           | 258,529.65        |
| <b>SCHOOL, COUNTY, SPECIAL DISTRICT TAXES</b> | <b>461,679.21</b> | Health Equipment                                  |                    | Reserves for Receivables                   | 132,216.31        |
| <b>RESERVE FOR UNCOLLECTED TAXES</b>          | <b>74,720.00</b>  | Library and Education Facilities                  |                    | Surplus Dec. 31, 1969                      | 84,830.16         |
| <b>EXPENDITURES</b>                           | <b>627,327.21</b> | Conservation and Recreation                       |                    | Total                                      | 475,576.12        |
|   |                   | Other Expenditures                                |                    |  |                   |



1533  
Population 1960 1,270  
Population 1969 1,490  
  
Moody Rating  
Land Area 33.30 Sq. Miles

UNION TWP - OCEAN COUNTY  
Net Valuation Taxable 9,204,006  
State Equalized Value 12,140,886  
Net Valuation on Which County Taxes  
are apportioned: 11,169,735  
State Equalization Ratio .7581  
  
General Tax Rate Per \$100. 3.79  
  
State Equalized  
General Tax Rate: 2.87

PER CAPITA:  
Gross Debt 31.83  
Net Debt 25.12  
Debt Service  
Total Tax Levy 227.24  
Municipal Expenditures 134.52

PER CENT:  
Gross Debt .45  
Net Debt .36  
Tax Levy Collected 78.39  
Tax Levy Cancelled, Abated  
or Adjusted

| 1969 EXPENDITURES                      |            | 1969 REVENUES                              |                    | 1969 PROPERTY TAX                          |                 |
|--|------------|--|--------------------|--|-----------------|
| GENERAL GOVERNMENT                     |            | 1969 — Property Taxes Collected            |                    | STATE EQUALIZED TAX RATE                   |                 |
| Governing Body & Public Boards         |            |  | 265,401.52         | Local District School Taxes                | 1.94 235,132.00 |
| Municipal Clerk                        |            | 1969 Payments in Lieu of Taxes             |                    | Regional & Consolidated School Tax         |                 |
| Financial Administration               | 5,095.00   | Delinquent Tax & Lien Collections          | 68,775.57          | School Taxes in Municipal Budget           |                 |
| Assessment of Taxes                    | 4,910.00   | Business Personalty Replacement Taxes      | 6,692.00           | County Taxes                               | .48 58,411.65   |
| Collection of Taxes                    | 16,275.00  | Taxes from Public Utilities                | 41,764.67          | County Library Taxes                       | .02 2,398.72    |
| Planning, Housing & Development        | 5,300.00   | Other Miscellaneous Tax Revenues           |                    | Local Municipal Purpose Taxes              | .32 38,702.84   |
| Human Resources                        |            | State Aid Revenues                         | 16,327.14          | Veteran & Senior Citizen Taxes             | .11 13,300.00   |
| Elections                              |            | Federal Aid Revenues                       |                    | Total Taxes for Rate Computation           | 2.87 347,945.21 |
| General Administration (other)         | 14,390.00  | Sale of Acquired Property                  |                    | Special District Taxes                     |                 |
| JUDICIARY                              |            | Other Miscellaneous Revenues               | 22,381.32          | Bank Stock Taxes                           | 2,397.16        |
| Municipal Courts                       | 5,570.00   | 1969 Revenues                              | 421,342.22         | Added and Omitted Taxes                    | 1,543.72        |
| PUBLIC SAFETY                          |            | Prior Years Surplus Appropriated           | 43,000.00          | Total Taxes Levied - ABSTRACT              | 338,586.09      |
| Fire Protection                        | 9,650.00   | REVENUES                                   | 464,342.22         | TOTAL TAXES BILLED                         | 338,586.09      |
| Police Protection                      | 11,000.00  |  |                    | 1969 TAXES COLLECTED                       | 265,401.52      |
| Civil Defense & Disaster Control       | 275.00     | 1969 REAL PROPERTY VALUATIONS              |                    | 1969 Taxes Cancelled, Abated or Adjusted   |                 |
| Environmental Inspection & Control     | 750.00     | Code Class # of Parcels %VAL'N             | ASSESSED VALUATION | Transfer to Tax Title Liens or Foreclosed  |                 |
| Other Public Safety                    |            | 1 Vacant Land 1130 28.12                   | 2,445,490.00       | Balance Outstanding Dec. 31, 1969          | 73,184.57       |
| PUBLIC WORKS                           |            | 2 Residential 609 57.45                    | 4,996,130.00       | PRIOR YEARS TAXES OUTSTANDING              |                 |
| Streets and Drainage                   | 12,065.00  | 3 Farm 14 2.03                             | 176,120.00         | Balance January 1, 1969                    | 70,306.63       |
| Sewers and Sewage Processing           |            | 4a Commercial 55 11.12                     | 967,140.00         | Collected in 1969                          | 55,399.78       |
| Garbage and Trash Disposal             | 12,590.00  | 4b Industrial 9 1.29                       | 112,060.00         | Cancelled, Abated or Adjusted (1969)       |                 |
| Public Buildings and Grounds           | 4,350.00   | 4c Apartments                              |                    | Transfers to Tax Title Liens or Foreclosed |                 |
| Other Public Works                     |            | Total 1817 100.01                          | 8,696,940.00       | Balance December 31, 1969                  | 14,906.85       |
| HEALTH and WELFARE                     |            | CAPITAL DEBT AUTHORIZED, DECEMBER 31, 1969 |                    | TAX TITLE LIENS OUTSTANDING                |                 |
| Health Services Except Environmental   | 100.00     | ISSUED AND UNISSUED                        |                    | Balance January 1, 1969                    | 47,703.94       |
| Welfare-Public Assistance              | 1,640.00   | GROSS DEBT                                 |                    | Transfers From Taxes                       |                 |
| Hospitals, Clinics, First Aid          | 500.00     | School 10,000                              |                    | Redeemed in 1969                           | 13,375.79       |
| Animal, Insect, & Rodent Control       | 4,855.00   | Self-liquidating                           |                    | Cancelled, Abated or Adjusted (1969)       |                 |
| Other Welfare Services                 |            | Other 37,433                               |                    | Transfers to Foreclosed Property           |                 |
| RECREATION and CONSERVATION            |            | Total 47,433                               |                    | Balance December 31, 1969                  | 34,328.15       |
| Beaches and Boardwalks                 |            | ISSUED AND OUTSTANDING                     |                    | PROPERTY ACQUIRED BY DEED OR               |                 |
| Parks, Playgrounds, Shade Trees        |            | School 10,000.00                           |                    | FORECLOSURE                                |                 |
| Land Reclamation & Conservation        |            | Self-Liquidating                           |                    | Balance January 1, 1969                    | 55,301.00       |
| Other Recreational Services            | 6,800.00   | Other                                      |                    | Transfers From Taxes or Liens              |                 |
| EDUCATION (excluding schools)          |            | Total 10,000.00                            |                    | Sale for Cash (1969)                       |                 |
| Libraries                              | 100.00     | EQUALIZED VALUATION BASIS                  |                    | Cancelled, Abated or Adjusted (1969)       |                 |
| Other Educational Services             | 500.00     | FOR NET DEBT COMPUTATION                   |                    | Balance December 31, 1969                  | 55,301.00       |
| STATUTORY EXPENDITURES                 |            | 1969 CAPITAL OUTLAY                        |                    | CURRENT FINANCES DECEMBER 31, 1969         |                 |
| Pensions & F.I.C.A.                    | 2,200.00   | TOTAL                                      |                    | ASSETS                                     |                 |
| Employee Fringe Benefits               |            | Beaches and Boardwalks                     |                    | Cash Dec. 31, 1969                         | 113,728.34      |
| Other Statutory Expenditures           |            | Parks and Playgrounds                      |                    | Taxes Receivable                           | 88,091.42       |
| MUNICIPAL FUNCTIONS                    |            | Public Buildings and Grounds               |                    | Tax Title Liens                            | 34,328.15       |
| CAPITAL IMPROVEMENTS                   | 7,325.00   | Vehicular Equipment                        |                    | Foreclosed Property                        | 55,301.00       |
| DEBT SERVICE                           |            | Streets, Roads, Sidewalks, Storm Sewers    |                    | Emergencies & Other Deferred Charges       | 5,125.00        |
| Principal Payments                     |            | Sewer System                               |                    | State Aid Receivable                       | 25,030.59       |
| Interest Payments                      |            | Water Service                              |                    | Other Receivables                          | 66,961.16       |
| DEFERRED CHARGES                       |            | Other Utilities                            |                    | Total                                      | 388,565.66      |
| SCHOOL, COUNTY, SPECIAL DISTRICT TAXES | 295,942.37 | Hospitals and Clinics                      |                    | LIABILITIES                                |                 |
| RESERVE FOR UNCOLLECTED TAXES          | 74,195.00  | Garbage and Trash Disposal Facilities      |                    | Cash Liabilities                           | 89,887.87       |
| EXPENDITURES                           |            | Health Equipment                           |                    | Reserves for Receivables                   | 244,681.73      |
|  |            | Library and Education Facilities           |                    | Surplus Dec. 31, 1969                      | 53,996.06       |
|  |            | Conservation and Recreation                |                    | Total                                      | 388,565.66      |
|  |            | Other Expenditures                         |                    |  |                 |
| TOTAL                                  | 496,377.37 |  |                    |  |                 |

2019  
Population 1960 51,499  
Population 1969 51,499  
S & P Rating AA  
Moody Rating A  
Land Area 9.00 Sq. Miles

UNION TWP  
Net Valuation Taxable 223,541,210  
State Equalized Value 598,023,568  
Net Valuation on Which County Taxes  
are apportioned: 607,664,428  
State Equalization Ratio .3738

- UNION COUNTY  
General Tax Rate Per \$100. 6.01  
State Equalized  
General Tax Rate: 2.24

PER CAPITA:  
Gross Debt 233.75  
Net Debt 65.81  
Debt Service 9.83  
Total Tax Levy 256.42  
Municipal Expenditures 131.88

PER CENT:  
Gross Debt 2.18  
Net Debt .61  
Tax Levy Collected 98.27  
Tax Levy Cancelled, Abated  
or Adjusted .13

| 1969 EXPENDITURES                             |                            | 1969 REVENUES                                     |                            | 1969 PROPERTY TAX                          |                    |
|---|----------------------------|---|----------------------------|--|--------------------|
| <b>GENERAL GOVERNMENT</b>                     |                            | 1969 — Property Taxes Collected                   |                            | STATE EQUALIZED TAX RATE                   |                    |
| Governing Body & Public Boards                |                            |   | 12,972,651.52              | Local District School Taxes                | 1.27 7,565,000.00  |
| Municipal Clerk                               |                            | 1969 Payments in Lieu of Taxes                    | 61,812.49                  | Regional & Consolidated School Tax         |                    |
| Financial Administration                      | 94,600.00                  | Delinquent Tax & Lien Collections                 | 210,097.33                 | School Taxes in Municipal Budget           |                    |
| Assessment of Taxes                           | 51,535.00                  | Business Personalty Replacement Taxes             | 1,067,638.00               | County Taxes                               | .44 2,648,897.07   |
| Collection of Taxes                           | 81,250.00                  | Taxes from Public Utilities                       | 901,411.66                 | County Library Taxes                       |                    |
| Planning, Housing & Development               | 19,525.00                  | Other Miscellaneous Tax Revenues                  |                            | Local Municipal Purpose Taxes              | .48 2,860,235.72   |
| Human Resources                               | 25,960.00                  | State Aid Revenues                                | 255,753.99                 | Veteran & Senior Citizen Taxes             | .06 360,680.00     |
| Elections                                     | 8,250.00                   | Federal Aid Revenues                              |                            | Total Taxes for Rate Computation           | 2.25 13,434,812.79 |
| General Administration (other)                | 149,900.00                 | Sale of Acquired Property                         | 804,650.00                 | Special District Taxes                     |                    |
| <b>JUDICIARY</b>                              |                            | Other Miscellaneous Revenues                      | 629,036.04                 | Bank Stock Taxes                           | 28,818.55          |
| Municipal Courts                              | 33,765.00                  | 1969 Revenues                                     | 16,903,051.03              | Added and Omitted Taxes                    | 102,451.97         |
| <b>PUBLIC SAFETY</b>                          |                            | Prior Years Surplus Appropriated                  | 1,000,000.00               | Total Taxes Levied - ABSTRACT              | 13,205,403.31      |
| Fire Protection                               | 1,427,928.00               | <b>REVENUES</b>                                   | <b>TOTAL</b> 17,903,051.03 | <b>TOTAL TAXES BILLED</b>                  | 13,201,552.15      |
| Police Protection                             | 1,359,050.00               |   |                            | 1969 TAXES COLLECTED                       | 12,972,651.52      |
| Civil Defense & Disaster Control              | 18,045.00                  | <b>1969 REAL PROPERTY VALUATIONS</b>              |                            | 1969 Taxes Cancelled, Abated or Adjusted   | 17,536.59          |
| Environmental Inspection & Control            | 43,870.00                  | Code Class # of Parcels %VAL'N                    | ASSESSED VALUATION         | Transfer to Tax Title Liens or Foreclosed  | 2,570.35           |
| Other Public Safety                           |                            | 1 Vacant Land 1195 1.73                           | 3,811,790.00               | Balance Outstanding Dec. 31, 1969          | 208,793.69         |
| <b>PUBLIC WORKS</b>                           |                            | 2 Residential 14205 68.01                         | 149,461,150.00             | <b>PRIOR YEARS TAXES OUTSTANDING</b>       |                    |
| Streets and Drainage                          | 425,425.00                 | 3 Farm 5 .06                                      | 132,750.00                 | Balance January 1, 1969                    | 259,175.30         |
| Sewers and Sewage Processing                  | 59,150.00                  | 4a Commercial 451 12.19                           | 26,794,390.00              | Collected in 1969                          | 209,749.19         |
| Garbage and Trash Disposal                    | 409,332.00                 | 4b Industrial 228 14.89                           | 32,723,520.00              | Cancelled, Abated or Adjusted (1969)       | 2,186.07           |
| Public Buildings and Grounds                  | 181,900.00                 | 4c Apartments 45 3.11                             | 6,841,780.00               | Transfers to Tax Title Liens or Foreclosed | 2,424.13           |
| Other Public Works                            |                            | Total 16129 99.99                                 | 219,765,380.00             | Balance December 31, 1969                  | 44,815.91          |
| <b>HEALTH and WELFARE</b>                     |                            | <b>CAPITAL DEBT AUTHORIZED, DECEMBER 31, 1969</b> |                            | <b>TAX TITLE LIENS OUTSTANDING</b>         |                    |
| Health Services Except Environmental          | 150,120.00                 | <b>ISSUED AND UNISSUED</b>                        |                            | Balance January 1, 1969                    | 8,524.36           |
| Welfare-Public Assistance                     | 27,170.00                  | School  | GROSS DEBT 8,219,000       | Transfers From Taxes                       | 5,254.83           |
| Hospitals, Clinics, First Aid                 | 3,000.00                   | Self-liquidating                                  |                            | Redeemed in 1969                           | 348.14             |
| Animal, Insect, & Rodent Control              | 10,485.00                  | Other   | 3,819,000                  | Cancelled, Abated or Adjusted (1969)       |                    |
| Other Welfare Services                        |                            | Total   | 12,038,000                 | Transfers to Foreclosed Property:          |                    |
| <b>RECREATION and CONSERVATION</b>            |                            |   |                            | Balance December 31, 1969                  | 13,431.05          |
| Beaches and Boardwalks                        |                            | <b>ISSUED AND OUTSTANDING</b>                     |                            | <b>PROPERTY ACQUIRED BY DEED OR</b>        |                    |
| Parks, Playgrounds, Shade Trees               | 51,910.00                  | School  | 7,569,000.00               | <b>FORECLOSURE</b>                         |                    |
| Land Reclamation & Conservation               |                            | Self-Liquidating                                  |                            | Balance January 1, 1969                    | 1,329,265.00       |
| Other Recreational Services                   | 98,435.00                  | Other   | 2,600,000.00               | Transfers From Taxes or Liens              |                    |
| <b>EDUCATION (excluing schools)</b>           |                            | Total   | 10,169,000.00              | Sale for Cash (1969)                       | 850,850.00         |
| Libraries                                     | 231,666.00                 | <b>EQUALIZED VALUATION BASIS</b>                  |                            | Cancelled, Abated or Adjusted (1969)       |                    |
| Other Educational Services                    |                            | <b>FOR NET DEBT COMPUTATION</b>                   | 551,555,516.67             | Balance December 31, 1969                  | 478,415.00         |
| <b>STATUTORY EXPENDITURES</b>                 |                            | <b>1969 CAPITAL OUTLAY</b>                        | <b>TOTAL</b> 688,589.61    | <b>CURRENT FINANCES DECEMBER 31, 1969</b>  |                    |
| Pensions & F.I.C.A.                           | 475,794.83                 | Beaches and Boardwalks                            |                            | <b>ASSETS</b>                              |                    |
| Employee Fringe Benefits                      | 200,900.00                 | Parks and Playgrounds                             | 20,901.78                  | Cash Dec. 31, 1969                         | 6,567,888.32       |
| Other Statutory Expenditures                  |                            | Public Buildings and Grounds                      | 194,064.80                 | Taxes Receivable                           | 253,609.60         |
| <b>MUNICIPAL FUNCTIONS</b>                    | <b>TOTAL</b> 5,638,905.83  | Vehicular Equipment                               |                            | Tax Title Liens                            | 13,431.05          |
| <b>CAPITAL IMPROVEMENTS</b>                   | 55,000.00                  | Streets, Roads, Sidewalks, Storm Sewers           | 438,097.63                 | Foreclosed Property                        | 478,415.00         |
| <b>DEBT SERVICE</b>                           |                            | Sewer System                                      | 25,104.00                  | Emergencies & Other Deferred Charges       | 80,694.83          |
| Principal Payments                            | 407,000.00                 | Water Service                                     |                            | State Aid Receivable                       |                    |
| Interest Payments                             | 99,000.00                  | Other Utilities                                   |                            | Other Receivables                          | 83,459.11          |
|   |                            | Hospitals and Clinics                             |                            | Total                                      | 7,477,497.91       |
| <b>DEFERRED CHARGES</b>                       | 44,200.00                  | Garbage and Trash Disposal Facilities             |                            | <b>LIABILITIES</b>                         |                    |
| <b>SCHOOL, COUNTY, SPECIAL DISTRICT TAXES</b> | 10,213,897.07              | Health Equipment                                  |                            | Cash Liabilities                           | 4,484,968.52       |
| <b>RESERVE FOR UNCOLLECTED TAXES</b>          | 547,640.27                 | Library and Education Facilities                  | 10,421.40                  | Reserves for Receivables                   | 828,914.76         |
|   |                            | Conservation and Recreation                       |                            | Surplus Dec. 31, 1969                      | 2,163,614.63       |
| <b>EXPENDITURES</b>                           | <b>TOTAL</b> 17,005,643.17 | Other Expenditures                                |                            | Total                                      | 7,477,497.91       |

1350  
Population 1960 5,862  
Population 1969 6,930  
  
Moody Rating  
Land Area 1.80 Sq. Miles

UNION BEACH BORO - MONMOUTH COUNTY  
Net Valuation Taxable 21,340,405  
State Equalized Value 27,233,799 General Tax Rate Per \$100. 4.43  
Net Valuation on Which County Taxes  
are apportioned: 28,933,134 State Equalized  
State Equalization Ratio .7836 General Tax Rate: 3.47

PER CAPITA:  
Gross Debt 67.18  
Net Debt 17.60  
Debt Service 5.45  
Total Tax Levy 130.53  
Municipal Expenditures 94.51

PER CENT:  
Gross Debt 1.83  
Net Debt .48  
Tax Levy Collected 90.64  
Tax Levy Cancelled, Abated  
or Adjusted

| 1969 EXPENDITURES                             |                     | 1969 REVENUES                                     |                           | 1969 PROPERTY TAX                          |                   |
|---|---------------------|---|---------------------------|--|-------------------|
| <b>GENERAL GOVERNMENT</b>                     |                     |   |                           | <b>STATE EQUALIZED TAX RATE</b>            |                   |
| Governing Body & Public Boards                | 1,875.00            | 1969 — Property Taxes Collected                   | 819,953.38                | Local District School Taxes                | 2.08 566,991.50   |
| Municipal Clerk                               | 5,900.00            | 1969 Payments in Lieu of Taxes                    |                           | Regional & Consolidated School Tax         |                   |
| Financial Administration                      | 25,292.53           | Delinquent Tax & Lien Collections                 | 68,872.26                 | School Taxes in Municipal Budget           |                   |
| Assessment of Taxes                           | 28,700.00           | Business Personality Replacement Taxes            | 67,593.00                 | County Taxes                               | .64 173,364.77    |
| Collection of Taxes                           | 32,201.00           | Taxes from Public Utilities                       | 63,222.18                 | County Library Taxes                       | .02 6,484.45      |
| Planning, Housing & Development               | 1,186.00            | Other Miscellaneous Tax Revenues                  |                           | Local Municipal Purpose Taxes              | .57 155,221.74    |
| Human Resources                               |                     | State Aid Revenues                                | 26,777.56                 | Veteran & Senior Citizen Taxes             | .16 43,270.00     |
| Elections                                     | 900.00              | Federal Aid Revenues                              |                           | Total Taxes for Rate Computation           | 3.47 945,332.46   |
| General Administration (other)                | 20,900.00           | Sale of Acquired Property                         | 8,710.54                  | Special District Taxes                     |                   |
| <b>JUDICIARY</b>                              |                     | Other Miscellaneous Revenues                      | 66,536.21                 | Bank Stock Taxes                           | 341.49            |
| Municipal Courts                              | 5,770.00            | 1969 Revenues                                     | 1,121,665.13              | Added and Omitted Taxes                    | 2,199.47          |
| <b>PUBLIC SAFETY</b>                          |                     | Prior Years Surplus Appropriated                  | 200,000.00                | Total Taxes Levied - ABSTRACT              | 904,603.42        |
| Fire Protection                               | 33,699.00           | <b>REVENUES</b>                                   | <b>1,321,665.13</b>       | <b>TOTAL TAXES BILLED</b>                  | <b>904,603.42</b> |
| Police Protection                             | 96,300.00           |   |                           | <b>1969 TAXES COLLECTED</b>                | <b>819,953.38</b> |
| Civil Defense & Disaster Control              | 700.00              | <b>1969 REAL PROPERTY VALUATIONS</b>              |                           | 1969 Taxes Cancelled, Abated or Adjusted   |                   |
| Environmental Inspection & Control            | 2,400.00            | Code Class # of Parcels %VAL'N                    | <b>ASSESSED VALUATION</b> | Transfer to Tax Title Liens or Foreclosed  | 10,000.00         |
| Other Public Safety                           |                     | 1 Vacant Land 2000 3.55                           | 750,000.00                | Balance Outstanding Dec. 31, 1969          | 74,650.04         |
| <b>PUBLIC WORKS</b>                           |                     | 2 Residential 2100 80.97                          | 17,105,850.00             | <b>PRIOR YEARS TAXES OUTSTANDING</b>       |                   |
| Streets and Drainage                          | 91,583.53           | 3 Farm  |                           | Balance January 1, 1969                    | 66,467.29         |
| Sewers and Sewage Processing                  | 5,000.00            | 4a Commercial 25 4.02                             | 850,000.00                | Collected in 1969                          | 58,716.20         |
| Garbage and Trash Disposal                    | 55,000.00           | 4b Industrial 6 11.45                             | 2,419,315.00              | Cancelled, Abated or Adjusted (1969)       |                   |
| Public Buildings and Grounds                  | 4,500.00            | 4c Apartments                                     |                           | Transfers to Tax Title Liens or Foreclosed |                   |
| Other Public Works                            |                     | Total 4131 99.99                                  | 21,125,165.00             | Balance December 31, 1969                  | 7,751.09          |
| <b>HEALTH and WELFARE</b>                     |                     | <b>CAPITAL DEBT AUTHORIZED, DECEMBER 31, 1969</b> |                           | <b>TAX TITLE LIENS OUTSTANDING</b>         |                   |
| Health Services Except Environmental          | 11,970.00           | ISSUED AND UNISSUED                               | GROSS DEBT                | Balance January 1, 1969                    | 107,020.31        |
| Welfare-Public Assistance                     | 10,400.00           | School  | 225,000                   | Transfers From Taxes                       | 10,000.00         |
| Hospitals, Clinics, First Aid                 |                     | Self-liquidating                                  | 115,000                   | Redeemed in 1969                           | 10,156.06         |
| Animal, Insect, & Rodent Control              | 1.00                | Other   | 125,525                   | Cancelled, Abated or Adjusted (1969)       |                   |
| Other Welfare Services                        |                     | Total   | 465,525                   | Transfers to Foreclosed Property:          |                   |
| <b>RECREATION and CONSERVATION</b>            |                     |   |                           | Balance December 31, 1969                  | 106,864.25        |
| Beaches and Boardwalks                        |                     | <b>ISSUED AND OUTSTANDING</b>                     |                           | <b>PROPERTY ACQUIRED BY DEED OR</b>        |                   |
| Parks, Playgrounds, Shade Trees               | 3,000.00            | School  | 225,000.00                | <b>FORECLOSURE</b>                         |                   |
| Land Reclamation & Conservation               |                     | Self-Liquidating                                  | 115,000.00                | Balance January 1, 1969                    | 128,650.54        |
| Other Recreational Services                   | 8,321.53            | Other   | 120,995.00                | Transfers From Taxes or Liens              |                   |
| <b>EDUCATION (excluding schools)</b>          |                     | Total   | 460,995.00                | Sale for Cash (1969)                       | 8,710.54          |
| Libraries                                     | 4,500.00            | <b>EQUALIZED VALUATION BASIS</b>                  |                           | Cancelled, Abated or Adjusted (1969)       |                   |
| Other Educational Services                    |                     | <b>FOR NET DEBT COMPUTATION</b>                   | <b>25,396,647.33</b>      | Balance December 31, 1969                  | 119,940.00        |
| <b>STATUTORY EXPENDITURES</b>                 |                     | <b>1969 CAPITAL OUTLAY</b>                        | <b>TOTAL</b>              | <b>CURRENT FINANCES DECEMBER 31, 1969</b>  |                   |
| Pensions & F.I.C.A.                           | 13,647.00           | Beaches and Boardwalks                            | 171,604.00                | <b>ASSETS</b>                              |                   |
| Employee Fringe Benefits                      | 8,875.41            | Parks and Playgrounds                             | 4,000.00                  | Cash Dec. 31, 1969                         | 374,182.77        |
| Other Statutory Expenditures                  |                     | Public Buildings and Grounds                      |                           | Taxes Receivable                           | 82,401.13         |
| <b>MUNICIPAL FUNCTIONS</b>                    | <b>TOTAL</b>        | Vehicular Equipment                               |                           | Tax Title Liens                            | 106,864.25        |
| <b>CAPITAL IMPROVEMENTS</b>                   | <b>20,000.00</b>    | Streets, Roads, Sidewalks, Storm Sewers           |                           | Foreclosed Property                        | 119,940.00        |
| <b>DEBT SERVICE</b>                           |                     | Sewer System                                      |                           | Emergencies & Other Deferred Charges       | 29,500.00         |
| Principal Payments                            | 35,000.00           | Water Service                                     | 98,645.58                 | State Aid Receivable                       | 24,922.00         |
| Interest Payments                             | 2,770.40            | Other Utilities                                   |                           | Other Receivables                          | 94,760.00         |
| <b>DEFERRED CHARGES</b>                       | <b>3,350.00</b>     | Hospitals and Clinics                             |                           | Total                                      | 832,570.15        |
| <b>SCHOOL, COUNTY, SPECIAL DISTRICT TAXES</b> | <b>746,840.72</b>   | Garbage and Trash Disposal Facilities             |                           | <b>LIABILITIES</b>                         |                   |
| <b>RESERVE FOR UNCOLLECTED TAXES</b>          | <b>121,186.00</b>   | Health Equipment                                  |                           | Cash Liabilities                           | 245,900.88        |
|   |                     | Library and Education Facilities                  |                           | Reserves for Receivables                   | 403,965.38        |
|   |                     | Conservation and Recreation                       |                           | Surplus Dec. 31, 1969                      | 182,703.89        |
| <b>EXPENDITURES</b>                           | <b>TOTAL</b>        | Other Expenditures                                | 68,958.42                 | Total                                      | 832,570.15        |
|   | <b>1,401,769.12</b> |   |                           |  |                   |

0910  
Population 1960 52,180  
Population 1969 52,680  
S & P Rating BBB  
Moody Rating BAA  
Land Area 1.40 Sq. Miles

UNION CITY - HUDSON COUNTY  
Net Valuation Taxable 145,234,464  
State Equalized Value 177,830,860  
Net Valuation on Which County Taxes are apportioned: 180,820,915  
State Equalization Ratio .8167  
General Tax Rate Per \$100. 7.91  
State Equalized General Tax Rate: 6.46

PER CAPITA:  
Gross Debt 164.96  
Net Debt 49.30  
Debt Service 11.57  
Total Tax Levy 217.29  
Municipal Expenditures 157.90

PER CENT:  
Gross Debt 5.11  
Net Debt 1.53  
Tax Levy Collected 92.54  
Tax Levy Cancelled, Abated or Adjusted 1.91

| 1969 EXPENDITURES                             |                      | 1969 REVENUES  |                       | 1969 PROPERTY TAX                          |                      |
|---|----------------------|--|-----------------------|--|----------------------|
| <b>GENERAL GOVERNMENT</b>                     |                      |  |                       | <b>STATE EQUALIZED TAX RATE</b>            |                      |
| Governing Body & Public Boards                | 42,604.50            | 1969 — Property Taxes Collected                          | 10,593,077.41         | Local District School Taxes                | 2.53 4,499,473.10    |
| Municipal Clerk                               | 26,464.00            | 1969 Payments in Lieu of Taxes                           | 118,742.85            | Regional & Consolidated School Tax         |                      |
| Financial Administration                      | 76,818.00            | Delinquent Tax & Lien Collections                        | 381,418.83            | School Taxes in Municipal Budget           | .11 199,995.05       |
| Assessment of Taxes                           | 63,718.00            | Business Personalty Replacement Taxes                    | 747,060.00            | County Taxes                               | 1.16 2,063,343.24    |
| Collection of Taxes                           | 68,755.00            | Taxes from Public Utilities                              | 438,330.83            | County Library Taxes                       |                      |
| Planning, Housing & Development               | 21,602.00            | Other Miscellaneous Tax Revenues                         | 13,745.41             | Local Municipal Purpose Taxes              | 2.59 4,613,866.33    |
| Human Resources                               | 4,810.00             | State Aid Revenues                                       | 464,378.50            | Veteran & Senior Citizen Taxes             | .06 111,160.00       |
| Elections                                     | 9,601.00             | Federal Aid Revenues                                     |                       | Total Taxes for Rate Computation           | 6.45 11,487,837.72   |
| General Administration (other)                | 823,343.70           | Sale of Acquired Property                                |                       | Special District Taxes                     |                      |
| <b>JUDICIARY</b>                              |                      | Other Miscellaneous Revenues                             | 409,384.55            | Bank Stock Taxes                           | 45,815.87            |
| Municipal Courts                              | 42,084.00            | 1969 Revenues  | 13,166,138.38         | Added and Omitted Taxes                    | 24,550.16            |
| <b>PUBLIC SAFETY</b>                          |                      | Prior Years Surplus Appropriated                         | 78,362.44             | Total Taxes Levied - ABSTRACT              | 11,447,043.75        |
| Fire Protection                               | 1,095,599.00         | <b>REVENUES</b>  | <b>13,244,500.82</b>  | <b>TOTAL TAXES BILLED</b>                  | <b>11,447,266.78</b> |
| Police Protection                             | 1,247,325.00         |  |                       | 1969 TAXES COLLECTED                       | 10,593,077.41        |
| Civil Defense & Disaster Control              | 13,946.00            | <b>1969 REAL PROPERTY VALUATIONS</b>                     |                       | 1969 Taxes Cancelled, Abated or Adjusted   | 218,983.77           |
| Environmental Inspection & Control            | 14,913.00            | <b>Code Class # of Parcels %VAL'N ASSESSED VALUATION</b> |                       | Transfer to Tax Title Liens or Foreclosed  | 98,541.95            |
| Other Public Safety                           |                      | 1 Vacant Land 184 .81                                    | 1,110,550.00          | Balance Outstanding Dec. 31, 1969          | 536,663.65           |
| <b>PUBLIC WORKS</b>                           |                      | 2 Residential 3736 36.04                                 | 49,639,550.00         |  |                      |
| Streets and Drainage                          | 851,227.52           | 3 Farm   |                       | <b>PRIOR YEARS TAXES OUTSTANDING</b>       |                      |
| Sewers and Sewage Processing                  | 248,093.80           | 4a Commercial 1535 33.47                                 | 46,105,800.00         | Balance January 1, 1969                    | 668,047.06           |
| Garbage and Trash Disposal                    | 393,300.00           | 4b Industrial 147 7.08                                   | 9,749,900.00          | Collected in 1969                          | 326,984.89           |
| Public Buildings and Grounds                  | 208,346.29           | 4c Apartments 684 22.61                                  | 31,137,050.00         | Cancelled, Abated or Adjusted (1969)       | 108,766.61           |
| Other Public Works                            | 24,368.00            | Total 6286 100.01  | 137,742,850.00        | Transfers to Tax Title Liens or Foreclosed | 16,661.86            |
| <b>HEALTH and WELFARE</b>                     |                      |  |                       | Balance December 31, 1969                  | 215,633.70           |
| Health Services Except Environmental          | 174,988.20           | <b>CAPITAL DEBT AUTHORIZED, DECEMBER 31, 1969</b>        |                       | <b>TAX TITLE LIENS OUTSTANDING</b>         |                      |
| Welfare-Public Assistance                     | 237,473.00           | <b>ISSUED AND UNISSUED</b>                               | <b>GROSS DEBT</b>     | Balance January 1, 1969                    | 253,797.12           |
| Hospitals, Clinics, First Aid                 |                      | School   | 4,507,000             | Transfers From Taxes                       | 117,384.94           |
| Animal, Insect, & Rodent Control              | 7,600.00             | Self-liquidating   |                       | Redeemed in 1969                           | 54,433.94            |
| Other Welfare Services                        | 20,853.00            | Other  | 4,183,000             | Cancelled, Abated or Adjusted (1969)       | 5,409.53             |
| <b>RECREATION and CONSERVATION</b>            |                      | Total  | 8,690,000             | Transfers to Foreclosed Property:          | 311,338.59           |
| Beaches and Boardwalks                        |                      | <b>ISSUED AND OUTSTANDING</b>                            |                       | Balance December 31, 1969                  |                      |
| Parks, Playgrounds, Shade Trees               | 231,799.71           | School   | 4,507,000.00          | <b>PROPERTY ACQUIRED BY DEED OR</b>        |                      |
| Land Reclamation & Conservation               |                      | Self-Liquidating   |                       | <b>FORECLOSURE</b>                         |                      |
| Other Recreational Services                   | 6,800.00             | Other  | 2,859,000.00          | Balance January 1, 1969                    | 21,340.47            |
| <b>EDUCATION (excluding schools)</b>          |                      | Total  | 7,366,000.00          | Transfers From Taxes or Liens              | 5,409.53             |
| Libraries                                     | 92,889.00            | <b>EQUALIZED VALUATION BASIS</b>                         |                       | Sale for Cash (1969)                       |                      |
| Other Educational Services                    |                      | <b>FOR NET DEBT COMPUTATION</b>                          | <b>170,162,110.33</b> | Cancelled, Abated or Adjusted (1969)       |                      |
| <b>STATUTORY EXPENDITURES</b>                 |                      | <b>1969 CAPITAL OUTLAY</b>                               | <b>TOTAL</b>          | Balance December 31, 1969                  | 26,750.00            |
| Pensions & F.I.C.A.                           | 674,156.72           | Beaches and Boardwalks                                   | 851,779.09            | <b>CURRENT FINANCES DECEMBER 31, 1969</b>  |                      |
| Employee Fringe Benefits                      | 107,002.00           | Parks and Playgrounds                                    | 41,660.00             | <b>ASSETS</b>                              |                      |
| Other Statutory Expenditures                  |                      | Public Buildings and Grounds                             | 690,033.59            | Cash Dec. 31, 1969                         | 669,910.96           |
| <b>MUNICIPAL FUNCTIONS</b>                    | <b>TOTAL</b>         | Vehicular Equipment                                      | 50,994.16             | Taxes Receivable                           | 752,297.35           |
| <b>CAPITAL IMPROVEMENTS</b>                   | <b>47,061.47</b>     | Streets, Roads, Sidewalks, Storm Sewers                  | 24,138.88             | Tax Title Liens                            | 311,338.59           |
| <b>DEBT SERVICE</b>                           |                      | Sewer System   |                       | Foreclosed Property                        | 26,750.00            |
| Principal Payments                            | 350,000.00           | Water Service  |                       | Emergencies & Other Deferred Charges       | 141,047.59           |
| Interest Payments                             | 259,279.50           | Other Utilities  |                       | State Aid Receivable                       | 65,411.72            |
| <b>TYPE I SCHL DEBT *MEMO</b>                 | <b>368,854.28</b>    | Hospitals and Clinics                                    |                       | Other Receivables                          | 36,408.55            |
| <b>DEFERRED CHARGES</b>                       | <b>39,824.24</b>     | Garbage and Trash Disposal Facilities                    |                       | Total                                      | 2,003,164.76         |
| <b>SCHOOL, COUNTY, SPECIAL DISTRICT TAXES</b> | <b>6,762,811.39</b>  | Health Equipment   |                       | <b>LIABILITIES</b>                         |                      |
| <b>RESERVE FOR UNCOLLECTED TAXES</b>          | <b>791,585.84</b>    | Library and Education Facilities                         |                       | Cash Liabilities                           | 639,972.65           |
| <b>EXPENDITURES</b>                           | <b>TOTAL</b>         | Conservation and Recreation                              |                       | Reserves for Receivables                   | 1,126,794.49         |
|   | <b>15,081,042.88</b> | Other Expenditures                                       | 44,952.46             | Surplus Dec. 31, 1969                      | 236,397.62           |
|   |                      |  |                       | Total                                      | 2,003,164.76         |

\* ABOVE DEBT SERVICE INCLUDES TYPE I SCHOOL DEBT

|                           |       |                                     |            |                             |      |                        |        |                            |       |
|---------------------------|-------|-------------------------------------|------------|-----------------------------|------|------------------------|--------|----------------------------|-------|
| 0511                      |       | UPPER TWP                           |            | - CAPE MAY COUNTY           |      | PER CAPITA:            |        | PER CENT:                  |       |
| Population 1960           | 2,539 | Net Valuation Taxable               | 20,150,086 |                             |      | Gross Debt             | 26.62  | Gross Debt                 | .33   |
| Population 1969           | 3,080 | State Equalized Value               | 28,553,331 | General Tax Rate Per \$100. | 1.15 | Net Debt               |        | Net Debt                   |       |
|                           |       | Net Valuation on Which County Taxes |            |                             |      | Debt Service           |        | Tax Levy Collected         | 88.93 |
| Moody Rating              |       | are apportioned:                    | 26,930,726 | State Equalized             |      | Total Tax Levy         | 76.64  | Tax Levy Cancelled, Abated |       |
| Land Area 64.53 Sq. Miles |       | State Equalization Ratio            | .7057      | General Tax Rate:           | .81  | Municipal Expenditures | 306.26 | or Adjusted                | .61   |

| 1969 EXPENDITURES                      |              | 1969 REVENUES                                     |                    | 1969 PROPERTY TAX                          |                |
|--|--------------|---|--------------------|--|----------------|
| GENERAL GOVERNMENT                     |              | 1969 — Property Taxes Collected                   |                    | STATE EQUALIZED TAX RATE                   |                |
| Governing Body & Public Boards         |              | 1969 Payments in Lieu of Taxes                    | 210,386.05         | Local District School Taxes                | 20 57,481.22   |
| Municipal Clerk                        |              | Delinquent Tax & Lien Collections                 | 27,600.13          | Regional & Consolidated School Tax         |                |
| Financial Administration               | 19,800.00    | Business Personality Replacement Taxes            | 4,203.00           | School Taxes in Municipal Budget           |                |
| Assessment of Taxes                    | 7,300.00     | Taxes from Public Utilities                       | 914,949.54         | County Taxes                               | .51 146,846.24 |
| Collection of Taxes                    | 15,700.00    | Other Miscellaneous Tax Revenues                  | 12,089.00          | County Library Taxes                       | .01 3,845.26   |
| Planning, Housing & Development        | 1,000.00     | State Aid Revenues                                |                    | Local Municipal Purpose Taxes              |                |
| Human Resources                        |              | Federal Aid Revenues                              |                    | Veteran & Senior Citizen Taxes             | .09 24,750.00  |
| Elections                              |              | Sale of Acquired Property                         |                    | Total Taxes for Rate Computation           | .81 232,922.72 |
| General Administration (other)         | 35,300.00    | Other Miscellaneous Revenues                      | 98,631.72          | Special District Taxes                     | 23,442.50      |
| JUDICIARY                              |              | 1969 Revenues                                     | Total 1,267,859.44 | Bank Stock Taxes                           | 1,154.16       |
| Municipal Courts                       | 2,700.00     | Prior Years Surplus Appropriated                  | 470,000.00         | Added and Omitted Taxes                    | 3,269.04       |
| PUBLIC SAFETY                          |              | REVENUES  | TOTAL 1,737,859.44 | Total Taxes Levied - ABSTRACT              | 236,038.42     |
| Fire Protection                        | 5,600.00     |   |                    | TOTAL TAXES BILLED                         | 236,569.78     |
| Police Protection                      | 7,000.00     |   |                    | 1969 TAXES COLLECTED                       | 210,386.05     |
| Civil Defense & Disaster Control       | 1,300.00     |   |                    | 1969 Taxes Cancelled, Abated or Adjusted   | 1,454.43       |
| Environmental Inspection & Control     | 3,550.00     |   |                    | Transfer to Tax Title Liens or Foreclosed  | 2,424.98       |
| Other Public Safety                    |              |   |                    | Balance Outstanding Dec. 31, 1969          | 22,304.32      |
| PUBLIC WORKS                           |              | 1969 REAL PROPERTY VALUATIONS                     |                    | PRIOR YEARS TAXES OUTSTANDING              |                |
| Streets and Drainage                   | 132,176.67   | Code Class # of Parcels %VAL'N ASSESSED VALUATION |                    | Balance January 1, 1969                    | 27,027.01      |
| Sewers and Sewage Processing           |              | 1 Vacant Land 2620 9.76 1,883,900.00              |                    | Collected in 1969                          | 24,088.74      |
| Garbage and Trash Disposal             | 16,000.00    | 2 Residential 1392 67.99 13,118,350.00            |                    | Cancelled, Abated or Adjusted (1969)       | 1.15           |
| Public Buildings and Grounds           | 19,500.00    | 3 Farm 24 1.31 251,900.00                         |                    | Transfers to Tax Title Liens or Foreclosed | 2,048.13       |
| Other Public Works                     |              | 4a Commercial 126 13.04 2,515,200.00              |                    | Balance December 31, 1969                  | 888.99         |
| HEALTH and WELFARE                     |              | 4b Industrial 1 7.90 1,525,000.00                 |                    | TAX TITLE LIENS OUTSTANDING                |                |
| Health Services Except Environmental   | 1,800.00     | 4c Apartments                                     |                    | Balance January 1, 1969                    | 61,649.59      |
| Welfare-Public Assistance              | 1,800.00     | Total 4163 100.00 19,294,350.00                   |                    | Transfers From Taxes                       | 7,202.25       |
| Hospitals, Clinics, First Aid          | 500.00       |   |                    | Redeemed in 1969                           | 3,511.39       |
| Animal, Insect, & Rodent Control       | 3,500.00     |   |                    | Cancelled, Abated or Adjusted (1969)       | 671.74         |
| Other Welfare Services                 |              |   |                    | Transfers to Foreclosed Property           | 8,966.42       |
| RECREATION and CONSERVATION            |              |   |                    | Balance December 31, 1969                  | 55,702.29      |
| Beaches and Boardwalks                 | 49,700.00    |   |                    | PROPERTY ACQUIRED BY DEED OR               |                |
| Parks, Playgrounds, Shade Trees        |              |   |                    | FORECLOSURE                                |                |
| Land Reclamation & Conservation        | 1,500.00     |   |                    | Balance January 1, 1969                    | 52,312.58      |
| Other Recreational Services            |              |   |                    | Transfers From Taxes or Liens              | 8,966.42       |
| EDUCATION (excluding schools)          |              |   |                    | Sale for Cash (1969)                       |                |
| Libraries                              |              |   |                    | Cancelled, Abated or Adjusted (1969)       |                |
| Other Educational Services             | 465,000.00   |   |                    | Balance December 31, 1969                  | 61,279.00      |
| STATUTORY EXPENDITURES                 |              |   |                    | CURRENT FINANCES DECEMBER 31, 1969         |                |
| Pensions & F.I.C.A.                    | 10,000.00    |   |                    | ASSETS                                     |                |
| Employee Fringe Benefits               | 6,000.00     |   |                    | Cash Dec. 31, 1969                         | 1,962,719.11   |
| Other Statutory Expenditures           |              |   |                    | Taxes Receivable                           | 23,193.31      |
| MUNICIPAL FUNCTIONS                    |              |   |                    | Tax Title Liens                            | 55,702.29      |
| CAPITAL IMPROVEMENTS                   |              |   |                    | Foreclosed Property                        | 61,279.00      |
| DEBT SERVICE                           |              |   |                    | Emergencies & Other Deferred Charges       | 15,000.00      |
| Principal Payments                     |              |   |                    | State Aid Receivable                       | 12,845.42      |
| Interest Payments                      |              |   |                    | Other Receivables                          | 4,845.86       |
| DEFERRED CHARGES                       |              |   |                    | Total                                      | 2,135,584.99   |
| SCHOOL, COUNTY, SPECIAL DISTRICT TAXES |              |   |                    | LIABILITIES                                |                |
| RESERVE FOR UNCOLLECTED TAXES          |              |   |                    | Cash Liabilities                           | 373,411.50     |
| EXPENDITURES                           |              |   |                    | Reserves for Receivables                   | 145,020.46     |
| TOTAL                                  | 1,174,897.44 |   |                    | Surplus Dec. 31, 1969                      | 1,617,153.03   |
|  |              |   |                    | Total                                      | 2,135,584.99   |

0613  
Population 1960  
Population 1969 7,420  
Moody Rating  
Land Area 31.80 Sq. Miles

UPPER DEERFIELD TWP - CUMBERLAND COUNTY  
Net Valuation Taxable 11,470,820  
State Equalized Value 32,661,788  
Net Valuation on Which County Taxes  
are apportioned: 32,859,163  
State Equalization Ratio .3512  
General Tax Rate Per \$100. 8.53  
State Equalized  
General Tax Rate: 2.99

PER CAPITA:  
Gross Debt 31.00  
Net Debt  
Debt Service  
Total Tax Levy 130.44  
Municipal Expenditures 36.63

PER CENT:  
Gross Debt .77  
Net Debt  
Tax Levy Collected 94.31  
Tax Levy Cancelled, Abated  
or Adjusted

| 1969 EXPENDITURES                      |              | 1969 REVENUES                         |              | 1969 PROPERTY TAX                          |            |
|--|--------------|---------------------------------------|--------------|--|------------|
| GENERAL GOVERNMENT                     |              | 1969 — Property Taxes Collected       |              | STATE EQUALIZED TAX RATE 1.75              |            |
| Governing Body & Public Boards         |              | 1969 Payments in Lieu of Taxes        | 914,046.36   | Local District School Taxes                | 570,256.84 |
| Municipal Clerk                        |              | Delinquent Tax & Lien Collections     | 52,965.23    | Regional & Consolidated School Tax         |            |
| Financial Administration               | 9,500.00     | Business Personalty Replacement Taxes | 60,788.00    | School Taxes in Municipal Budget           |            |
| Assessment of Taxes                    | 5,600.00     | Taxes from Public Utilities           | 81,418.70    | County Taxes                               | 348,975.94 |
| Collection of Taxes                    | 4,100.00     | Other Miscellaneous Tax Revenues      |              | County Library Taxes                       |            |
| Planning, Housing & Development        | 2,600.00     | State Aid Revenues                    | 36,074.60    | Local Municipal Purpose Taxes              | 34,248.56  |
| Human Resources                        |              | Federal Aid Revenues                  |              | Veteran & Senior Citizen Taxes             | 24,890.00  |
| Elections                              |              | Sale of Acquired Property             |              | Total Taxes for Rate Computation           | 978,371.34 |
| General Administration (other)         | 25,400.00    | Other Miscellaneous Revenues          | 14,765.86    | Special District Taxes                     |            |
| JUDICIARY                              |              | 1969 Revenues                         | 1,160,058.75 | Bank Stock Taxes                           | 851.44     |
| Municipal Courts                       | 2,750.00     | Prior Years Surplus Appropriated      | 19,667.40    | Added and Omitted Taxes                    | 13,554.95  |
| PUBLIC SAFETY                          |              | REVENUES                              | 1,179,726.15 | Total Taxes Levied - ABSTRACT              | 967,887.73 |
| Fire Protection                        | 6,200.00     |                                       |              | TOTAL TAXES BILLED                         | 969,186.71 |
| Police Protection                      | 11,300.00    |                                       |              | 1969 TAXES COLLECTED                       | 914,046.36 |
| Civil Defense & Disaster Control       | 100.00       |                                       |              | 1969 Taxes Cancelled, Abated or Adjusted   |            |
| Environmental Inspection & Control     | 1,700.00     |                                       |              | Transfer to Tax Title Liens or Foreclosed  |            |
| Other Public Safety                    |              |                                       |              | Balance Outstanding Dec. 31, 1969          | 55,140.35  |
| PUBLIC WORKS                           |              |                                       |              | PRIOR YEARS TAXES OUTSTANDING              |            |
| Streets and Drainage                   | 66,262.00    |                                       |              | Balance January 1, 1969                    | 55,519.29  |
| Sewers and Sewage Processing           |              |                                       |              | Collected in 1969                          | 52,647.26  |
| Garbage and Trash Disposal             | 8,400.00     |                                       |              | Cancelled, Abated or Adjusted (1969)       |            |
| Public Buildings and Grounds           | 9,400.00     |                                       |              | Transfers to Tax Title Liens or Foreclosed |            |
| Other Public Works                     |              |                                       |              | Balance December 31, 1969                  | 2,872.03   |
| HEALTH and WELFARE                     |              |                                       |              | TAX TITLE LIENS OUTSTANDING                |            |
| Health Services Except Environmental   | 2,700.00     |                                       |              | Balance January 1, 1969                    | 1,378.27   |
| Welfare-Public Assistance              | 1,750.00     |                                       |              | Transfers From Taxes                       |            |
| Hospitals, Clinics, First Aid          | 1,000.00     |                                       |              | Redeemed in 1969                           | 317.97     |
| Animal, Insect, & Rodent Control       |              |                                       |              | Cancelled, Abated or Adjusted (1969)       |            |
| Other Welfare Services                 |              |                                       |              | Transfers to Foreclosed Property:          |            |
| RECREATION and CONSERVATION            |              |                                       |              | Balance December 31, 1969                  | 1,060.30   |
| Beaches and Boardwalks                 |              |                                       |              | PROPERTY ACQUIRED BY DEED OR               |            |
| Parks, Playgrounds, Shade Trees        |              |                                       |              | FORECLOSURE                                |            |
| Land Reclamation & Conservation        |              |                                       |              | Balance January 1, 1969                    |            |
| Other Recreational Services            | 2,000.00     |                                       |              | Transfers From Taxes or Liens              |            |
| EDUCATION (excluding schools)          |              |                                       |              | Sale for Cash (1969)                       |            |
| Libraries                              |              |                                       |              | Cancelled, Abated or Adjusted (1969)       |            |
| Other Educational Services             |              |                                       |              | Balance December 31, 1969                  |            |
| STATUTORY EXPENDITURES                 |              |                                       |              | CURRENT FINANCES DECEMBER 31, 1969         |            |
| Pensions & F.I.C.A.                    | 2,012.00     |                                       |              | ASSETS                                     |            |
| Employee Fringe Benefits               |              |                                       |              | Cash Dec. 31, 1969                         | 171,520.86 |
| Other Statutory Expenditures           |              |                                       |              | Taxes Receivable                           | 58,012.38  |
| MUNICIPAL FUNCTIONS                    |              |                                       |              | Tax Title Liens                            | 1,060.30   |
| CAPITAL IMPROVEMENTS                   | 39,000.00    |                                       |              | Foreclosed Property                        |            |
| DEBT SERVICE                           |              |                                       |              | Emergencies & Other Deferred Charges       |            |
| Principal Payments                     |              |                                       |              | State Aid Receivable                       | 35,276.93  |
| Interest Payments                      |              |                                       |              | Other Receivables                          | 2,207.23   |
| DEFERRED CHARGES                       |              |                                       |              | Total                                      | 268,077.70 |
| SCHOOL, COUNTY, SPECIAL DISTRICT TAXES | 919,232.78   |                                       |              | LIABILITIES                                |            |
| RESERVE FOR UNCOLLECTED TAXES          | 70,056.00    |                                       |              | Cash Liabilities                           | 39,471.84  |
| EXPENDITURES                           | 1,191,062.78 |                                       |              | Reserves for Receivables                   | 61,279.91  |
|  |              |                                       |              | Surplus Dec. 31, 1969                      | 167,325.95 |
|  |              |                                       |              | Total                                      | 268,077.70 |

1351  
Population 1960 2,363  
Population 1969 2,900  
Moody Rating  
Land Area 47.10 Sq. Miles

UPPER FREEHOLD TWP - MONMOUTH COUNTY  
Net Valuation Taxable 18,149,421  
State Equalized Value 26,039,341  
Net Valuation on Which County Taxes are apportioned: 21,926,340  
State Equalization Ratio .6970  
General Tax Rate Per \$100. 2.79  
State Equalized General Tax Rate: 1.94

PER CAPITA:  
Gross Debt 291.64  
Net Debt .92  
Debt Service  
Total Tax Levy 171.84  
Municipal Expenditures 72.48

PER CENT:  
Gross Debt 4.03  
Net Debt .01  
Tax Levy Collected 94.42  
Tax Levy Cancelled, Abated or Adjusted .04

| 1969 EXPENDITURES                      |              | 1969 REVENUES                                     |                    | 1969 PROPERTY TAX                          |                 |
|--|--------------|---|--------------------|--|-----------------|
| <b>GENERAL GOVERNMENT</b>              |              | <b>1969 — Property Taxes Collected</b>            |                    | <b>STATE EQUALIZED TAX RATE</b>            |                 |
| Governing Body & Public Boards         |              | 1969 Payments in Lieu of Taxes                    | 471,304.92         | Local District School Taxes                |                 |
| Municipal Clerk                        |              | Delinquent Tax & Lien Collections                 | 30,324.15          | Regional & Consolidated School Tax         | 1.29 334,911.28 |
| Financial Administration               | 5,975.00     | Business Personalty Replacement Taxes             | 18,513.00          | School Taxes in Municipal Budget           |                 |
| Assessment of Taxes                    | 20,550.00    | Taxes from Public Utilities                       | 58,986.54          | County Taxes                               | .51 131,542.88  |
| Collection of Taxes                    | 4,025.00     | Other Miscellaneous Tax Revenues                  |                    | County Library Taxes                       | .02 4,920.07    |
| Planning, Housing & Development        | 2,050.00     | State Aid Revenues                                | 15,174.21          | Local Municipal Purpose Taxes              | .09 23,934.00   |
| Human Resources                        |              | Federal Aid Revenues                              |                    | Veteran & Senior Citizen Taxes             | .04 10,260.00   |
| Elections                              | 500.00       | Sale of Acquired Property                         |                    | Total Taxes for Rate Computation           | 1.95 505,568.23 |
| General Administration (other)         | 12,450.00    | Other Miscellaneous Revenues                      | 13,450.72          | Special District Taxes                     |                 |
| <b>JUDICIARY</b>                       |              | 1969 Revenues                                     | 607,753.54         | Bank Stock Taxes                           |                 |
| Municipal Courts                       | 2,360.00     | Prior Years Surplus Appropriated                  | 60,000.00          | Added and Omitted Taxes                    | 3,038.47        |
| <b>PUBLIC SAFETY</b>                   |              | <b>REVENUES</b>                                   | <b>TOTAL</b>       | Total Taxes Levied - ABSTRACT              | 498,346.70      |
| Fire Protection                        | 6,250.00     |   | 667,753.54         | <b>TOTAL TAXES BILLED</b>                  | 499,172.70      |
| Police Protection                      | 1,650.00     | <b>1969 REAL PROPERTY VALUATIONS</b>              |                    | 1969 TAXES COLLECTED                       | 471,304.92      |
| Civil Defense & Disaster Control       | 250.00       | Code Class # of Parcels %VAL'N                    | ASSESSED VALUATION | 1969 Taxes Cancelled, Abated or Adjusted   | 200.07          |
| Environmental Inspection & Control     | 710.00       | 1 Vacant Land 154 1.57                            | 264,950.00         | Transfer to Tax Title Liens or Foreclosed  |                 |
| Other Public Safety                    |              | 2 Residential 427 32.04                           | 5,418,300.00       | Balance Outstanding Dec. 31, 1969          | 27,667.71       |
| <b>PUBLIC WORKS</b>                    |              | 3 Farm 480 60.84                                  | 10,288,700.00      | <b>PRIOR YEARS TAXES OUTSTANDING</b>       |                 |
| Streets and Drainage                   | 80,015.00    | 4a Commercial 28 5.46                             | 924,150.00         | Balance January 1, 1969                    | 30,865.36       |
| Sewers and Sewage Processing           |              | 4b Industrial                                     |                    | Collected in 1969                          | 30,324.15       |
| Garbage and Trash Disposal             |              | 4c Apartments 1 .09                               | 15,900.00          | Cancelled, Abated or Adjusted (1969)       |                 |
| Public Buildings and Grounds           | 725.00       | Total 1090 100.00                                 | 16,912,000.00      | Transfers to Tax Title Liens or Foreclosed |                 |
| Other Public Works                     |              | <b>CAPITAL DEBT AUTHORIZED, DECEMBER 31, 1969</b> |                    | Balance December 31, 1969                  | 541.21          |
| <b>HEALTH and WELFARE</b>              |              | <b>ISSUED AND UNISSUED</b>                        |                    | <b>TAX TITLE LIENS OUTSTANDING</b>         |                 |
| Health Services Except Environmental   | 1,250.00     | School  | 843,090            | Balance January 1, 1969                    | 307.72          |
| Welfare-Public Assistance              | 1,000.00     | Self-liquidating                                  |                    | Transfers From Taxes                       |                 |
| Hospitals, Clinics, First Aid          | 1,667.00     | Other   | 2,665              | Redeemed in 1969                           |                 |
| Animal, Insect, & Rodent Control       |              | Total   | 845,755            | Cancelled, Abated or Adjusted (1969)       |                 |
| Other Welfare Services                 |              | <b>ISSUED AND OUTSTANDING</b>                     |                    | Transfers to Foreclosed Property           |                 |
| <b>RECREATION and CONSERVATION</b>     |              | School  | 843,090.99         | Balance December 31, 1969                  | 307.72          |
| Beaches and Boardwalks                 |              | Self-Liquidating                                  |                    | <b>PROPERTY ACQUIRED BY DEED OR</b>        |                 |
| Parks, Playgrounds, Shade Trees        |              | Other   |                    | <b>FORECLOSURE</b>                         |                 |
| Land Reclamation & Conservation        |              | Total   | 843,090.99         | Balance January 1, 1969                    |                 |
| Other Recreational Services            | 200.00       | <b>EQUALIZED VALUATION BASIS</b>                  |                    | Transfers From Taxes or Liens              |                 |
| <b>EDUCATION (excluding schools)</b>   |              | <b>FOR NET DEBT COMPUTATION</b>                   |                    | Sale for Cash (1969)                       |                 |
| Libraries                              | 800.00       | 20,974,351.00                                     |                    | Cancelled, Abated or Adjusted (1969)       |                 |
| Other Educational Services             |              | <b>1969 CAPITAL OUTLAY</b>                        |                    | Balance December 31, 1969                  |                 |
| <b>STATUTORY EXPENDITURES</b>          |              | <b>TOTAL</b>                                      |                    | <b>CURRENT FINANCES DECEMBER 31, 1969</b>  |                 |
| Pensions & F.I.C.A.                    | 1,500.00     | 22,991.14   |                    | <b>ASSETS</b>                              |                 |
| Employee Fringe Benefits               |              | 16,991.14   |                    | Cash Dec. 31, 1969                         | 210,035.84      |
| Other Statutory Expenditures           |              |   |                    | Taxes Receivable                           | 28,208.92       |
| <b>MUNICIPAL FUNCTIONS</b>             | <b>TOTAL</b> | <b>681,570.23</b>                                 |                    | Tax Title Liens                            | 307.72          |
| <b>CAPITAL IMPROVEMENTS</b>            |              |   |                    | Foreclosed Property                        |                 |
| <b>DEBT SERVICE</b>                    |              |   |                    | Emergencies & Other Deferred Charges       | 17,421.93       |
| Principal Payments                     |              |   |                    | State Aid Receivable                       | 28,885.85       |
| Interest Payments                      |              |   |                    | Other Receivables                          | 582.16          |
| <b>DEFERRED CHARGES</b>                |              |   |                    | Total                                      | 285,442.42      |
| SCHOOL, COUNTY, SPECIAL DISTRICT TAXES | 471,374.23   |   |                    | <b>LIABILITIES</b>                         |                 |
| RESERVE FOR UNCOLLECTED TAXES          | 50,069.00    |   |                    | Cash Liabilities                           | 86,195.44       |
| <b>EXPENDITURES</b>                    | <b>TOTAL</b> | <b>681,570.23</b>                                 |                    | Reserves for Receivables                   | 29,098.80       |
|  |              |   |                    | Surplus Dec. 31, 1969                      | 170,148.18      |
|  |              |   |                    | Total                                      | 285,442.42      |

1713  
Population 1960 7,595  
Population 1969 8,420  
  
Moody Rating  
Land Area 18.15 Sq. Miles

# UPPER PENNS NECK TWP - SALEM

Net Valuation Taxable 7,881,319  
State Equalized Value 31,728,337  
Net Valuation on Which County Taxes  
are apportioned: 38,392,200  
State Equalization Ratio .2484

# COUNTY

General Tax Rate Per \$100. 16.14  
  
State Equalized  
General Tax Rate: 4.00

# PER CAPITA:

Gross Debt 337.51  
Net Debt 4.24  
Debt Service 1.50  
Total Tax Levy 145.33  
Municipal Expenditures 81.26

# PER CENT:

Gross Debt 9.45  
Net Debt .12  
Tax Levy Collected 91.43  
Tax Levy Cancelled, Abated  
or Adjusted 1.28

| 1969 EXPENDITURES                      |                     | 1969 REVENUES                                     |                           | 1969 PROPERTY TAX                          |                   |
|--|---------------------|---|---------------------------|--|-------------------|
| <b>GENERAL GOVERNMENT</b>              |                     |   |                           | <b>STATE EQUALIZED TAX RATE</b>            |                   |
| Governing Body & Public Boards         | 4,916.63            | 1969 — Property Taxes Collected                   | 1,118,848.00              | Local District School Taxes                |                   |
| Municipal Clerk                        | 2,500.00            | 1969 Payments in Lieu of Taxes                    |                           | Regional & Consolidated School Tax         | 2.39 759,716.28   |
| Financial Administration               | 14,800.00           | Delinquent Tax & Lien Collections                 | 67,482.33                 | School Taxes in Municipal Budget           |                   |
| Assessment of Taxes                    | 6,500.00            | Business Personalty Replacement Taxes             | 222,678.00                | County Taxes                               | 1.03 325,928.93   |
| Collection of Taxes                    | 10,750.00           | Taxes from Public Utilities                       | 97,975.19                 | County Library Taxes                       |                   |
| Planning, Housing & Development        | 2,300.00            | Other Miscellaneous Tax Revenues                  |                           | Local Municipal Purpose Taxes              | .43 137,112.70    |
| Human Resources                        |                     | State Aid Revenues                                | 90,233.18                 | Veteran & Senior Citizen Taxes             | .16 49,200.00     |
| Elections                              |                     | Federal Aid Revenues                              |                           | Total Taxes for Rate Computation           | 4.01 1,271,957.91 |
| General Administration (other)         | 13,700.00           | Sale of Acquired Property                         |                           | Special District Taxes                     |                   |
| <b>JUDICIARY</b>                       |                     | Other Miscellaneous Revenues                      | 37,110.82                 | Bank Stock Taxes                           | 946.95            |
| Municipal Courts                       | 12,550.00           | 1969 Revenues                                     | Total 1,634,327.52        | Added and Omitted Taxes                    |                   |
| <b>PUBLIC SAFETY</b>                   |                     | Prior Years Surplus Appropriated                  | 70,000.00                 | Total Taxes Levied - ABSTRACT              | 1,223,704.86      |
| Fire Protection                        | 10,893.00           | <b>REVENUES</b>                                   | <b>TOTAL</b> 1,704,327.52 | <b>TOTAL TAXES BILLED</b>                  | 1,223,704.86      |
| Police Protection                      | 135,250.00          |   |                           | <b>1969 TAXES COLLECTED</b>                | 1,118,848.00      |
| Civil Defense & Disaster Control       | 100.00              | <b>1969 REAL PROPERTY VALUATIONS</b>              |                           | 1969 Taxes Cancelled, Abated or Adjusted   | 15,713.04         |
| Environmental Inspection & Control     | 2,100.00            | Code Class # of Parcels %VAL'N                    | ASSESSED VALUATION        | Transfer to Tax Title Liens or Foreclosed  |                   |
| Other Public Safety                    |                     | 1 Vacant Land 570 1.56                            | 120,765.00                | Balance Outstanding Dec. 31, 1969          | 89,143.82         |
| <b>PUBLIC WORKS</b>                    |                     | 2 Residential 2085 63.67                          | 4,919,285.00              | <b>PRIOR YEARS TAXES OUTSTANDING</b>       |                   |
| Streets and Drainage                   | 86,910.18           | 3 Farm 114 3.87                                   | 298,700.00                | Balance January 1, 1969                    | 85,979.19         |
| Sewers and Sewage Processing           | 28,920.49           | 4a Commercial 105 7.88                            | 608,585.00                | Collected in 1969                          | 66,768.90         |
| Garbage and Trash Disposal             | 41,900.00           | 4b Industrial 14 19.83                            | 1,532,041.00              | Cancelled, Abated or Adjusted (1969)       |                   |
| Public Buildings and Grounds           | 9,000.00            | 4c Apartments 7 3.19                              | 246,715.00                | Transfers to Tax Title Liens or Foreclosed |                   |
| Other Public Works                     |                     | Total 2895 100.00                                 | 7,726,091.00              | Balance December 31, 1969                  | 19,210.29         |
| <b>HEALTH and WELFARE</b>              |                     | <b>CAPITAL DEBT AUTHORIZED, DECEMBER 31, 1969</b> |                           | <b>TAX TITLE LIENS OUTSTANDING</b>         |                   |
| Health Services Except Environmental   | 7,899.47            | <b>ISSUED AND UNISSUED</b>                        |                           | Balance January 1, 1969                    | 14,886.90         |
| Welfare-Public Assistance              | 5,450.00            | School  | GROSS DEBT 2,806,122      | Transfers From Taxes                       |                   |
| Hospitals, Clinics, First Aid          | 1,200.00            | Self-liquidating                                  |                           | Redeemed in 1969                           | 713.43            |
| Animal, Insect, & Rodent Control       | 1,500.00            | Other   | 35,700                    | Cancelled, Abated or Adjusted (1969)       |                   |
| Other Welfare Services                 |                     | Total   | 2,841,822                 | Transfers to Foreclosed Property           |                   |
| <b>RECREATION and CONSERVATION</b>     |                     | <b>ISSUED AND OUTSTANDING</b>                     |                           | Balance December 31, 1969                  | 14,173.47         |
| Beaches and Boardwalks                 |                     | School  | 2,806,122.87              | <b>PROPERTY ACQUIRED BY DEED OR</b>        |                   |
| Parks, Playgrounds, Shade Trees        | 2,000.00            | Self-Liquidating                                  |                           | <b>FORECLOSURE</b>                         |                   |
| Land Reclamation & Conservation        |                     | Other   | 33,800.00                 | Balance January 1, 1969                    |                   |
| Other Recreational Services            | 1,414.00            | Total   | 2,839,922.87              | Transfers From Taxes or Liens              |                   |
| <b>EDUCATION (excluding schools)</b>   |                     | <b>EQUALIZED VALUATION BASIS</b>                  |                           | Sale for Cash (1969)                       |                   |
| Libraries                              | 6,000.00            | <b>FOR NET DEBT COMPUTATION</b>                   |                           | Cancelled, Abated or Adjusted (1969)       |                   |
| Other Educational Services             |                     | <b>1969 CAPITAL OUTLAY</b>                        |                           | Balance December 31, 1969                  |                   |
| <b>STATUTORY EXPENDITURES</b>          |                     | <b>TOTAL</b>                                      |                           | <b>CURRENT FINANCES DECEMBER 31, 1969</b>  |                   |
| Pensions & F.I.C.A.                    | 25,100.53           |   |                           | <b>ASSETS</b>                              |                   |
| Employee Fringe Benefits               | 8,450.00            |   |                           | Cash Dec. 31, 1969                         | 195,425.61        |
| Other Statutory Expenditures           |                     |   |                           | Taxes Receivable                           | 108,354.11        |
| <b>MUNICIPAL FUNCTIONS</b>             |                     |   |                           | Tax Title Liens                            | 14,173.47         |
| <b>CAPITAL IMPROVEMENTS</b>            |                     |   |                           | Foreclosed Property                        |                   |
| <b>DEBT SERVICE</b>                    |                     |   |                           | Emergencies & Other Deferred Charges       | 2,400.00          |
| Principal Payments                     | 11,000.00           |   |                           | State Aid Receivable                       | 51,845.30         |
| Interest Payments                      | 1,650.00            |   |                           | Other Receivables                          | 9,812.83          |
|  |                     |   |                           | Total                                      | 382,011.32        |
| <b>DEFERRED CHARGES</b>                |                     |   |                           | <b>LIABILITIES</b>                         |                   |
| SCHOOL, COUNTY, SPECIAL DISTRICT TAXES | 3,132.59            |   |                           | Cash Liabilities                           | 140,296.39        |
| RESERVE FOR UNCOLLECTED TAXES          | 1,085,645.21        |   |                           | Reserves for Receivables                   | 132,340.41        |
|  | 114,695.55          |   |                           | Surplus Dec. 31, 1969                      | 109,374.52        |
| <b>EXPENDITURES</b>                    |                     |   |                           | Total                                      | 382,011.32        |
| <b>TOTAL</b>                           | <b>1,769,817.47</b> |   |                           |  |                   |



1714  
Population 1960 2,715  
Population 1969 3,160  
  
Moody Rating  
Land Area 39.19 Sq Miles

UPPER PITTSBURGH TWP - SALEM COUNTY  
Net Valuation Taxable 3,930,950  
State Equalized Value 15,415,490  
Net Valuation on Which County Taxes  
are apportioned: 13,965,982  
State Equalization Ratio .2550  
  
General Tax Rate Per \$100. 10.39  
  
State Equalized  
General Tax Rate: 2.64

PER CAPITA:  
Gross Debt 82.28  
Net Debt  
Debt Service  
Total Tax Levy 126.88  
Municipal Expenditures 60.84

PER CENT:  
Gross Debt 1.95  
Net Debt  
Tax Levy Collected 90.01  
Tax Levy Cancelled, Abated  
or Adjusted

| 1969 EXPENDITURES                                 |  | 1969 REVENUES                                     |                    | 1969 PROPERTY TAX                          |            |
|---|--|---|--------------------|--|------------|
| <b>GENERAL GOVERNMENT</b>                         |  | 1969 — Property Taxes Collected 360,873.61        |                    | <b>STATE EQUALIZED TAX RATE</b>            |            |
| Governing Body & Public Boards                    |  | 1969 Payments in Lieu of Taxes                    |                    | Local District School Taxes 1.81           | 279,573.00 |
| Municipal Clerk                                   |  | Delinquent Tax & Lien Collections                 | 30,225.17          | Regional & Consolidated School Tax         |            |
| Financial Administration 4,300.00                 |  | Business Personalty Replacement Taxes             | 20,908.00          | School Taxes in Municipal Budget           |            |
| Assessment of Taxes 2,800.00                      |  | Taxes from Public Utilities                       | 60,807.27          | County Taxes .77                           | 118,553.36 |
| Collection of Taxes 4,300.00                      |  | Other Miscellaneous Tax Revenues                  |                    | County Library Taxes                       |            |
| Planning, Housing & Development 700.00            |  | State Aid Revenues                                | 33,860.45          | Local Municipal Purpose Taxes              |            |
| Human Resources                                   |  | Federal Aid Revenues                              |                    | Veteran & Senior Citizen Taxes .07         | 10,240.00  |
| Elections   |  | Sale of Acquired Property                         |                    | Total Taxes for Rate Computation 2.65      | 408,366.36 |
| General Administration (other) 9,300.00           |  | Other Miscellaneous Revenues                      | 15,822.68          | Special District Taxes                     |            |
| <b>JUDICIARY</b>                                  |  | 1969 Revenues Total 522,497.18                    |                    | Bank Stock Taxes                           | 2,800.13   |
| Municipal Courts 4,600.00                         |  | Prior Years Surplus Appropriated 45,681.55        |                    | Added and Omitted Taxes                    |            |
| <b>PUBLIC SAFETY</b>                              |  | <b>REVENUES TOTAL 568,178.73</b>                  |                    | Total Taxes Levied - ABSTRACT              | 400,926.49 |
| Fire Protection 3,300.00                          |  |   |                    | <b>TOTAL TAXES BILLED</b>                  | 400,926.49 |
| Police Protection                                 |  |   |                    | 1969 TAXES COLLECTED                       | 360,873.61 |
| Civil Defense & Disaster Control 500.00           |  | <b>1969 REAL PROPERTY VALUATIONS</b>              |                    | 1969 Taxes Cancelled, Abated or Adjusted   |            |
| Environmental Inspection & Control 1,100.00       |  | Code Class # of Parcels %VAL'N                    | ASSESSED VALUATION | Transfer to Tax Title Liens or Foreclosed  | 372.00     |
| Other Public Safety                               |  | 1 Vacant Land 215 1.37                            | 51,950.00          | Balance Outstanding Dec. 31, 1969          | 39,680.88  |
| <b>PUBLIC WORKS</b>                               |  | 2 Residential 418 34.17                           | 1,298,000.00       | <b>PRIOR YEARS TAXES OUTSTANDING</b>       |            |
| Streets and Drainage 33,000.00                    |  | 3 Farm 587 55.30                                  | 2,100,600.00       | Balance January 1, 1969                    | 37,339.69  |
| Sewers and Sewage Processing                      |  | 4a Commercial 56 9.16                             | 348,100.00         | Collected in 1969                          | 30,225.17  |
| Garbage and Trash Disposal 3,500.00               |  | 4b Industrial                                     |                    | Cancelled, Abated or Adjusted (1969)       |            |
| Public Buildings and Grounds 3,500.00             |  | 4c Apartments                                     |                    | Transfers to Tax Title Liens or Foreclosed |            |
| Other Public Works                                |  | Total 1276 100.00                                 | 3,798,650.00       | Balance December 31, 1969                  | 7,114.52   |
| <b>HEALTH and WELFARE</b>                         |  | <b>CAPITAL DEBT AUTHORIZED, DECEMBER 31, 1969</b> |                    | <b>TAX TITLE LIENS OUTSTANDING</b>         |            |
| Health Services Except Environmental 1,400.00     |  | ISSUED AND UNISSUED                               | GROSS DEBT         | Balance January 1, 1969                    | 3,106.37   |
| Welfare-Public Assistance 1,500.00                |  | School  | 260,000            | Transfers From Taxes                       | 372.00     |
| Hospitals, Clinics, First Aid 300.00              |  | Self-liquidating                                  |                    | Redeemed in 1969                           |            |
| Animal, Insect, & Rodent Control                  |  | Other   |                    | Cancelled, Abated or Adjusted (1969)       |            |
| Other Welfare Services                            |  | Total 260,000                                     |                    | Transfers to Foreclosed Property           |            |
| <b>RECREATION and CONSERVATION</b>                |  | ISSUED AND OUTSTANDING                            |                    | Balance December 31, 1969                  | 3,478.37   |
| Beaches and Boardwalks                            |  | School  | 260,000.00         | <b>PROPERTY ACQUIRED BY DEED OR</b>        |            |
| Parks, Playgrounds, Shade Trees                   |  | Self-Liquidating                                  |                    | <b>FORECLOSURE</b>                         |            |
| Land Reclamation & Conservation                   |  | Other   |                    | Balance January 1, 1969                    |            |
| Other Recreational Services                       |  | Total 260,000.00                                  |                    | Transfers From Taxes or Liens              |            |
| <b>EDUCATION (exclusing schools)</b>              |  | <b>EQUALIZED VALUATION BASIS</b>                  |                    | Sale for Cash (1969)                       |            |
| Libraries   |  | <b>FOR NET DEBT COMPUTATION</b>                   | 13,340,046.00      | Cancelled, Abated or Adjusted (1969)       |            |
| Other Educational Services 50,000.00              |  | 1969 CAPITAL OUTLAY TOTAL 9,500.00                |                    | Balance December 31, 1969                  |            |
| <b>STATUTORY EXPENDITURES</b>                     |  | Beaches and Boardwalks                            |                    | <b>CURRENT FINANCES DECEMBER 31, 1969</b>  |            |
| Pensions & F.I.C.A. 2,000.00                      |  | Parks and Playgrounds                             |                    | <b>ASSETS</b>                              |            |
| Employee Fringe Benefits                          |  | Public Buildings and Grounds                      |                    | Cash Dec. 31, 1969                         | 149,223.85 |
| Other Statutory Expenditures                      |  | Vehicular Equipment                               |                    | Taxes Receivable                           | 46,795.40  |
| <b>MUNICIPAL FUNCTIONS</b>                        |  | Streets, Roads, Sidewalks, Storm Sewers           | 9,500.00           | Tax Title Liens                            | 3,478.37   |
| <b>CAPITAL IMPROVEMENTS</b>                       |  | Sewer System                                      |                    | Foreclosed Property                        |            |
| <b>DEBT SERVICE</b>                               |  | Water Service                                     |                    | Emergencies & Other Deferred Charges       |            |
| Principal Payments                                |  | Other Utilities                                   |                    | State Aid Receivable                       | 19,988.47  |
| Interest Payments                                 |  | Hospitals and Clinics                             |                    | Other Receivables                          |            |
|   |  | Garbage and Trash Disposal Facilities             |                    | Total 219,486.09                           |            |
| <b>DEFERRED CHARGES</b>                           |  | Health Equipment                                  |                    | <b>LIABILITIES</b>                         |            |
| SCHOOL, COUNTY, SPECIAL DISTRICT TAXES 398,126.36 |  | Library and Education Facilities                  |                    | Cash Liabilities                           | 43,885.89  |
| <b>RESERVE FOR UNCOLLECTED TAXES</b>              |  | Conservation and Recreation                       |                    | Reserves for Receivables                   | 50,273.77  |
|   |  | Other Expenditures                                |                    | Surplus Dec. 31, 1969                      | 125,326.43 |
| <b>EXPENDITURES TOTAL 590,376.36</b>              |  |   |                    | Total 219,486.09                           |            |

0263  
Population 1960 3,570  
Population 1969 6,750  
Moody Rating  
Land Area 5.10 Sq Miles

UPPER SADDLE RIVER - BERGEN COUNTY  
Net Valuation Taxable 83,070,852  
State Equalized Value 89,429,273  
Net Valuation on Which County Taxes  
are apportioned: 88,158,753  
State Equalization Ratio .9289  
General Tax Rate Per \$100. 3.42  
State Equalized  
General Tax Rate: 3.17

PER CAPITA:  
Gross Debt 682.40  
Net Debt 68.78  
Debt Service 3.35  
Total Tax Levy 424.31  
Municipal Expenditures 120.08

PER CENT:  
Gross Debt 5.71  
Net Debt .58  
Tax Levy Collected 96.29  
Tax Levy Cancelled, Abated  
or Adjusted .11

| 1969 EXPENDITURES                      |              | 1969 REVENUES                              |                      | 1969 PROPERTY TAX                          |              |
|--|--------------|--|----------------------|--|--------------|
| GENERAL GOVERNMENT                     |              | 1969 — Property Taxes Collected            |                      | STATE EQUALIZED TAX RATE                   |              |
| Governing Body & Public Boards         |              |  | 2,766,799.73         | Local District School Taxes                | 1.37         |
| Municipal Clerk                        |              | 1969 Payments in Lieu of Taxes             |                      | Regional & Consolidated School Tax         | .91          |
| Financial Administration               | 27,266.86    | Delinquent Tax & Lien Collections          | 66,745.80            | School Taxes in Municipal Budget           |              |
| Assessment of Taxes                    | 13,622.26    | Business Personalty Replacement Taxes      | 31,545.00            | County Taxes                               | .41          |
| Collection of Taxes                    | 10,575.20    | Taxes from Public Utilities                | 124,143.00           | County Library Taxes                       |              |
| Planning, Housing & Development        | 3,440.87     | Other Miscellaneous Tax Revenues           |                      | Local Municipal Purpose Taxes              | .44          |
| Human Resources                        |              | State Aid Revenues                         | 19,646.17            | Veteran & Senior Citizen Taxes             | .04          |
| Elections                              |              | Federal Aid Revenues                       | 3,635.00             | Total Taxes for Rate Computation           | 3.17         |
| General Administration (other)         | 47,666.40    | Sale of Acquired Property                  |                      | Special District Taxes                     |              |
| JUDICIARY                              |              | Other Miscellaneous Revenues               | 49,473.48            | Bank Stock Taxes                           | 245.71       |
| Municipal Courts                       | 4,256.35     | 1969 Revenues                              | 3,061,988.18         | Added and Omitted Taxes                    | 66,137.45    |
| PUBLIC SAFETY                          |              | Prior Years Surplus Appropriated           | 150,000.00           | Total Taxes Levied - ABSTRACT              | 2,864,063.75 |
| Fire Protection                        | 16,910.00    | REVENUES                                   | 3,211,988.18         | TOTAL TAXES BILLED                         | 2,873,366.30 |
| Police Protection                      | 153,505.78   |  |                      | 1969 TAXES COLLECTED                       | 2,766,799.73 |
| Civil Defense & Disaster Control       | 2,210.42     | 1969 REAL PROPERTY VALUATIONS              |                      | 1969 Taxes Cancelled, Abated or Adjusted   | 3,029.02     |
| Environmental Inspection & Control     | 5,745.04     | Code Class # of Parcels %VAL'N             | ASSESSED VALUATION   | Transfer to Tax Title Liens or Foreclosed  | 6,153.88     |
| Other Public Safety                    |              | 1 Vacant Land 225 3.45                     | 2,848,350.00         | Balance Outstanding Dec. 31, 1969          | 97,383.67    |
| PUBLIC WORKS                           |              | 2 Residential 1809 87.59                   | 72,233,250.00        | PRIOR YEARS TAXES OUTSTANDING              |              |
| Streets and Drainage                   | 80,523.96    | 3 Farm 20 1.15                             | 946,100.00           | Balance January 1, 1969                    | 72,106.80    |
| Sewers and Sewage Processing           |              | 4a Commercial 69 7.81                      | 6,441,900.00         | Collected in 1969                          | 65,116.93    |
| Garbage and Trash Disposal             | 105,209.00   | 4b Industrial                              |                      | Cancelled, Abated or Adjusted (1969)       | 138.77       |
| Public Buildings and Grounds           | 14,298.75    | 4c Apartments                              |                      | Transfers to Tax Title Liens or Foreclosed | 6,850.00     |
| Other Public Works                     |              | Total 2123 100.00                          | 82,469,600.00        | Balance December 31, 1969                  | 1.10         |
| HEALTH and WELFARE                     |              | CAPITAL DEBT AUTHORIZED, DECEMBER 31, 1969 |                      | TAX TITLE LIENS OUTSTANDING                |              |
| Health Services Except Environmental   | 17,040.45    | ISSUED AND UNISSUED                        |                      | Balance January 1, 1969                    | 149.27       |
| Welfare-Public Assistance              | 623.52       | School                                     | GROSS DEBT 4,416,200 | Transfers From Taxes                       | 13,728.47    |
| Hospitals, Clinics, First Aid          |              | Self-liquidating                           |                      | Redeemed in 1969                           | 1,628.87     |
| Animal, Insect, & Rodent Control       |              | Other                                      | 190,000              | Cancelled, Abated or Adjusted (1969)       |              |
| Other Welfare Services                 |              | Total                                      | 4,606,200            | Transfers to Foreclosed Property           |              |
| RECREATION and CONSERVATION            |              | ISSUED AND OUTSTANDING                     |                      | Balance December 31, 1969                  | 12,248.87    |
| Beaches and Boardwalks                 |              | School                                     | 4,366,200.37         | PROPERTY ACQUIRED BY DEED OR               |              |
| Parks, Playgrounds, Shade Trees        | 11,352.62    | Self-Liquidating                           |                      | FORECLOSURE                                |              |
| Land Reclamation & Conservation        | 3,670.00     | Other                                      | 24,000.00            | Balance January 1, 1969                    |              |
| Other Recreational Services            | 257.82       | Total                                      | 4,390,200.37         | Transfers From Taxes or Liens              |              |
| EDUCATION (exclusing schools)          |              | EQUALIZED VALUATION BASIS                  |                      | Sale for Cash (1969)                       |              |
| Libraries                              | 26,993.62    | FOR NET DEBT COMPUTATION                   |                      | Cancelled, Abated or Adjusted (1969)       |              |
| Other Educational Services             |              | 1969 CAPITAL OUTLAY                        |                      | Balance December 31, 1969                  |              |
| STATUTORY EXPENDITURES                 |              | TOTAL                                      |                      | CURRENT FINANCES DECEMBER 31, 1969         |              |
| Pensions & F.I.C.A.                    | 28,927.00    | Beaches and Boardwalks                     |                      | ASSETS                                     |              |
| Employee Fringe Benefits               |              | Parks and Playgrounds                      |                      | Cash Dec. 31, 1969                         | 311,502.22   |
| Other Statutory Expenditures           |              | Public Buildings and Grounds               |                      | Taxes Receivable                           | 97,384.77    |
| MUNICIPAL FUNCTIONS                    |              | Vehicular Equipment                        |                      | Tax Title Liens                            | 12,248.87    |
| CAPITAL IMPROVEMENTS                   |              | Streets, Roads, Sidewalks, Storm Sewers    |                      | Foreclosed Property                        |              |
| DEBT SERVICE                           |              | Sewer System                               |                      | Emergencies & Other Deferred Charges       | 5,000.00     |
| Principal Payments                     | 21,600.00    | Water Service                              |                      | State Aid Receivable                       | 1,800.00     |
| Interest Payments                      | 1,000.00     | Other Utilities                            |                      | Other Receivables                          | 443.90       |
| DEFERRED CHARGES                       |              | Hospitals and Clinics                      |                      | Total                                      | 428,379.76   |
| SCHOOL, COUNTY, SPECIAL DISTRICT TAXES |              | Garbage and Trash Disposal Facilities      |                      | LIABILITIES                                |              |
| RESERVE FOR UNCOLLECTED TAXES          |              | Health Equipment                           |                      | Cash Liabilities                           | 93,375.52    |
|  |              | Library and Education Facilities           |                      | Reserves for Receivables                   | 110,077.54   |
|  |              | Conservation and Recreation                |                      | Surplus Dec. 31, 1969                      | 224,926.70   |
| EXPENDITURES                           |              | Other Expenditures                         |                      | Total                                      | 428,379.76   |
| TOTAL                                  | 3,212,580.39 |  |                      |  |              |

0122  
Population 1960 8,688  
Population 1969 9,760  
S & P Rating BBB  
Moody Rating BAA  
Land Area 1.99 Sq. Miles

VENTNOR CITY  
Net Valuation Taxable 38,503,735  
State Equalized Value 80,686,787  
Net Valuation on Which County Taxes  
are apportioned: 81,381,313  
State Equalization Ratio .4772

- ATLANTIC COUNTY  
General Tax Rate Per \$100. 7.45  
State Equalized  
General Tax Rate: 3.55

PER CAPITA:  
Gross Debt 385.60  
Net Debt 200.82  
Debt Service 21.57  
Total Tax Levy 290.20  
Municipal Expenditures 217.83

PER CENT:  
Gross Debt 5.11  
Net Debt 2.66  
Tax Levy Collected 95.72  
Tax Levy Cancelled, Abated  
or Adjusted

| 1969 EXPENDITURES                             |                           | 1969 REVENUES                         |                           | 1969 PROPERTY TAX                          |                     |
|---|---------------------------|---------------------------------------|---------------------------|--|---------------------|
| <b>GENERAL GOVERNMENT</b>                     |                           | 1969 — Property Taxes Collected       |                           | <b>STATE EQUALIZED TAX RATE</b>            |                     |
| Governing Body & Public Boards                |                           | 1969 Payments in Lieu of Taxes        | 2,711,004.03              | Local District School Taxes                | 1.00 807,594.30     |
| Municipal Clerk                               | 24,495.00                 | Delinquent Tax & Lien Collections     | 80,267.24                 | Regional & Consolidated School Tax         | .10 77,252.70       |
| Financial Administration                      | 78,800.00                 | Business Personalty Replacement Taxes | 34,653.00                 | School Taxes in Municipal Budget           | .86 695,703.79      |
| Assessment of Taxes                           | 22,510.00                 | Taxes from Public Utilities           | 124,673.65                | County Taxes                               | .01 5,537.44        |
| Collection of Taxes                           | 25,830.00                 | Other Miscellaneous Tax Revenues      | 44,873.05                 | County Library Taxes                       | .01 5,537.44        |
| Planning, Housing & Development               | 8,237.00                  | State Aid Revenues                    |                           | Local Municipal Purpose Taxes              | 1.50 1,208,076.33   |
| Human Resources                               |                           | Federal Aid Revenues                  |                           | Veteran & Senior Citizen Taxes             | .09 71,080.00       |
| Elections                                     | 1,375.00                  | Sale of Acquired Property             | 205,072.00                | Total Taxes for Rate Computation           | 3.56 2,865,244.56   |
| General Administration (other)                | 20,100.00                 | Other Miscellaneous Revenues          | 396,884.28                | Special District Taxes                     |                     |
| <b>JUDICIARY</b>                              |                           | 1969 Revenues                         | 3,597,427.25              | Bank Stock Taxes                           | 4,012.95            |
| Municipal Courts                              | 9,850.00                  | Prior Years Surplus Appropriated      | 205,000.00                | Added and Omitted Taxes                    | 34,148.57           |
| <b>PUBLIC SAFETY</b>                          |                           | <b>REVENUES</b>                       | <b>TOTAL 3,802,427.25</b> | Total Taxes Levied - ABSTRACT              | 2,832,326.08        |
| Fire Protection                               | 244,069.47                |                                       |                           | <b>TOTAL TAXES BILLED</b>                  | <b>2,832,326.08</b> |
| Police Protection                             | 260,079.35                |                                       |                           | <b>1969 TAXES COLLECTED</b>                | <b>2,711,004.03</b> |
| Civil Defense & Disaster Control              | 1,600.00                  |                                       |                           | 1969 Taxes Cancelled, Abated or Adjusted   |                     |
| Environmental Inspection & Control            | 15,750.00                 |                                       |                           | Transfer to Tax Title Liens or Foreclosed  |                     |
| Other Public Safety                           |                           |                                       |                           | Balance Outstanding Dec. 31, 1969          | 121,322.05          |
| <b>PUBLIC WORKS</b>                           |                           |                                       |                           | <b>PRIOR YEARS TAXES OUTSTANDING</b>       |                     |
| Streets and Drainage                          | 187,538.41                |                                       |                           | Balance January 1, 1969                    | 132,771.68          |
| Sewers and Sewage Processing                  | 138,297.78                |                                       |                           | Collected in 1969                          | 78,484.60           |
| Garbage and Trash Disposal                    | 67,689.49                 |                                       |                           | Cancelled, Abated or Adjusted (1969)       |                     |
| Public Buildings and Grounds                  | 28,542.00                 |                                       |                           | Transfers to Tax Title Liens or Foreclosed |                     |
| Other Public Works                            | 3,000.00                  |                                       |                           | Balance December 31, 1969                  | 54,287.08           |
| <b>HEALTH and WELFARE</b>                     |                           |                                       |                           | <b>TAX TITLE LIENS OUTSTANDING</b>         |                     |
| Health Services Except Environmental          | 10,150.00                 |                                       |                           | Balance January 1, 1969                    | 5,666.45            |
| Welfare-Public Assistance                     | 1,550.00                  |                                       |                           | Transfers From Taxes                       |                     |
| Hospitals, Clinics, First Aid                 |                           |                                       |                           | Redeemed in 1969                           | 1,782.64            |
| Animal, Insect, & Rodent Control              | 1,600.00                  |                                       |                           | Cancelled, Abated or Adjusted (1969)       |                     |
| Other Welfare Services                        |                           |                                       |                           | Transfers to Foreclosed Property           |                     |
| <b>RECREATION and CONSERVATION</b>            |                           |                                       |                           | Balance December 31, 1969                  | 3,883.81            |
| Beaches and Boardwalks                        | 71,753.05                 |                                       |                           | <b>PROPERTY ACQUIRED BY DEED OR</b>        |                     |
| Parks, Playgrounds, Shade Trees               | 32,398.96                 |                                       |                           | <b>FORECLOSURE</b>                         |                     |
| Land Reclamation & Conservation               |                           |                                       |                           | Balance January 1, 1969                    | 156,375.00          |
| Other Recreational Services                   | 19,231.45                 |                                       |                           | Transfers From Taxes or Liens              |                     |
| <b>EDUCATION (excluding schools)</b>          |                           |                                       |                           | Sale for Cash (1969)                       |                     |
| Libraries                                     | 14,192.16                 |                                       |                           | Cancelled, Abated or Adjusted (1969)       |                     |
| Other Educational Services                    |                           |                                       |                           | Balance December 31, 1969                  | 156,375.00          |
| <b>STATUTORY EXPENDITURES</b>                 |                           |                                       |                           | <b>CURRENT FINANCES DECEMBER 31, 1969</b>  |                     |
| Pensions & F.I.C.A.                           | 140,317.52                |                                       |                           | <b>ASSETS</b>                              |                     |
| Employee Fringe Benefits                      | 28,821.00                 |                                       |                           | Cash Dec. 31, 1969                         | 450,913.85          |
| Other Statutory Expenditures                  |                           |                                       |                           | Taxes Receivable                           | 175,609.13          |
| <b>MUNICIPAL FUNCTIONS</b>                    | <b>TOTAL 1,457,777.64</b> |                                       |                           | Tax Title Liens                            | 3,883.81            |
| <b>CAPITAL IMPROVEMENTS</b>                   | <b>204,547.77</b>         |                                       |                           | Foreclosed Property                        | 156,375.00          |
| <b>DEBT SERVICE</b>                           |                           |                                       |                           | Emergencies & Other Deferred Charges       | 54,800.00           |
| Principal Payments                            | 152,000.00                |                                       |                           | State Aid Receivable                       | 58,382.00           |
| Interest Payments                             | 58,557.29                 |                                       |                           | Other Receivables                          | 1,482.51            |
| <b>TYPE I SCHL DEBT *MEMO</b>                 | <b>28,720.00</b>          |                                       |                           | <b>Total</b>                               | <b>901,446.30</b>   |
| <b>DEFERRED CHARGES</b>                       | <b>60,124.93</b>          |                                       |                           | <b>LIABILITIES</b>                         |                     |
| <b>SCHOOL, COUNTY, SPECIAL DISTRICT TAXES</b> | <b>1,586,088.23</b>       |                                       |                           | Cash Liabilities                           | 187,117.68          |
| <b>RESERVE FOR UNCOLLECTED TAXES</b>          | <b>192,991.33</b>         |                                       |                           | Reserves for Receivables                   | 337,350.45          |
| <b>EXPENDITURES</b>                           | <b>TOTAL 3,712,087.19</b> |                                       |                           | Surplus Dec. 31, 1969                      | 376,978.17          |
|   |                           |                                       |                           | <b>Total</b>                               | <b>901,446.30</b>   |

\* ABOVE DEBT SERVICE INCLUDES TYPE I SCHOOL DEBT

1922  
Population 1960 2,155  
Population 1969 4,110  
  
Moody Rating  
Land Area 67.90 Sq Miles

VERNON TWP  
Net Valuation Taxable  
State Equalized Value  
Net Valuation on Which County Taxes  
are apportioned:  
State Equalization Ratio

- SUSSEX COUNTY  
57,646,266  
76,657,268  
75,435,780  
7520

General Tax Rate Per \$100. 3.41  
  
State Equalized  
General Tax Rate: 2.56

PER CAPITA:  
Gross Debt 500.49  
Net Debt 1.22  
Debt Service  
Total Tax Levy 480.51  
Municipal Expenditures 133.20

PER CENT:  
Gross Debt 2.96  
Net Debt .01  
Tax Levy Collected 92.82  
Tax Levy Cancelled, Abated  
or Adjusted

| 1969 EXPENDITURES                             |                           | 1969 REVENUES                                     |                           | 1969 PROPERTY TAX                          |              |
|---|---------------------------|---|---------------------------|--|--------------|
| <b>GENERAL GOVERNMENT</b>                     |                           | <b>1969 — Property Taxes Collected</b>            |                           | <b>STATE EQUALIZED TAX RATE</b>            |              |
| Governing Body & Public Boards                |                           |   | 1,833,192.08              | Local District School Taxes                | 1.44         |
| Municipal Clerk                               |                           |   |                           | Regional & Consolidated School Tax         |              |
| Financial Administration                      | 11,700.00                 | Delinquent Tax & Lien Collections                 | 99,026.83                 | School Taxes in Municipal Budget           |              |
| Assessment of Taxe                            | 16,100.00                 | Business Personalty Replacement Taxes             | 17,564.00                 | County Taxes                               | .69          |
| Collection of Taxes                           | 19,100.00                 | Taxes from Public Utilities                       | 74,373.75                 | County Library Taxes                       | .03          |
| Planning, Housing & Development               | 3,900.00                  | Other Miscellaneous Tax Revenues                  |                           | Local Municipal Purpose Taxes              | .36          |
| Human Resources                               |                           | State Aid Revenues                                | 20,744.52                 | Veteran & Senior Citizen Taxes             | .04          |
| Elections                                     | 1,000.00                  | Federal Aid Revenues                              |                           | Total Taxes for Rate Computation           | 2.56         |
| General Administration (other)                | 37,100.00                 | Sale of Acquired Property                         |                           | Special District Taxes                     |              |
| <b>JUDICIARY</b>                              |                           | Other Miscellaneous Revenues                      | 64,981.51                 | Bank Stock Taxes                           |              |
| Municipal Courts                              | 4,400.00                  | 1969 Revenues                                     | Total 2,109,882.69        | Added and Omitted Taxes                    |              |
| <b>PUBLIC SAFETY</b>                          |                           | Prior Years Surplus Appropriated                  | 150,000.00                | Total Taxes Levied - ABSTRACT              | 1,974,896.05 |
| Fire Protection                               | 12,300.00                 | <b>REVENUES</b>                                   | <b>TOTAL</b> 2,259,882.69 | <b>TOTAL TAXES BILLED</b>                  | 1,974,896.05 |
| Police Protection                             | 7,300.00                  |   |                           | 1969 TAXES COLLECTED                       | 1,833,192.08 |
| Civil Defense & Disaster Control              | 1,300.00                  | <b>1969 REAL PROPERTY VALUATIONS</b>              |                           | 1969 Taxes Cancelled, Abated or Adjusted   |              |
| Environmental Inspection & Control            | 8,000.00                  | Code Class # of Parcels %VAL'N                    | ASSESSED VALUATION        | Transfer to Tax Title Liens or Foreclosed  |              |
| Other Public Safety                           |                           | 1 Vacant Land 4714 17.63                          | 10,079,700.00             | Balance Outstanding Dec. 31, 1969          | 141,703.97   |
| <b>PUBLIC WORKS</b>                           |                           | 2 Residential 3591 70.22                          | 40,152,500.00             | <b>PRIOR YEARS TAXES OUTSTANDING</b>       |              |
| Streets and Drainage                          | 119,000.00                | 3 Farm 296 6.35                                   | 3,628,200.00              | Balance January 1, 1969                    | 119,094.95   |
| Sewers and Sewage Processing                  |                           | 4a Commercial 72 5.23                             | 2,992,600.00              | Collected in 1969                          | 92,131.05    |
| Garbage and Trash Disposal                    | 6,500.00                  | 4b Industrial 7 .39                               | 223,000.00                | Cancelled, Abated or Adjusted (1969)       |              |
| Public Buildings and Grounds                  | 17,200.00                 | 4c Apartments 3 .19                               | 106,500.00                | Transfers to Tax Title Liens or Foreclosed |              |
| Other Public Works                            |                           | Total 8683 100.01                                 | 57,182,500.00             | Balance December 31, 1969                  | 26,963.90    |
| <b>HEALTH AND WELFARE</b>                     |                           | <b>CAPITAL DEBT AUTHORIZED, DECEMBER 31, 1969</b> |                           | <b>TAX TITLE LIENS OUTSTANDING</b>         |              |
| Health Services Except Environmental          | 9,800.00                  | ISSUED AND UNISSUED                               | GROSS DEBT                | Balance January 1, 1969                    | 14,060.05    |
| Welfare-Public Assistance                     | 1,020.00                  | School  | 2,052,000                 | Transfers From Taxes                       |              |
| Hospitals, Clinics, First Aid                 | 550.00                    | Self-liquidating                                  | 5,000                     | Redeemed in 1969                           | 6,895.78     |
| Animal, Insect, & Rodent Control              | 4,100.00                  | Other   | 5,000                     | Cancelled, Abated or Adjusted (1969)       |              |
| Other Welfare Services                        |                           | Total   | 2,057,000                 | Transfers to Foreclosed Property:          |              |
| <b>RECREATION and CONSERVATION</b>            |                           | ISSUED AND OUTSTANDING                            |                           | Balance December 31, 1969                  | 7,164.27     |
| Beaches and Boardwalks                        |                           | School  | 207,000.00                | <b>PROPERTY ACQUIRED BY DEED OR</b>        |              |
| Parks, Playgrounds, Shade Trees               |                           | Self-Liquidating                                  |                           | <b>FORECLOSURE</b>                         |              |
| Land Reclamation & Conservation               |                           | Other   |                           | Balance January 1, 1969                    |              |
| Other Recreational Services                   | 600.00                    | Total   | 207,000.00                | Transfers From Taxes or Liens              |              |
| <b>EDUCATION (excluding schools)</b>          |                           | <b>EQUALIZED VALUATION BASIS</b>                  |                           | Sale for Cash (1969)                       |              |
| Libraries                                     | 600.00                    | <b>FOR NET DEBT COMPUTATION</b>                   | 69,417,395.33             | Cancelled, Abated or Adjusted (1969)       |              |
| Other Educational Services                    |                           | 1969 CAPITAL OUTLAY                               | TOTAL 85,000.00           | Balance December 31, 1969                  |              |
| <b>STATUTORY EXPENDITURES</b>                 |                           | Beaches and Boardwalks                            |                           | <b>CURRENT FINANCES DECEMBER 31, 1969</b>  |              |
| Pensions & F.I.C.A.                           | 10,500.00                 | Parks and Playgrounds                             |                           | <b>ASSETS</b>                              |              |
| Employee Fringe Benefits                      | 9,000.00                  | Public Buildings and Grounds                      |                           | Cash Dec. 31, 1969                         | 455,851.93   |
| Other Statutory Expenditures                  |                           | Vehicular Equipment                               | 14,500.00                 | Taxes Receivable                           | 168,667.87   |
| <b>MUNICIPAL FUNCTIONS</b>                    | <b>TOTAL</b> 301,070.00   | Streets, Roads, Sidewalks, Storm Sewers           | 57,500.00                 | Tax Title Liens                            | 7,164.27     |
| <b>CAPITAL IMPROVEMENTS</b>                   | 95,000.00                 | Sewer System                                      |                           | Foreclosed Property                        |              |
| <b>DEBT SERVICE</b>                           |                           | Water Service                                     |                           | Emergencies & Other Deferred Charges       | 14,000.00    |
| Principal Payments                            |                           | Other Utilities                                   |                           | State Aid Receivable                       | 43,242.00    |
| Interest Payments                             |                           | Hospitals and Clinics                             |                           | Other Receivables                          | 159.85       |
| <b>DEFERRED CHARGES</b>                       | 11,388.88                 | Garbage and Trash Disposal Facilities             |                           | Total                                      | 689,085.92   |
| <b>SCHOOL, COUNTY, SPECIAL DISTRICT TAXES</b> | 1,655,911.69              | Health Equipment                                  |                           | <b>LIABILITIES</b>                         |              |
| <b>RESERVE FOR UNCOLLECTED TAXES</b>          | 140,000.00                | Library and Education Facilities                  |                           | Cash Liabilities                           | 174,200.00   |
|   |                           | Conservation and Recreation                       |                           | Reserves for Receivables                   | 175,991.99   |
| <b>EXPENDITURES</b>                           | <b>TOTAL</b> 2,203,370.57 | Other Expenditures                                | 13,000.00                 | Surplus Dec. 31, 1969                      | 338,893.93   |
|   |                           |   |                           | <b>Total</b>                               | 689,085.92   |

|                          |  |                                  |        |                               |  |
|--------------------------|--|----------------------------------|--------|-------------------------------|--|
| 0720                     | VERONA BORO  | - ESSEX                          | COUNTY | PER CAPITA:                   | PER CENT:                                  |
| Population 1960 13,782   | Net Valuation Taxable 102,207,600                                |                                  |        | Gross Debt 336.37             | Gross Debt 4.56                            |
| Population 1969 15,720   | State Equalized Value 120,060,613                                | General Tax Rate Per \$100. 4.65 |        | Net Debt 51.38                | Net Debt .70                               |
| S & P Rating A           | Net Valuation on Which County Taxes are apportioned: 119,195,884 | State Equalized                  |        | Debt Service 4.98             | Tax Levy Collected 98.46                   |
| Moody Rating A-1         | State Equalization Ratio .8513                                   | General Tax Rate: 3.95           |        | Total Tax Levy 299.48         | Tax Levy Cancelled, Abated or Adjusted .15 |
| Land Area 2.80 Sq. Miles |  |                                  |        | Municipal Expenditures 105.02 |  |

| 1969 EXPENDITURES                      |              | 1969 REVENUES                                |              | 1969 PROPERTY TAX                          |                   |
|--|--------------|--|--------------|--|-------------------|
| GENERAL GOVERNMENT                     |              | 1969 — Property Taxes Collected 4,644,512.33 |              | STATE EQUALIZED TAX RATE 2.14              |                   |
| Governing Body & Public Boards         |              | 1969 Payments in Lieu of Taxes               |              | Local District School Taxes                | 2,563,797.15      |
| Municipal Clerk                        |              | Delinquent Tax & Lien Collections            | 65,564.03    | Regional & Consolidated School Tax         |                   |
| Financial Administration               | 46,879.00    | Business Personalty Replacement Taxes        | 110,316.00   | School Taxes in Municipal Budget           |                   |
| Assessment of Taxes                    | 33,707.00    | Taxes from Public Utilities                  | 175,964.88   | County Taxes                               | 1,294,121.76      |
| Collection of Taxes                    | 39,938.00    | Other Miscellaneous Tax Revenues             | 69,784.60    | County Library Taxes                       |                   |
| Planning, Housing & Development        | 3,550.00     | State Aid Revenues                           | 67,824.94    | Local Municipal Purpose Taxes              | 805,544.15        |
| Human Resources                        | 600.00       | Federal Aid Revenues                         |              | Veteran & Senior Citizen Taxes             | 79,760.00         |
| Elections                              | 1,795.00     | Sale of Acquired Property                    | 1,950.00     | Total Taxes for Rate Computation           | 3.96 4,743,223.06 |
| General Administration (other)         | 59,157.00    | Other Miscellaneous Revenues                 | 116,051.50   | Special District Taxes                     | 4,963.31          |
| JUDICIARY                              |              | 1969 Revenues                                | 5,251,968.28 | Bank Stock Taxes                           | 39,445.95         |
| Municipal Courts                       | 14,900.00    | Prior Years Surplus Appropriated             | 300,000.00   | Added and Omitted Taxes                    |                   |
| PUBLIC SAFETY                          |              | REVENUES                                     | 5,551,968.28 | Total Taxes Levied - ABSTRACT              | 4,707,872.32      |
| Fire Protection                        | 45,490.00    |  |              | TOTAL TAXES BILLED                         | 4,717,312.66      |
| Police Protection                      | 342,851.00   |  |              | 1969 TAXES COLLECTED                       | 4,644,512.33      |
| Civil Defense & Disaster Control       | 3,550.00     |  |              | 1969 Taxes Cancelled, Abated or Adjusted   | 7,197.10          |
| Environmental Inspection & Control     |              |  |              | Transfer to Tax Title Liens or Foreclosed  | 209.25            |
| Other Public Safety                    |              |  |              | Balance Outstanding Dec. 31, 1969          | 65,393.98         |
| PUBLIC WORKS                           |              |  |              | PRIOR YEARS TAXES OUTSTANDING              |                   |
| Streets and Drainage                   | 175,455.00   |  |              | Balance January 1, 1969                    | 89,438.03         |
| Sewers and Sewage Processing           | 80,568.00    |  |              | Collected in 1969                          | 65,564.03         |
| Garbage and Trash Disposal             | 130,500.00   |  |              | Cancelled, Abated or Adjusted (1969)       |                   |
| Public Buildings and Grounds           | 36,041.00    |  |              | Transfers to Tax Title Liens or Foreclosed |                   |
| Other Public Works                     |              |  |              | Balance December 31, 1969                  | 23,874.00         |
| HEALTH and WELFARE                     |              |  |              | TAX TITLE LIENS OUTSTANDING                |                   |
| Health Services Except Environmental   | 34,839.00    |  |              | Balance January 1, 1969                    | 1,382.39          |
| Welfare-Public Assistance              | 6,450.00     |  |              | Transfers From Taxes                       | 209.25            |
| Hospitals, Clinics, First Aid          |              |  |              | Redeemed in 1969                           |                   |
| Animal, Insect, & Rodent Control       |              |  |              | Cancelled, Abated or Adjusted (1969)       |                   |
| Other Welfare Services                 |              |  |              | Transfers to Foreclosed Property           |                   |
| RECREATION and CONSERVATION            |              |  |              | Balance December 31, 1969                  | 1,591.64          |
| Beaches and Boardwalks                 |              |  |              | PROPERTY ACQUIRED BY DEED OR               |                   |
| Parks, Playgrounds, Shade Trees        | 9,400.00     |  |              | FORECLOSURE                                |                   |
| Land Reclamation & Conservation        |              |  |              | Balance January 1, 1969                    | 220,600.00        |
| Other Recreational Services            | 49,650.00    |  |              | Transfers From Taxes or Liens              |                   |
| EDUCATION (excluding schools)          |              |  |              | Sale for Cash (1969)                       | 1,950.00          |
| Libraries                              | 91,958.00    |  |              | Cancelled, Abated or Adjusted (1969)       | 2,250.00          |
| Other Educational Services             |              |  |              | Balance December 31, 1969                  | 216,400.00        |
| STATUTORY EXPENDITURES                 |              |  |              | CURRENT FINANCES DECEMBER 31, 1969         |                   |
| Pensions & F.I.C.A.                    | 105,924.51   |  |              | ASSETS                                     |                   |
| Employee Fringe Benefits               | 16,607.49    |  |              | Cash Dec. 31, 1969                         | 514,578.01        |
| Other Statutory Expenditures           |              |  |              | Taxes Receivable                           | 89,267.98         |
| MUNICIPAL FUNCTIONS                    |              |  |              | Tax Title Liens                            | 1,591.64          |
| CAPITAL IMPROVEMENTS                   | 30,150.00    |  |              | Foreclosed Property                        | 216,400.00        |
| DEBT SERVICE                           |              |  |              | Emergencies & Other Deferred Charges       |                   |
| Principal Payments                     | 60,000.00    |  |              | State Aid Receivable                       | 3,817.45          |
| Interest Payments                      | 18,360.75    |  |              | Other Receivables                          | 1,039.25          |
| DEFERRED CHARGES                       | 23,543.05    |  |              | Total                                      | 826,694.33        |
| SCHOOL, COUNTY, SPECIAL DISTRICT TAXES | 3,857,918.91 |  |              | LIABILITIES                                |                   |
| RESERVE FOR UNCOLLECTED TAXES          | 188,982.48   |  |              | Cash Liabilities                           | 129,298.72        |
|  |              |  |              | Reserves for Receivables                   | 308,298.87        |
|  |              |  |              | Surplus Dec. 31, 1969                      | 389,096.74        |
| EXPENDITURES                           | 5,508,765.19 |  |              | Total                                      | 826,694.33        |

1437  
Population 1960 1,085  
Population 1969 1,250  
  
Moody Rating  
Land Area .14 Sq. Miles

VICTORY GARDENS BORO - MORRIS COUNTY  
Net Valuation Taxable 1,275,334  
State Equalized Value 3,260,056  
Net Valuation on Which County Taxes are apportioned: 3,245,144  
State Equalization Ratio .3912  
  
General Tax Rate Per \$100. 11.71  
State Equalized General Tax Rate: 4.58

PER CAPITA:  
Gross Debt  
Net Debt  
Debt Service  
Total Tax Levy 116.96  
Municipal Expenditures 39.77

PER CENT:  
Gross Debt  
Net Debt  
Tax Levy Collected 95.22  
Tax Levy Cancelled, Abated or Adjusted

| 1969 EXPENDITURES                      |                 | 1969 REVENUES                                     |              | 1969 PROPERTY TAX                               |            |
|--|-----------------|---|--------------|---|------------|
| <b>GENERAL GOVERNMENT</b>              |                 | 1969 — Property Taxes Collected                   |              | STATE EQUALIZED TAX RATE                        |            |
| Governing Body & Public Boards         |                 |   | 139,310.17   | Local District School Taxes 3.71                | 120,831.50 |
| Municipal Clerk                        |                 | 1969 Payments in Lieu of Taxes                    |              | Regional & Consolidated School Tax              |            |
| Financial Administration               | 3,785.00        | Delinquent Tax & Lien Collections                 | 4,306.10     | School Taxes in Municipal Budget                |            |
| Assessment of Taxes                    | 630.00          | Business Personalty Replacement Taxes             | 1,513.00     | County Taxes .40                                | 13,172.61  |
| Collection of Taxes                    | 445.00          | Taxes from Public Utilities                       | 4,925.75     | County Library Taxes .03                        | 982.98     |
| Planning, Housing & Development        | 50.00           | Other Miscellaneous Tax Revenues                  |              | Local Municipal Purpose Taxes .34               | 11,186.99  |
| Human Resources                        |                 | State Aid Revenues                                | 4,982.43     | Veteran & Senior Citizen Taxes .09              | 3,060.00   |
| Elections                              | 300.00          | Federal Aid Revenues                              |              | Total Taxes for Rate Computation 4.57           | 149,234.08 |
| General Administration (other)         | 7,290.00        | Sale of Acquired Property                         |              | Special District Taxes                          |            |
| <b>JUDICIARY</b>                       |                 | Other Miscellaneous Revenues                      | 11,026.08    | Bank Stock Taxes                                | 25.25      |
| Municipal Courts                       | 1,350.00        | 1969 Revenues                                     | 166,063.53   | Added and Omitted Taxes                         |            |
| <b>PUBLIC SAFETY</b>                   |                 | Prior Years Surplus Appropriated                  | 23,500.00    | Total Taxes Levied - ABSTRACT                   | 146,199.33 |
| Fire Protection                        | 1,800.00        | <b>REVENUES</b>                                   | <b>TOTAL</b> | <b>TOTAL TAXES BILLED</b>                       | 146,307.35 |
| Police Protection                      | 7,980.00        |   | 189,563.53   | <b>1969 TAXES COLLECTED</b>                     | 139,310.17 |
| Civil Defense & Disaster Control       |                 |   |              | 1969 Taxes Cancelled, Abated or Adjusted        | 3.37       |
| Environmental Inspection & Control     | 175.00          | <b>1969 REAL PROPERTY VALUATIONS</b>              |              | Transfer to Tax Title Liens or Foreclosed       |            |
| Other Public Safety                    |                 | Code Class # of Parcels %VAL'N ASSESSED VALUATION |              | Balance Outstanding Dec. 31, 1969               | 6,993.81   |
| <b>PUBLIC WORKS</b>                    |                 | 1 Vacant Land 3 4.05 51,222.00                    |              | <b>PRIOR YEARS TAXES OUTSTANDING</b>            |            |
| Streets and Drainage                   | 5,917.77        | 2 Residential 203 84.75 1,073,096.00              |              | Balance January 1, 1969                         | 10,203.41  |
| Sewers and Sewage Processing           | 1,300.00        | 3 Farm  |              | Collected in 1969                               | 4,306.10   |
| Garbage and Trash Disposal             | 5,700.00        | 4a Commercial 4 11.21 141,933.00                  |              | Cancelled, Abated or Adjusted (1969)            | 765.61     |
| Public Buildings and Grounds           | 2,350.00        | 4b Industrial                                     |              | Transfers to Tax Title Liens or Foreclosed      |            |
| Other Public Works                     |                 | 4c Apartments                                     |              | Balance December 31, 1969                       | 5,131.70   |
| <b>HEALTH and WELFARE</b>              |                 | Total 210 100.01 1,266,251.00                     |              | <b>TAX TITLE LIENS OUTSTANDING</b>              |            |
| Health Services Except Environmental   | 325.00          | <b>CAPITAL DEBT AUTHORIZED, DECEMBER 31, 1969</b> |              | Balance January 1, 1969                         |            |
| Welfare-Public Assistance              | 425.00          | ISSUED AND UNISSUED GROSS DEBT NET DEBT           |              | Transfers From Taxes                            |            |
| Hospitals, Clinics, First Aid          | 200.00          | School  |              | Redeemed in 1969                                |            |
| Animal, Insect, & Rodent Control       |                 | Self-liquidating                                  |              | Cancelled, Abated or Adjusted (1969)            |            |
| Other Welfare Services                 |                 | Other   |              | Transfers to Foreclosed Property                |            |
| <b>RECREATION and CONSERVATION</b>     |                 | Total   |              | Balance December 31, 1969                       |            |
| Beaches and Boardwalks                 |                 | ISSUED AND OUTSTANDING                            |              | <b>PROPERTY ACQUIRED BY DEED OR FORECLOSURE</b> |            |
| Parks, Playgrounds, Shade Trees        |                 | School  |              | Balance January 1, 1969                         |            |
| Land Reclamation & Conservation        |                 | Self-Liquidating                                  |              | Transfers From Taxes or Liens                   |            |
| Other Recreational Services            | 520.00          | Other   |              | Sale for Cash (1969)                            |            |
| <b>EDUCATION (excluding schools)</b>   |                 | Total   |              | Cancelled, Abated or Adjusted (1969)            |            |
| Libraries                              |                 | EQUALIZED VALUATION BASIS                         |              | Balance December 31, 1969                       |            |
| Other Educational Services             |                 | FOR NET DEBT COMPUTATION                          |              | <b>CURRENT FINANCES DECEMBER 31, 1969</b>       |            |
| <b>STATUTORY EXPENDITURES</b>          |                 | 1969 CAPITAL OUTLAY TOTAL                         |              | <b>ASSETS</b>                                   |            |
| Pensions & F.I.C.A.                    | 550.00          | Beaches and Boardwalks                            |              | Cash Dec. 31, 1969                              | 128,149.06 |
| Employee Fringe Benefits               |                 | Parks and Playgrounds                             |              | Taxes Receivable                                | 12,125.51  |
| Other Statutory Expenditures           |                 | Public Buildings and Grounds                      |              | Tax Title Liens                                 |            |
| <b>MUNICIPAL FUNCTIONS</b>             | <b>TOTAL</b>    | Vehicular Equipment                               |              | Foreclosed Property                             |            |
| <b>CAPITAL IMPROVEMENTS</b>            | <b>1,000.00</b> | Streets, Roads, Sidewalks, Storm Sewers           |              | Emergencies & Other Deferred Charges            |            |
| <b>DEBT SERVICE</b>                    |                 | Sewer System                                      |              | State Aid Receivable                            | 3,753.00   |
| Principal Payments                     |                 | Water Service                                     |              | Other Receivables                               |            |
| Interest Payments                      |                 | Other Utilities                                   |              | Total   | 144,027.57 |
| <b>DEFERRED CHARGES</b>                |                 | Hospitals and Clinics                             |              | <b>LIABILITIES</b>                              |            |
| SCHOOL, COUNTY, SPECIAL DISTRICT TAXES | 242.69          | Garbage and Trash Disposal Facilities             |              | Cash Liabilities                                | 73,967.33  |
| RESERVE FOR UNCOLLECTED TAXES          | 134,987.09      | Health Equipment                                  |              | Reserves for Receivables                        | 12,125.51  |
|  | 7,372.21        | Library and Education Facilities                  |              | Surplus Dec. 31, 1969                           | 57,934.73  |
| <b>EXPENDITURES</b>                    | <b>TOTAL</b>    | Conservation and Recreation                       |              | Total   | 144,027.57 |
|  | 184,694.76      | Other Expenditures                                |              |   |            |

0614  
Population 1960 37,685  
Population 1969 48,280  
S & P Rating AA  
Moody Rating AA  
Land Area 69.50 Sq. Miles

VINELAND CITY - CUMBERLAND COUNTY  
Net Valuation Taxable 96,593,200  
State Equalized Value 228,731,233 General Tax Rate Per \$100. 8.49  
Net Valuation on Which County Taxes are apportioned: 242,580,089 State Equalized  
State Equalization Ratio .4223 General Tax Rate: 3.58

PER CAPITA:  
Gross Debt 614.25  
Net Debt 117.91  
Debt Service 12.81  
Total Tax Levy 170.68  
Municipal Expenditures 98.61

PER CENT:  
Gross Debt 13.86  
Net Debt 2.66  
Tax Levy Collected 94.37  
Tax Levy Cancelled, Abated or Adjusted .53

| 1969 EXPENDITURES                      |                      | 1969 REVENUES                                     |                            | 1969 PROPERTY TAX                          |                   |
|--|----------------------|---|----------------------------|--|-------------------|
| <b>GENERAL GOVERNMENT</b>              |                      | 1969 — Property Taxes Collected 7,784,292.05      |                            | <b>STATE EQUALIZED TAX RATE</b>            |                   |
| Governing Body & Public Boards         |                      | 1969 Payments in Lieu of Taxes                    |                            | Local District School Taxes                | 1.66 3,786,185.00 |
| Municipal Clerk                        |                      | Delinquent Tax & Lien Collections                 | 348,692.73                 | Regional & Consolidated School Tax         |                   |
| Financial Administration               | 227,700.00           | Business Personality Replacement Taxes            | 557,380.00                 | School Taxes in Municipal Budget           | .13 299,323.73    |
| Assessment of Taxes                    | 54,500.00            | Taxes from Public Utilities                       | 504,162.60                 | County Taxes                               | 1.12 2,564,140.43 |
| Collection of Taxes                    | 45,200.00            | Other Miscellaneous Tax Revenues                  | 8,131.26                   | County Library Taxes                       |                   |
| Planning, Housing & Development        | 14,700.00            | State Aid Revenues                                | 491,718.58                 | Local Municipal Purpose Taxes              | .58 1,331,870.78  |
| Human Resources                        | 500.00               | Federal Aid Revenues                              | 94,356.22                  | Veteran & Senior Citizen Taxes             | .09 211,950.00    |
| Elections                              | 10,500.00            | Sale of Acquired Property                         | 14,550.00                  | Total Taxes for Rate Computation           | 3.58 8,193,469.94 |
| General Administration (other)         | 242,700.00           | Other Miscellaneous Revenues                      | 693,385.68                 | Special District Taxes                     | 103,299.82        |
| <b>JUDICIARY</b>                       |                      | 1969 Revenues                                     | Total 10,496,669.12        | Bank Stock Taxes                           | 26,995.27         |
| Municipal Courts                       | 37,800.00            | Prior Years Surplus Appropriated                  | 450,000.00                 | Added and Omitted Taxes                    | 128,748.45        |
| <b>PUBLIC SAFETY</b>                   |                      | <b>REVENUES</b>                                   | <b>TOTAL 10,946,669.12</b> | Total Taxes Levied - ABSTRACT              | 8,240,563.48      |
| Fire Protection                        | 192,200.00           | <b>1969 REAL PROPERTY VALUATIONS</b>              |                            | <b>TOTAL TAXES BILLED</b>                  | 8,248,531.26      |
| Police Protection                      | 676,600.00           | Code  | Class # of Parcels %VAL'N  | <b>1969 TAXES COLLECTED</b>                | 7,784,292.05      |
| Civil Defense & Disaster Control       | 8,000.00             | 1   | Vacant Land 3339 4.06      | 1969 Taxes Cancelled, Abated or Adjusted   | 43,519.33         |
| Environmental Inspection & Control     | 56,600.00            | 2   | Residential 9288 56.57     | Transfer to Tax Title Liens or Foreclosed  | 22,443.23         |
| Other Public Safety                    |                      | 3   | Farm 1966 10.70            | Balance Outstanding Dec. 31, 1969          | 398,276.65        |
| <b>PUBLIC WORKS</b>                    |                      | 4a  | Commercial 898 18.69       | <b>PRIOR YEARS TAXES OUTSTANDING</b>       |                   |
| Streets and Drainage                   | 691,100.00           | 4b  | Industrial 121 6.87        | Balance January 1, 1969                    | 364,314.91        |
| Sewers and Sewage Processing           |                      | 4c  | Apartments 30 3.11         | Collected in 1969                          | 339,245.86        |
| Garbage and Trash Disposal             | 31,400.00            | Total   | 15642 100.00               | Cancelled, Abated or Adjusted (1969)       | 13,010.38         |
| Public Buildings and Grounds           | 106,400.00           | <b>CAPITAL DEBT AUTHORIZED, DECEMBER 31, 1969</b> |                            | Transfers to Tax Title Liens or Foreclosed | 10,746.20         |
| Other Public Works                     | 8,400.00             | ISSUED AND UNISSUED                               | GROSS DEBT NET DEBT        | Balance December 31, 1969                  | 1,312.47          |
| <b>HEALTH and WELFARE</b>              |                      | School  | 6,309,000                  | <b>TAX TITLE LIENS OUTSTANDING</b>         |                   |
| Health Services Except Environmental   | 114,700.00           | Self-liquidating                                  | 17,653,500                 | Balance January 1, 1969                    | 34,898.80         |
| Welfare-Public Assistance              | 23,700.00            | Other   | 5,693,400                  | Transfers From Taxes                       | 34,388.42         |
| Hospitals, Clinics, First Aid          | 33,000.00            | Total   | 29,655,900                 | Redeemed in 1969                           | 9,446.87          |
| Animal, Insect, & Rodent Control       | 29,800.00            | <b>ISSUED AND OUTSTANDING</b>                     |                            | Cancelled, Abated or Adjusted (1969)       | 641.77            |
| Other Welfare Services                 |                      | School  | 6,309,000.00               | Transfers to Foreclosed Property           | 2,113.45          |
| <b>RECREATION and CONSERVATION</b>     |                      | Self-Liquidating                                  | 5,719,000.00               | Balance December 31, 1969                  | 57,085.13         |
| Beaches and Boardwalks                 | 88,200.00            | Other   | 1,070,900.00               | <b>PROPERTY ACQUIRED BY DEED OR</b>        |                   |
| Parks, Playgrounds, Shade Trees        | 1,000.00             | Total   | 13,098,900.00              | <b>FORECLOSURE</b>                         |                   |
| Land Reclamation & Conservation        | 141,400.00           | <b>EQUALIZED VALUATION BASIS</b>                  |                            | Balance January 1, 1969                    | 111,751.55        |
| Other Recreational Services            |                      | <b>FOR NET DEBT COMPUTATION</b>                   | 213,923,226.00             | Transfers From Taxes or Liens              | 2,113.45          |
| <b>EDUCATION (excluding schools)</b>   |                      | 1969 CAPITAL OUTLAY                               | TOTAL 4,886,380.08         | Sale for Cash (1969)                       | 14,550.00         |
| Libraries                              | 125,000.00           | Beaches and Boardwalks                            |                            | Cancelled, Abated or Adjusted (1969)       |                   |
| Other Educational Services             |                      | Parks and Playgrounds                             | 393,774.85                 | Balance December 31, 1969                  | 99,315.00         |
| <b>STATUTORY EXPENDITURES</b>          |                      | Public Buildings and Grounds                      |                            | <b>CURRENT FINANCES DECEMBER 31, 1969</b>  |                   |
| Pensions & F.I.C.A.                    | 205,879.93           | Vehicular Equipment                               |                            | <b>ASSETS</b>                              |                   |
| Employee Fringe Benefits               | 29,900.00            | Streets, Roads, Sidewalks, Storm Sewers           | 202,039.52                 | Cash Dec. 31, 1969                         | 1,144,517.58      |
| Other Statutory Expenditures           |                      | Sewer System                                      |                            | Taxes Receivable                           | 399,589.12        |
| <b>MUNICIPAL FUNCTIONS</b>             |                      | Water Service                                     | 4,065,565.71               | Tax Title Liens                            | 57,085.13         |
| <b>CAPITAL IMPROVEMENTS</b>            |                      | Other Utilities                                   |                            | Foreclosed Property                        | 99,315.00         |
| <b>DEBT SERVICE</b>                    |                      | Hospitals and Clinics                             |                            | Emergencies & Other Deferred Charges       | 203,596.09        |
| Principal Payments                     | 315,000.00           | Garbage and Trash Disposal Facilities             |                            | State Aid Receivable                       | 254,450.00        |
| Interest Payments                      | 303,661.88           | Health Equipment                                  |                            | Other Receivables                          | 11,477.35         |
| <b>TYPE I SCHL DEBT *MEMO</b>          |                      | Library and Education Facilities                  |                            | Total                                      | 2,170,030.27      |
| <b>DEFERRED CHARGES</b>                |                      | Conservation and Recreation                       |                            | <b>LIABILITIES</b>                         |                   |
| SCHOOL, COUNTY, SPECIAL DISTRICT TAXES | 6,752,948.98         | Other Expenditures                                | 225,000.00                 | Cash Liabilities                           | 454,366.60        |
| <b>RESERVE FOR UNCOLLECTED TAXES</b>   |                      |   |                            | Reserves for Receivables                   | 567,466.60        |
|  | 447,491.38           |   |                            | Surplus Dec. 31, 1969                      | 1,148,197.07      |
| <b>EXPENDITURES</b>                    |                      |   |                            | Total                                      | 2,170,030.27      |
| <b>TOTAL</b>                           | <b>11,513,812.29</b> |   |                            |  |                   |

|   |       |
|---|-------|
| PER CENT:                                 |       |
| Gross Debt                                | 16.37 |
| Net Debt                                  | 6.82  |
| Tax Levy Collected                        | 96.46 |
| Tax Levy Cancelled, Abated<br>or Adjusted |       |

| 1969 EXPENDITURES                             |              | 1969 REVENUES   |              | 1969 PROPERTY TAX                        |                          |
|---|--------------|---|--------------|--|--------------------------|
| <b>GENERAL GOVERNMENT</b>                     |              |   |              | <b>STATE EQUALIZED TAX RATE</b>          |                          |
| Governing Body & Public Boards                |              | 1969 — Property Taxes Collected                           | 971,362.21   | Local District School Taxes              | 288,409.39               |
| Municipal Clerk                               |              | 1969 Payments in Lieu of Taxes                            |              | Regional & Consolidated School Tax       | 272,785.70               |
| Financial Administration                      | 8,950.00     | Delinquent Tax & Lien Collections                         | 38,117.28    | School Taxes in Municipal Budget         |                          |
| Assessment of Taxes                           | 5,550.00     | Business Personalty Replacement Taxes                     | 18,445.00    | County Taxes                             | 303,480.79               |
| Collection of Taxes                           | 13,775.00    | Taxes from Public Utilities                               | 97,605.19    | County Library Taxes                     | 6,700.47                 |
| Planning, Housing & Development               | 5,990.00     | Other Miscellaneous Tax Revenues                          |              | Local Municipal Purpose Taxes            | 68,028.50                |
| Human Resources                               |              | State Aid Revenues  | 31,062.59    | Veteran & Senior Citizen Taxes           | 33,010.00                |
| Elections                                     | 1,255.00     | Federal Aid Revenues                                      |              | Total Taxes for Rate Computation         | 972,414.85               |
| General Administration (other)                | 33,900.00    | Sale of Acquired Property                                 |              | Special District Taxes                   | 45,815.23                |
| <b>JUDICIARY</b>                              |              | Other Miscellaneous Revenues                              | 80,267.92    | Bank Stock Taxes                         | 971.50                   |
| Municipal Courts                              | 6,809.63     | 1969 Revenues   | 1,236,860.19 | Added and Omitted Taxes                  | 20,859.79                |
| <b>PUBLIC SAFETY</b>                          |              | Prior Years Surplus Appropriated                          | 127,000.00   | Total Taxes Levied - ABSTRACT            | 1,007,051.37             |
| Fire Protection                               |              | <b>REVENUES</b>   | <b>TOTAL</b> | <b>TOTAL TAXES BILLED</b>                | <b>1,007,051.37</b>      |
| Police Protection                             | 98,077.35    |   |              | 1969 TAXES COLLECTED                     | 971,362.21               |
| Civil Defense & Disaster Control              | 225.00       | <b>1969 REAL PROPERTY VALUATIONS</b>                      |              | 1969 Taxes Cancelled, Abated or Adjusted |                          |
| Environmental Inspection & Control            | 2,849.50     | <b>Code</b>   | <b>Class</b> | <b># of Parcels</b>                      | <b>%VAL'N</b>            |
| Other Public Safety                           |              | 1   | Vacant Land  | 504                                      | 3.69                     |
| <b>PUBLIC WORKS</b>                           |              | 2   | Residential  | 1477                                     | 75.59                    |
| Streets and Drainage                          | 58,076.27    | 3   | Farm         | 35                                       | 2.66                     |
| Sewers and Sewage Processing                  |              | 4a  | Commercial   | 86                                       | 12.50                    |
| Garbage and Trash Disposal                    | 24,325.00    | 4b  | Industrial   | 17                                       | 2.24                     |
| Public Buildings and Grounds                  | 6,450.00     | 4c  | Apartments   | 10                                       | 3.32                     |
| Other Public Works                            |              | Total   |              | 2129                                     | 100.00                   |
| <b>HEALTH and WELFARE</b>                     |              |   |              | 13,285,875.00                            |                          |
| Health Services Except Environmental          | 1,480.00     | <b>CAPITAL DEBT AUTHORIZED, DECEMBER 31, 1969</b>         |              |  |                          |
| Welfare-Public Assistance                     | 985.00       | <b>ISSUED AND UNISSUED</b>                                |              | <b>GROSS DEBT</b>                        | <b>NET DEBT</b>          |
| Hospitals, Clinics, First Aid                 |              | School  |              | 2,358,930                                | 566,833                  |
| Animal, Insect, & Rodent Control              |              | Self-liquidating  |              | 2,288,000                                | 1,310,000                |
| Other Welfare Services                        |              | Other   |              | 106,803                                  | 104,897                  |
| <b>RECREATION and CONSERVATION</b>            |              | Total   |              | 4,753,733                                | 1,981,730                |
| Beaches and Boardwalks                        |              | <b>ISSUED AND OUTSTANDING</b>                             |              |  |                          |
| Parks, Playgrounds, Shade Trees               | 5,700.00     | School  |              | 2,358,930.23                             |                          |
| Land Reclamation & Conservation               |              | Self-Liquidating  |              | 390,000.00                               |                          |
| Other Recreational Services                   |              | Other   |              | 81,937.22                                |                          |
| <b>EDUCATION (excluding schools)</b>          |              | Total   |              | 2,830,867.45                             |                          |
| Libraries                                     | 4,320.00     | <b>EQUALIZED VALUATION BASIS FOR NET DEBT COMPUTATION</b> |              |  |                          |
| Other Educational Services                    |              |   |              | 29,038,873.33                            |                          |
| <b>STATUTORY EXPENDITURES</b>                 |              | <b>1969 CAPITAL OUTLAY</b>                                |              | <b>TOTAL</b>                             | <b>171,217.59</b>        |
| Pensions & F.I.C.A.                           | 14,550.00    | Beaches and Boardwalks                                    |              |  |                          |
| Employee Fringe Benefits                      |              | Parks and Playgrounds                                     |              |  |                          |
| Other Statutory Expenditures                  |              | Public Buildings and Grounds                              |              | 19,703.20                                |                          |
| <b>MUNICIPAL FUNCTIONS</b>                    | <b>TOTAL</b> | Vehicular Equipment                                       |              |  |                          |
| <b>CAPITAL IMPROVEMENTS</b>                   | 293,267.75   | Streets, Roads, Sidewalks, Storm Sewers                   |              | 25,618.66                                |                          |
| <b>DEBT SERVICE</b>                           | 19,600.00    | Sewer System  |              | 125,255.73                               |                          |
| Principal Payments                            | 9,558.71     | Water Service   |              |  |                          |
| Interest Payments                             | 2,944.00     | Other Utilities   |              |  |                          |
|   |              | Hospitals and Clinics                                     |              |  |                          |
| <b>DEFERRED CHARGES</b>                       | 6,583.30     | Garbage and Trash Disposal Facilities                     |              |  |                          |
| <b>SCHOOL, COUNTY, SPECIAL DISTRICT TAXES</b> | 917,191.58   | Health Equipment  |              |  |                          |
| <b>RESERVE FOR UNCOLLECTED TAXES</b>          | 66,328.44    | Library and Education Facilities                          |              |  |                          |
|   |              | Conservation and Recreation                               |              |  |                          |
| <b>EXPENDITURES</b>                           | <b>TOTAL</b> | Other Expenditures  |              | 640.00                                   |                          |
|   | 1,315,473.78 |   |              |  |                          |
|   |              |   |              |  | <b>LIABILITIES</b>       |
|   |              |   |              |  | Cash Liabilities         |
|   |              |   |              |  | Reserves for Receivables |
|   |              |   |              |  | Surplus Dec. 31, 1969    |
|   |              |   |              |  | <b>Total</b>             |
|   |              |   |              |  | 548,675.77               |
|   |              |   |              |  | 35,771.04                |
|   |              |   |              |  | 7,318.67                 |
|   |              |   |              |  | 24,065.00                |
|   |              |   |              |  | 7,696.49                 |
|   |              |   |              |  | 50,902.00                |
|   |              |   |              |  | 29,890.4                 |



0264  
Population 1960 10,495  
Population 1969 12,720  
  
Moody Rating  
Land Area 2.40 Sq. Miles

WALDWICK BORO - BERGEN COUNTY  
Net Valuation Taxable 56,513,875  
State Equalized Value 81,373,470  
Net Valuation on Which County Taxes are apportioned: 78,323,778  
State Equalization Ratio .6945  
General Tax Rate Per \$100. 5.34  
State Equalized General Tax Rate: 3.70

PER CAPITA:  
Gross Debt 697.74  
Net Debt 452.04  
Debt Service 11.79  
Total Tax Levy 232.45  
Municipal Expenditures 86.67

PER CENT:  
Gross Debt 11.62  
Net Debt 7.53  
Tax Levy Collected 98.17  
Tax Levy Cancelled, Abated or Adjusted .23

| 1969 EXPENDITURES                      |              | 1969 REVENUES                         |              | 1969 PROPERTY TAX                               |              |
|--|--------------|---------------------------------------|--------------|---|--------------|
| <b>GENERAL GOVERNMENT</b>              |              | 1969 — Property Taxes Collected       |              | <b>STATE EQUALIZED TAX RATE</b>                 |              |
| Governing Body & Public Boards         |              | 1969 Payments in Lieu of Taxes        | 2,907,061.59 | Local District School Taxes                     | 2.56         |
| Municipal Clerk                        |              | Delinquent Tax & Lien Collections     | 24,706.76    | Regional & Consolidated School Tax              |              |
| Financial Administration               | 11,380.00    | Business Personalty Replacement Taxes | 46,133.00    | School Taxes in Municipal Budget                |              |
| Assessment of Taxes                    | 9,345.00     | Taxes from Public Utilities           | 113,556.74   | County Taxes                                    | .40          |
| Collection of Taxes                    | 18,799.00    | Other Miscellaneous Tax Revenues      |              | County Library Taxes                            |              |
| Planning, Housing & Development        | 3,650.00     | State Aid Revenues                    | 107,514.77   | Local Municipal Purpose Taxes                   | .65          |
| Human Resources                        |              | Federal Aid Revenues                  | 78,030.00    | Veteran & Senior Citizen Taxes                  | .09          |
| Elections                              | 931.00       | Sale of Acquired Property             |              | Total Taxes for Rate Computation                | 3.70         |
| General Administration (other)         | 57,770.00    | Other Miscellaneous Revenues          | 99,267.00    | Special District Taxes                          |              |
| <b>JUDICIARY</b>                       |              | 1969 Revenues                         | 3,376,269.86 | Bank Stock Taxes                                | 2,074.85     |
| Municipal Courts                       | 5,460.00     | Prior Years Surplus Appropriated      | 160,202.00   | Added and Omitted Taxes                         | 15,832.82    |
| <b>PUBLIC SAFETY</b>                   |              | REVENUES                              | 3,536,471.86 | Total Taxes Levied - ABSTRACT                   | 2,956,743.74 |
| Fire Protection                        | 34,995.00    |                                       |              | <b>TOTAL TAXES BILLED</b>                       | 2,961,318.60 |
| Police Protection                      | 190,610.00   |                                       |              | 1969 TAXES COLLECTED                            | 2,907,061.59 |
| Civil Defense & Disaster Control       | 250.00       |                                       |              | 1969 Taxes Cancelled, Abated or Adjusted        | 6,924.67     |
| Environmental Inspection & Control     | 6,075.00     |                                       |              | Transfer to Tax Title Liens or Foreclosed       | 3,543.82     |
| Other Public Safety                    |              |                                       |              | Balance Outstanding Dec. 31, 1969               | 43,788.52    |
| <b>PUBLIC WORKS</b>                    |              |                                       |              | <b>PRIOR YEARS TAXES OUTSTANDING</b>            |              |
| Streets and Drainage                   | 90,014.00    |                                       |              | Balance January 1, 1969                         | 28,382.30    |
| Sewers and Sewage Processing           |              |                                       |              | Collected in 1969                               | 24,706.76    |
| Garbage and Trash Disposal             | 87,900.00    |                                       |              | Cancelled, Abated or Adjusted (1969)            | 1,685.36     |
| Public Buildings and Grounds           | 17,525.00    |                                       |              | Transfers to Tax Title Liens or Foreclosed      | 1,142.20     |
| Other Public Works                     |              |                                       |              | Balance December 31, 1969                       | 847.98       |
| <b>HEALTH and WELFARE</b>              |              |                                       |              | <b>TAX TITLE LIENS OUTSTANDING</b>              |              |
| Health Services Except Environmental   | 27,138.00    |                                       |              | Balance January 1, 1969                         | 1,351.69     |
| Welfare-Public Assistance              | 2,100.00     |                                       |              | Transfers From Taxes                            | 3,639.09     |
| Hospitals, Clinics, First Aid          |              |                                       |              | Redeemed in 1969                                |              |
| Animal, Insect, & Rodent Control       | 360.00       |                                       |              | Cancelled, Abated or Adjusted (1969)            |              |
| Other Welfare Services                 |              |                                       |              | Transfers to Foreclosed Property                |              |
| <b>RECREATION and CONSERVATION</b>     |              |                                       |              | Balance December 31, 1969                       | 4,990.78     |
| Beaches and Boardwalks                 |              |                                       |              | <b>PROPERTY ACQUIRED BY DEED OR FORECLOSURE</b> |              |
| Parks, Playgrounds, Shade Trees        | 39,425.00    |                                       |              | Balance January 1, 1969                         | 35,335.00    |
| Land Reclamation & Conservation        | 78,030.00    |                                       |              | Transfers From Taxes or Liens                   |              |
| Other Recreational Services            | 3,825.00     |                                       |              | Sale for Cash (1969)                            |              |
| <b>EDUCATION (excluding schools)</b>   |              |                                       |              | Cancelled, Abated or Adjusted (1969)            |              |
| Libraries                              | 31,000.00    |                                       |              | Balance December 31, 1969                       | 35,335.00    |
| Other Educational Services             |              |                                       |              | <b>CURRENT FINANCES DECEMBER 31, 1969</b>       |              |
| <b>STATUTORY EXPENDITURES</b>          |              |                                       |              | <b>ASSETS</b>                                   |              |
| Pensions & F.I.C.A.                    | 36,046.00    |                                       |              | Cash Dec. 31, 1969                              | 240,242.46   |
| Employee Fringe Benefits               | 16,780.00    |                                       |              | Taxes Receivable                                | 44,636.50    |
| Other Statutory Expenditures           |              |                                       |              | Tax Title Liens                                 | 4,990.78     |
| <b>MUNICIPAL FUNCTIONS</b>             | 769,408.00   |                                       |              | Foreclosed Property                             | 35,335.00    |
| <b>CAPITAL IMPROVEMENTS</b>            | 113,084.00   |                                       |              | Emergencies & Other Deferred Charges            | 18,000.00    |
| <b>DEBT SERVICE</b>                    |              |                                       |              | State Aid Receivable                            | 145,249.26   |
| Principal Payments                     | 45,000.00    |                                       |              | Other Receivables                               | 3,259.00     |
| Interest Payments                      | 105,000.00   |                                       |              | Total   | 491,713.00   |
| <b>DEFERRED CHARGES</b>                | 6,650.00     |                                       |              | <b>LIABILITIES</b>                              |              |
| SCHOOL, COUNTY, SPECIAL DISTRICT TAXES | 2,407,241.35 |                                       |              | Cash Liabilities                                | 179,008.32   |
| RESERVE FOR UNCOLLECTED TAXES          | 63,307.57    |                                       |              | Reserves for Receivables                        | 88,221.28    |
| <b>EXPENDITURES</b>                    | 3,509,690.92 |                                       |              | Surplus Dec. 31, 1969                           | 224,483.40   |
|  |              |                                       |              | Total   | 491,713.00   |

1352  
Population 1960 11,929  
Population 1969 16,630  
S & P Rating BBB  
Moody Rating BAA  
Land Area 31.01 Sq Miles

# WALL TWP

Net Valuation Taxable 96,051,765  
State Equalized Value 119,795,167  
Net Valuation on Which County Taxes  
are apportioned: 119,158,314  
State Equalization Ratio .8018

# - MONMOUTH COUNTY

General Tax Rate Per \$100. 4.57  
State Equalized  
General Tax Rate: 3.66

# PER CAPITA:

Gross Debt 524.47  
Net Debt 26.36  
Debt Service .18  
Total Tax Levy 266.10  
Municipal Expenditures 106.46

# PER CENT:

Gross Debt 7.86  
Net Debt .40  
Tax Levy Collected 94.30  
Tax Levy Cancelled, Abated  
or Adjusted .15

| 1969 EXPENDITURES                             |              | 1969 REVENUES                                     |                           | 1969 PROPERTY TAX                          |              |
|---|--------------|---|---------------------------|--|--------------|
| <b>GENERAL GOVERNMENT</b>                     |              | 1969 — Property Taxes Collected                   |                           | <b>STATE EQUALIZED TAX RATE</b>            |              |
| Governing Body & Public Boards                |              |   | 4,172,857.36              | Local District School Taxes                | 2.39         |
| Municipal Clerk                               |              | 1969 Payments in Lieu of Taxes                    |                           | Regional & Consolidated School Tax         |              |
| Financial Administration                      | 28,280.00    | Delinquent Tax & Lien Collections                 | 202,318.90                | School Taxes in Municipal Budget           |              |
| Assessment of Taxes                           | 25,400.00    | Business Personalty Replacement Taxes             | 82,436.00                 | County Taxes                               | .60          |
| Collection of Taxes                           | 26,200.00    | Taxes from Public Utilities                       | 270,252.20                | County Library Taxes                       | .02          |
| Planning, Housing & Development               | 32,350.00    | Other Miscellaneous Tax Revenues                  |                           | Local Municipal Purpose Taxes              | .57          |
| Human Resources                               |              | State Aid Revenues                                | 93,094.45                 | Veteran & Senior Citizen Taxes             | .09          |
| Elections                                     | 3,000.00     | Federal Aid Revenues                              |                           | Total Taxes for Rate Computation           | 3.67         |
| General Administration (other)                | 92,200.00    | Sale of Acquired Property                         | 2,200.00                  | Special District Taxes                     |              |
| <b>JUDICIARY</b>                              |              | Other Miscellaneous Revenues                      | 170,145.74                | Bank Stock Taxes                           |              |
| Municipal Courts                              | 20,600.00    | 1969 Revenues                                     | 4,993,304.65              | Added and Omitted Taxes                    |              |
| <b>PUBLIC SAFETY</b>                          |              | Prior Years Surplus Appropriated                  | 457,500.00                | Total Taxes Levied - ABSTRACT              | 4,425,301.93 |
| Fire Protection                               | 1,750.00     | <b>REVENUES</b>                                   | <b>TOTAL</b>              | <b>TOTAL TAXES BILLED</b>                  | 4,425,301.93 |
| Police Protection                             | 391,414.00   |   | 5,450,804.65              | <b>1969 TAXES COLLECTED</b>                | 4,172,857.36 |
| Civil Defense & Disaster Control              | 2,000.00     | <b>1969 REAL PROPERTY VALUATIONS</b>              |                           | 1969 Taxes Cancelled, Abated or Adjusted   | 6,621.07     |
| Environmental Inspection & Control            | 24,150.00    | <b>Code Class # of Parcels %VAL'N</b>             | <b>ASSESSED VALUATION</b> | Transfer to Tax Title Liens or Foreclosed  | 28,362.12    |
| Other Public Safety                           |              | 1 Vacant Land 1518 6.13                           | 5,834,425.00              | Balance Outstanding Dec. 31, 1969          | 217,461.38   |
| <b>PUBLIC WORKS</b>                           |              | 2 Residential 4650 68.80                          | 65,484,250.00             | <b>PRIOR YEARS TAXES OUTSTANDING</b>       |              |
| Streets and Drainage                          | 310,900.00   | 3 Farm 250 3.99                                   | 3,797,450.00              | Balance January 1, 1969                    | 221,799.60   |
| Sewers and Sewage Processing                  | 1,000.00     | 4a Commercial 298 14.48                           | 13,785,650.00             | Collected in 1969                          | 182,748.81   |
| Garbage and Trash Disposal                    | 110,000.00   | 4b Industrial 37 3.75                             | 3,573,300.00              | Cancelled, Abated or Adjusted (1969)       | 1,840.67     |
| Public Buildings and Grounds                  | 44,850.00    | 4c Apartments 5 2.84                              | 2,704,050.00              | Transfers to Tax Title Liens or Foreclosed | 11,196.62    |
| Other Public Works                            |              | Total 6758 99.99                                  | 95,179,125.00             | Balance December 31, 1969                  | 26,013.50    |
| <b>HEALTH and WELFARE</b>                     |              | <b>CAPITAL DEBT AUTHORIZED, DECEMBER 31, 1969</b> |                           | <b>TAX TITLE LIENS OUTSTANDING</b>         |              |
| Health Services Except Environmental          | 19,800.00    | <b>ISSUED AND UNISSUED</b>                        | <b>GROSS DEBT</b>         | Balance January 1, 1969                    | 47,661.17    |
| Welfare-Public Assistance                     | 3,250.00     | School  | 4,224,000                 | Transfers From Taxes                       | 40,568.11    |
| Hospitals, Clinics, First Aid                 |              | Self-liquidating                                  | 4,051,800                 | Redeemed in 1969                           | 19,570.09    |
| Animal, Insect, & Rodent Control              |              | Other   | 446,125                   | Cancelled, Abated or Adjusted (1969)       |              |
| Other Welfare Services                        |              | Total   | 8,721,925                 | Transfers to Foreclosed Property           |              |
| <b>RECREATION and CONSERVATION</b>            |              | <b>ISSUED AND OUTSTANDING</b>                     |                           | Balance December 31, 1969                  | 68,659.19    |
| Beaches and Boardwalks                        |              | School  | 2,891,500.00              | <b>PROPERTY ACQUIRED BY DEED OR</b>        |              |
| Parks, Playgrounds, Shade Trees               | 52,500.00    | Self-Liquidating                                  | 1,201,000.00              | <b>FORECLOSURE</b>                         |              |
| Land Reclamation & Conservation               |              | Other   | 43,000.00                 | Balance January 1, 1969                    | 208,500.00   |
| Other Recreational Services                   | 3,000.00     | Total   | 4,135,500.00              | Transfers From Taxes or Liens              |              |
| <b>EDUCATION (excluding schools)</b>          |              | <b>EQUALIZED VALUATION BASIS</b>                  |                           | Sale for Cash (1969)                       | 2,200.00     |
| Libraries                                     | 12,600.00    | <b>FOR NET DEBT COMPUTATION</b>                   | 110,910,188.00            | Cancelled, Abated or Adjusted (1969)       |              |
| Other Educational Services                    |              | <b>1969 CAPITAL OUTLAY</b>                        | <b>TOTAL</b>              | Balance December 31, 1969                  | 206,300.00   |
| <b>STATUTORY EXPENDITURES</b>                 |              | Beaches and Boardwalks                            | 103,313.64                | <b>CURRENT FINANCES DECEMBER 31, 1969</b>  |              |
| Pensions & F.I.C.A.                           | 70,000.00    | Parks and Playgrounds                             | 42,055.34                 | <b>ASSETS</b>                              |              |
| Employee Fringe Benefits                      | 34,950.00    | Public Buildings and Grounds                      |                           | Cash Dec. 31, 1969                         | 2,198,591.79 |
| Other Statutory Expenditures                  |              | Vehicular Equipment                               |                           | Taxes Receivable                           | 243,474.88   |
| <b>MUNICIPAL FUNCTIONS</b>                    | <b>TOTAL</b> | Streets, Roads, Sidewalks, Storm Sewers           | 43,500.00                 | Tax Title Liens                            | 68,659.19    |
| <b>CAPITAL IMPROVEMENTS</b>                   | 63,500.00    | Sewer System                                      | 15,715.80                 | Foreclosed Property                        | 206,300.00   |
| <b>DEBT SERVICE</b>                           |              | Water Service                                     |                           | Emergencies & Other Deferred Charges       | 39,000.00    |
| Principal Payments                            |              | Other Utilities                                   |                           | State Aid Receivable                       | 83,921.95    |
| Interest Payments                             | 3,000.00     | Hospitals and Clinics                             |                           | Other Receivables                          | 3,456.28     |
| <b>DEFERRED CHARGES</b>                       | 25,083.64    | Garbage and Trash Disposal Facilities             |                           | Total                                      | 2,843,404.09 |
| <b>SCHOOL, COUNTY, SPECIAL DISTRICT TAXES</b> | 3,658,890.81 | Health Equipment                                  |                           | <b>LIABILITIES</b>                         |              |
| <b>RESERVE FOR UNCOLLECTED TAXES</b>          | 368,662.36   | Library and Education Facilities                  |                           | Cash Liabilities                           | 1,797,623.13 |
|   |              | Conservation and Recreation                       |                           | Reserves for Receivables                   | 521,890.35   |
| <b>EXPENDITURES</b>                           | <b>TOTAL</b> | Other Expenditures                                | 2,042.50                  | Surplus Dec. 31, 1969                      | 523,890.61   |
|   | 5,429,330.81 |   |                           | Total                                      | 2,843,404.09 |

0265  
Population 1960 9,261  
Population 1969 11,510  
Moody Rating  
Land Area 1.00 Sq. Miles

WALLINGTON BORO - BERGEN COUNTY  
Net Valuation Taxable 52,823,048  
State Equalized Value 64,575,853  
Net Valuation on Which County Taxes  
are apportioned: 68,088,162  
State Equalization Ratio .8180  
General Tax Rate Per \$100. 2.49  
State Equalized  
General Tax Rate: 2.03

PER CAPITA:  
Gross Debt 201.84  
Net Debt 38.76  
Debt Service 5.11  
Total Tax Levy 114.05  
Municipal Expenditures 60.44

PER CENT:  
Gross Debt 3.71  
Net Debt .71  
Tax Levy Collected 98.33  
Tax Levy Cancelled, Abated  
or Adjusted .21

| 1969 EXPENDITURES                      |              | 1969 REVENUES                              |                    | 1969 PROPERTY TAX                          |                   |
|--|--------------|--|--------------------|--|-------------------|
| GENERAL GOVERNMENT                     |              | 1969 — Property Taxes Collected            |                    | STATE EQUALIZED TAX RATE                   |                   |
| Governing Body & Public Boards         |              | 1969 Payments in Lieu of Taxes             | 1,294,334.01       | Local District School Taxes                | 1.16 750,258.50   |
| Municipal Clerk                        |              | Delinquent Tax & Lien Collections          | 23,820.93          | Regional & Consolidated School Tax         |                   |
| Financial Administration               | 28,880.00    | Business Personalty Replacement Taxes      | 78,833.00          | School Taxes in Municipal Budget           |                   |
| Assessment of Taxes                    | 3,950.00     | Taxes from Public Utilities                | 90,555.43          | County Taxes                               | .43 279,146.64    |
| Collection of Taxes                    | 11,825.00    | Other Miscellaneous Tax Revenues           | 41,073.39          | County Library Taxes                       |                   |
| Planning, Housing & Development        | 1,225.00     | State Aid Revenues                         | 58,830.00          | Local Municipal Purpose Taxes              | .34 219,770.14    |
| Human Resources                        |              | Federal Aid Revenues                       | 167,895.98         | Veteran & Senior Citizen Taxes             | .10 64,840.00     |
| Elections                              | 1,440.00     | Sale of Acquired Property                  | 1,755,342.74       | Total Taxes for Rate Computation           | 2.03 1,314,015.28 |
| General Administration (other)         | 36,543.00    | Other Miscellaneous Revenues               | 51,064.85          | Special District Taxes                     |                   |
| JUDICIARY                              |              | 1969 Revenues                              | 1,806,407.59       | Bank Stock Taxes                           | 3,420.19          |
| Municipal Courts                       | 5,650.00     | Prior Years Surplus Appropriated           |                    | Added and Omitted Taxes                    | 60,108.11         |
| PUBLIC SAFETY                          |              | REVENUES                                   | TOTAL              | Total Taxes Levied - ABSTRACT              | 1,312,703.58      |
| Fire Protection                        | 28,955.00    | 1969 REAL PROPERTY VALUATIONS              |                    | TOTAL TAXES BILLED                         | 1,316,328.15      |
| Police Protection                      | 169,445.00   | Code Class # of Parcels %VAL'N             | ASSESSED VALUATION | 1969 TAXES COLLECTED                       | 1,294,334.01      |
| Civil Defense & Disaster Control       | 500.00       | 1 Vacant Land 98 2.95                      | 1,554,125.00       | 1969 Taxes Cancelled, Abated or Adjusted   | 2,794.98          |
| Environmental Inspection & Control     | 2,600.00     | 2 Residential 1973 73.69                   | 38,763,840.00      | Transfer to Tax Title Liens or Foreclosed  | 68.48             |
| Other Public Safety                    |              | 3 Farm                                     |                    | Balance Outstanding Dec. 31, 1969          | 19,130.68         |
| PUBLIC WORKS                           |              | 4a Commercial 94 8.41                      | 4,426,400.00       | PRIOR YEARS TAXES OUTSTANDING              |                   |
| Streets and Drainage                   | 104,065.00   | 4b Industrial 27 6.79                      | 3,573,450.00       | Balance January 1, 1969                    | 30,703.38         |
| Sewers and Sewage Processing           | 13,178.02    | 4c Apartments 23 8.15                      | 4,284,575.00       | Collected in 1969                          | 23,820.93         |
| Garbage and Trash Disposal             | 54,600.00    | Total 2215 99.99                           | 52,602,390.00      | Cancelled, Abated or Adjusted (1969)       |                   |
| Public Buildings and Grounds           | 15,605.00    |  |                    | Transfers to Tax Title Liens or Foreclosed |                   |
| Other Public Works                     |              |  |                    | Balance December 31, 1969                  | 6,882.45          |
| HEALTH and WELFARE                     |              | CAPITAL DEBT AUTHORIZED, DECEMBER 31, 1969 |                    | TAX TITLE LIENS OUTSTANDING                |                   |
| Health Services Except Environmental   | 12,000.00    | ISSUED AND UNISSUED                        |                    | Balance January 1, 1969                    | 451.27            |
| Welfare-Public Assistance              | 6,475.00     | GROSS DEBT                                 |                    | Transfers From Taxes                       | 68.48             |
| Hospitals, Clinics, First Aid          |              | NET DEBT                                   |                    | Redeemed in 1969                           |                   |
| Animal, Insect, & Rodent Control       |              | School                                     | 1,652,188          | Cancelled, Abated or Adjusted (1969)       |                   |
| Other Welfare Services                 |              | Self-liquidating                           | 211,106            | Transfers to Foreclosed Property           |                   |
| RECREATION and CONSERVATION            |              | Other                                      | 459,865            | Balance December 31, 1969                  | 519.75            |
| Beaches and Boardwalks                 |              | Total                                      | 2,323,159          | PROPERTY ACQUIRED BY DEED OR               |                   |
| Parks, Playgrounds, Shade Trees        | 2,380.00     | ISSUED AND OUTSTANDING                     |                    | FORECLOSURE                                |                   |
| Land Reclamation & Conservation        |              | School                                     | 200,000.00         | Balance January 1, 1969                    | 78,830.00         |
| Other Recreational Services            | 15,400.00    | Self-liquidating                           | 190,000.00         | Transfers From Taxes or Liens              |                   |
| EDUCATION (excluding schools)          |              | Other                                      | 428,000.00         | Sale for Cash (1969)                       | 43,330.00         |
| Libraries                              | 25,000.00    | Total                                      | 818,000.00         | Cancelled, Abated or Adjusted (1969)       |                   |
| Other Educational Services             |              | EQUALIZED VALUATION BASIS                  |                    | Balance December 31, 1969                  | 35,500.00         |
| STATUTORY EXPENDITURES                 |              | FOR NET DEBT COMPUTATION                   | 62,659,110.33      | CURRENT FINANCES DECEMBER 31, 1969         |                   |
| Pensions & F.I.C.A.                    | 42,601.13    | 1969 CAPITAL OUTLAY                        | TOTAL              | ASSETS                                     |                   |
| Employee Fringe Benefits               | 7,700.00     | Beaches and Boardwalks                     | 57,555.03          | Cash Dec. 31, 1969                         | 156,544.40        |
| Other Statutory Expenditures           |              | Parks and Playgrounds                      |                    | Taxes Receivable                           | 26,013.13         |
| MUNICIPAL FUNCTIONS                    |              | Public Buildings and Grounds               | 3,081.23           | Tax Title Liens                            | 519.75            |
| CAPITAL IMPROVEMENTS                   | 2,000.00     | Vehicular Equipment                        | 23,719.14          | Foreclosed Property                        | 35,500.00         |
| DEBT SERVICE                           |              | Streets, Roads, Sidewalks, Storm Sewers    | 13,306.32          | Emergencies & Other Deferred Charges       | 24,134.00         |
| Principal Payments                     | 42,000.00    | Sewer System                               |                    | State Aid Receivable                       | 19,847.73         |
| Interest Payments                      | 16,810.00    | Water Service                              | 17,448.34          | Other Receivables                          | 20,153.97         |
| DEFERRED CHARGES                       | 16,057.95    | Other Utilities                            |                    | Total                                      | 282,712.98        |
| SCHOOL, COUNTY, SPECIAL DISTRICT TAXES | 1,029,405.14 | Hospitals and Clinics                      |                    | LIABILITIES                                |                   |
| RESERVE FOR UNCOLLECTED TAXES          | 28,836.33    | Garbage and Trash Disposal Facilities      |                    | Cash Liabilities                           | 104,908.64        |
| EXPENDITURES                           |              | Health Equipment                           |                    | Reserves for Receivables                   | 82,186.85         |
| TOTAL                                  | 1,725,126.57 | Library and Education Facilities           |                    | Surplus Dec. 31, 1969                      | 95,617.49         |
|  |              | Conservation and Recreation                |                    | Total                                      | 282,712.98        |
|  |              | Other Expenditures                         |                    |  |                   |

| 1923            |          | WALPACK TWP                         |            | - SUSSEX                    |      | COUNTY                 |        | PER CAPITA:                |       | PER CENT: |  |
|-----------------|----------|-------------------------------------|------------|-----------------------------|------|------------------------|--------|----------------------------|-------|-----------|--|
| Population 1960 | 248      | Net Valuation Taxable               | 8,801,266  |                             |      | Gross Debt             | 47.68  | Gross Debt                 | .13   |           |  |
| Population 1969 | 360      | State Equalized Value               | 11,763,253 | General Tax Rate Per \$100. | 2.54 | Net Debt               | 9.72   | Net Debt                   | .03   |           |  |
|                 |          | Net Valuation on Which County Taxes |            |                             |      | Debt Service           |        | Tax Levy Collected         | 88.11 |           |  |
| Moody Rating    |          | are apportioned:                    | 10,894,461 | State Equalized             |      | Total Tax Levy         | 607.44 | Tax Levy Cancelled, Abated |       |           |  |
| Land Area 23.86 | Sq Miles | State Equalization Ratio            | .7482      | General Tax Rate:           | 1.90 | Municipal Expenditures | 322.99 | or Adjusted                |       |           |  |

1613  
Population 1960 13,166  
Population 1969 8,770  
Moody Rating  
Land Area 8.20 Sq. Miles

WANAQUE BOROC - PASSAIC COUNTY  
Net Valuation Taxable 40,470,650  
State Equalized Value 52,559,285  
Net Valuation on Which County Taxes are apportioned: 56,407,841  
State Equalization Ratio .7700  
General Tax Rate Per \$100. 4.32  
State Equalized General Tax Rate: 3.32

PER CAPITA:  
Gross Debt 516.73  
Net Debt 271.18  
Debt Service 1.76  
Total Tax Levy 195.77  
Municipal Expenditures 77.07

PER CENT:  
Gross Debt 9.05  
Net Debt 4.75  
Tax Levy Collected 94.52  
Tax Levy Cancelled, Abated or Adjusted .04

| 1969 EXPENDITURES                               |  | 1969 REVENUES                                   |  | 1969 PROPERTY TAX                                   |              |
|---|--|---|--|---|--------------|
| <b>GENERAL GOVERNMENT</b>                       |  | 1969 — Property Taxes Collected 1,625,987.43    |  | <b>STATE EQUALIZED TAX RATE</b>                     |              |
| Governing Body & Public Boards                  |  | 1969 Payments in Lieu of Taxes                  |  | Local District School Taxes 1.10                    | 580,502.00   |
| Municipal Clerk                                 |  | Delinquent Tax & Lien Collections 77,231.22     |  | Regional & Consolidated School Tax 1.00             | 523,429.34   |
| Financial Administration 33,500.00              |  | Business Personalty Replacement Taxes 75,398.00 |  | School Taxes in Municipal Budget                    |              |
| Assessment of Taxes 30,600.00                   |  | Taxes from Public Utilities 70,811.65           |  | County Taxes .63                                    | 332,299.48   |
| Collection of Taxes 20,900.00                   |  | Other Miscellaneous Tax Revenues                |  | County Library Taxes                                |              |
| Planning, Housing & Development 2,352.00        |  | State Aid Revenues 44,415.74                    |  | Local Municipal Purpose Taxes .49                   | 258,161.03   |
| Human Resources                                 |  | Federal Aid Revenues 9,153.00                   |  | Veteran & Senior Citizen Taxes .10                  | 51,030.00    |
| Elections                                       |  | Sale of Acquired Property                       |  | Total Taxes for Rate Computation 3.32               | 1,745,421.85 |
| General Administration (other) 69,148.00        |  | Other Miscellaneous Revenues 128,479.78         |  | Special District Taxes                              |              |
| <b>JUDICIARY</b>                                |  | 1969 Revenues Total 2,031,476.82                |  | Bank Stock Taxes 1,285.86                           |              |
| Municipal Courts 6,300.00                       |  | Prior Years Surplus Appropriated 54,000.00      |  | Added and Omitted Taxes 21,206.92                   |              |
| <b>PUBLIC SAFETY</b>                            |  | REVENUES TOTAL 2,085,476.82                     |  | Total Taxes Levied - ABSTRACT 1,716,884.63          |              |
| Fire Protection 23,700.00                       |  |   |  | <b>TOTAL TAXES BILLED</b> 1,720,183.94              |              |
| Police Protection 127,600.00                    |  |   |  | 1969 TAXES COLLECTED 1,625,987.43                   |              |
| Civil Defense & Disaster Control 900.00         |  |   |  | 1969 Taxes Cancelled, Abated or Adjusted 631.90     |              |
| Environmental Inspection & Control 9,200.00     |  |   |  | Transfer to Tax Title Liens or Foreclosed 9,386.64  |              |
| Other Public Safety                             |  |   |  | Balance Outstanding Dec. 31, 1969 84,177.97         |              |
| <b>PUBLIC WORKS</b>                             |  |   |  | <b>PRIOR YEARS TAXES OUTSTANDING</b>                |              |
| Streets and Drainage 68,100.00                  |  |   |  | Balance January 1, 1969 108,803.90                  |              |
| Sewers and Sewage Processing                    |  |   |  | Collected in 1969 70,176.68                         |              |
| Garbage and Trash Disposal 45,980.92            |  |   |  | Cancelled, Abated or Adjusted (1969) 690.40         |              |
| Public Buildings and Grounds 11,800.00          |  |   |  | Transfers to Tax Title Liens or Foreclosed 2,244.35 |              |
| Other Public Works                              |  |   |  | Balance December 31, 1969 35,692.47                 |              |
| <b>HEALTH and WELFARE</b>                       |  |   |  | <b>TAX TITLE LIENS OUTSTANDING</b>                  |              |
| Health Services Except Environmental 15,719.08  |  |   |  | Balance January 1, 1969 40,268.26                   |              |
| Welfare-Public Assistance 3,800.00              |  |   |  | Transfers From Taxes 12,117.00                      |              |
| Hospitals, Clinics, First Aid 1,000.00          |  |   |  | Redeemed in 1969 7,054.54                           |              |
| Animal, Insect, & Rodent Control                |  |   |  | Cancelled, Abated or Adjusted (1969)                |              |
| Other Welfare Services                          |  |   |  | Transfers to Foreclosed Property                    |              |
| <b>RECREATION and CONSERVATION</b>              |  |   |  | Balance December 31, 1969 45,330.72                 |              |
| Beaches and Boardwalks                          |  |   |  | <b>PROPERTY ACQUIRED BY DEED OR FORECLOSURE</b>     |              |
| Parks, Playgrounds, Shade Trees 11,900.00       |  |   |  | Balance January 1, 1969 44,365.00                   |              |
| Land Reclamation & Conservation                 |  |   |  | Transfers From Taxes or Liens                       |              |
| Other Recreational Services 1,000.00            |  |   |  | Sale for Cash (1969)                                |              |
| <b>EDUCATION (excluding schools)</b>            |  |   |  | Cancelled, Abated or Adjusted (1969)                |              |
| Libraries 13,500.00                             |  |   |  | Balance December 31, 1969 44,365.00                 |              |
| Other Educational Services                      |  |   |  | <b>CURRENT FINANCES DECEMBER 31, 1969</b>           |              |
| <b>STATUTORY EXPENDITURES</b>                   |  |   |  | ASSETS  |              |
| Pensions & F.I.C.A. 19,678.50                   |  |   |  | Cash Dec. 31, 1969 330,894.86                       |              |
| Employee Fringe Benefits 5,200.00               |  |   |  | Taxes Receivable 119,870.44                         |              |
| Other Statutory Expenditures                    |  |   |  | Tax Title Liens 45,330.72                           |              |
| <b>MUNICIPAL FUNCTIONS</b>                      |  |   |  | Foreclosed Property 44,365.00                       |              |
| CAPITAL IMPROVEMENTS TOTAL 521,878.50           |  |   |  | Emergencies & Other Deferred Charges 25,000.00      |              |
| DEBT SERVICE                                    |  |   |  | State Aid Receivable 39,212.18                      |              |
| Principal Payments 6,000.00                     |  |   |  | Other Receivables 5,300.67                          |              |
| Interest Payments 9,400.00                      |  |   |  | Total 609,973.87                                    |              |
| <b>DEFERRED CHARGES</b>                         |  |   |  | LIABILITIES   |              |
| SCHOOL, COUNTY, SPECIAL DISTRICT TAXES 4,121.50 |  |   |  | Cash Liabilities 268,242.69                         |              |
| RESERVE FOR UNCOLLECTED TAXES 1,436,230.82      |  |   |  | Reserves for Receivables 214,866.83                 |              |
| 115,831.87                                      |  |   |  | Surplus Dec. 31, 1969 126,864.35                    |              |
| <b>EXPENDITURES</b> TOTAL 2,112,162.69          |  |   |  | Total 609,973.87                                    |              |

1924  
Population 1960 3,308  
Population 1969 4,310  
  
Moody Rating  
Land Area 67.90 Sq. Miles

WANTAGE TWP - SUSSEX COUNTY  
Net Valuation Taxable 31,379,735  
State Equalized Value 53,991,285 General Tax Rate Per \$100. 4.30  
Net Valuation on Which County Taxes are apportioned: 48,110,796 State Equalized General Tax Rate: 2.49  
State Equalization Ratio .5812

PER CAPITA:  
Gross Debt 242.47  
Net Debt 9.50  
Debt Service  
Total Tax Levy 309.71  
Municipal Expenditures 104.80

PER CENT:  
Gross Debt 2.66  
Net Debt .10  
Tax Levy Collected 90.73  
Tax Levy Cancelled, Abated or Adjusted

| 1969 EXPENDITURES                      |              | 1969 REVENUES                                     |               | 1969 PROPERTY TAX                          |              |
|--|--------------|---|---------------|--|--------------|
| GENERAL GOVERNMENT                     |              | 1969 — Property Taxes Collected 1,211,092.90      |               | STATE EQUALIZED TAX RATE                   |              |
| Governing Body & Public Boards         |              | 1969 Payments in Lieu of Taxes                    |               | Local District School Taxes                |              |
| Municipal Clerk                        |              | Delinquent Tax & Lien Collections                 | 127,239.51    | Regional & Consolidated School Tax 1.59    | 858,756.99   |
| Financial Administration               | 12,929.00    | Business Personalty Replacement Taxes             | 39,574.00     | School Taxes in Municipal Budget           |              |
| Assessment of Taxes                    | 10,100.00    | Taxes from Public Utilities                       | 54,161.71     | County Taxes .62                           | 335,277.05   |
| Collection of Taxes                    | 11,750.00    | Other Miscellaneous Tax Revenues                  |               | County Library Taxes .03                   | 15,287.90    |
| Planning, Housing & Development        | 1,200.00     | State Aid Revenues                                | 28,289.90     | Local Municipal Purpose Taxes .21          | 112,524.04   |
| Human Resources                        |              | Federal Aid Revenues                              |               | Veteran & Senior Citizen Taxes .05         | 26,040.00    |
| Elections                              | 1,000.00     | Sale of Acquired Property                         | 37,317.69     | Total Taxes for Rate Computation 2.50      | 1,347,885.98 |
| General Administration (other)         | 26,510.00    | Other Miscellaneous Revenues                      |               | Special District Taxes                     |              |
| JUDICIARY                              |              | 1969 Revenues Total                               | 1,497,675.71  | Bank Stock Taxes                           | 312.06       |
| Municipal Courts                       | 3,450.00     | Prior Years Surplus Appropriated                  | 130,000.00    | Added and Omitted Taxes                    | 12,680.72    |
| PUBLIC SAFETY                          |              | REVENUES TOTAL                                    |               | Total Taxes Levied - ABSTRACT              | 1,334,838.76 |
| Fire Protection                        | 9,625.00     |   |               | TOTAL TAXES BILLED                         | 1,334,838.76 |
| Police Protection                      |              |   |               | 1969 TAXES COLLECTED                       | 1,211,092.90 |
| Civil Defense & Disaster Control       | 300.00       | 1969 REAL PROPERTY VALUATIONS                     |               | 1969 Taxes Cancelled, Abated or Adjusted   |              |
| Environmental Inspection & Control     | 6,250.00     | Code Class # of Parcels %VAL'N ASSESSED VALUATION |               | Transfer to Tax Title Liens or Foreclosed  |              |
| Other Public Safety                    |              | 1 Vacant Land 1268 7.99 2,039,875.00              |               | Balance Outstanding Dec. 31, 1969          | 123,745.86   |
| PUBLIC WORKS                           |              | 2 Residential 1085 40.30 10,289,600.00            |               | PRIOR YEARS TAXES OUTSTANDING              |              |
| Streets and Drainage                   | 165,200.00   | 3 Farm 1444 35.27 9,006,550.00                    |               | Balance January 1, 1969                    | 134,314.32   |
| Sewers and Sewage Processing           |              | 4a Commercial 100 15.94 4,069,350.00              |               | Collected in 1969                          | 118,679.79   |
| Garbage and Trash Disposal             | 1,500.00     | 4b Industrial 3 .44 111,375.00                    |               | Cancelled, Abated or Adjusted (1969)       |              |
| Public Buildings and Grounds           | 12,190.00    | 4c Apartments 1 .06 15,250.00                     |               | Transfers to Tax Title Liens or Foreclosed |              |
| Other Public Works                     |              | Total 3901 100.00 25,532,000.00                   |               | Balance December 31, 1969                  | 15,634.53    |
| HEALTH and WELFARE                     |              | CAPITAL DEBT AUTHORIZED, DECEMBER 31, 1969        |               | TAX TITLE LIENS OUTSTANDING                |              |
| Health Services Except Environmental   | 2,750.00     | ISSUED AND UNISSUED GROSS DEBT NET DEBT           |               | Balance January 1, 1969                    | 16,611.13    |
| Welfare-Public Assistance              | 375.00       | School 1,004,079                                  |               | Transfers From Taxes                       |              |
| Hospitals, Clinics, First Aid          | 1,000.00     | Self-liquidating                                  |               | Redeemed in 1969                           | 8,559.72     |
| Animal, Insect, & Rodent Control       |              | Other 40,953 40,953                               |               | Cancelled, Abated or Adjusted (1969)       |              |
| Other Welfare Services                 |              | Total 1,045,032 40,953                            |               | Transfers to Foreclosed Property           |              |
| RECREATION and CONSERVATION            |              | ISSUED AND OUTSTANDING                            |               | Balance December 31, 1969                  | 8,051.41     |
| Beaches and Boardwalks                 |              | School  |               | PROPERTY ACQUIRED BY DEED OR               |              |
| Parks, Playgrounds, Shade Trees        |              | Self-Liquidating                                  |               | FORECLOSURE                                |              |
| Land Reclamation & Conservation        |              | Other   |               | Balance January 1, 1969                    | 1,000.00     |
| Other Recreational Services            | 1,500.00     | Total   |               | Transfers From Taxes or Liens              |              |
| EDUCATION (excluding schools)          |              |   |               | Sale for Cash (1969)                       |              |
| Libraries                              | 1,500.00     | EQUALIZED VALUATION BASIS                         |               | Cancelled, Abated or Adjusted (1969)       |              |
| Other Educational Services             |              | FOR NET DEBT COMPUTATION                          | 39,234,280.67 | Balance December 31, 1969                  | 1,000.00     |
| STATUTORY EXPENDITURES                 |              | 1969 CAPITAL OUTLAY TOTAL                         | 54,781.51     | CURRENT FINANCES DECEMBER 31, 1969         |              |
| Pensions & F.I.C.A.                    | 8,000.00     | Beaches and Boardwalks                            |               | ASSETS                                     |              |
| Employee Fringe Benefits               | 10,571.00    | Parks and Playgrounds                             |               | Cash Dec. 31, 1969                         | 215,485.52   |
| Other Statutory Expenditures           |              | Public Buildings and Grounds                      |               | Taxes Receivable                           | 139,380.39   |
| MUNICIPAL FUNCTIONS                    | 287,700.00   | Vehicular Equipment                               | 23,977.25     | Tax Title Liens                            | 8,051.41     |
| CAPITAL IMPROVEMENTS                   | 13,000.00    | Streets, Roads, Sidewalks, Storm Sewers           | 22,851.26     | Foreclosed Property                        | 1,000.00     |
| DEBT SERVICE                           |              | Sewer System                                      |               | Emergencies & Other Deferred Charges       | 774.49       |
| Principal Payments                     |              | Water Service                                     |               | State Aid Receivable                       |              |
| Interest Payments                      |              | Other Utilities                                   |               | Other Receivables                          | 37,479.12    |
| DEFERRED CHARGES                       | 8,000.00     | Hospitals and Clinics                             |               | Total                                      | 402,170.93   |
| SCHOOL, COUNTY, SPECIAL DISTRICT TAXES | 1,209,321.94 | Garbage and Trash Disposal Facilities             |               | LIABILITIES                                |              |
| RESERVE FOR UNCOLLECTED TAXES          | 143,000.00   | Health Equipment                                  |               | Cash Liabilities                           | 28,784.46    |
|  |              | Library and Education Facilities                  |               | Reserves for Receivables                   | 185,910.92   |
|  |              | Conservation and Recreation                       |               | Surplus Dec. 31, 1969                      | 187,475.55   |
| EXPENDITURES                           | 1,661,021.94 | Other Expenditures                                |               | Total                                      | 402,170.93   |

1820  
Population 1960 5,386  
Population 1969 8,120  
Moody Rating  
Land Area 19.30 Sq. Miles

WARREN TWP  
Net Valuation Taxable 49,530,300  
State Equalized Value 89,083,273  
Net Valuation on Which County Taxes  
are apportioned: 85,035,378  
State Equalization Ratio .5560  
General Tax Rate Per \$100. 5.38  
State Equalized  
General Tax Rate: 2.99

PER CAPITA:  
Gross Debt 523.76  
Net Debt 309.17  
Debt Service 2.83  
Total Tax Levy 325.36  
Municipal Expenditures 89.21

PER CENT:  
Gross Debt 5.20  
Net Debt 3.07  
Tax Levy Collected 92.24  
Tax Levy Cancelled, Abated  
or Adjusted .65

| 1969 EXPENDITURES                             |                           | 1969 REVENUES                                     |                           | 1969 PROPERTY TAX                          |                   |
|---|---------------------------|---|---------------------------|--|-------------------|
| <b>GENERAL GOVERNMENT</b>                     |                           | 1969 — Property Taxes Collected                   |                           | <b>STATE EQUALIZED TAX RATE</b>            |                   |
| Governing Body & Public Boards                |                           |   | 2,436,758.22              | Local District School Taxes                | 1.52 1,354,453.79 |
| Municipal Clerk                               |                           | 1969 Payments in Lieu of Taxes                    |                           | Regional & Consolidated School Tax         | .77 682,723.12    |
| Financial Administration                      | 25,200.00                 | Delinquent Tax & Lien Collections                 | 105,162.60                | School Taxes in Municipal Budget           |                   |
| Assessment of Taxes                           | 8,700.00                  | Business Personalty Replacement Taxes             | 74,262.00                 | County Taxes                               | .44 389,813.19    |
| Collection of Taxes                           | 16,141.77                 | Taxes from Public Utilities                       | 154,718.34                | County Library Taxes                       | .02 21,310.81     |
| Planning, Housing & Development               | 16,000.00                 | Other Miscellaneous Tax Revenues                  |                           | Local Municipal Purpose Taxes              | .19 167,379.87    |
| Human Resources                               |                           | State Aid Revenues                                | 69,239.87                 | Veteran & Senior Citizen Taxes             | .05 47,340.00     |
| Elections                                     | 600.00                    | Federal Aid Revenues                              |                           | Total Taxes for Rate Computation           | 2.99 2,663,020.78 |
| General Administration (other)                | 87,400.00                 | Sale of Acquired Property                         |                           | Special District Taxes                     |                   |
| <b>JUDICIARY</b>                              |                           | Other Miscellaneous Revenues                      | 54,988.18                 | Bank Stock Taxes                           | 1,658.13          |
| Municipal Courts                              | 4,400.00                  | 1969 Revenues                                     | 2,895,129.21              | Added and Omitted Taxes                    | 24,562.16         |
| <b>PUBLIC SAFETY</b>                          |                           | Prior Years Surplus Appropriated                  | 50,000.00                 | Total Taxes Levied - ABSTRACT              | 2,641,901.07      |
| Fire Protection                               | 49,300.00                 | <b>REVENUES</b>                                   | <b>TOTAL</b> 2,945,129.21 | <b>TOTAL TAXES BILLED</b>                  | 2,641,901.07      |
| Police Protection                             | 5,100.00                  |   |                           | 1969 TAXES COLLECTED                       | 2,436,758.22      |
| Civil Defense & Disaster Control              | 1,000.00                  | 1969 REAL PROPERTY VALUATIONS                     |                           | 1969 Taxes Cancelled, Abated or Adjusted   | 17,263.89         |
| Environmental Inspection & Control            | 8,200.00                  | Code Class # of Parcels %VAL'N                    | ASSESSED VALUATION        | Transfer to Tax Title Liens or Foreclosed  | 11,941.79         |
| Other Public Safety                           |                           | 1 Vacant Land 1015 10.70                          | 5,260,650.00              | Balance Outstanding Dec. 31, 1969          | 175,937.17        |
| <b>PUBLIC WORKS</b>                           |                           | 2 Residential 2247 77.07                          | 37,893,850.00             | <b>PRIOR YEARS TAXES OUTSTANDING</b>       |                   |
| Streets and Drainage                          | 217,020.00                | 3 Farm 68 1.67                                    | 822,750.00                | Balance January 1, 1969                    | 91,660.52         |
| Sewers and Sewage Processing                  |                           | 4a Commercial 60 6.29                             | 3,095,100.00              | Collected in 1969                          | 84,722.06         |
| Garbage and Trash Disposal                    |                           | 4b Industrial 10 4.27                             | 2,098,450.00              | Cancelled, Abated or Adjusted (1969)       | 791.70            |
| Public Buildings and Grounds                  | 23,500.00                 | 4c Apartments                                     |                           | Transfers to Tax Title Liens or Foreclosed | 3,232.24          |
| Other Public Works                            |                           | Total 3400 100.00                                 | 49,170,800.00             | Balance December 31, 1969                  | 2,914.52          |
| <b>HEALTH and WELFARE</b>                     |                           | <b>CAPITAL DEBT AUTHORIZED, DECEMBER 31, 1969</b> |                           | <b>TAX TITLE LIENS OUTSTANDING</b>         |                   |
| Health Services Except Environmental          | 18,700.00                 | <b>ISSUED AND UNISSUED</b>                        |                           | Balance January 1, 1969                    | 51,456.87         |
| Welfare-Public Assistance                     | 2,600.00                  | School  | 1,742,400                 | Transfers From Taxes                       | 15,174.03         |
| Hospitals, Clinics, First Aid                 | 2,000.00                  | Self-liquidating                                  | 2,400,500                 | Redeemed in 1969                           | 20,440.54         |
| Animal, Insect, & Rodent Control              |                           | Other   | 110,000                   | Cancelled, Abated or Adjusted (1969)       |                   |
| Other Welfare Services                        |                           | Total   | 4,252,900                 | Transfers to Foreclosed Property           |                   |
| <b>RECREATION and CONSERVATION</b>            |                           | <b>ISSUED AND OUTSTANDING</b>                     |                           | Balance December 31, 1969                  | 46,190.36         |
| Beaches and Boardwalks                        |                           | School  | 2,727,890.33              | <b>PROPERTY ACQUIRED BY DEED OR</b>        |                   |
| Parks, Playgrounds, Shade Trees               |                           | Self-Liquidating                                  |                           | <b>FORECLOSURE</b>                         |                   |
| Land Reclamation & Conservation               |                           | Other   | 110,000.00                | Balance January 1, 1969                    | 13,150.00         |
| Other Recreational Services                   | 8,000.00                  | Total   | 2,837,890.33              | Transfers From Taxes or Liens              |                   |
| <b>EDUCATION (excluding schools)</b>          |                           | <b>EQUALIZED VALUATION BASIS</b>                  |                           | Sale for Cash (1969)                       |                   |
| Libraries                                     | 13,500.00                 | <b>FOR NET DEBT COMPUTATION</b>                   |                           | Cancelled, Abated or Adjusted (1969)       |                   |
| Other Educational Services                    |                           | 81,857,640.33                                     |                           | Balance December 31, 1969                  | 13,150.00         |
| <b>STATUTORY EXPENDITURES</b>                 |                           | 1969 CAPITAL OUTLAY                               |                           | <b>CURRENT FINANCES DECEMBER 31, 1969</b>  |                   |
| Pensions & F.I.C.A.                           | 9,295.00                  | TOTAL   |                           | <b>ASSETS</b>                              |                   |
| Employee Fringe Benefits                      | 2,500.00                  | Beaches and Boardwalks                            |                           | Cash Dec. 31, 1969                         | 120,254.67        |
| Other Statutory Expenditures                  |                           | Parks and Playgrounds                             |                           | Taxes Receivable                           | 178,851.69        |
| <b>MUNICIPAL FUNCTIONS</b>                    | <b>TOTAL</b> 519,156.77   | Public Buildings and Grounds                      |                           | Tax Title Liens                            | 46,190.36         |
| <b>CAPITAL IMPROVEMENTS</b>                   | 55,000.00                 | Vehicular Equipment                               | 18,856.25                 | Foreclosed Property                        | 13,150.00         |
| <b>DEBT SERVICE</b>                           |                           | Streets, Roads, Sidewalks, Storm Sewers           | 45,000.00                 | Emergencies & Other Deferred Charges       | 97,300.00         |
| Principal Payments                            | 18,000.00                 | Sewer System                                      | 178,115.23                | State Aid Receivable                       | 108,238.00        |
| Interest Payments                             | 5,014.00                  | Water Service                                     |                           | Other Receivables                          | 26,784.45         |
|   |                           | Other Utilities                                   |                           | Total                                      | 590,769.17        |
|   |                           | Hospitals and Clinics                             |                           | <b>LIABILITIES</b>                         |                   |
| <b>DEFERRED CHARGES</b>                       | 6,100.00                  | Garbage and Trash Disposal Facilities             |                           | Cash Liabilities                           | 312,284.57        |
| <b>SCHOOL, COUNTY, SPECIAL DISTRICT TAXES</b> | 2,448,300.91              | Health Equipment                                  |                           | Reserves for Receivables                   | 264,976.50        |
| <b>RESERVE FOR UNCOLLECTED TAXES</b>          | 121,110.87                | Library and Education Facilities                  |                           | Surplus Dec. 31, 1969                      | 13,508.10         |
|   |                           | Conservation and Recreation                       |                           | Total                                      | 590,769.17        |
| <b>EXPENDITURES</b>                           | <b>TOTAL</b> 3,172,682.55 | Other Expenditures                                |                           |  |                   |

2121  
Population 1960 5,723  
Population 1969 6,520  
Moody Rating  
Land Area 2.00 Sq. Miles

# WASHINGTON BORO.

Net Valuation Taxable 30,831,499  
State Equalized Value 33,198,556  
Net Valuation on Which County Taxes  
are apportioned: 35,395,148  
State Equalization Ratio .9287

# - WARREN

COUNTY  
General Tax Rate Per \$100. 3.95  
State Equalized  
General Tax Rate: 3.66

# PER CAPITA:

Gross Debt 330.26  
Net Debt 110.13  
Debt Service 4.09  
Total Tax Levy 184.01  
Municipal Expenditures 98.26

# PER CENT:

Gross Debt 7.69  
Net Debt 2.56  
Tax Levy Collected 91.62  
Tax Levy Cancelled, Abated  
or Adjusted .15

| 1969 EXPENDITURES                      |              | 1969 REVENUES                                     |  | 1969 PROPERTY TAX                          |              |
|--|--------------|---|--|--|--------------|
| GENERAL GOVERNMENT                     |              | 1969 — Property Taxes Collected                   |  | STATE EQUALIZED TAX RATE                   |              |
| Governing Body & Public Boards         |              | 1,099,177.40                                      |  | Local District School Taxes .88            | 290,994.00   |
| Municipal Clerk                        |              | 1969 Payments in Lieu of Taxes                    |  | Regional & Consolidated School Tax 1.27    | 420,141.12   |
| Financial Administration               | 7,897.00     | 36,490.15   |  | School Taxes in Municipal Budget           |              |
| Assessment of Taxes                    | 3,600.00     | Business Personalty Replacement Taxes             |  | County Taxes .77                           | 254,220.14   |
| Collection of Taxes                    | 11,267.98    | 79,028.00   |  | County Library Taxes                       |              |
| Planning, Housing & Development        | 2,720.00     | Taxes from Public Utilities                       |  | Local Municipal Purpose Taxes .66          | 218,218.03   |
| Human Resources                        |              | 72,100.34   |  | Veteran & Senior Citizen Taxes .10         | 34,080.00    |
| Elections                              |              | Other Miscellaneous Tax Revenues                  |  | Total Taxes for Rate Computation 3.68      | 1,217,653.29 |
| General Administration (other)         | 35,515.98    | State Aid Revenues                                |  | Special District Taxes                     |              |
| JUDICIARY                              |              | Federal Aid Revenues                              |  | Bank Stock Taxes                           | 10,051.04    |
| Municipal Courts                       | 6,485.24     | Sale of Acquired Property                         |  | Added and Omitted Taxes                    | 6,129.43     |
| PUBLIC SAFETY                          |              | Other Miscellaneous Revenues                      |  | Total Taxes Levied - ABSTRACT              | 1,199,753.76 |
| Fire Protection                        | 18,943.20    | 1969 Revenues                                     |  | TOTAL TAXES BILLED                         | 1,199,753.76 |
| Police Protection                      | 86,135.34    | Prior Years Surplus Appropriated                  |  | 1969 TAXES COLLECTED                       | 1,099,177.40 |
| Civil Defense & Disaster Control       | 365.00       | REVENUES  |  | 1969 Taxes Cancelled, Abated or Adjusted   | 1,850.58     |
| Environmental Inspection & Control     | 669.50       | TOTAL   |  | Transfer to Tax Title Liens or Foreclosed  | 1,055.64     |
| Other Public Safety                    |              | 1,572,735.07                                      |  | Balance Outstanding Dec. 31, 1969          | 97,670.14    |
| PUBLIC WORKS                           |              | 1969 REAL PROPERTY VALUATIONS                     |  | PRIOR YEARS TAXES OUTSTANDING              |              |
| Streets and Drainage                   | 66,614.34    | Code Class # of Parcels %VAL'N ASSESSED VALUATION |  | Balance January 1, 1969                    | 41,586.99    |
| Sewers and Sewage Processing           | 30,739.08    | 1 Vacant Land 112 .60 169,850.00                  |  | Collected in 1969                          | 33,033.83    |
| Garbage and Trash Disposal             | 26,734.87    | 2 Residential 1428 60.24 17,078,550.00            |  | Cancelled, Abated or Adjusted (1969)       |              |
| Public Buildings and Grounds           | 20,872.44    | 3 Farm 9 .61 173,700.00                           |  | Transfers to Tax Title Liens or Foreclosed | 310.39       |
| Other Public Works                     |              | 4a Commercial 166 19.01 5,388,900.00              |  | Balance December 31, 1969                  | 8,242.77     |
| HEALTH and WELFARE                     |              | 4b Industrial 20 15.77 4,470,300.00               |  | TAX TITLE LIENS OUTSTANDING                |              |
| Health Services Except Environmental   | 8,627.24     | 4c Apartments 3 3.78 1,071,600.00                 |  | Balance January 1, 1969                    | 10,052.42    |
| Welfare-Public Assistance              | 2,062.08     | Total 1738 100.01 28,352,900.00                   |  | Transfers From Taxes                       | 1,443.16     |
| Hospitals, Clinics, First Aid          |              | CAPITAL DEBT AUTHORIZED, DECEMBER 31, 1969        |  | Redeemed in 1969                           | 3,456.32     |
| Animal, Insect, & Rodent Control       | 1,080.00     | ISSUED AND UNISSUED                               |  | Cancelled, Abated or Adjusted (1969)       |              |
| Other Welfare Services                 |              | School  |  | Transfers to Foreclosed Property           |              |
| RECREATION and CONSERVATION            |              | Self-liquidating                                  |  | Balance December 31, 1969                  | 8,039.26     |
| Beaches and Boardwalks                 |              | Other   |  | PROPERTY ACQUIRED BY DEED OR               |              |
| Parks, Playgrounds, Shade Trees        | 17,485.62    | Total   |  | FORECLOSURE                                |              |
| Land Reclamation & Conservation        |              | ISSUED AND OUTSTANDING                            |  | Balance January 1, 1969                    |              |
| Other Recreational Services            |              | School  |  | Transfers From Taxes or Liens              |              |
| EDUCATION (excluding schools)          |              | Self-liquidating                                  |  | Sale for Cash (1969)                       |              |
| Libraries                              | 18,800.00    | Other   |  | Cancelled, Abated or Adjusted (1969)       |              |
| Other Educational Services             |              | Total   |  | Balance December 31, 1969                  |              |
| STATUTORY EXPENDITURES                 |              | EQUALIZED VALUATION BASIS                         |  | CURRENT FINANCES DECEMBER 31, 1969         |              |
| Pensions & F.I.C.A.                    | 24,095.43    | FOR NET DEBT COMPUTATION                          |  | ASSETS                                     |              |
| Employee Fringe Benefits               | 11,141.45    | 1969 CAPITAL OUTLAY                               |  | Cash Dec. 31, 1969                         | 602,836.72   |
| Other Statutory Expenditures           |              | TOTAL   |  | Taxes Receivable                           | 105,912.91   |
| MUNICIPAL FUNCTIONS                    | 401,251.79   | Beaches and Boardwalks                            |  | Tax Title Liens                            | 8,039.26     |
| CAPITAL IMPROVEMENTS                   | 62,000.00    | Parks and Playgrounds                             |  | Foreclosed Property                        |              |
| DEBT SERVICE                           |              | Public Buildings and Grounds                      |  | Emergencies & Other Deferred Charges       | 7,876.12     |
| Principal Payments                     | 18,000.00    | Vehicular Equipment                               |  | State Aid Receivable                       | 24,085.60    |
| Interest Payments                      | 8,650.00     | Streets, Roads, Sidewalks, Storm Sewers           |  | Other Receivables                          | 15,492.26    |
| DEFERRED CHARGES                       | 9,845.69     | Sewer System                                      |  | Total                                      | 764,242.87   |
| SCHOOL, COUNTY, SPECIAL DISTRICT TAXES | 965,355.26   | Water Service                                     |  | LIABILITIES                                |              |
| RESERVE FOR UNCOLLECTED TAXES          | 140,911.56   | Other Utilities                                   |  | Cash Liabilities                           | 414,746.97   |
| EXPENDITURES                           | 1,606,014.30 | Hospitals and Clinics                             |  | Reserves for Receivables                   | 129,444.43   |
|  |              | Garbage and Trash Disposal Facilities             |  | Surplus Dec. 31, 1969                      | 220,051.47   |
|  |              | Health Equipment                                  |  | Total                                      | 764,242.87   |
|  |              | Library and Education Facilities                  |  |  |              |
|  |              | Conservation and Recreation                       |  |  |              |
|  |              | Other Expenditures                                |  |  |              |



0266  
Population 1960 6,654  
Population 1969 10,070  
Moody Rating  
Land Area 3.10 Sq. Miles

WASHINGTON TWP - BERGEN COUNTY  
Net Valuation Taxable 72,551,665  
State Equalized Value 85,134,551  
Net Valuation on Which County Taxes are apportioned: 81,152,947  
State Equalization Ratio .8522  
General Tax Rate Per \$100. 3.46  
State Equalized General Tax Rate: 2.94

PER CAPITA:  
Gross Debt 1,497.48  
Net Debt 1,032.98  
Debt Service 5.60  
Total Tax Levy 244.57  
Municipal Expenditures 80.80

PER CENT:  
Gross Debt 18.96  
Net Debt 13.08  
Tax Levy Collected 98.95  
Tax Levy Cancelled, Abated or Adjusted .04

| 1969 EXPENDITURES                                   |  | 1969 REVENUES                                   |  | 1969 PROPERTY TAX                                  |              |
|---|--|---|--|--|--------------|
| <b>GENERAL GOVERNMENT</b>                           |  | 1969 — Property Taxes Collected 2,437,010.70    |  | <b>STATE EQUALIZED TAX RATE</b>                    |              |
| Governing Body & Public Boards                      |  | 1969 Payments in Lieu of Taxes 14,668.46        |  | Local District School Taxes                        |              |
| Municipal Clerk                                     |  | Delinquent Tax & Lien Collections 32,299.17     |  | Regional & Consolidated School Tax 1.91            | 1,625,805.37 |
| Financial Administration 30,650.00                  |  | Business Personalty Replacement Taxes 13,312.00 |  | School Taxes in Municipal Budget                   |              |
| Assessment of Taxes 9,100.00                        |  | Taxes from Public Utilities 137,939.62          |  | County Taxes .39                                   | 333,915.23   |
| Collection of Taxes 13,400.00                       |  | Other Miscellaneous Tax Revenues 28,463.11      |  | County Library Taxes                               |              |
| Planning, Housing & Development 7,550.00            |  | Federal Aid Revenues 63,900.00                  |  | Local Municipal Purpose Taxes .57                  | 488,581.48   |
| Human Resources 1,200.00                            |  | Sale of Acquired Property 59,069.59             |  | Veteran & Senior Citizen Taxes .07                 | 59,360.00    |
| Elections 58,100.00                                 |  | Other Miscellaneous Revenues 2,786,662.65       |  | Total Taxes for Rate Computation 2.94              | 2,507,662.08 |
| General Administration (other) 3,950.00             |  | 1969 Revenues Total 2,886,662.65                |  | Special District Taxes                             |              |
| <b>JUDICIARY</b>                                    |  | Prior Years Surplus Appropriated 100,000.00     |  | Bank Stock Taxes 558.52                            |              |
| Municipal Courts 3,950.00                           |  | REVENUES TOTAL 2,886,662.65                     |  | Added and Omitted Taxes 13,916.38                  |              |
| <b>PUBLIC SAFETY</b>                                |  |   |  | Total Taxes Levied - ABSTRACT 2,462,776.98         |              |
| Fire Protection 54,825.00                           |  |   |  | <b>TOTAL TAXES BILLED</b> 2,462,776.98             |              |
| Police Protection 215,550.00                        |  |   |  | 1969 TAXES COLLECTED 2,437,010.70                  |              |
| Civil Defense & Disaster Control 100.00             |  |   |  | 1969 Taxes Cancelled, Abated or Adjusted 963.18    |              |
| Environmental Inspection & Control 6,150.00         |  |   |  | Transfer to Tax Title Liens or Foreclosed 3,103.62 |              |
| Other Public Safety                                 |  |   |  | Balance Outstanding Dec. 31, 1969 21,699.48        |              |
| <b>PUBLIC WORKS</b>                                 |  |   |  | <b>PRIOR YEARS TAXES OUTSTANDING</b>               |              |
| Streets and Drainage 114,950.00                     |  |   |  | Balance January 1, 1969 33,414.41                  |              |
| Sewers and Sewage Processing                        |  |   |  | Collected in 1969 32,299.17                        |              |
| Garbage and Trash Disposal                          |  |   |  | Cancelled, Abated or Adjusted (1969) 139.92        |              |
| Public Buildings and Grounds 9,600.00               |  |   |  | Transfers to Tax Title Liens or Foreclosed 975.32  |              |
| Other Public Works                                  |  |   |  | Balance December 31, 1969                          |              |
| <b>HEALTH AND WELFARE</b>                           |  |   |  | <b>TAX TITLE LIENS OUTSTANDING</b>                 |              |
| Health Services Except Environmental 16,950.00      |  |   |  | Balance January 1, 1969 5,522.17                   |              |
| Welfare-Public Assistance 1,450.00                  |  |   |  | Transfers From Taxes 4,143.39                      |              |
| Hospitals, Clinics, First Aid 1,200.00              |  |   |  | Redeemed in 1969                                   |              |
| Animal, Insect, & Rodent Control 1,000.00           |  |   |  | Cancelled, Abated or Adjusted (1969)               |              |
| Other Welfare Services                              |  |   |  | Transfers to Foreclosed Property                   |              |
| <b>RECREATION and CONSERVATION</b>                  |  |   |  | Balance December 31, 1969 9,665.56                 |              |
| Beaches and Boardwalks 19,500.00                    |  |   |  | <b>PROPERTY ACQUIRED BY DEED OR FORECLOSURE</b>    |              |
| Parks, Playgrounds, Shade Trees                     |  |   |  | Balance January 1, 1969 71,665.00                  |              |
| Land Reclamation & Conservation 1,500.00            |  |   |  | Transfers From Taxes or Liens                      |              |
| Other Recreational Services                         |  |   |  | Sale for Cash (1969) 63,900.00                     |              |
| <b>EDUCATION (excluding schools)</b>                |  |   |  | Cancelled, Abated or Adjusted (1969)               |              |
| Libraries 24,200.00                                 |  |   |  | Balance December 31, 1969 7,765.00                 |              |
| Other Educational Services                          |  |   |  | <b>CURRENT FINANCES DECEMBER 31, 1969</b>          |              |
| <b>STATUTORY EXPENDITURES</b>                       |  |   |  | <b>ASSETS</b>                                      |              |
| Pensions & F.I.C.A. 38,050.00                       |  |   |  | Cash Dec. 31, 1969 367,003.32                      |              |
| Employee Fringe Benefits 6,600.00                   |  |   |  | Taxes Receivable 21,699.48                         |              |
| Other Statutory Expenditures                        |  |   |  | Tax Title Liens 9,665.56                           |              |
| <b>MUNICIPAL FUNCTIONS</b> TOTAL 635,575.00         |  |   |  | Foreclosed Property 7,765.00                       |              |
| <b>CAPITAL IMPROVEMENTS</b>                         |  |   |  | Emergencies & Other Deferred Charges 179,733.44    |              |
| DEBT SERVICE  |  |   |  | State Aid Receivable 19,112.00                     |              |
| Principal Payments 22,000.00                        |  |   |  | Other Receivables 111.26                           |              |
| Interest Payments 34,393.00                         |  |   |  | Total 605,090.06                                   |              |
| <b>DEFERRED CHARGES</b>                             |  |   |  | <b>LIABILITIES</b>                                 |              |
| SCHOOL, COUNTY, SPECIAL DISTRICT TAXES 1,959,720.60 |  |   |  | Cash Liabilities 255,610.85                        |              |
| RESERVE FOR UNCOLLECTED TAXES 72,491.67             |  |   |  | Reserves for Receivables 39,241.30                 |              |
| <b>EXPENDITURES</b> TOTAL 2,773,385.71              |  |   |  | Surplus Dec. 31, 1969 310,237.91                   |              |
|   |  |   |  | Total 605,090.06                                   |              |

0336  
Population 1960 541  
Population 1969 650  
Moody Rating  
Land Area 107.12 Sq. Miles

# WASHINGTON TWP

Net Valuation Taxable 5,588,421  
State Equalized Value 8,862,069  
Net Valuation on Which County Taxes  
are apportioned: 8,793,985  
State Equalization Ratio .6306

# - BURLINGTON COUNTY

General Tax Rate Per \$100. 3.00  
State Equalized  
General Tax Rate: 1.89

# PER CAPITA:

Gross Debt 75.69  
Net Debt  
Debt Service  
Total Tax Levy 252.13  
Municipal Expenditures 72.50

# PER CENT:

Gross Debt .67  
Net Debt  
Tax Levy Collected 96.37  
Tax Levy Cancelled, Abated  
or Adjusted

| 1969 EXPENDITURES                      |            | 1969 REVENUES                          |            | 1969 PROPERTY TAX                          |                 |
|--|------------|--|------------|--|-----------------|
| GENERAL GOVERNMENT                     |            | 1969 — Property Taxes Collected        |            | STATE EQUALIZED TAX RATE                   |                 |
| Governing Body & Public Boards         |            | 1969 Payments in Lieu of Taxes         | 157,932.10 | Local District School Taxes                | 1.13 99,700.00  |
| Municipal Clerk                        |            | Delinquent Tax & Lien Collections      | 5,549.63   | Regional & Consolidated School Tax         |                 |
| Financial Administration               | 2,260.00   | Business Personality Replacement Taxes | 11,598.00  | School Taxes in Municipal Budget           |                 |
| Assessment of Taxes                    | 1,400.00   | Taxes from Public Utilities            | 11,611.12  | County Taxes                               | .57 50,809.29   |
| Collection of Taxes                    | 1,750.00   | Other Miscellaneous Tax Revenues       | 8,860.08   | County Library Taxes                       | .03 2,254.25    |
| Planning, Housing & Development        | 75.00      | State Aid Revenues                     |            | Local Municipal Purpose Taxes              | .12 10,450.00   |
| Human Resources                        |            | Federal Aid Revenues                   |            | Veteran & Senior Citizen Taxes             | .04 3,980.00    |
| Elections                              |            | Sale of Acquired Property              |            | Total Taxes for Rate Computation           | 1.89 167,193.54 |
| General Administration (other)         | 4,075.00   | Other Miscellaneous Revenues           | 3,643.37   | Special District Taxes                     |                 |
| JUDICIARY                              |            | 1969 Revenues                          | 199,194.30 | Bank Stock Taxes                           |                 |
| Municipal Courts                       | 500.00     | Prior Years Surplus Appropriated       |            | Added and Omitted Taxes                    | 674.01          |
| PUBLIC SAFETY                          |            | REVENUES                               | 199,194.30 | Total Taxes Levied - ABSTRACT              | 163,887.55      |
| Fire Protection                        | 1,800.00   |  |            | TOTAL TAXES BILLED                         | 163,887.55      |
| Police Protection                      | 500.00     |  |            | 1969 TAXES COLLECTED                       | 157,932.10      |
| Civil Defense & Disaster Control       | 200.00     |  |            | 1969 Taxes Cancelled, Abated or Adjusted   |                 |
| Environmental Inspection & Control     | 180.00     |  |            | Transfer to Tax Title Liens or Foreclosed  |                 |
| Other Public Safety                    |            |  |            | Balance Outstanding Dec. 31, 1969          | 5,955.45        |
| PUBLIC WORKS                           |            |  |            | PRIOR YEARS TAXES OUTSTANDING              |                 |
| Streets and Drainage                   | 11,800.00  |  |            | Balance January 1, 1969                    | 6,238.09        |
| Sewers and Sewage Processing           |            |  |            | Collected in 1969                          | 5,549.63        |
| Garbage and Trash Disposal             | 2,100.00   |  |            | Cancelled, Abated or Adjusted (1969)       |                 |
| Public Buildings and Grounds           | 375.00     |  |            | Transfers to Tax Title Liens or Foreclosed |                 |
| Other Public Works                     |            |  |            | Balance December 31, 1969                  | 688.46          |
| HEALTH and WELFARE                     |            |  |            | TAX TITLE LIENS OUTSTANDING                |                 |
| Health Services Except Environmental   | 440.00     |  |            | Balance January 1, 1969                    | 4,229.71        |
| Welfare-Public Assistance              | 565.00     |  |            | Transfers From Taxes                       |                 |
| Hospitals, Clinics, First Aid          |            |  |            | Redeemed in 1969                           |                 |
| Animal, Insect, & Rodent Control       | 375.00     |  |            | Cancelled, Abated or Adjusted (1969)       |                 |
| Other Welfare Services                 |            |  |            | Transfers to Foreclosed Property           |                 |
| RECREATION and CONSERVATION            |            |  |            | Balance December 31, 1969                  | 4,229.71        |
| Beaches and Boardwalks                 |            |  |            | PROPERTY ACQUIRED BY DEED OR               |                 |
| Parks, Playgrounds, Shade Trees        |            |  |            | FORECLOSURE                                |                 |
| Land Reclamation & Conservation        |            |  |            | Balance January 1, 1969                    | 25.00           |
| Other Recreational Services            |            |  |            | Transfers From Taxes or Liens              |                 |
| EDUCATION (excluding schools)          |            |  |            | Sale for Cash (1969)                       |                 |
| Libraries                              |            |  |            | Cancelled, Abated or Adjusted (1969)       |                 |
| Other Educational Services             | 7,000.00   |  |            | Balance December 31, 1969                  | 25.00           |
| STATUTORY EXPENDITURES                 |            |  |            | CURRENT FINANCES DECEMBER 31, 1969         |                 |
| Pensions & F.I.C.A.                    | 300.00     |  |            | ASSETS                                     |                 |
| Employee Fringe Benefits               | 1,600.00   |  |            | Cash Dec. 31, 1969                         | 64,265.66       |
| Other Statutory Expenditures           |            |  |            | Taxes Receivable                           | 6,643.91        |
| MUNICIPAL FUNCTIONS                    |            |  |            | Tax Title Liens                            | 4,229.71        |
| CAPITAL IMPROVEMENTS                   |            |  |            | Foreclosed Property                        | 25.00           |
| DEBT SERVICE                           |            |  |            | Emergencies & Other Deferred Charges       |                 |
| Principal Payments                     |            |  |            | State Aid Receivable                       | 25,711.58       |
| Interest Payments                      |            |  |            | Other Receivables                          | 119.15          |
| DEFERRED CHARGES                       |            |  |            | Total                                      | 100,995.01      |
| SCHOOL, COUNTY, SPECIAL DISTRICT TAXES | 152,763.54 |  |            | LIABILITIES                                |                 |
| RESERVE FOR UNCOLLECTED TAXES          | 9,830.00   |  |            | Cash Liabilities                           | 31,411.70       |
| EXPENDITURES                           |            |  |            | Reserves for Receivables                   | 11,017.77       |
| TOTAL                                  | 199,888.54 |  |            | Surplus Dec. 31, 1969                      | 58,565.54       |
|  |            |  |            | Total                                      | 100,995.01      |

0818  
Population 1960 4,923  
Population 1969 12,660  
Moody Rating  
Land Area 22.29 Sq. Miles

WASHINGTON TWP - GLOUCESTER COUNTY  
Net Valuation Taxable 19,850,842  
State Equalized Value 78,183,702  
Net Valuation on Which County Taxes are apportioned: 74,148,404  
State Equalization Ratio .2539  
General Tax Rate Per \$100. 13.39  
State Equalized General Tax Rate: 3.39

PER CAPITA:  
Gross Debt 390.36  
Net Debt 173.82  
Debt Service .25  
Total Tax Levy 213.95  
Municipal Expenditures 66.96  
PER CENT:  
Gross Debt 7.21  
Net Debt 3.21  
Tax Levy Collected 94.05  
Tax Levy Cancelled, Abated or Adjusted .11

| 1969 EXPENDITURES                      |                     | 1969 REVENUES                                     |                    | 1969 PROPERTY TAX                          |              |
|--|---------------------|---|--------------------|--|--------------|
| <b>GENERAL GOVERNMENT</b>              |                     | 1969 — Property Taxes Collected                   |                    | <b>STATE EQUALIZED TAX RATE</b>            |              |
| Governing Body & Public Boards         |                     | 1969 Payments in Lieu of Taxes                    | 2,546,132.60       | Local District School Taxes                | 2.63         |
| Municipal Clerk                        |                     | Delinquent Tax & Lien Collections                 | 110,325.31         | Regional & Consolidated School Tax         |              |
| Financial Administration               | 28,200.00           | Business Personalty Replacement Taxes             | 23,802.00          | School Taxes in Municipal Budget           |              |
| Assessment of Taxes                    | 38,320.00           | Taxes from Public Utilities                       | 174,154.24         | County Taxes                               | .57          |
| Collection of Taxes                    | 21,900.00           | Other Miscellaneous Tax Revenues                  | 50,979.60          | County Library Taxes                       |              |
| Planning, Housing & Development        | 7,437.00            | Sale of Acquired Property                         | 5,532.00           | Local Municipal Purpose Taxes              | .11          |
| Human Resources                        |                     | Other Miscellaneous Revenues                      | 103,342.87         | Veteran & Senior Citizen Taxes             | .09          |
| Elections                              | 3,500.00            | 1969 Revenues                                     | 3,014,268.62       | Total Taxes for Rate Computation           | 3.40         |
| General Administration (other)         | 51,805.00           | Prior Years Surplus Appropriated                  | 328,381.88         | Special District Taxes                     |              |
| <b>JUDICIARY</b>                       |                     | <b>REVENUES</b>                                   | <b>TOTAL</b>       | Bank Stock Taxes                           |              |
| Municipal Courts                       | 16,350.00           |   | 3,342,650.50       | Added and Omitted Taxes                    | 120,559.17   |
| <b>PUBLIC SAFETY</b>                   |                     | <b>1969 REAL PROPERTY VALUATIONS</b>              |                    | Total Taxes Levied - ABSTRAC               | 2,708,667.63 |
| Fire Protection                        | 24,800.00           | Code Class # of Parcels %VAL'N                    | ASSESSED VALUATION | <b>TOTAL TAXES BILLED</b>                  | 2,707,219.91 |
| Police Protection                      | 118,000.00          | 1 Vacant Land 1184 4.03                           | 791,135.00         | <b>1969 TAXES COLLECTED</b>                | 2,546,132.60 |
| Civil Defense & Disaster Control       | 500.00              | 2 Residential 3253 77.18                          | 15,146,740.00      | 1969 Taxes Cancelled, Abated or Adjusted   | 2,980.14     |
| Environmental Inspection & Control     | 4,410.00            | 3 Farm 293 5.91                                   | 1,159,420.00       | Transfer to Tax Title Liens or Foreclosed  | 8,851.27     |
| Other Public Safety                    |                     | 4a Commercial 193 9.76                            | 1,915,510.00       | Balance Outstanding Dec. 31, 1969          | 149,255.90   |
| <b>PUBLIC WORKS</b>                    |                     | 4b Industrial 2 .11                               | 21,050.00          | <b>PRIOR YEARS TAXES OUTSTANDING</b>       |              |
| Streets and Drainage                   | 119,492.33          | 4c Apartments 1 3.01                              | 590,550.00         | Balance January 1, 1969                    | 105,909.46   |
| Sewers and Sewage Processing           |                     | Total 4926 100.00                                 | 19,624,405.00      | Collected in 1969                          | 101,187.13   |
| Garbage and Trash Disposal             | 74,000.00           | <b>CAPITAL DEBT AUTHORIZED, DECEMBER 31, 1969</b> |                    | Cancelled, Abated or Adjusted (1969)       | 2,686.10     |
| Public Buildings and Grounds           | 12,605.00           | ISSUED AND UNISSUED                               | GROSS DEBT         | Transfers to Tax Title Liens or Foreclosed | 105.13       |
| Other Public Works                     |                     | School  | 4,899,000          | Balance December 31, 1969                  | 1,931.10     |
| <b>HEALTH and WELFARE</b>              |                     | Self-Liquidating                                  |                    | <b>TAX TITLE LIENS OUTSTANDING</b>         |              |
| Health Services Except Environmental   | 6,280.00            | Other   | 43,000             | Balance January 1, 1969                    | 19,212.95    |
| Welfare-Public Assistance              | 5,200.00            | Total   | 4,942,000          | Transfers From Taxes                       | 8,977.66     |
| Hospitals, Clinics, First Aid          |                     |   |                    | Redeemed in 1969                           | 9,138.18     |
| Animal, Insect, & Rodent Control       |                     |   |                    | Cancelled, Abated or Adjusted (1969)       |              |
| Other Welfare Services                 |                     |   |                    | Transfers to Foreclosed Property:          |              |
| <b>RECREATION and CONSERVATION</b>     |                     |   |                    | Balance December 31, 1969                  | 19,052.43    |
| Beaches and Boardwalks                 |                     | ISSUED AND OUTSTANDING                            |                    | <b>PROPERTY ACQUIRED BY DEED OR</b>        |              |
| Parks, Playgrounds, Shade Trees        | 4,500.00            | School  | 3,911,000.00       | <b>FORECLOSURE</b>                         |              |
| Land Reclamation & Conservation        |                     | Self-Liquidating                                  |                    | Balance January 1, 1969                    | 7,528.64     |
| Other Recreational Services            | 300.00              | Other   | 43,000.00          | Transfers From Taxes or Liens              |              |
| <b>EDUCATION (excluding schools)</b>   |                     | Total   | 3,954,000.00       | Sale for Cash (1969)                       | 3,750.00     |
| Libraries                              | 4,500.00            | <b>EQUALIZED VALUATION BASIS</b>                  |                    | Cancelled, Abated or Adjusted (1969)       |              |
| Other Educational Services             |                     | <b>FOR NET DEBT COMPUTATION</b>                   | 68,535,203.67      | Balance December 31, 1969                  | 3,778.64     |
| <b>STATUTORY EXPENDITURES</b>          |                     | 1969 CAPITAL OUTLAY                               | TOTAL              | <b>CURRENT FINANCES DECEMBER 31, 1969</b>  |              |
| Pensions & F.I.C.A.                    | 16,900.00           | Beaches and Boardwalks                            | 55,114.15          | <b>ASSETS</b>                              |              |
| Employee Fringe Benefits               |                     | Parks and Playgrounds                             |                    | Cash Dec. 31, 1969                         | 318,728.70   |
| Other Statutory Expenditures           |                     | Public Buildings and Grounds                      | 1,114.15           | Taxes Receivable                           | 151,187.00   |
| <b>MUNICIPAL FUNCTIONS</b>             |                     | Vehicular Equipment                               |                    | Tax Title Liens                            | 19,052.43    |
| <b>CAPITAL IMPROVEMENTS</b>            |                     | Streets, Roads, Sidewalks, Storm Sewers           | 32,000.00          | Foreclosed Property                        | 3,778.64     |
| <b>DEBT SERVICE</b>                    |                     | Sewer System                                      |                    | Emergencies & Other Deferred Charges       | 2,000.00     |
| Principal Payments                     |                     | Water Service                                     |                    | State Aid Receivable                       | 31,556.00    |
| Interest Payments                      | 3,132.00            | Other Utilities                                   |                    | Other Receivables                          | 125.00       |
| <b>DEFERRED CHARGES</b>                |                     | Hospitals and Clinics                             |                    | Total                                      | 526,427.77   |
| SCHOOL, COUNTY, SPECIAL DISTRICT TAXES | 44,000.00           | Garbage and Trash Disposal Facilities             |                    | <b>LIABILITIES</b>                         |              |
| <b>RESERVE FOR UNCOLLECTED TAXES</b>   |                     | Health Equipment                                  |                    | Cash Liabilities                           | 156,622.87   |
|  | 2,502,556.28        | Library and Education Facilities                  |                    | Reserves for Receivables                   | 174,143.07   |
|  | 187,629.09          | Conservation and Recreation                       |                    | Surplus Dec. 31, 1969                      | 195,661.83   |
| <b>EXPENDITURES</b>                    |                     | Other Expenditures                                | 22,000.00          | Total                                      | 526,427.77   |
| <b>TOTAL</b>                           | <b>3,350,316.70</b> |   |                    |  |              |

1112  
Population 1960 2,156  
Population 1969 3,230  
Moody Rating  
Land Area 20.70 Sq. Miles

WASHINGTON TWP

Net Valuation Taxable 10,559,604  
State Equalized Value 22,616,414  
Net Valuation on Which County Taxes  
are apportioned: 24,534,850  
State Equalization Ratio .4669

- MERCER COUNTY

General Tax Rate Per \$100. 6.86  
State Equalized  
General Tax Rate: 3.20

PER CAPITA:

Gross Debt 133.75  
Net Debt  
Debt Service  
Total Tax Levy 224.47  
Municipal Expenditures 90.56

PER CENT:

Gross Debt 2.02  
Net Debt  
Tax Levy Collected 91.17  
Tax Levy Cancelled, Abated  
or Adjusted .06

| 1969 EXPENDITURES                      |                   | 1969 REVENUES                              |                   | 1969 PROPERTY TAX                          |                   |
|--|-------------------|--|-------------------|--|-------------------|
| <b>GENERAL GOVERNMENT</b>              |                   | 1969 — Property Taxes Collected 661,000.93 |                   | <b>STATE EQUALIZED TAX RATE</b>            |                   |
| Governing Body & Public Boards         |                   | 1969 Payments in Lieu of Taxes             |                   | Local District School Taxes 2.06           | 466,560.99        |
| Municipal Clerk                        |                   | Delinquent Tax & Lien Collections          | 43,112.19         | Regional & Consolidated School Tax         |                   |
| Financial Administration               | 9,240.00          | Business Personalty Replacement Taxes      | 28,495.00         | School Taxes in Municipal Budget           |                   |
| Assessment of Taxes                    | 4,860.00          | Taxes from Public Utilities                | 65,509.84         | County Taxes .92                           | 207,004.25        |
| Collection of Taxes                    | 4,400.00          | Other Miscellaneous Tax Revenues           |                   | County Library Taxes .03                   | 7,329.79          |
| Planning, Housing & Development        | 11,350.00         | State Aid Revenues                         | 26,549.48         | Local Municipal Purpose Taxes .12          | 27,890.42         |
| Human Resources                        |                   | Federal Aid Revenues                       |                   | Veteran & Senior Citizen Taxes .07         | 15,750.00         |
| Elections                              | 700.00            | Sale of Acquired Property                  |                   | Total Taxes for Rate Computation 3.20      | 724,535.45        |
| General Administration (other)         | 14,900.00         | Other Miscellaneous Revenues               | 56,633.18         | Special District Taxes                     |                   |
| <b>JUDICIARY</b>                       |                   | 1969 Revenues Total                        | 881,300.62        | Bank Stock Taxes                           | 1,664.58          |
| Municipal Courts                       | 15,000.00         | Prior Years Surplus Appropriated           | 57,000.00         | Added and Omitted Taxes                    | 14,603.50         |
| <b>PUBLIC SAFETY</b>                   |                   | <b>REVENUES TOTAL</b>                      | <b>938,300.62</b> | Total Taxes Levied - ABSTRACT              | 725,053.53        |
| Fire Protection                        | 9,300.00          |  |                   | <b>TOTAL TAXES BILLED</b>                  | <b>725,053.53</b> |
| Police Protection                      | 14,600.00         |  |                   | 1969 TAXES COLLECTED                       | 661,000.93        |
| Civil Defense & Disaster Control       | 750.00            |  |                   | 1969 Taxes Cancelled, Abated or Adjusted   | 400.00            |
| Environmental Inspection & Control     | 3,100.00          |  |                   | Transfer to Tax Title Liens or Foreclosed  | 4,811.37          |
| Other Public Safety                    |                   |  |                   | Balance Outstanding Dec. 31, 1969          | 58,841.23         |
| <b>PUBLIC WORKS</b>                    |                   |  |                   | <b>PRIOR YEARS TAXES OUTSTANDING</b>       |                   |
| Streets and Drainage                   | 64,800.00         |  |                   | Balance January 1, 1969                    | 71,465.83         |
| Sewers and Sewage Processing           |                   |  |                   | Collected in 1969                          | 41,280.08         |
| Garbage and Trash Disposal             | 17,000.00         |  |                   | Cancelled, Abated or Adjusted (1969)       |                   |
| Public Buildings and Grounds           | 7,300.00          |  |                   | Transfers to Tax Title Liens or Foreclosed | 1,921.32          |
| Other Public Works                     |                   |  |                   | Balance December 31, 1969                  | 28,264.43         |
| <b>HEALTH and WELFARE</b>              |                   |  |                   | <b>TAX TITLE LIENS OUTSTANDING</b>         |                   |
| Health Services Except Environmental   | 5,600.00          |  |                   | Balance January 1, 1969                    | 3,318.11          |
| Welfare-Public Assistance              | 2,300.00          |  |                   | Transfers From Taxes                       | 6,939.29          |
| Hospitals, Clinics, First Aid          |                   |  |                   | Redeemed in 1969                           | 1,832.11          |
| Animal, Insect, & Rodent Control       | 900.00            |  |                   | Cancelled, Abated or Adjusted (1969)       |                   |
| Other Welfare Services                 |                   |  |                   | Transfers to Foreclosed Property:          |                   |
| <b>RECREATION and CONSERVATION</b>     |                   |  |                   | Balance December 31, 1969                  | 8,425.29          |
| Beaches and Boardwalks                 |                   |  |                   | <b>PROPERTY ACQUIRED BY DEED OR</b>        |                   |
| Parks, Playgrounds, Shade Trees        |                   |  |                   | <b>FORECLOSURE</b>                         |                   |
| Land Reclamation & Conservation        |                   |  |                   | Balance January 1, 1969                    | 1,425.00          |
| Other Recreational Services            | 4,300.00          |  |                   | Transfers From Taxes or Liens              |                   |
| <b>EDUCATION (excluding schools)</b>   |                   |  |                   | Sale for Cash (1969)                       |                   |
| Libraries                              | 350.00            |  |                   | Cancelled, Abated or Adjusted (1969)       |                   |
| Other Educational Services             | 7,000.00          |  |                   | Balance December 31, 1969                  | 1,425.00          |
| <b>STATUTORY EXPENDITURES</b>          |                   |  |                   | <b>CURRENT FINANCES DECEMBER 31, 1969</b>  |                   |
| Pensions & F.I.C.A.                    | 3,700.89          |  |                   | <b>ASSETS</b>                              |                   |
| Employee Fringe Benefits               |                   |  |                   | Cash Dec. 31, 1969                         | 296,517.68        |
| Other Statutory Expenditures           |                   |  |                   | Taxes Receivable                           | 87,105.66         |
| <b>MUNICIPAL FUNCTIONS</b>             |                   |  |                   | Tax Title Liens                            | 8,425.29          |
| <b>CAPITAL IMPROVEMENTS</b>            |                   |  |                   | Foreclosed Property                        | 1,425.00          |
| <b>DEBT SERVICE</b>                    |                   |  |                   | Emergencies & Other Deferred Charges       |                   |
| Principal Payments                     |                   |  |                   | State Aid Receivable                       | 30,392.00         |
| Interest Payments                      |                   |  |                   | Other Receivables                          | 6,050.96          |
| <b>DEFERRED CHARGES</b>                |                   |  |                   | Total                                      | 429,916.59        |
| SCHOOL, COUNTY, SPECIAL DISTRICT TAXES | 149.11            |  |                   | <b>LIABILITIES</b>                         |                   |
| RESERVE FOR UNCOLLECTED TAXES          | 680,895.03        |  |                   | Cash Liabilities                           | 233,700.70        |
|  | 63,900.00         |  |                   | Reserves for Receivables                   | 103,006.91        |
| <b>EXPENDITURES</b>                    |                   |  |                   | Surplus Dec. 31, 1969                      | 93,208.98         |
| <b>TOTAL</b>                           | <b>973,395.03</b> |  |                   | Total                                      | <b>429,916.59</b> |

1438  
Population 1960 3,330  
Population 1969 5,930  
  
Moody Rating  
Land Area 45.10 Sq. Miles

WASHINGTON TWP - MORRIS COUNTY  
Net Valuation Taxable 22,065,079  
State Equalized Value 57,461,143  
Net Valuation on Which County Taxes  
are apportioned: 53,954,304  
State Equalization Ratio .3840  
  
General Tax Rate Per \$100. 9.01  
  
State Equalized  
General Tax Rate: 3.45

PER CAPITA:  
Gross Debt 729.97  
Net Debt 283.46  
Debt Service  
Total Tax Levy 348.66  
Municipal Expenditures 132.98

PER CENT:  
Gross Debt 8.77  
Net Debt 3.40  
Tax Levy Collected 93.78  
Tax Levy Cancelled, Abated  
or Adjusted .41

| 1969 EXPENDITURES                      |              | 1969 REVENUES                              |                    | 1969 PROPERTY TAX                          |                   |
|--|--------------|--|--------------------|--|-------------------|
| GENERAL GOVERNMENT                     |              | 1969 — Property Taxes Collected            |                    | STATE EQUALIZED TAX RATE                   |                   |
| Governing Body & Public Boards         |              | 1969 Payments in Lieu of Taxes             | 1,940,675.11       | Local District School Taxes                | 1.71 983,714.05   |
| Municipal Clerk                        |              | Delinquent Tax & Lien Collections          | 125,628.36         | Regional & Consolidated School Tax         | .73 416,626.47    |
| Financial Administration               | 24,100.00    | Business Personality Replacement Taxes     | 56,697.00          | School Taxes in Municipal Budget           |                   |
| Assessment of Taxes                    | 10,900.00    | Taxes from Public Utilities                | 90,377.47          | County Taxes                               | .37 214,699.16    |
| Collection of Taxes                    | 14,500.00    | Other Miscellaneous Tax Revenues           | 21,455.92          | County Library Taxes                       | .03 16,011.20     |
| Planning, Housing & Development        | 15,950.00    | State Aid Revenues                         |                    | Local Municipal Purpose Taxes              | .57 327,002.62    |
| Human Resources                        |              | Federal Aid Revenues                       |                    | Veteran & Senior Citizen Taxes             | .05 28,350.00     |
| Elections                              |              | Sale of Acquired Property                  | 76,654.70          | Total Taxes for Rate Computation           | 3.46 1,986,403.50 |
| General Administration (other)         | 47,800.00    | Other Miscellaneous Revenues               | 76,654.70          | Special District Taxes                     | 1,520.50          |
| JUDICIARY                              |              | 1969 Revenues                              | 2,311,488.56       | Bank Stock Taxes                           | 409.13            |
| Municipal Courts                       | 7,530.00     | Prior Years Surplus Appropriated           | 174,750.00         | Added and Omitted Taxes                    | 107,579.02        |
| PUBLIC SAFETY                          |              | REVENUES                                   | 2,486,238.56       | Total Taxes Levied - ABSTRACT              | 2,067,562.15      |
| Fire Protection                        | 18,350.00    | 1969 REAL PROPERTY VALUATIONS              |                    | TOTAL TAXES BILLED                         | 2,069,356.14      |
| Police Protection                      | 82,380.00    | Code Class # of Parcels %VAL'N             | ASSESSED VALUATION | 1969 TAXES COLLECTED                       | 1,940,675.11      |
| Civil Defense & Disaster Control       | 1,400.00     | 1 Vacant Land 848 8.75                     | 1,885,140.00       | 1969 Taxes Cancelled, Abated or Adjusted   | 8,545.88          |
| Environmental Inspection & Control     | 10,800.00    | 2 Residential 1552 64.10                   | 13,803,175.00      | Transfer to Tax Title Liens or Foreclosed  | 7,307.79          |
| Other Public Safety                    |              | 3 Farm 560 16.40                           | 3,530,835.00       | Balance Outstanding Dec. 31, 1969          | 112,827.36        |
| PUBLIC WORKS                           |              | 4a Commercial 61 4.73                      | 1,017,900.00       | PRIOR YEARS TAXES OUTSTANDING              |                   |
| Streets and Drainage                   | 199,855.56   | 4b Industrial 20 3.25                      | 699,305.00         | Balance January 1, 1969                    | 143,525.65        |
| Sewers and Sewage Processing           | 2,000.00     | 4c Apartments 5 2.78                       | 598,200.00         | Collected in 1969                          | 125,382.13        |
| Garbage and Trash Disposal             | 1,400.00     | Total 3046 100.01                          | 21,534,555.00      | Cancelled, Abated or Adjusted (1969)       | 13,323.76         |
| Public Buildings and Grounds           | 19,710.00    |  |                    | Transfers to Tax Title Liens or Foreclosed | 1,892.10          |
| Other Public Works                     |              |  |                    | Balance December 31, 1969                  | 2,927.66          |
| HEALTH and WELFARE                     |              | CAPITAL DEBT AUTHORIZED, DECEMBER 31, 1969 |                    | TAX TITLE LIENS OUTSTANDING                |                   |
| Health Services Except Environmental   | 4,095.00     | ISSUED AND UNISSUED                        |                    | Balance January 1, 1969                    | 9,794.02          |
| Welfare-Public Assistance              | 1,850.00     | GROSS DEBT                                 |                    | Transfers From Taxes                       | 7,248.60          |
| Hospitals, Clinics, First Aid          |              | School 4,178,724                           |                    | Redeemed in 1969                           | 246.23            |
| Animal, Insect, & Rodent Control       |              | Self-liquidating 150,000                   |                    | Cancelled, Abated or Adjusted (1969)       |                   |
| Other Welfare Services                 |              | Other                                      |                    | Transfers to Foreclosed Property:          |                   |
| RECREATION and CONSERVATION            |              | Total 4,328,724                            |                    | Balance December 31, 1969                  | 16,796.39         |
| Beaches and Boardwalks                 | 500.00       | ISSUED AND OUTSTANDING                     |                    | PROPERTY ACQUIRED BY DEED OR               |                   |
| Parks, Playgrounds, Shade Trees        |              | School 4,178,724.92                        |                    | FORECLOSURE                                |                   |
| Land Reclamation & Conservation        | 2,000.00     | Self-Liquidating 150,000.00                |                    | Balance January 1, 1969                    | 1,000.00          |
| Other Recreational Services            |              | Other                                      |                    | Transfers From Taxes or Liens              |                   |
| EDUCATION (excluding schools)          |              | Total 4,328,724.92                         |                    | Sale for Cash (1969)                       |                   |
| Libraries                              | 1,500.00     | EQUALIZED VALUATION BASIS                  |                    | Cancelled, Abated or Adjusted (1969)       |                   |
| Other Educational Services             |              | FOR NET DEBT COMPUTATION                   |                    | Balance December 31, 1969                  | 1,000.00          |
| STATUTORY EXPENDITURES                 |              | 1969 CAPITAL OUTLAY                        |                    | CURRENT FINANCES DECEMBER 31, 1969         |                   |
| Pensions & F.I.C.A.                    | 27,000.00    | TOTAL                                      |                    | ASSETS                                     |                   |
| Employee Fringe Benefits               | 5,375.00     | Beaches and Boardwalks                     |                    | Cash Dec. 31, 1969                         | 452,986.68        |
| Other Statutory Expenditures           |              | Parks and Playgrounds                      |                    | Taxes Receivable                           | 115,755.02        |
| MUNICIPAL FUNCTIONS                    |              | Public Buildings and Grounds               |                    | Tax Title Liens                            | 16,796.39         |
| CAPITAL IMPROVEMENTS                   | 82,800.00    | Vehicular Equipment                        |                    | Foreclosed Property                        | 1,000.00          |
| DEBT SERVICE                           |              | Streets, Roads, Sidewalks, Storm Sewers    |                    | Emergencies & Other Deferred Charges       | 23,303.22         |
| Principal Payments                     |              | Sewer System                               |                    | State Aid Receivable                       |                   |
| Interest Payments                      |              | Water Service                              |                    | Other Receivables                          |                   |
| DEFERRED CHARGES                       | 500.00       | Other Utilities                            |                    | Total                                      | 609,841.31        |
| SCHOOL, COUNTY, SPECIAL DISTRICT TAXES | 1,632,571.38 | Hospitals and Clinics                      |                    | LIABILITIES                                |                   |
| RESERVE FOR UNCOLLECTED TAXES          | 206,259.11   | Garbage and Trash Disposal Facilities      |                    | Cash Liabilities                           | 93,318.45         |
|  |              | Health Equipment                           |                    | Reserves for Receivables                   | 156,354.63        |
|  |              | Library and Education Facilities           |                    | Surplus Dec. 31, 1969                      | 360,168.23        |
|  |              | Conservation and Recreation                |                    | Total                                      | 609,841.31        |
| EXPENDITURES                           |              | Other Expenditures                         |                    |  |                   |
| TOTAL                                  | 2,421,126.05 |  |                    |  |                   |

2122  
Population 1960 3,055  
Population 1969 3,670  
  
Moody Rating  
Land Area 17.50 Sq. Miles

WASHINGTON TWP.

Net Valuation Taxable 19,899,626  
State Equalized Value 26,053,451  
Net Valuation on Which County Taxes  
are apportioned: 25,741,217  
State Equalization Ratio .7638

- WARREN

COUNTY  
General Tax Rate Per \$100. 4.25  
State Equalized  
General Tax Rate: 3.24

PER CAPITA:

Gross Debt 323.88  
Net Debt  
Debt Service  
Total Tax Levy 224.22  
Municipal Expenditures 68.22

PER CENT:

Gross Debt 5.07  
Net Debt  
Tax Levy Collected 91.24  
Tax Levy Cancelled, Abated  
or Adjusted .15

| 1969 EXPENDITURES                      |              | 1969 REVENUES                                     |                    | 1969 PROPERTY TAX                          |                 |
|--|--------------|---|--------------------|--|-----------------|
| GENERAL GOVERNMENT                     |              | 1969 — Property Taxes Collected                   |                    | STATE EQUALIZED TAX RATE                   |                 |
| Governing Body & Public Boards         |              |   | 757,453.16         | Local District School Taxes                | 1.11 290,494.00 |
| Municipal Clerk                        |              | 1969 Payments in Lieu of Taxes                    | 2,213.55           | Regional & Consolidated School Tax         | 1.29 334,878.36 |
| Financial Administration               | 1,750.00     | Delinquent Tax & Lien Collections                 | 71,014.83          | School Taxes in Municipal Budget           |                 |
| Assessment of Taxes                    | 2,800.00     | Business Personalty Replacement Taxes             | 41,937.00          | County Taxes                               | .71 184,954.43  |
| Collection of Taxes                    | 4,550.00     | Taxes from Public Utilities                       | 56,997.00          | County Library Taxes                       | .02 5,222.12    |
| Planning, Housing & Development        | 400.00       | Other Miscellaneous Tax Revenues                  |                    | Local Municipal Purpose Taxes              |                 |
| Human Resources                        |              | State Aid Revenues                                | 35,647.23          | Veteran & Senior Citizen Taxes             | .11 28,850.00   |
| Elections                              |              | Federal Aid Revenues                              |                    | Total Taxes for Rate Computation           | 3.24 844,398.91 |
| General Administration (other)         | 18,300.00    | Sale of Acquired Property                         |                    | Special District Taxes                     |                 |
| JUDICIARY                              |              | Other Miscellaneous Revenues                      | 21,839.71          | Bank Stock Taxes                           |                 |
| Municipal Courts                       | 2,800.00     | 1969 Revenues                                     | Total 987,102.48   | Added and Omitted Taxes                    | 7,327.60        |
| PUBLIC SAFETY                          |              | Prior Years Surplus Appropriated                  | 65,000.00          | Total Taxes Levied - ABSTRACT              | 822,876.51      |
| Fire Protection                        | 12,850.00    | REVENUES  | TOTAL 1,052,102.48 | TOTAL TAXES BILLED                         | 830,148.03      |
| Police Protection                      | 5,750.00     |   |                    | 1969 TAXES COLLECTED                       | 757,453.16      |
| Civil Defense & Disaster Control       | 150.00       |   |                    | 1969 Taxes Cancelled, Abated or Adjusted   | 1,227.93        |
| Environmental Inspection & Control     | 1,350.00     |   |                    | Transfer to Tax Title Liens or Foreclosed  | 317.72          |
| Other Public Safety                    |              |   |                    | Balance Outstanding Dec. 31, 1969          | 71,149.22       |
| PUBLIC WORKS                           |              | 1969 REAL PROPERTY VALUATIONS                     |                    |  |                 |
| Streets and Drainage                   | 48,300.00    | Code Class # of Parcels %VAL'N ASSESSED VALUATION |                    | PRIOR YEARS TAXES OUTSTANDING              |                 |
| Sewers and Sewage Processing           |              | 1 Vacant Land 325 3.11 600,240.00                 |                    | Balance January 1, 1969                    | 72,198.45       |
| Garbage and Trash Disposal             |              | 2 Residential 1024 76.15 14,689,115.00            |                    | Collected in 1969                          | 71,014.83       |
| Public Buildings and Grounds           | 1,000.00     | 3 Farm 127 1.23 2,361,165.00                      |                    | Cancelled, Abated or Adjusted (1969)       | 229.22          |
| Other Public Works                     |              | 4a Commercial 31 6.93 1,336,500.00                |                    | Transfers to Tax Title Liens or Foreclosed | 29.11           |
| HEALTH and WELFARE                     |              | 4b Industrial 6 1.48 286,300.00                   |                    | Balance December 31, 1969                  | 925.29          |
| Health Services Except Environmental   | 6,625.00     | 4c Apartments 1 .09 17,625.00                     |                    | TAX TITLE LIENS OUTSTANDING                |                 |
| Welfare-Public Assistance              | 2,225.00     | Total 1514 99.99 19,290,945.00                    |                    | Balance January 1, 1969                    | 1,724.74        |
| Hospitals, Clinics, First Aid          | 400.00       |   |                    | Transfers From Taxes                       | 365.26          |
| Animal, Insect, & Rodent Control       | 850.00       |   |                    | Redeemed in 1969                           |                 |
| Other Welfare Services                 |              |   |                    | Cancelled, Abated or Adjusted (1969)       |                 |
| RECREATION and CONSERVATION            |              | CAPITAL DEBT AUTHORIZED, DECEMBER 31, 1969        |                    | Transfers to Foreclosed Property:          |                 |
| Beaches and Boardwalks                 |              | ISSUED AND UNISSUED GROSS DEBT NET DEBT           |                    | Balance December 31, 1969                  | 2,090.00        |
| Parks, Playgrounds, Shade Trees        | 550.00       | School 1,188,646                                  |                    | PROPERTY ACQUIRED BY DEED OR               |                 |
| Land Reclamation & Conservation        |              | Self-liquidating                                  |                    | FORECLOSURE                                |                 |
| Other Recreational Services            |              | Other   |                    | Balance January 1, 1969                    | 6,875.00        |
| EDUCATION (excluding schools)          |              | Total 1,188,646                                   |                    | Transfers From Taxes or Liens              |                 |
| Libraries                              |              |   |                    | Sale for Cash (1969)                       |                 |
| Other Educational Services             |              |   |                    | Cancelled, Abated or Adjusted (1969)       |                 |
| STATUTORY EXPENDITURES                 |              | EQUALIZED VALUATION BASIS                         |                    | Balance December 31, 1969                  | 6,875.00        |
| Pensions & F.I.C.A.                    | 3,800.00     | FOR NET DEBT COMPUTATION                          | 23,455,528.00      |  |                 |
| Employee Fringe Benefits               | 1,750.00     | 1969 CAPITAL OUTLAY                               | TOTAL 19,650.00    | CURRENT FINANCES DECEMBER 31, 1969         |                 |
| Other Statutory Expenditures           |              | Beaches and Boardwalks                            |                    | ASSETS                                     |                 |
| MUNICIPAL FUNCTIONS                    |              | Parks and Playgrounds                             |                    | Cash Dec. 31, 1969                         | 380,690.82      |
| CAPITAL IMPROVEMENTS                   | 49,650.00    | Public Buildings and Grounds                      |                    | Taxes Receivable                           | 72,074.51       |
| DEBT SERVICE                           |              | Vehicular Equipment                               | 2,150.00           | Tax Title Liens                            | 2,090.00        |
| Principal Payments                     |              | Streets, Roads, Sidewalks, Storm Sewers           | 17,500.00          | Foreclosed Property                        | 6,875.00        |
| Interest Payments                      |              | Sewer System                                      |                    | Emergencies & Other Deferred Charges       |                 |
| DEFERRED CHARGES                       | 610.00       | Water Service                                     |                    | State Aid Receivable                       | 52,971.00       |
| SCHOOL, COUNTY, SPECIAL DISTRICT TAXES | 815,548.91   | Other Utilities                                   |                    | Other Receivables                          |                 |
| RESERVE FOR UNCOLLECTED TAXES          | 83,899.40    | Hospitals and Clinics                             |                    | Total                                      | 514,701.33      |
| EXPENDITURES                           |              | Garbage and Trash Disposal Facilities             |                    | LIABILITIES                                |                 |
| TOTAL                                  | 1,065,908.31 | Health Equipment                                  |                    | Cash Liabilities                           | 301,988.01      |
|  |              | Library and Education Facilities                  |                    | Reserves for Receivables                   | 81,039.51       |
|  |              | Conservation and Recreation                       |                    | Surplus Dec. 31, 1969                      | 131,673.81      |
|  |              | Other Expenditures                                |                    | Total                                      | 514,701.33      |

1821  
Population 1960 3,312  
Population 1969 4,510  
  
Moody Rating  
Land Area 6.20 Sq. Miles

WATCHUNG BORO - SOMERSET COUNTY  
Net Valuation Taxable 38,246,273  
State Equalized Value 82,126,418  
Net Valuation on Which County Taxes are apportioned: 87,374,546  
State Equalization Ratio .4657  
General Tax Rate Per \$100. 5.19  
State Equalized General Tax Rate: 2.41

PER CAPITA:  
Gross Debt 924.54  
Net Debt 357.98  
Debt Service 5.11  
Total Tax Levy 436.64  
Municipal Expenditures 151.19

PER CENT:  
Gross Debt 5.64  
Net Debt 2.18  
Tax Levy Collected 97.85  
Tax Levy Cancelled, Abated or Adjusted .58

| 1969 EXPENDITURES                      |                     | 1969 REVENUES                          |                     | 1969 PROPERTY TAX                               |                   |
|--|---------------------|--|---------------------|---|-------------------|
| <b>GENERAL GOVERNMENT</b>              |                     | 1969 — Property Taxes Collected        |                     | STATE EQUALIZED TAX RATE                        |                   |
| Governing Body & Public Boards         |                     | 1969 Payments in Lieu of Taxes         | 1,926,959.96        | Local District School Taxes                     | 1.11 913,333.95   |
| Municipal Clerk                        |                     | Delinquent Tax & Lien Collections      | 35,952.52           | Regional & Consolidated School Tax              | .51 422,492.65    |
| Financial Administration               | 19,050.00           | Business Personality Replacement Taxes | 165,619.00          | School Taxes in Municipal Budget                |                   |
| Assessment of Taxes                    | 9,150.00            | Taxes from Public Utilities            | 117,693.86          | County Taxes                                    | .49 400,936.23    |
| Collection of Taxes                    | 10,550.00           | Other Miscellaneous Tax Revenues       | 20,104.73           | County Library Taxes                            | .03 21,918.97     |
| Planning, Housing & Development        | 4,400.00            | State Aid Revenues                     |                     | Local Municipal Purpose Taxes                   | .24 197,352.50    |
| Human Resources                        |                     | Federal Aid Revenues                   |                     | Veteran & Senior Citizen Taxes                  | .03 25,810.00     |
| Elections                              | 600.00              | Sale of Acquired Property              | 65,152.33           | Total Taxes for Rate Computation                | 2.41 1,981,844.30 |
| General Administration (other)         | 47,150.00           | Other Miscellaneous Revenues           | 2,331,482.40        | Special District Taxes                          |                   |
| <b>JUDICIARY</b>                       |                     | 1969 Revenues                          | 2,331,482.40        | Bank Stock Taxes                                | 1,828.61          |
| Municipal Courts                       | 13,200.00           | Prior Years Surplus Appropriated       | 110,000.00          | Added and Omitted Taxes                         | 11,380.96         |
| <b>PUBLIC SAFETY</b>                   |                     | <b>REVENUES</b>                        | <b>2,441,482.40</b> | Total Taxes Levied - ABSTRACT                   | 1,969,243.87      |
| Fire Protection                        | 40,800.00           |  |                     | <b>TOTAL TAXES BILLED</b>                       | 1,969,243.87      |
| Police Protection                      | 181,075.00          |  |                     | <b>1969 TAXES COLLECTED</b>                     | 1,926,959.96      |
| Civil Defense & Disaster Control       | 50.00               |  |                     | 1969 Taxes Cancelled, Abated or Adjusted        | 11,358.17         |
| Environmental Inspection & Control     | 2,200.00            |  |                     | Transfer to Tax Title Liens or Foreclosed       | 681.46            |
| Other Public Safety                    |                     |  |                     | Balance Outstanding Dec. 31, 1969               | 30,244.28         |
| <b>PUBLIC WORKS</b>                    |                     |  |                     | <b>PRIOR YEARS TAXES OUTSTANDING</b>            |                   |
| Streets and Drainage                   | 62,508.33           |  |                     | Balance January 1, 1969                         | 37,245.70         |
| Sewers and Sewage Processing           | 25,000.00           |  |                     | Collected in 1969                               | 35,952.52         |
| Garbage and Trash Disposal             |                     |  |                     | Cancelled, Abated or Adjusted (1969)            | 112.98            |
| Public Buildings and Grounds           | 22,800.00           |  |                     | Transfers to Tax Title Liens or Foreclosed      |                   |
| Other Public Works                     |                     |  |                     | Balance December 31, 1969                       | 1,180.20          |
| <b>HEALTH and WELFARE</b>              |                     |  |                     | <b>TAX TITLE LIENS OUTSTANDING</b>              |                   |
| Health Services Except Environmental   | 7,150.00            |  |                     | Balance January 1, 1969                         | 6,012.11          |
| Welfare-Public Assistance              | 560.00              |  |                     | Transfers From Taxes                            | 681.46            |
| Hospitals, Clinics, First Aid          | 4,500.00            |  |                     | Redeemed in 1969                                |                   |
| Animal, Insect, & Rodent Control       | 150.00              |  |                     | Cancelled, Abated or Adjusted (1969)            |                   |
| Other Welfare Services                 |                     |  |                     | Transfers to Foreclosed Property:               |                   |
| <b>RECREATION and CONSERVATION</b>     |                     |  |                     | Balance December 31, 1969                       | 6,693.57          |
| Beaches and Boardwalks                 |                     |  |                     | <b>PROPERTY ACQUIRED BY DEED OR FORECLOSURE</b> |                   |
| Parks, Playgrounds, Shade Trees        | 7,000.00            |  |                     | Balance January 1, 1969                         |                   |
| Land Reclamation & Conservation        |                     |  |                     | Transfers From Taxes or Liens                   |                   |
| Other Recreational Services            | 10,000.00           |  |                     | Sale for Cash (1969)                            |                   |
| <b>EDUCATION (excluding schools)</b>   |                     |  |                     | Cancelled, Abated or Adjusted (1969)            |                   |
| Libraries                              | 1,200.00            |  |                     | Balance December 31, 1969                       |                   |
| Other Educational Services             |                     |  |                     | <b>CURRENT FINANCES DECEMBER 31, 1969</b>       |                   |
| <b>STATUTORY EXPENDITURES</b>          |                     |  |                     | <b>ASSETS</b>                                   |                   |
| Pensions & F.I.C.A.                    | 28,275.00           |  |                     | Cash Dec. 31, 1969                              | 218,034.29        |
| Employee Fringe Benefits               | 12,800.00           |  |                     | Taxes Receivable                                | 31,424.48         |
| Other Statutory Expenditures           |                     |  |                     | Tax Title Liens                                 | 6,693.57          |
| <b>MUNICIPAL FUNCTIONS</b>             |                     |  |                     | Foreclosed Property                             |                   |
| <b>CAPITAL IMPROVEMENTS</b>            |                     |  |                     | Emergencies & Other Deferred Charges            | 6,400.00          |
| <b>DEBT SERVICE</b>                    |                     |  |                     | State Aid Receivable                            | 8,370.00          |
| Principal Payments                     | 10,000.00           |  |                     | Other Receivable                                | 20,665.85         |
| Interest Payments                      | 13,034.00           |  |                     | Total   | 291,588.19        |
| <b>DEFERRED CHARGES</b>                |                     |  |                     | <b>LIABILITIES</b>                              |                   |
| SCHOOL, COUNTY, SPECIAL DISTRICT TAXES | 3,200.00            |  |                     | Cash Liabilities                                | 49,040.65         |
| RESERVE FOR UNCOLLECTED TAXES          | 1,758,681.80        |  |                     | Reserves for Receivables                        | 58,883.90         |
|  | 100,452.51          |  |                     | Surplus Dec. 31, 1969                           | 183,663.64        |
| <b>EXPENDITURES</b>                    |                     |  |                     | Total   | 291,588.19        |
| <b>TOTAL</b>                           | <b>2,440,536.64</b> |  |                     |   |                   |

0435  
Population 1960 3,809  
Population 1969 4,710  
Moody Rating  
Land Area 34.38 Sq. Miles

WATERFORD TWP  
Net Valuation Taxable 7,907,301  
State Equalized Value 18,871,840  
Net Valuation on Which County Taxes  
are apportioned: 17,248,074  
State Equalization Ratio .4190

- CAMDEN COUNTY

General Tax Rate Per \$100. 10.68  
State Equalized  
General Tax Rate: 4.47

PER CAPITA:  
Gross Debt 223.43  
Net Debt 6.18  
Debt Service 1.43  
Total Tax Levy 174.39  
Municipal Expenditures 74.64

PER CENT:  
Gross Debt 6.00  
Net Debt .17  
Tax Levy Collected 90.61  
Tax Levy Cancelled, Abated  
or Adjusted

| 1969 EXPENDITURES                      |                           | 1969 REVENUES                                     |                           | 1969 PROPERTY TAX                          |                 |
|--|---------------------------|---|---------------------------|--|-----------------|
| <b>GENERAL GOVERNMENT</b>              |                           | 1969 — Property Taxes Collected                   |                           | <b>STATE EQUALIZED TAX RATE</b>            |                 |
| Governing Body & Public Boards         |                           |   | 744,291.75                | Local District School Taxes                | 1.10 208,002.75 |
| Municipal Clerk                        |                           | 1969 Payments in Lieu of Taxes                    |                           | Regional & Consolidated School Tax         | 1.91 360,356.52 |
| Financial Administration               | 17,048.78                 | Delinquent Tax & Lien Collections                 | 73,696.66                 | School Taxes in Municipal Budget           |                 |
| Assessment of Taxes                    | 3,850.00                  | Business Personalty Replacement Taxes             | 10,900.00                 | County Taxes                               | .85 160,565.89  |
| Collection of Taxes                    | 4,435.00                  | Taxes from Public Utilities                       | 71,689.56                 | County Library Taxes                       |                 |
| Planning, Housing & Development        | 9,175.00                  | Other Miscellaneous Tax Revenues                  |                           | Local Municipal Purpose Taxes              | .45 84,456.57   |
| Human Resources                        |                           | State Aid Revenues                                | 31,007.47                 | Veteran & Senior Citizen Taxes             | .16 30,680.00   |
| Elections                              | 1,215.50                  | Federal Aid Revenues                              |                           | Total Taxes for Rate Computation           | 4.47 844,061.73 |
| General Administration (other)         | 28,175.00                 | Sale of Acquired Property                         |                           | Special District Taxes                     |                 |
| <b>JUDICIARY</b>                       |                           | Other Miscellaneous Revenues                      | 38,757.90                 | Bank Stock Taxes                           | 2,524.43        |
| Municipal Courts                       | 5,155.00                  | 1969 Revenues                                     | 970,343.34                | Added and Omitted Taxes                    | 5,490.59        |
| <b>PUBLIC SAFETY</b>                   |                           | Prior Years Surplus Appropriated                  | 73,000.00                 | Total Taxes Levied - ABSTRACT              | 821,396.75      |
| Fire Protection                        | 10,000.00                 | <b>REVENUES</b>                                   | <b>TOTAL</b> 1,043,343.34 | <b>TOTAL TAXES BILLED</b>                  | 821,396.75      |
| Police Protection                      | 28,980.00                 |   |                           | 1969 TAXES COLLECTED                       | 744,291.75      |
| Civil Defense & Disaster Control       | 850.00                    | <b>1969 REAL PROPERTY VALUATIONS</b>              |                           | 1969 Taxes Cancelled, Abated or Adjusted   |                 |
| Environmental Inspection & Control     | 966.00                    | Code Class # of Parcels %VAL'N                    | ASSESSED VALUATION        | Transfer to Tax Title Liens or Foreclosed  |                 |
| Other Public Safety                    |                           | 1 Vacant Land 821 5.32                            | 412,150.00                | Balance Outstanding Dec. 31, 1969          | 77,105.00       |
| <b>PUBLIC WORKS</b>                    |                           | 2 Residential 1111 70.43                          | 5,457,800.00              | <b>PRIOR YEARS TAXES OUTSTANDING</b>       |                 |
| Streets and Drainage                   | 42,275.00                 | 3 Farm 90 5.93                                    | 459,750.00                | Balance January 1, 1969                    | 64,769.41       |
| Sewers and Sewage Processing           |                           | 4a Commercial 115 17.28                           | 1,338,750.00              | Collected in 1969                          | 57,404.86       |
| Garbage and Trash Disposal             | 36,000.00                 | 4b Industrial 6 .85                               | 66,000.00                 | Cancelled, Abated or Adjusted (1969)       |                 |
| Public Buildings and Grounds           | 7,532.32                  | 4c Apartments 1 .19                               | 15,100.00                 | Transfers to Tax Title Liens or Foreclosed |                 |
| Other Public Works                     |                           | Total 2144 100.00                                 | 7,749,550.00              | Balance December 31, 1969                  | 7,364.55        |
| <b>HEALTH and WELFARE</b>              |                           | <b>CAPITAL DEBT AUTHORIZED, DECEMBER 31, 1969</b> |                           | <b>TAX TITLE LIENS OUTSTANDING</b>         |                 |
| Health Services Except Environmental   | 1,935.00                  | ISSUED AND UNISSUED                               | GROSS DEBT                | Balance January 1, 1969                    | 43,399.53       |
| Welfare-Public Assistance              | 1,748.65                  | School  | 1,023,264                 | Transfers From Taxes                       |                 |
| Hospitals, Clinics, First Aid          |                           | Self-liquidating                                  |                           | Redeemed in 1969                           | 16,291.80       |
| Animal, Insect, & Rodent Control       |                           | Other   | 29,100                    | Cancelled, Abated or Adjusted (1969)       |                 |
| Other Welfare Services                 |                           | Total   | 1,052,364                 | Transfers to Foreclosed Property           |                 |
| <b>RECREATION and CONSERVATION</b>     |                           | ISSUED AND OUTSTANDING                            |                           | Balance December 31, 1969                  | 27,107.73       |
| Beaches and Boardwalks                 |                           | School  | 942,510.80                | <b>PROPERTY ACQUIRED BY DEED OR</b>        |                 |
| Parks, Playgrounds, Shade Trees        | 4,600.00                  | Self-Liquidating                                  |                           | <b>FORECLOSURE</b>                         |                 |
| Land Reclamation & Conservation        |                           | Other   | 29,100.00                 | Balance January 1, 1969                    | 6,538.00        |
| Other Recreational Services            | 298.75                    | Total   | 971,610.80                | Transfers From Taxes or Liens              |                 |
| <b>EDUCATION (excluding schools)</b>   |                           | <b>EQUALIZED VALUATION BASIS</b>                  |                           | Sale for Cash (1969)                       |                 |
| Libraries                              |                           | <b>FOR NET DEBT COMPUTATION</b>                   | 17,540,254.00             | Cancelled, Abated or Adjusted (1969)       |                 |
| Other Educational Services             | 4,000.00                  | 1969 CAPITAL OUTLAY                               | TOTAL 9,000.00            | Balance December 31, 1969                  | 6,538.00        |
| <b>STATUTORY EXPENDITURES</b>          |                           | Beaches and Boardwalks                            |                           | <b>CURRENT FINANCES DECEMBER 31, 1969</b>  |                 |
| Pensions & F.I.C.A.                    | 5,000.00                  | Parks and Playgrounds                             |                           | <b>ASSETS</b>                              |                 |
| Employee Fringe Benefits               |                           | Public Buildings and Grounds                      |                           | Cash Dec. 31, 1969                         | 407,773.12      |
| Other Statutory Expenditures           |                           | Vehicular Equipment                               |                           | Taxes Receivable                           | 84,469.55       |
| <b>MUNICIPAL FUNCTIONS</b>             | <b>TOTAL</b> 213,240.00   | Streets, Roads, Sidewalks, Storm Sewers           | 9,000.00                  | Tax Title Liens                            | 27,107.73       |
| <b>CAPITAL IMPROVEMENTS</b>            | 14,000.00                 | Sewer System                                      |                           | Foreclosed Property                        | 6,538.00        |
| <b>DEBT SERVICE</b>                    |                           | Water Service                                     |                           | Emergencies & Other Deferred Charges       | 14,044.45       |
| Principal Payments                     | 4,400.00                  | Other Utilities                                   |                           | State Aid Receivable                       | 8,000.00        |
| Interest Payments                      | 2,320.00                  | Hospitals and Clinics                             |                           | Other Receivables                          | 2,960.68        |
| <b>DEFERRED CHARGES</b>                | 4,700.00                  | Garbage and Trash Disposal Facilities             |                           | Total                                      | 550,893.53      |
| SCHOOL, COUNTY, SPECIAL DISTRICT TAXES | 728,925.16                | Health Equipment                                  |                           | <b>LIABILITIES</b>                         |                 |
| RESERVE FOR UNCOLLECTED TAXES          | 112,873.45                | Library and Education Facilities                  |                           | Cash Liabilities                           | 292,191.38      |
|  |                           | Conservation and Recreation                       |                           | Reserves for Receivables                   | 121,075.96      |
| <b>EXPENDITURES</b>                    | <b>TOTAL</b> 1,080,458.61 | Other Expenditures                                |                           | Surplus Dec. 31, 1969                      | 137,626.19      |
|  |                           |   |                           | <b>Total</b>                               | 550,893.53      |



1614  
Population 1960 29,353  
Population 1969 47,580  
S & P Rating BBB  
Moody Rating BAA  
Land Area 24.50 Sq. Miles

WAYNE TWP - PASSAIC COUNTY  
Net Valuation Taxable 376,988,904  
State Equalized Value 506,841,763  
Net Valuation on Which County Taxes are apportioned: 534,231,390  
State Equalization Ratio .7438  
General Tax Rate Per \$100. 3.89  
State Equalized General Tax Rate: 2.89

PER CAPITA:  
Gross Debt 901.45  
Net Debt 193.59  
Debt Service 5.91  
Total Tax Levy 310.89  
Municipal Expenditures 100.72

PER CENT:  
Gross Debt 9.01  
Net Debt 1.94  
Tax Levy Collected 97.28  
Tax Levy Cancelled, Abated or Adjusted .64

| 1969 EXPENDITURES                      |               | 1969 REVENUES                                     |                | 1969 PROPERTY TAX                          |                    |
|--|---------------|---|----------------|--|--------------------|
| GENERAL GOVERNMENT                     |               |   |                | STATE EQUALIZED TAX RATE                   |                    |
| Governing Body & Public Boards         | 12,750.00     | 1969 — Property Taxes Collected                   | 14,399,235.24  | Local District School Taxes                | 1.76 8,917,456.50  |
| Municipal Clerk                        |               | 1969 Payments in Lieu of Taxes                    |                | Regional & Consolidated School Tax         |                    |
| Financial Administration               | 127,499.00    | Delinquent Tax & Lien Collections                 | 221,706.11     | School Taxes in Municipal Budget           |                    |
| Assessment of Taxes                    | 44,411.00     | Business Personalty Replacement Taxes             | 307,354.00     | County Taxes                               | .62 3,161,976.21   |
| Collection of Taxes                    | 83,176.00     | Taxes from Public Utilities                       | 616,616.45     | County Library Taxes                       |                    |
| Planning, Housing & Development        | 73,321.00     | Other Miscellaneous Tax Revenues                  |                | Local Municipal Purpose Taxes              | .46 2,342,356.98   |
| Human Resources                        | 5,000.00      | State Aid Revenues                                | 157,724.48     | Veteran & Senior Citizen Taxes             | .05 241,990.00     |
| Elections                              |               | Federal Aid Revenues                              | 33,360.00      | Total Taxes for Rate Computation           | 2.89 14,663,779.69 |
| General Administration (other)         | 302,433.00    | Sale of Acquired Property                         | 3,881.30       | Special District Taxes                     |                    |
| JUDICIARY                              |               | Other Miscellaneous Revenues                      | 459,725.22     | Bank Stock Taxes                           |                    |
| Municipal Courts                       | 34,620.00     | 1969 Revenues                                     | 16,199,602.80  | Added and Omitted Taxes                    |                    |
| PUBLIC SAFETY                          |               | Prior Years Surplus Appropriated                  | 810,000.00     | Total Taxes Levied - ABSTRACT              | 14,792,243.03      |
| Fire Protection                        | 173,900.00    | REVENUES  | 17,009,602.80  | TOTAL TAXES BILLED                         | 14,801,609.85      |
| Police Protection                      | 938,423.00    |   |                | 1969 TAXES COLLECTED                       | 14,399,235.24      |
| Civil Defense & Disaster Control       | 5,000.00      | 1969 REAL PROPERTY VALUATIONS                     |                | 1969 Taxes Cancelled, Abated or Adjusted   | 94,370.99          |
| Environmental Inspection & Control     | 73,845.00     | Code Class # of Parcels %VAL'N ASSESSED VALUATION |                | Transfer to Tax Title Liens or Foreclosed  | 54,082.42          |
| Other Public Safety                    |               | 1 Vacant Land 1574 6.76 25,181,000.00             |                | Balance Outstanding Dec. 31, 1969          | 253,921.20         |
| PUBLIC WORKS                           |               | 2 Residential 10896 66.94 249,320,400.00          |                | PRIOR YEARS TAXES OUTSTANDING              |                    |
| Streets and Drainage                   | 578,487.00    | 3 Farm 54 .37 1,360,200.00                        |                | Balance January 1, 1969                    | 303,507.34         |
| Sewers and Sewage Processing           |               | 4a Commercial 253 12.40 46,174,100.00             |                | Collected in 1969                          | 213,064.32         |
| Garbage and Trash Disposal             |               | 4b Industrial 98 8.78 32,720,800.00               |                | Cancelled, Abated or Adjusted (1969)       | 33,032.92          |
| Public Buildings and Grounds           | 124,304.00    | 4c Apartments 13 4.75 17,710,200.00               |                | Transfers to Tax Title Liens or Foreclosed | 23,430.96          |
| Other Public Works                     |               | Total 12888 100.00 372,466,700.00                 |                | Balance December 31, 1969                  | 33,979.14          |
| HEALTH and WELFARE                     |               | CAPITAL DEBT AUTHORIZED, DECEMBER 31, 1969        |                | TAX TITLE LIENS OUTSTANDING                |                    |
| Health Services Except Environmental   | 122,700.00    | ISSUED AND UNISSUED                               |                | Balance January 1, 1969                    | 50,243.54          |
| Welfare-Public Assistance              | 13,500.00     | School 23,836,000                                 | 4,802,798      | Transfers From Taxes                       | 78,492.44          |
| Hospitals, Clinics, First Aid          | 3,000.00      | Self-liquidating 14,557,450                       |                | Redeemed in 1969                           | 8,641.79           |
| Animal, Insect, & Rodent Control       | 7,500.00      | Other 4,497,475                                   | 4,408,038      | Cancelled, Abated or Adjusted (1969)       |                    |
| Other Welfare Services                 |               | Total 42,890,925                                  | 9,210,836      | Transfers to Foreclosed Property:          |                    |
| RECREATION and CONSERVATION            |               | ISSUED AND OUTSTANDING                            |                | Balance December 31, 1969                  | 120,094.19         |
| Beaches and Boardwalks                 |               | School 13,021,000.00                              |                | PROPERTY ACQUIRED BY DEED OR               |                    |
| Parks, Playgrounds, Shade Trees        | 277,630.00    | Self-Liquidating 14,002,200.00                    |                | FORECLOSURE                                |                    |
| Land Reclamation & Conservation        | 33,360.00     | Other 3,739,000.00                                |                | Balance January 1, 1969                    | 161,596.00         |
| Other Recreational Services            |               | Total 30,762,200.00                               |                | Transfers From Taxes or Liens              |                    |
| EDUCATION (excluding schools)          |               | EQUALIZED VALUATION BASIS                         |                | Sale for Cash (1969)                       | 3,881.30           |
| Libraries                              | 229,606.00    | FOR NET DEBT COMPUTATION                          | 475,830,039.33 | Cancelled, Abated or Adjusted (1969)       |                    |
| Other Educational Services             | 12,105.00     | 1969 CAPITAL OUTLAY                               | 2,049,824.21   | Balance December 31, 1969                  | 157,714.70         |
| STATUTORY EXPENDITURES                 |               | Beaches and Boardwalks                            |                | CURRENT FINANCES DECEMBER 31, 1969         |                    |
| Pensions & F.I.C.A.                    | 245,500.00    | Parks and Playgrounds                             | 492,909.23     | ASSETS                                     |                    |
| Employee Fringe Benefits               | 167,400.00    | Public Buildings and Grounds                      | 15,669.33      | Cash Dec. 31, 1969                         | 1,327,807.19       |
| Other Statutory Expenditures           |               | Vehicular Equipment                               |                | Taxes Receivable                           | 287,900.34         |
| MUNICIPAL FUNCTIONS                    |               | Streets, Roads, Sidewalks, Storm Sewers           | 309,366.29     | Tax Title Liens                            | 120,094.19         |
| CAPITAL IMPROVEMENTS                   | 30,000.00     | Sewer System                                      | 467,570.29     | Foreclosed Property                        | 157,714.70         |
| DEBT SERVICE                           |               | Water Service                                     | 703,359.07     | Emergencies & Other Deferred Charges       | 109,240.00         |
| Principal Payments                     | 170,000.00    | Other Utilities                                   |                | State Aid Receivable                       | 163,016.00         |
| Interest Payments                      | 111,115.25    | Hospitals and Clinics                             |                | Other Receivables                          | 44,605.18          |
| DEFERRED CHARGES                       | 59,124.85     | Garbage and Trash Disposal Facilities             |                | Total                                      | 2,210,377.60       |
| SCHOOL, COUNTY, SPECIAL DISTRICT TAXES | 12,084,559.65 | Health Equipment                                  |                | LIABILITIES                                |                    |
| RESERVE FOR UNCOLLECTED TAXES          | 732,723.20    | Library and Education Facilities                  |                | Cash Liabilities                           | 640,567.00         |
|  |               | Conservation and Recreation                       |                | Reserves for Receivables                   | 610,314.41         |
| EXPENDITURES                           |               | Other Expenditures                                | 60,950.00      | Surplus Dec. 31, 1969                      | 959,496.19         |
| TOTAL                                  | 16,876,992.95 |   |                | Total                                      | 2,210,377.60       |

0911  
Population 1960 13,504  
Population 1969 13,170  
Moody Rating A  
Land Area .70 Sq. Miles

# WEEHAWKEN TWP

Net Valuation Taxable 66,642,287  
State Equalized Value 75,234,011  
Net Valuation on Which County Taxes  
are apportioned: 92,531,369  
State Equalization Ratio .8858

# - HUDSON

# COUNTY

General Tax Rate Per \$100. 4.65  
State Equalized  
General Tax Rate: 4.11

# PER CAPITA:

Gross Debt 60.06  
Net Debt 36.83  
Debt Service 7.10  
Total Tax Levy 234.34  
Municipal Expenditures 183.97

# PER CENT:

Gross Debt .81  
Net Debt .50  
Tax Levy Collected 94.12  
Tax Levy Cancelled, Abated  
or Adjusted 1.37

| 1969 EXPENDITURES                      |                     | 1969 REVENUES                         |                     | 1969 PROPERTY TAX                          |                     |
|--|---------------------|---------------------------------------|---------------------|--|---------------------|
| <b>GENERAL GOVERNMENT</b>              |                     | 1969 — Property Taxes Collected       |                     | <b>STATE EQUALIZED TAX RATE</b>            |                     |
| Governing Body & Public Boards         |                     |                                       | 2,904,872.05        | Local District School Taxes                | 2.17                |
| Municipal Clerk                        |                     | 1969 Payments in Lieu of Taxes        |                     | Regional & Consolidated School Tax         |                     |
| Financial Administration               | 48,600.00           | Delinquent Tax & Lien Collections     | 104,876.12          | School Taxes in Municipal Budget           | .05                 |
| Assessment of Taxes                    | 10,050.00           | Business Personalty Replacement Taxes | 386,022.00          | County Taxes                               | 1.34                |
| Collection of Taxes                    | 11,900.00           | Taxes from Public Utilities           | 120,842.62          | County Library Taxes                       |                     |
| Planning, Housing & Development        | 250.00              | Other Miscellaneous Tax Revenues      | 1,208,554.34        | Local Municipal Purpose Taxes              | .51                 |
| Human Resources                        |                     | State Aid Revenues                    | 78,069.44           | Veteran & Senior Citizen Taxes             | .05                 |
| Elections                              | 3,470.00            | Federal Aid Revenues                  |                     | Total Taxes for Rate Computation           | 4.12                |
| General Administration (other)         | 104,500.00          | Sale of Acquired Property             | 15,100.00           | Special District Taxes                     |                     |
| <b>JUDICIARY</b>                       |                     | Other Miscellaneous Revenues          | 101,418.63          | Bank Stock Taxes                           |                     |
| Municipal Courts                       | 18,980.00           | 1969 Revenues                         | 4,919,755.20        | Added and Omitted Taxes                    |                     |
| <b>PUBLIC SAFETY</b>                   |                     | Prior Years Surplus Appropriated      | 50,000.00           | Total Taxes Levied - ABSTRACT              | 3,086,293.51        |
| Fire Protection                        | 525,835.00          | <b>REVENUES</b>                       | <b>4,969,755.20</b> | <b>TOTAL TAXES BILLED</b>                  | <b>3,086,293.51</b> |
| Police Protection                      | 468,210.00          |                                       |                     | <b>1969 TAXES COLLECTED</b>                | <b>2,904,872.05</b> |
| Civil Defense & Disaster Control       | 500.00              |                                       |                     | 1969 Taxes Cancelled, Abated or Adjusted   | 42,291.01           |
| Environmental Inspection & Control     | 3,400.00            |                                       |                     | Transfer to Tax Title Liens or Foreclosed  | 49,918.57           |
| Other Public Safety                    |                     |                                       |                     | Balance Outstanding Dec. 31, 1969          | 89,211.88           |
| <b>PUBLIC WORKS</b>                    |                     |                                       |                     | <b>PRIOR YEARS TAXES OUTSTANDING</b>       |                     |
| Streets and Drainage                   | 203,895.00          |                                       |                     | Balance January 1, 1969                    | 115,425.87          |
| Sewers and Sewage Processing           | 70,720.00           |                                       |                     | Collected in 1969                          | 104,876.12          |
| Garbage and Trash Disposal             | 108,920.00          |                                       |                     | Cancelled, Abated or Adjusted (1969)       | 2,350.32            |
| Public Buildings and Grounds           | 33,815.00           |                                       |                     | Transfers to Tax Title Liens or Foreclosed |                     |
| Other Public Works                     |                     |                                       |                     | Balance December 31, 1969                  | 8,199.43            |
| <b>HEALTH and WELFARE</b>              |                     |                                       |                     | <b>TAX TITLE LIENS OUTSTANDING</b>         |                     |
| Health Services Except Environmental   | 6,000.00            |                                       |                     | Balance January 1, 1969                    | 206,933.70          |
| Welfare-Public Assistance              | 35,800.00           |                                       |                     | Transfers From Taxes                       | 49,918.57           |
| Hospitals, Clinics, First Aid          |                     |                                       |                     | Redeemed in 1969                           |                     |
| Animal, Insect, & Rodent Control       |                     |                                       |                     | Cancelled, Abated or Adjusted (1969)       |                     |
| Other Welfare Services                 |                     |                                       |                     | Transfers to Foreclosed Property:          |                     |
| <b>RECREATION and CONSERVATION</b>     |                     |                                       |                     | Balance December 31, 1969                  | 256,852.27          |
| Beaches and Boardwalks                 |                     |                                       |                     | <b>PROPERTY ACQUIRED BY DEED OR</b>        |                     |
| Parks, Playgrounds, Shade Trees        | 54,625.00           |                                       |                     | <b>FORECLOSURE</b>                         |                     |
| Land Reclamation & Conservation        |                     |                                       |                     | Balance January 1, 1969                    | 53,300.00           |
| Other Recreational Services            | 33,250.00           |                                       |                     | Transfers From Taxes or Liens              |                     |
| <b>EDUCATION (excluding schools)</b>   |                     |                                       |                     | Sale for Cash (1969)                       | 15,100.00           |
| Libraries                              | 25,000.00           |                                       |                     | Cancelled, Abated or Adjusted (1969)       |                     |
| Other Educational Services             |                     |                                       |                     | Balance December 31, 1969                  | 38,200.00           |
| <b>STATUTORY EXPENDITURES</b>          |                     |                                       |                     | <b>CURRENT FINANCES DECEMBER 31, 1969</b>  |                     |
| Pensions & F.I.C.A.                    | 270,345.00          |                                       |                     | <b>ASSETS</b>                              |                     |
| Employee Fringe Benefits               | 38,000.00           |                                       |                     | Cash Dec. 31, 1969                         | 1,071,420.04        |
| Other Statutory Expenditures           |                     |                                       |                     | Taxes Receivable                           | 97,411.31           |
| <b>MUNICIPAL FUNCTIONS</b>             |                     |                                       |                     | Tax Title Liens                            | 256,852.27          |
| <b>CAPITAL IMPROVEMENTS</b>            |                     |                                       |                     | Foreclosed Property                        | 38,200.00           |
| <b>DEBT SERVICE</b>                    |                     |                                       |                     | Emergencies & Other Deferred Charges       | 4,559.68            |
| Principal Payments                     | 67,000.00           |                                       |                     | State Aid Receivable                       | 229,146.52          |
| Interest Payments                      | 26,557.25           |                                       |                     | Other Receivables                          | 12,582.89           |
| <b>TYPE I SCHL DEBT *MEMO</b>          |                     |                                       |                     | Total                                      | 1,710,172.71        |
| DEFERRED CHARGES                       | 20,079.05           |                                       |                     | <b>LIABILITIES</b>                         |                     |
| SCHOOL, COUNTY, SPECIAL DISTRICT TAXES | 2,678,606.15        |                                       |                     | Cash Liabilities                           | 290,240.14          |
| RESERVE FOR UNCOLLECTED TAXES          | 232,171.29          |                                       |                     | Reserves for Receivables                   | 405,046.47          |
| <b>EXPENDITURES</b>                    |                     |                                       |                     | Surplus Dec. 31, 1969                      | 1,014,886.10        |
| <b>TOTAL</b>                           | <b>5,101,478.74</b> |                                       |                     | Total                                      | <b>1,710,172.71</b> |

\* ABOVE DEBT SERVICE INCLUDES TYPE I SCHOOL DEBT

|                         |   |                                   |  |  |                              |  |
|-------------------------|---|-----------------------------------|--|--|------------------------------|--|
| 0819                    | WENONAH BORO  | - GLOUCESTER COUNTY               |  |  | PER CAPITA:                  | PER CENT:                                  |
| Population 1960 2,100   | Net Valuation Taxable 3,294,079                                 |                                   |  |  | Gross Debt 245.39            | Gross Debt 5.19                            |
| Population 1969 2,600   | State Equalized Value 13,282,576                                | General Tax Rate Per \$100. 13.48 |  |  | Net Debt 6.89                | Net Debt .15                               |
|                         | Net Valuation on Which County Taxes are apportioned: 12,157,315 | State Equalized                   |  |  | Debt Service                 | Tax Levy Collected 98.45                   |
| Moody Rating            | State Equalization Ratio .2480                                  | General Tax Rate: 3.34            |  |  | Total Tax Levy 168.26        | Tax Levy Cancelled, Abated or Adjusted .04 |
| Land Area 1.08 Sq Miles |   |                                   |  |  | Municipal Expenditures 55.06 |  |

| 1969 EXPENDITURES                                 |  | 1969 REVENUES                                  |       | 1969 PROPERTY TAX                                 |            |
|---|--|--|-------|---|------------|
| GENERAL GOVERNMENT                                |  | 1969 — Property Taxes Collected 430,914.77     |       | STATE EQUALIZED TAX RATE                          |            |
| Governing Body & Public Boards                    |  | 1969 Payments in Lieu of Taxes                 |       | Local District School Taxes .85                   | 112,739.75 |
| Municipal Clerk 2,300.00                          |  | Delinquent Tax & Lien Collections 8,134.90     |       | Regional & Consolidated School Tax 1.27           | 168,568.88 |
| Financial Administration 7,625.30                 |  | Business Personalty Replacement Taxes 2,440.00 |       | School Taxes in Municipal Budget                  |            |
| Assessment of Taxes 1,760.00                      |  | Taxes from Public Utilities 22,492.29          |       | County Taxes .55                                  | 72,990.72  |
| Collection of Taxes 6,996.65                      |  | Other Miscellaneous Tax Revenues               |       | County Library Taxes                              |            |
| Planning, Housing & Development 451.50            |  | State Aid Revenues 22,110.99                   |       | Local Municipal Purpose Taxes .56                 | 74,890.09  |
| Human Resources                                   |  | Federal Aid Revenues                           |       | Veteran & Senior Citizen Taxes .11                | 14,650.00  |
| Elections 397.11                                  |  | Sale of Acquired Property                      |       | Total Taxes for Rate Computation 3.34             | 443,839.44 |
| General Administration (other) 5,704.45           |  | Other Miscellaneous Revenues 13,142.79         |       | Special District Taxes                            |            |
| JUDICIARY   |  | 1969 Revenues 499,235.74                       | Total | Bank Stock Taxes 309.91                           |            |
| Municipal Courts 691.50                           |  | Prior Years Surplus Appropriated 13,000.00     |       | Added and Omitted Taxes 7,969.24                  |            |
| PUBLIC SAFETY                                     |  | REVENUES TOTAL 512,235.74                      |       | Total Taxes Levied - ABSTRACT 437,468.59          |            |
| Fire Protection 5,950.00                          |  |  |       | TOTAL TAXES BILLED 437,721.00                     |            |
| Police Protection 29,500.00                       |  |  |       | 1969 TAXES COLLECTED 430,914.77                   |            |
| Civil Defense & Disaster Control 249.70           |  |  |       | 1969 Taxes Cancelled, Abated or Adjusted 184.80   |            |
| Environmental Inspection & Control 707.00         |  |  |       | Transfer to Tax Title Liens or Foreclosed 53.92   |            |
| Other Public Safety                               |  |  |       | Balance Outstanding Dec. 31, 1969 6,567.51        |            |
| PUBLIC WORKS                                      |  |  |       | PRIOR YEARS TAXES OUTSTANDING                     |            |
| Streets and Drainage 30,650.00                    |  |  |       | Balance January 1, 1969 8,063.98                  |            |
| Sewers and Sewage Processing                      |  |  |       | Collected in 1969 7,218.78                        |            |
| Garbage and Trash Disposal 3,500.00               |  |  |       | Cancelled, Abated or Adjusted (1969)              |            |
| Public Buildings and Grounds 1,000.00             |  |  |       | Transfers to Tax Title Liens or Foreclosed 845.20 |            |
| Other Public Works                                |  |  |       | Balance December 31, 1969                         |            |
| HEALTH and WELFARE                                |  |  |       | TAX TITLE LIENS OUTSTANDING                       |            |
| Health Services Except Environmental 550.20       |  |  |       | Balance January 1, 1969 109.57                    |            |
| Welfare-Public Assistance 300.00                  |  |  |       | Transfers From Taxes 1,053.18                     |            |
| Hospitals, Clinics, First Aid                     |  |  |       | Redeemed in 1969 916.12                           |            |
| Animal, Insect, & Rodent Control 796.10           |  |  |       | Cancelled, Abated or Adjusted (1969)              |            |
| Other Welfare Services                            |  |  |       | Transfers to Foreclosed Property:                 |            |
| RECREATION and CONSERVATION                       |  |  |       | Balance December 31, 1969 246.63                  |            |
| Beaches and Boardwalks                            |  |  |       | PROPERTY ACQUIRED BY DEED OR                      |            |
| Parks, Playgrounds, Shade Trees 3,467.75          |  |  |       | FORECLOSURE                                       |            |
| Land Reclamation & Conservation                   |  |  |       | Balance January 1, 1969 1,950.00                  |            |
| Other Recreational Services 200.00                |  |  |       | Transfers From Taxes or Liens                     |            |
| EDUCATION (excluding schools)                     |  |  |       | Sale for Cash (1969)                              |            |
| Libraries 3,050.00                                |  |  |       | Cancelled, Abated or Adjusted (1969)              |            |
| Other Educational Services                        |  |  |       | Balance December 31, 1969 1,950.00                |            |
| STATUTORY EXPENDITURES                            |  |  |       | CURRENT FINANCES DECEMBER 31, 1969                |            |
| Pensions & F.I.C.A. 4,429.00                      |  |  |       | ASSETS  |            |
| Employee Fringe Benefits 776.00                   |  |  |       | Cash Dec. 31, 1969 144,210.01                     |            |
| Other Statutory Expenditures                      |  |  |       | Taxes Receivable 6,567.51                         |            |
| MUNICIPAL FUNCTIONS TOTAL 111,052.26              |  |  |       | Tax Title Liens 246.63                            |            |
| CAPITAL IMPROVEMENTS 15,111.11                    |  |  |       | Foreclosed Property 1,950.00                      |            |
| DEBT SERVICE                                      |  |  |       | Emergencies & Other Deferred Charges              |            |
| Principal Payments                                |  |  |       | State Aid Receivable 10,704.09                    |            |
| Interest Payments                                 |  |  |       | Other Receivables 115.38                          |            |
| DEFERRED CHARGES 4,000.00                         |  |  |       | Total 163,793.62                                  |            |
| SCHOOL, COUNTY, SPECIAL DISTRICT TAXES 354,299.35 |  |  |       | LIABILITIES                                       |            |
| RESERVE FOR UNCOLLECTED TAXES 13,004.88           |  |  |       | Cash Liabilities 95,143.31                        |            |
| EXPENDITURES TOTAL 497,467.60                     |  |  |       | Reserves for Receivables 8,879.52                 |            |
|   |  |  |       | Surplus Dec. 31, 1969 59,770.79                   |            |
|   |  |  |       | Total 163,793.62                                  |            |

0337  
Population 1960 1,114  
Population 1969 2,190  
  
Moody Rating  
Land Area 11.01 Sq. Miles

WESTAMPTON TWP - BURLINGTON COUNTY  
Net Valuation Taxable 13,544,735  
State Equalized Value 15,568,660  
Net Valuation on Which County Taxes  
are apportioned: 15,814,575  
State Equalization Ratio .8700  
General Tax Rate Per \$100. 4.84  
State Equalized  
General Tax Rate: 4.21

PER CAPITA:  
Gross Debt 474.37  
Net Debt 118.68  
Debt Service  
Total Tax Levy 297.74  
Municipal Expenditures 108.38

PER CENT:  
Gross Debt 7.21  
Net Debt 1.80  
Tax Levy Collected 94.56  
Tax Levy Cancelled, Abated  
or Adjusted .12

| 1969 EXPENDITURES                      |            | 1969 REVENUES                              |            | 1969 PROPERTY TAX                          |            |
|--|------------|--|------------|--|------------|
| GENERAL GOVERNMENT                     |            | 1969 — Property Taxes Collected 618,286.12 |            | STATE EQUALIZED TAX RATE                   |            |
| Governing Body & Public Boards         |            | 1969 Payments in Lieu of Taxes             | 22,979.46  | Local District School Taxes 2.15           | 334,973.50 |
| Municipal Clerk                        | 4,400.00   | Delinquent Tax & Lien Collections          | 20,271.00  | Regional & Consolidated School Tax 1.32    | 204,904.17 |
| Financial Administration               | 15,200.00  | Business Personalty Replacement Taxes      | 71,908.88  | School Taxes in Municipal Budget           |            |
| Assessment of Taxes                    | 2,800.00   | Taxes from Public Utilities                | 7,938.13   | County Taxes .59                           | 91,383.66  |
| Collection of Taxes                    | 950.00     | Other Miscellaneous Tax Revenues           |            | County Library Taxes .03                   | 4,054.48   |
| Planning, Housing & Development        |            | State Aid Revenues                         |            | Local Municipal Purpose Taxes              |            |
| Human Resources                        |            | Federal Aid Revenues                       |            | Veteran & Senior Citizen Taxes .12         | 19,260.00  |
| Elections                              |            | Sale of Acquired Property                  | 60,381.41  | Total Taxes for Rate Computation 4.21      | 654,575.81 |
| General Administration (other)         | 15,250.00  | Other Miscellaneous Revenues               | 801,765.00 | Special District Taxes                     |            |
| JUDICIARY                              |            | 1969 Revenues Total                        | 64,000.00  | Bank Stock Taxes                           | 407.32     |
| Municipal Courts                       | 6,750.00   | Prior Years Surplus Appropriated           | 865,765.00 | Added and Omitted Taxes                    | 16,325.32  |
| PUBLIC SAFETY                          |            | REVENUES TOTAL                             |            | Total Taxes Levied - ABSTRACT              | 652,048.45 |
| Fire Protection                        | 14,961.00  |  |            | TOTAL TAXES BILLED                         | 653,868.45 |
| Police Protection                      | 15,600.00  |  |            | 1969 TAXES COLLECTED                       | 618,286.12 |
| Civil Defense & Disaster Control       | 50.00      |  |            | 1969 Taxes Cancelled, Abated or Adjusted   | 807.16     |
| Environmental Inspection & Control     | 1,150.00   |  |            | Transfer to Tax Title Liens or Foreclosed  | 1,742.40   |
| Other Public Safety                    |            |  |            | Balance Outstanding Dec. 31, 1969          | 33,032.77  |
| PUBLIC WORKS                           |            |  |            | PRIOR YEARS TAXES OUTSTANDING              |            |
| Streets and Drainage                   | 26,724.44  |  |            | Balance January 1, 1969                    | 29,266.72  |
| Sewers and Sewage Processing           | 35,400.00  |  |            | Collected in 1969                          | 22,822.94  |
| Garbage and Trash Disposal             | 3,900.00   |  |            | Cancelled, Abated or Adjusted (1969)       |            |
| Public Buildings and Grounds           | 1,300.00   |  |            | Transfers to Tax Title Liens or Foreclosed | 827.03     |
| Other Public Works                     |            |  |            | Balance December 31, 1969                  | 5,616.75   |
| HEALTH and WELFARE                     |            |  |            | TAX TITLE LIENS OUTSTANDING                |            |
| Health Services Except Environmental   | 1,420.00   |  |            | Balance January 1, 1969                    | 3,247.39   |
| Welfare-Public Assistance              | 1,550.00   |  |            | Transfers From Taxes                       | 2,680.47   |
| Hospitals, Clinics, First Aid          |            |  |            | Redeemed in 1969                           | 156.52     |
| Animal, Insect, & Rodent Control       |            |  |            | Cancelled, Abated or Adjusted (1969)       |            |
| Other Welfare Services                 |            |  |            | Transfers to Foreclosed Property           | 5,771.34   |
| RECREATION and CONSERVATION            |            |  |            | Balance December 31, 1969                  |            |
| Beaches and Boardwalks                 |            |  |            | PROPERTY ACQUIRED BY DEED OR               |            |
| Parks, Playgrounds, Shade Trees        |            |  |            | FORECLOSURE                                | 750.00     |
| Land Reclamation & Conservation        |            |  |            | Balance January 1, 1969                    |            |
| Other Recreational Services            |            |  |            | Transfers From Taxes or Liens              |            |
| EDUCATION (excluding schools)          |            |  |            | Sale for Cash (1969)                       |            |
| Libraries                              |            |  |            | Cancelled, Abated or Adjusted (1969)       |            |
| Other Educational Services             | 20,000.00  |  |            | Balance December 31, 1969                  | 750.00     |
| STATUTORY EXPENDITURES                 |            |  |            | CURRENT FINANCES DECEMBER 31, 1969         |            |
| Pensions & F.I.C.A.                    | 1,500.00   |  |            | ASSETS                                     |            |
| Employee Fringe Benefits               | 900.00     |  |            | Cash Dec. 31, 1969                         | 428,137.33 |
| Other Statutory Expenditures           |            |  |            | Taxes Receivable                           | 38,649.52  |
| MUNICIPAL FUNCTIONS                    |            |  |            | Tax Title Liens                            | 5,771.34   |
| CAPITAL IMPROVEMENTS                   | 6,000.00   |  |            | Foreclosed Property                        | 750.00     |
| DEBT SERVICE                           |            |  |            | Emergencies & Other Deferred Charges       | 13,000.00  |
| Principal Payments                     |            |  |            | State Aid Receivable                       | 6,653.04   |
| Interest Payments                      |            |  |            | Other Receivables                          | 6,803.68   |
| DEFERRED CHARGES                       | 1,242.01   |  |            | Total                                      | 499,764.91 |
| SCHOOL, COUNTY, SPECIAL DISTRICT TAXES | 635,315.81 |  |            | LIABILITIES                                |            |
| RESERVE FOR UNCOLLECTED TAXES          | 60,300.00  |  |            | Cash Liabilities                           | 323,156.86 |
| EXPENDITURES TOTAL                     | 872,663.26 |  |            | Reserves for Receivables                   | 51,974.54  |
|  |            |  |            | Surplus Dec. 31, 1969                      | 124,633.51 |
|  |            |  |            | Total                                      | 499,764.91 |

|                 |                        |                                     |            |                             |      |                        |                            |
|-----------------|------------------------|-------------------------------------|------------|-----------------------------|------|------------------------|----------------------------|
| <b>1026</b>     | <b>WEST AMWELL TWP</b> | <b>- HUNTERDON COUNTY</b>           |            |                             |      | <b>PER CAPITA:</b>     | <b>PER CENT:</b>           |
| Population 1960 | 1,683                  | Net Valuation Taxable               | 16,014,216 |                             |      | Gross Debt             | 238.55                     |
| Population 1969 | 2,210                  | State Equalized Value               | 22,254,330 | General Tax Rate Per \$100. | 3.21 | Net Debt               |                            |
|                 |                        | Net Valuation on Which County Taxes |            |                             |      | Debt Service           | .01                        |
| Moody Rating    |                        | are apportioned:                    | 20,772,455 | State Equalized             |      | Total Tax Levy         | 228.32                     |
| Land Area       | 21.90 Sq. Miles        | State Equalization Ratio            | .7196      | General Tax Rate:           | 2.30 | Municipal Expenditures | 101.67                     |
|                 |                        |                                     |            |                             |      |                        | Gross Debt                 |
|                 |                        |                                     |            |                             |      |                        | Net Debt                   |
|                 |                        |                                     |            |                             |      |                        | Tax Levy Collected         |
|                 |                        |                                     |            |                             |      |                        | Tax Levy Cancelled, Abated |
|                 |                        |                                     |            |                             |      |                        | or Adjusted                |

| 1969 EXPENDITURES                      |                   | 1969 REVENUES                          |               | 1969 PROPERTY TAX                          |                 |
|--|-------------------|--|---------------|--|-----------------|
| <b>GENERAL GOVERNMENT</b>              |                   | <b>1969 — Property Taxes Collected</b> |               | <b>STATE EQUALIZED TAX RATE</b>            |                 |
| Governing Body & Public Boards         |                   | 1969 Payments in Lieu of Taxes         | 450,374.02    | Local District School Taxes                | .91 201,504.00  |
| Municipal Clerk                        |                   | Delinquent Tax & Lien Collections      | 116,517.34    | Regional & Consolidated School Tax         | .82 182,652.58  |
| Financial Administration               | 7,150.00          | Business Personalty Replacement Taxes  | 7,047.00      | School Taxes in Municipal Budget           |                 |
| Assessment of Taxes                    | 5,100.00          | Taxes from Public Utilities            | 48,930.55     | County Taxes                               | .40 89,870.77   |
| Collection of Taxes                    | 4,900.00          | Other Miscellaneous Tax Revenues       |               | County Library Taxes                       | .02 3,526.74    |
| Planning, Housing & Development        | 1,700.00          | State Aid Revenues                     | 14,958.65     | Local Municipal Purpose Taxes              | .11 24,859.32   |
| Human Resources                        |                   | Federal Aid Revenues                   |               | Veteran & Senior Citizen Taxes             | .05 11,320.00   |
| Elections                              |                   | Sale of Acquired Property              | 3,300.00      | Total Taxes for Rate Computation           | 2.31 513,733.41 |
| General Administration (other)         | 14,450.00         | Other Miscellaneous Revenues           | 20,382.46     | Special District Taxes                     |                 |
| <b>JUDICIARY</b>                       |                   | 1969 Revenues                          | 661,510.02    | Bank Stock Taxes                           |                 |
| Municipal Courts                       | 1,550.00          | Prior Years Surplus Appropriated       | 60,000.00     | Added and Omitted Taxes                    | 2,181.29        |
| <b>PUBLIC SAFETY</b>                   |                   | <b>REVENUES</b>                        | <b>TOTAL</b>  | Total Taxes Levied - ABSTRACT              | 504,594.70      |
| Fire Protection                        | 2,500.00          |  | 721,510.02    | <b>TOTAL TAXES BILLED</b>                  | 504,979.14      |
| Police Protection                      | 8,280.00          |  |               | <b>1969 TAXES COLLECTED</b>                | 450,374.02      |
| Civil Defense & Disaster Control       | 50.00             |  |               | 1969 Taxes Cancelled, Abated or Adjusted   | 2,605.14        |
| Environmental Inspection & Control     | 1,400.00          |  |               | Transfer to Tax Title Liens or Foreclosed  | 48.17           |
| Other Public Safety                    |                   |  |               | Balance Outstanding Dec. 31, 1969          | 51,951.81       |
| <b>PUBLIC WORKS</b>                    |                   |  |               | <b>PRIOR YEARS TAXES OUTSTANDING</b>       |                 |
| Streets and Drainage                   | 51,575.00         |  |               | Balance January 1, 1969                    | 160,749.55      |
| Sewers and Sewage Processing           |                   |  |               | Collected in 1969                          | 100,454.13      |
| Garbage and Trash Disposal             | 2,600.00          |  |               | Cancelled, Abated or Adjusted (1969)       | 46,439.67       |
| Public Buildings and Grounds           | 2,850.00          |  |               | Transfers to Tax Title Liens or Foreclosed |                 |
| Other Public Works                     |                   |  |               | Balance December 31, 1969                  | 13,855.75       |
| <b>HEALTH AND WELFARE</b>              |                   |  |               | <b>TAX TITLE LIENS OUTSTANDING</b>         |                 |
| Health Services Except Environmental   | 1,900.00          |  |               | Balance January 1, 1969                    | 18,661.53       |
| Welfare-Public Assistance              | 1,050.00          |  |               | Transfers From Taxes                       | 48.17           |
| Hospitals, Clinics, First Aid          |                   |  |               | Redeemed in 1969                           | 16,063.21       |
| Animal, Insect, & Rodent Control       |                   |  |               | Cancelled, Abated or Adjusted (1969)       |                 |
| Other Welfare Services                 |                   |  |               | Transfers to Foreclosed Property:          |                 |
| <b>RECREATION and CONSERVATION</b>     |                   |  |               | Balance December 31, 1969                  | 2,646.49        |
| Beaches and Boardwalks                 |                   |  |               | <b>PROPERTY ACQUIRED BY DEED OR</b>        |                 |
| Parks, Playgrounds, Shade Trees        |                   |  |               | <b>FORECLOSURE</b>                         |                 |
| Land Reclamation & Conservation        |                   |  |               | Balance January 1, 1969                    | 5,379.30        |
| Other Recreational Services            |                   |  |               | Transfers From Taxes or Liens              |                 |
| <b>EDUCATION (excluding schools)</b>   |                   |  |               | Sale for Cash (1969)                       | 3,300.00        |
| Libraries                              |                   |  |               | Cancelled, Abated or Adjusted (1969)       |                 |
| Other Educational Services             |                   |  |               | Balance December 31, 1969                  | 2,079.30        |
| <b>STATUTORY EXPENDITURES</b>          |                   |  |               | <b>CURRENT FINANCES DECEMBER 31, 1969</b>  |                 |
| Pensions & F.I.C.A.                    | 2,900.00          |  |               | <b>ASSETS</b>                              |                 |
| Employee Fringe Benefits               | 1,700.00          |  |               | Cash Dec. 31, 1969                         | 221,113.78      |
| Other Statutory Expenditures           |                   |  |               | Taxes Receivable                           | 65,807.56       |
| <b>MUNICIPAL FUNCTIONS</b>             |                   |  |               | Tax Title Liens                            | 2,646.49        |
| <b>CAPITAL IMPROVEMENTS</b>            |                   |  |               | Foreclosed Property                        | 2,079.30        |
| <b>DEBT SERVICE</b>                    |                   |  |               | Emergencies & Other Deferred Charges       | 6,878.00        |
| Principal Payments                     |                   |  |               | State Aid Receivable                       | 11,369.00       |
| Interest Payments                      | 25.00             |  |               | Other Receivables                          |                 |
| <b>DEFERRED CHARGES</b>                |                   |  |               | <b>LIABILITIES</b>                         |                 |
| SCHOOL, COUNTY, SPECIAL DISTRICT TAXES | 7,810.09          |  |               | Cash Liabilities                           | 39,461.19       |
| <b>RESERVE FOR UNCOLLECTED TAXES</b>   |                   |  |               | Reserves for Receivables                   | 70,533.35       |
|  | 477,554.09        |  |               | Surplus Dec. 31, 1969                      | 199,899.59      |
|  | 97,199.88         |  |               | <b>Total</b>                               | 309,894.13      |
| <b>EXPENDITURES</b>                    |                   |  |               |  |                 |
| <b>TOTAL</b>                           | <b>702,244.06</b> |  | <b>979.81</b> |  |                 |

0721  
Population 1960 8,314  
Population 1969 11,800  
Moody Rating A  
Land Area 5.30 Sq. Miles

WEST CALDWELL BORO - ESSEX COUNTY  
Net Valuation Taxable 104,958,500  
State Equalized Value 110,587,398  
Net Valuation on Which County Taxes  
are apportioned: 107,604,993  
State Equalization Ratio .9491

General Tax Rate Per \$100. 4.28  
State Equalized  
General Tax Rate: 4.06

PER CAPITA:  
Gross Debt 499.39  
Net Debt 89.39  
Debt Service 7.53  
Total Tax Levy 382.57  
Municipal Expenditures 122.03

PER CENT:  
Gross Debt 5.69  
Net Debt 1.02  
Tax Levy Collected 96.84  
Tax Levy Cancelled, Abated  
or Adjusted .06

| 1969 EXPENDITURES                      |                           | 1969 REVENUES                         |                           | 1969 PROPERTY TAX                          |              |
|--|---------------------------|---------------------------------------|---------------------------|--|--------------|
| <b>GENERAL GOVERNMENT</b>              |                           |                                       |                           | <b>STATE EQUALIZED TAX RATE</b>            |              |
| Governing Body & Public Boards         |                           | 1969 — Property Taxes Collected       | 4,373,491.18              | Local District School Taxes                |              |
| Municipal Clerk                        |                           | 1969 Payments in Lieu of Taxes        |                           | Regional & Consolidated School Tax 2.30    | 2,540,267.47 |
| Financial Administration               | 37,442.31                 | Delinquent Tax & Lien Collections     | 110,734.17                | School Taxes in Municipal Budget           |              |
| Assessment of Taxes                    | 24,102.13                 | Business Personalty Replacement Taxes | 68,720.00                 | County Taxes 1.10                          | 1,219,070.20 |
| Collection of Taxes                    | 18,393.05                 | Taxes from Public Utilities           | 210,627.52                | County Library Taxes                       |              |
| Planning, Housing & Development        | 7,573.95                  | Other Miscellaneous Tax Revenues      |                           | Local Municipal Purpose Taxes .60          | 666,267.64   |
| Human Resources                        |                           | State Aid Revenues                    | 41,851.79                 | Veteran & Senior Citizen Taxes .06         | 65,010.00    |
| Elections                              | 1,552.83                  | Federal Aid Revenues                  | 4,542.70                  | Total Taxes for Rate Computation 4.06      | 4,490,615.31 |
| General Administration (other)         | 111,301.42                | Sale of Acquired Property             | 26,752.50                 | Special District Taxes                     |              |
| <b>JUDICIARY</b>                       |                           | Other Miscellaneous Revenues          | 128,006.09                | Bank Stock Taxes                           | 3,212.84     |
| Municipal Courts                       | 10,692.60                 | 1969 Revenues                         | 4,964,725.95              | Added and Omitted Taxes                    | 85,467.32    |
| <b>PUBLIC SAFETY</b>                   |                           | Prior Years Surplus Appropriated      | 422,000.00                | Total Taxes Levied - ABSTRACT              | 4,514,285.47 |
| Fire Protection                        | 34,297.79                 | <b>REVENUES</b>                       | <b>TOTAL</b> 5,386,725.95 | <b>TOTAL TAXES BILLED</b>                  | 4,516,033.26 |
| Police Protection                      | 308,306.50                |                                       |                           | 1969 TAXES COLLECTED                       | 4,373,491.18 |
| Civil Defense & Disaster Control       | 322.80                    |                                       |                           | 1969 Taxes Cancelled, Abated or Adjusted   | 2,493.70     |
| Environmental Inspection & Control     | 15,332.31                 | <b>1969 REAL PROPERTY VALUATIONS</b>  |                           | Transfer to Tax Title Liens or Foreclosed  | 860.28       |
| Other Public Safety                    |                           |                                       |                           | Balance Outstanding Dec. 31, 1969          | 139,188.10   |
| <b>PUBLIC WORKS</b>                    |                           |                                       |                           | <b>PRIOR YEARS TAXES OUTSTANDING</b>       |              |
| Streets and Drainage                   | 164,902.99                |                                       |                           | Balance January 1, 1969                    | 125,809.66   |
| Sewers and Sewage Processing           | 92,856.59                 |                                       |                           | Collected in 1969                          | 110,734.17   |
| Garbage and Trash Disposal             | 45,000.00                 |                                       |                           | Cancelled, Abated or Adjusted (1969)       | 7.43         |
| Public Buildings and Grounds           | 56,795.54                 |                                       |                           | Transfers to Tax Title Liens or Foreclosed |              |
| Other Public Works                     |                           |                                       |                           | Balance December 31, 1969                  | 15,068.06    |
| <b>HEALTH and WELFARE</b>              |                           |                                       |                           | <b>TAX TITLE LIENS OUTSTANDING</b>         |              |
| Health Services Except Environmental   | 18,964.98                 |                                       |                           | Balance January 1, 1969                    | 1,966.27     |
| Welfare-Public Assistance              | 3,750.00                  |                                       |                           | Transfers From Taxes                       | 860.28       |
| Hospitals, Clinics, First Aid          |                           |                                       |                           | Redeemed in 1969                           |              |
| Animal, Insect, & Rodent Control       |                           |                                       |                           | Cancelled, Abated or Adjusted (1969)       |              |
| Other Welfare Services                 | 1,912.22                  |                                       |                           | Transfers to Foreclosed Property           |              |
| <b>RECREATION and CONSERVATION</b>     |                           |                                       |                           | Balance December 31, 1969                  | 2,826.55     |
| Beaches and Boardwalks                 |                           |                                       |                           | <b>PROPERTY ACQUIRED BY DEED OR</b>        |              |
| Parks, Playgrounds, Shade Trees        | 1,790.37                  |                                       |                           | <b>FORECLOSURE</b>                         |              |
| Land Reclamation & Conservation        |                           |                                       |                           | Balance January 1, 1969                    | 61,227.50    |
| Other Recreational Services            | 35,324.20                 |                                       |                           | Transfers From Taxes or Liens              |              |
| <b>EDUCATION (exclusing schools)</b>   |                           |                                       |                           | Sale for Cash (1969)                       | 26,752.50    |
| Libraries                              | 45,000.00                 |                                       |                           | Cancelled, Abated or Adjusted (1969)       |              |
| Other Educational Services             |                           |                                       |                           | Balance December 31, 1969                  | 34,475.00    |
| <b>STATUTORY EXPENDITURES</b>          |                           |                                       |                           | <b>CURRENT FINANCES DECEMBER 31, 1969</b>  |              |
| Pensions & F.I.C.A.                    | 88,303.58                 |                                       |                           | <b>ASSETS</b>                              |              |
| Employee Fringe Benefits               | 5,000.00                  |                                       |                           | Cash Dec. 31, 1969                         | 762,950.58   |
| Other Statutory Expenditures           |                           |                                       |                           | Taxes Receivable                           | 154,256.16   |
| <b>MUNICIPAL FUNCTIONS</b>             |                           |                                       |                           | Tax Title Liens                            | 2,826.55     |
| <b>CAPITAL IMPROVEMENTS</b>            |                           |                                       |                           | Foreclosed Property                        | 34,475.00    |
| <b>DEBT SERVICE</b>                    |                           |                                       |                           | Emergencies & Other Deferred Charges       | 30,340.00    |
| Principal Payments                     | 55,037.67                 |                                       |                           | State Aid Receivable                       | 8,968.00     |
| Interest Payments                      | 33,804.37                 |                                       |                           | Other Receivables                          | 480.00       |
| <b>DEFERRED CHARGES</b>                |                           |                                       |                           | Total                                      | 994,296.29   |
| SCHOOL, COUNTY, SPECIAL DISTRICT TAXES | 6,780.00                  |                                       |                           | <b>LIABILITIES</b>                         |              |
| RESERVE FOR UNCOLLECTED TAXES          | 3,759,337.67              |                                       |                           | Cash Liabilities                           | 177,882.23   |
|  | 200,389.31                |                                       |                           | Reserves for Receivables                   | 192,037.71   |
| <b>EXPENDITURES</b>                    | <b>TOTAL</b> 5,199,267.18 |                                       |                           | Surplus Dec. 31, 1969                      | 624,376.35   |
|  |                           |                                       |                           | Total                                      | 994,296.29   |

0512  
Population 1960 1,030  
Population 1969 1,160  
  
Moody Rating  
Land Area 1.30 Sq. Miles

WEST CAPE MAY BORO - CAPE MAY COUNTY  
Net Valuation Taxable 4,061,518  
State Equalized Value 4,635,377 General Tax Rate Per \$100. 4.71  
Net Valuation on Which County Taxes are apportioned: 4,651,560 State Equalized  
State Equalization Ratio .8762 General Tax Rate: 4.12

PER CAPITA:  
Gross Debt 155.09  
Net Debt  
Debt Service  
Total Tax Levy 160.41  
Municipal Expenditures 91.22

PER CENT:  
Gross Debt 4.16  
Net Debt  
Tax Levy Collected 90.01  
Tax Levy Cancelled, Abated or Adjusted

| 1969 EXPENDITURES                      |              | 1969 REVENUES                         |              | 1969 PROPERTY TAX                          |                 |
|--|--------------|---------------------------------------|--------------|--|-----------------|
| <b>GENERAL GOVERNMENT</b>              |              | 1969 — Property Taxes Collected       |              | <b>STATE EQUALIZED TAX RATE</b>            |                 |
| Governing Body & Public Boards         |              | 1969 Payments in Lieu of Taxes        | 167,565.71   | Local District School Taxes                | 1.03 47,852.10  |
| Municipal Clerk                        |              | Delinquent Tax & Lien Collections     | 19,149.57    | Regional & Consolidated School Tax         | 1.82 84,215.35  |
| Financial Administration               | 4,300.00     | Business Personalty Replacement Taxes | 2,699.00     | School Taxes in Municipal Budget           |                 |
| Assessment of Taxes                    | 1,300.00     | Taxes from Public Utilities           | 14,167.13    | County Taxes                               | .55 25,384.63   |
| Collection of Taxes                    | 2,300.00     | Other Miscellaneous Tax Revenues      | 11,791.89    | County Library Taxes                       | .01 664.60      |
| Planning, Housing & Development        | 100.00       | State Aid Revenues                    |              | Local Municipal Purpose Taxes              | .54 25,200.00   |
| Human Resources                        |              | Federal Aid Revenues                  |              | Veteran & Senior Citizen Taxes             | .17 7,930.00    |
| Elections                              |              | Sale of Acquired Property             | 807.00       | Total Taxes for Rate Computation           | 4.12 191,246.68 |
| General Administration (other)         | 7,500.00     | Other Miscellaneous Revenues          | 5,533.54     | Special District Taxes                     |                 |
| <b>JUDICIARY</b>                       |              | 1969 Revenues                         | 221,713.84   | Bank Stock Taxes                           |                 |
| Municipal Courts                       | 950.00       | Prior Years Surplus Appropriated      | 35,326.86    | Added and Omitted Taxes                    |                 |
| <b>PUBLIC SAFETY</b>                   |              | <b>REVENUES</b>                       | <b>TOTAL</b> | Total Taxes Levied - ABSTRACT              | 186,077.89      |
| Fire Protection                        | 1,750.00     |                                       | 257,040.70   | <b>TOTAL TAXES BILLED</b>                  | 186,157.89      |
| Police Protection                      | 3,300.00     |                                       |              | <b>1969 TAXES COLLECTED</b>                | 167,565.71      |
| Civil Defense & Disaster Control       |              |                                       |              | 1969 Taxes Cancelled, Abated or Adjusted   |                 |
| Environmental Inspection & Control     |              |                                       |              | Transfer to Tax Title Liens or Foreclosed  | 1,144.04        |
| Other Public Safety                    |              |                                       |              | Balance Outstanding Dec. 31, 1969          | 17,448.14       |
| <b>PUBLIC WORKS</b>                    |              |                                       |              | <b>PRIOR YEARS TAXES OUTSTANDING</b>       |                 |
| Streets and Drainage                   | 14,135.00    |                                       |              | Balance January 1, 1969                    | 19,312.95       |
| Sewers and Sewage Processing           |              |                                       |              | Collected in 1969                          | 18,612.60       |
| Garbage and Trash Disposal             | 1,850.00     |                                       |              | Cancelled, Abated or Adjusted (1969)       |                 |
| Public Buildings and Grounds           | 2,800.00     |                                       |              | Transfers to Tax Title Liens or Foreclosed | 401.05          |
| Other Public Works                     | 1,300.00     |                                       |              | Balance December 31, 1969                  | 299.30          |
| <b>HEALTH and WELFARE</b>              |              |                                       |              | <b>TAX TITLE LIENS OUTSTANDING</b>         |                 |
| Health Services Except Environmental   | 1,300.00     |                                       |              | Balance January 1, 1969                    | 2,021.52        |
| Welfare-Public Assistance              | 800.00       |                                       |              | Transfers From Taxes                       | 1,608.04        |
| Hospitals, Clinics, First Aid          |              |                                       |              | Redeemed in 1969                           | 536.97          |
| Animal, Insect, & Rodent Control       |              |                                       |              | Cancelled, Abated or Adjusted (1969)       |                 |
| Other Welfare Services                 |              |                                       |              | Transfers to Foreclosed Property:          |                 |
| <b>RECREATION and CONSERVATION</b>     |              |                                       |              | Balance December 31, 1969                  | 3,092.59        |
| Beaches and Boardwalks                 | 250.00       |                                       |              | <b>PROPERTY ACQUIRED BY DEED OR</b>        |                 |
| Parks, Playgrounds, Shade Trees        |              |                                       |              | <b>FORECLOSURE</b>                         |                 |
| Land Reclamation & Conservation        | 1,300.00     |                                       |              | Balance January 1, 1969                    | 6,207.00        |
| Other Recreational Services            |              |                                       |              | Transfers From Taxes or Liens              |                 |
| <b>EDUCATION (excluding schools)</b>   |              |                                       |              | Sale for Cash (1969)                       | 807.00          |
| Libraries                              |              |                                       |              | Cancelled, Abated or Adjusted (1969)       |                 |
| Other Educational Services             |              |                                       |              | Balance December 31, 1969                  | 5,400.00        |
| <b>STATUTORY EXPENDITURES</b>          |              |                                       |              | <b>CURRENT FINANCES DECEMBER 31, 1969</b>  |                 |
| Pensions & F.I.C.A.                    | 1,525.00     |                                       |              | <b>ASSETS</b>                              |                 |
| Employee Fringe Benefits               |              |                                       |              | Cash Dec. 31, 1969                         | 110,810.39      |
| Other Statutory Expenditures           |              |                                       |              | Taxes Receivable                           | 17,747.44       |
| <b>MUNICIPAL FUNCTIONS</b>             |              |                                       |              | Tax Title Liens                            | 3,092.59        |
| <b>CAPITAL IMPROVEMENTS</b>            |              |                                       |              | Foreclosed Property                        | 5,400.00        |
| <b>DEBT SERVICE</b>                    |              |                                       |              | Emergencies & Other Deferred Charges       | 419.33          |
| Principal Payments                     |              |                                       |              | State Aid Receivable                       | 8,220.55        |
| Interest Payments                      |              |                                       |              | Other Receivables                          | 1,436.80        |
| <b>DEFERRED CHARGES</b>                |              |                                       |              | <b>Total</b>                               | 147,127.10      |
| SCHOOL, COUNTY, SPECIAL DISTRICT TAXES | 23,638.75    |                                       |              | <b>LIABILITIES</b>                         |                 |
| RESERVE FOR UNCOLLECTED TAXES          | 158,116.68   |                                       |              | Cash Liabilities                           | 76,911.66       |
|  | 24,219.00    |                                       |              | Reserves for Receivables                   | 27,676.83       |
|  |              |                                       |              | Surplus Dec. 31, 1969                      | 42,538.61       |
| <b>EXPENDITURES</b>                    | <b>TOTAL</b> |                                       |              | <b>Total</b>                               | 147,127.10      |
|  | 263,934.43   |                                       |              |  |                 |

0820  
Population 1960 11,152  
Population 1969 13,920  
Moody Rating  
Land Area 15.92 Sq. Miles

WEST DEPTFORD TWP - GLOUCESTER COUNTY  
Net Valuation Taxable 32,980,112  
State Equalized Value 110,634,391  
Net Valuation on Which County Taxes  
are apportioned: 105,586,752  
State Equalization Ratio .2981  
General Tax Rate Per \$100. 8.07  
State Equalized  
General Tax Rate: 2.40

PER CAPITA:  
Gross Debt 476.39  
Net Debt 116.47  
Debt Service  
Total Tax Levy 189.50  
Municipal Expenditures 62.62

PER CENT:  
Gross Debt 7.15  
Net Debt 1.75  
Tax Levy Collected 97.85  
Tax Levy Cancelled, Abated  
or Adjusted

| 1969 EXPENDITURES                      |              | 1969 REVENUES                                     |  | 1969 PROPERTY TAX                          |  |
|--|--------------|---|--|--|--|
| GENERAL GOVERNMENT                     |              | 1969 — Property Taxes Collected                   |  | STATE EQUALIZED TAX RATE                   |  |
| Governing Body & Public Boards         |              | 2,587,708.81                                      |  | Local District School Taxes 1.62           |  |
| Municipal Clerk                        |              |   |  | 1,788,627.00                               |  |
| Financial Administration               | 10,375.04    | 1969 Payments in Lieu of Taxes                    |  | Regional & Consolidated School Tax         |  |
| Assessment of Taxes                    | 14,100.04    | 59,538.92   |  | School Taxes in Municipal Budget           |  |
| Collection of Taxes                    | 15,700.12    | Delinquent Tax & Lien Collections                 |  | County Taxes .57                           |  |
| Planning, Housing & Development        | 18,151.00    | Business Personalty Replacement Taxes             |  | 634,282.72                                 |  |
| Human Resources                        |              | Taxes from Public Utilities                       |  | County Library Taxes                       |  |
| Elections                              |              | Other Miscellaneous Tax Revenues                  |  | Local Municipal Purpose Taxes .14          |  |
| General Administration (other)         | 43,906.00    | State Aid Revenues                                |  | 151,567.72                                 |  |
| JUDICIARY                              |              | Federal Aid Revenues                              |  | Veteran & Senior Citizen Taxes .08         |  |
| Municipal Courts                       | 5,200.04     | Sale of Acquired Property                         |  | Total Taxes for Rate Computation 2.41      |  |
| PUBLIC SAFETY                          |              | Other Miscellaneous Revenues                      |  | 2,658,492.44                               |  |
| Fire Protection                        | 28,230.00    | 1969 Revenues                                     |  | Special District Taxes                     |  |
| Police Protection                      | 191,793.78   | Prior Years Surplus Appropriated                  |  | Bank Stock Taxes                           |  |
| Civil Defense & Disaster Control       | 1,000.00     | REVENUES TOTAL                                    |  | 532.79                                     |  |
| Environmental Inspection & Control     | 4,500.08     | 3,159,042.98                                      |  | Added and Omitted Taxes                    |  |
| Other Public Safety                    |              | 206,349.07  |  | 62,883.90                                  |  |
| PUBLIC WORKS                           |              | 3,365,392.05                                      |  | Total Taxes Levied - ABSTRACT              |  |
| Streets and Drainage                   | 294,942.00   | 1969 REAL PROPERTY VALUATIONS                     |  | 2,637,894.13                               |  |
| Sewers and Sewage Processing           |              | Code Class # of Parcels %VAL'N ASSESSED VALUATION |  | TOTAL TAXES BILLED                         |  |
| Garbage and Trash Disposal             | 14,183.28    | 1 1 Vacant Land 1038 6.09 1,994,610.00            |  | 2,644,432.47                               |  |
| Public Buildings and Grounds           | 12,176.08    | 2 2 Residential 3498 40.20 13,171,200.00          |  | 1969 TAXES COLLECTED                       |  |
| Other Public Works                     |              | 3 3 Farm 106 1.48 485,450.00                      |  | 1969 Taxes Cancelled, Abated or Adjusted   |  |
| HEALTH and WELFARE                     |              | 4a 4a Commercial 124 9.42 3,086,600.00            |  | Transfer to Tax Title Liens or Foreclosed  |  |
| Health Services Except Environmental   | 11,400.04    | 4b 4b Industrial 7 42.60 13,957,750.00            |  | Balance Outstanding Dec. 31, 1969          |  |
| Welfare-Public Assistance              | 5,200.00     | 4c 4c Apartments 2 .22 70,950.00                  |  | 55,223.66                                  |  |
| Hospitals, Clinics, First Aid          | 3,474.00     | Total 4775 100.01 32,766,560.00                   |  | PRIOR YEARS TAXES OUTSTANDING              |  |
| Animal, Insect, & Rodent Control       |              | CAPITAL DEBT AUTHORIZED, DECEMBER 31, 1969        |  | Balance January 1, 1969                    |  |
| Other Welfare Services                 |              | ISSUED AND UNISSUED GROSS DEBT NET DEBT           |  | 87,808.88                                  |  |
| RECREATION and CONSERVATION            |              | School 5,332,000 1,621,321                        |  | Collected in 1969                          |  |
| Beaches and Boardwalks                 |              | Self-liquidating 1,299,329                        |  | 57,628.01                                  |  |
| Parks, Playgrounds, Shade Trees        | 500.00       | Other   |  | Cancelled, Abated or Adjusted (1969)       |  |
| Land Reclamation & Conservation        | 22,100.00    | Total 6,631,329 1,621,321                         |  | 129.85                                     |  |
| Other Recreational Services            |              | ISSUED AND OUTSTANDING                            |  | Transfers to Tax Title Liens or Foreclosed |  |
| EDUCATION (excluding schools)          |              | School 1,892,000.00                               |  | Balance December 31, 1969                  |  |
| Libraries                              | 6,000.00     | Self-Liquidating 1,299,329.14                     |  | 30,051.02                                  |  |
| Other Educational Services             |              | Other   |  | TAX TITLE LIENS OUTSTANDING                |  |
| STATUTORY EXPENDITURES                 |              | Total 3,191,329.14                                |  | Balance January 1, 1969                    |  |
| Pensions & F.I.C.A.                    | 40,506.22    | EQUALIZED VALUATION BASIS                         |  | 35,422.46                                  |  |
| Employee Fringe Benefits               | 25,450.00    | FOR NET DEBT COMPUTATION                          |  | Transfers From Taxes                       |  |
| Other Statutory Expenditures           |              | 1969 CAPITAL OUTLAY TOTAL                         |  | 1,500.00                                   |  |
| MUNICIPAL FUNCTIONS                    |              | Beaches and Boardwalks                            |  | Redeemed in 1969                           |  |
| CAPITAL IMPROVEMENTS                   | 15,000.00    | Parks and Playgrounds                             |  | Cancelled, Abated or Adjusted (1969)       |  |
| DEBT SERVICE                           |              | Public Buildings and Grounds                      |  | 8,227.58                                   |  |
| Principal Payments                     |              | Vehicular Equipment                               |  | Transfers to Foreclosed Property           |  |
| Interest Payments                      |              | Streets, Roads, Sidewalks, Storm Sewers           |  | Balance December 31, 1969                  |  |
| DEFERRED CHARGES                       |              | Sewer System                                      |  | 26,783.97                                  |  |
| SCHOOL, COUNTY, SPECIAL DISTRICT TAXES | 12,014.27    | Water Service                                     |  | PROPERTY ACQUIRED BY DEED OR               |  |
| RESERVE FOR UNCOLLECTED TAXES          | 2,422,909.72 | Other Utilities                                   |  | FORECLOSURE                                |  |
| EXPENDITURES                           |              | Hospitals and Clinics                             |  | Balance January 1, 1969                    |  |
|  |              | Garbage and Trash Disposal Facilities             |  | 27,966.17                                  |  |
|  |              | Health Equipment                                  |  | Transfers From Taxes or Liens              |  |
|  |              | Library and Education Facilities                  |  | Sale for Cash (1969)                       |  |
|  |              | Conservation and Recreation                       |  | Cancelled, Abated or Adjusted (1969)       |  |
|  |              | Other Expenditures                                |  | Balance December 31, 1969                  |  |
|  |              |   |  | 27,966.17                                  |  |
|  |              |   |  | CURRENT FINANCES DECEMBER 31, 1969         |  |
|  |              |   |  | ASSETS                                     |  |
|  |              |   |  | Cash Dec. 31, 1969                         |  |
|  |              |   |  | 1,088,279.66                               |  |
|  |              |   |  | Taxes Receivable                           |  |
|  |              |   |  | 85,274.68                                  |  |
|  |              |   |  | Tax Title Liens                            |  |
|  |              |   |  | 26,783.97                                  |  |
|  |              |   |  | Foreclosed Property                        |  |
|  |              |   |  | 27,966.17                                  |  |
|  |              |   |  | Emergencies & Other Deferred Charges       |  |
|  |              |   |  | 5,471.94                                   |  |
|  |              |   |  | State Aid Receivable                       |  |
|  |              |   |  | 15,972.81                                  |  |
|  |              |   |  | Other Receivables                          |  |
|  |              |   |  | 44,107.09                                  |  |
|  |              |   |  | Total                                      |  |
|  |              |   |  | 1,293,856.32                               |  |
|  |              |   |  | LIABILITIES                                |  |
|  |              |   |  | Cash Liabilities                           |  |
|  |              |   |  | 936,744.62                                 |  |
|  |              |   |  | Reserves for Receivables                   |  |
|  |              |   |  | 184,131.91                                 |  |
|  |              |   |  | Surplus Dec. 31, 1969                      |  |
|  |              |   |  | 172,979.79                                 |  |
|  |              |   |  | Total                                      |  |
|  |              |   |  | 1,293,856.32                               |  |



2020  
Population 1960 31,447  
Population 1969 34,670  
  
Moody Rating  
Land Area 6.40 Sq. Miles

WESTFIELD TOWN - UNION COUNTY  
Net Valuation Taxable 125,429,099  
State Equalized Value 326,638,278 General Tax Rate Per \$100. 7.90  
Net Valuation on Which County Taxes are apportioned: 316,586,737 State Equalized  
State Equalization Ratio .3840 General Tax Rate: 3.03

PER CAPITA:  
Gross Debt 237.88  
Net Debt 19.30  
Debt Service 3.17  
Total Tax Levy 282.56  
Municipal Expenditures 124.19

PER CENT:  
Gross Debt 2.71  
Net Debt .22  
Tax Levy Collected 98.77  
Tax Levy Cancelled, Abated or Adjusted .08

| 1969 EXPENDITURES                              |               | 1969 REVENUES                                    |  | 1969 PROPERTY TAX                                   |              |
|--|---------------|--|--|---|--------------|
| <b>GENERAL GOVERNMENT</b>                      |               | 1969 — Property Taxes Collected 9,685,706.86     |  | <b>STATE EQUALIZED TAX RATE</b>                     |              |
| Governing Body & Public Boards                 |               | 1969 Payments in Lieu of Taxes 32,293.95         |  | Local District School Taxes 2.05                    | 6,704,053.50 |
| Municipal Clerk                                |               | Delinquent Tax & Lien Collections 110,077.05     |  | Regional & Consolidated School Tax                  |              |
| Financial Administration 124,865.00            |               | Business Personalty Replacement Taxes 230,740.00 |  | School Taxes in Municipal Budget                    |              |
| Assessment of Taxes 26,410.00                  |               | Taxes from Public Utilities 510,420.24           |  | County Taxes .42                                    | 1,379,417.88 |
| Collection of Taxes 23,880.00                  |               | Other Miscellaneous Tax Revenues 152,725.19      |  | County Library Taxes                                |              |
| Planning, Housing & Development 1,875.00       |               | State Aid Revenues                               |  | Local Municipal Purpose Taxes .50                   | 1,636,345.31 |
| Human Resources                                |               | Federal Aid Revenues                             |  | Veteran & Senior Citizen Taxes .05                  | 179,360.00   |
| Elections                                      |               | Sale of Acquired Property                        |  | Total Taxes for Rate Computation 3.02               | 9,899,176.69 |
| General Administration (other) 208,225.00      |               | Other Miscellaneous Revenues 500,736.45          |  | Special District Taxes                              |              |
| <b>JUDICIARY</b>                               |               | 1969 Revenues Total 11,222,699.74                |  | Bank Stock Taxes 15,630.23                          |              |
| Municipal Courts 26,265.00                     |               | Prior Years Surplus Appropriated 1,537,000.00    |  | Added and Omitted Taxes 60,948.67                   |              |
| <b>PUBLIC SAFETY</b>                           |               | <b>REVENUES TOTAL 12,759,699.74</b>              |  | Total Taxes Levied - ABSTRACT 9,796,395.59          |              |
| Fire Protection 564,937.88                     |               |  |  | <b>TOTAL TAXES BILLED</b>                           | 9,806,092.72 |
| Police Protection 678,889.01                   |               |  |  | 1969 TAXES COLLECTED                                | 9,685,706.86 |
| Civil Defense & Disaster Control 9,900.00      |               |  |  | 1969 Taxes Cancelled, Abated or Adjusted 7,453.65   |              |
| Environmental Inspection & Control 22,409.40   |               |  |  | Transfer to Tax Title Liens or Foreclosed 2,251.90  |              |
| Other Public Safety                            |               |  |  | Balance Outstanding Dec. 31, 1969 110,680.31        |              |
| <b>PUBLIC WORKS</b>                            |               |  |  | <b>PRIOR YEARS TAXES OUTSTANDING</b>                |              |
| Streets and Drainage 413,470.00                |               |  |  | Balance January 1, 1969 111,319.01                  |              |
| Sewers and Sewage Processing 66,900.00         |               |  |  | Collected in 1969 104,910.30                        |              |
| Garbage and Trash Disposal                     |               |  |  | Cancelled, Abated or Adjusted (1969) 2,935.87       |              |
| Public Buildings and Grounds 42,484.00         |               |  |  | Transfers to Tax Title Liens or Foreclosed 1,565.27 |              |
| Other Public Works                             |               |  |  | Balance December 31, 1969 1,907.57                  |              |
| <b>HEALTH and WELFARE</b>                      |               |  |  | <b>TAX TITLE LIENS OUTSTANDING</b>                  |              |
| Health Services Except Environmental 54,450.00 |               |  |  | Balance January 1, 1969 9,225.24                    |              |
| Welfare-Public Assistance 14,275.00            |               |  |  | Transfers From Taxes 4,086.48                       |              |
| Hospitals, Clinics, First Aid 12,000.00        |               |  |  | Redeemed in 1969 5,166.75                           |              |
| Animal, Insect, & Rodent Control 1,000.00      |               |  |  | Cancelled, Abated or Adjusted (1969)                |              |
| Other Welfare Services                         |               |  |  | Transfers to Foreclosed Property                    |              |
| <b>RECREATION and CONSERVATION</b>             |               |  |  | Balance December 31, 1969 8,144.97                  |              |
| Beaches and Boardwalks 266,840.00              |               |  |  | <b>PROPERTY ACQUIRED BY DEED OR</b>                 |              |
| Parks, Playgrounds, Shade Trees                |               |  |  | <b>FORECLOSURE</b>                                  |              |
| Land Reclamation & Conservation 53,090.00      |               |  |  | Balance January 1, 1969 141,695.00                  |              |
| Other Recreational Services                    |               |  |  | Transfers From Taxes or Liens                       |              |
| <b>EDUCATION (excluding schools)</b>           |               |  |  | Sale for Cash (1969)                                |              |
| Libraries 124,186.00                           |               |  |  | Cancelled, Abated or Adjusted (1969)                |              |
| Other Educational Services                     |               |  |  | Balance December 31, 1969 141,695.00                |              |
| <b>STATUTORY EXPENDITURES</b>                  |               |  |  | <b>CURRENT FINANCES DECEMBER 31, 1969</b>           |              |
| Pensions & F.I.C.A. 247,175.64                 |               |  |  | <b>ASSETS</b>                                       |              |
| Employee Fringe Benefits 27,200.00             |               |  |  | Cash Dec. 31, 1969 5,102,383.23                     |              |
| Other Statutory Expenditures                   |               |  |  | Taxes Receivable 112,587.88                         |              |
| <b>MUNICIPAL FUNCTIONS</b>                     |               |  |  | Tax Title Liens 8,144.97                            |              |
| <b>CAPITAL IMPROVEMENTS</b>                    |               |  |  | Foreclosed Property 141,695.00                      |              |
| <b>DEBT SERVICE</b>                            |               |  |  | Emergencies & Other Deferred Charges 25,000.00      |              |
| Principal Payments 98,762.50                   |               |  |  | State Aid Receivable                                |              |
| Interest Payments 11,124.00                    |               |  |  | Other Receivables 5,124.95                          |              |
| <b>DEFERRED CHARGES</b>                        |               |  |  | Total 5,394,936.03                                  |              |
| 26,357.84                                      |               |  |  | <b>LIABILITIES</b>                                  |              |
| <b>SCHOOL, COUNTY, SPECIAL DISTRICT TAXES</b>  |               |  |  | Cash Liabilities 3,388,145.64                       |              |
| 8,083,471.38                                   |               |  |  | Reserves for Receivables 267,552.80                 |              |
| <b>RESERVE FOR UNCOLLECTED TAXES</b>           |               |  |  | Surplus Dec. 31, 1969 1,739,237.59                  |              |
| 1,078,663.19                                   |               |  |  | Total 5,394,936.03                                  |              |
| <b>EXPENDITURES TOTAL</b>                      | 12,389,105.84 |  |  |   |              |

1353  
Population 1960 5,337  
Population 1969 6,040  
  
Moody Rating  
Land Area 2.90 Sq. Miles

# WEST LONG BRANCH BOR - MONMOUTH COUNTY

Net Valuation Taxable 37,127,921  
State Equalized Value 43,803,587  
Net Valuation on Which County Taxes are apportioned: 44,518,709  
State Equalization Ratio .8476  
  
General Tax Rate Per \$100. 3.98  
  
State Equalized General Tax Rate: 3.37

PER CAPITA:  
Gross Debt 285.97  
Net Debt 45.36  
Debt Service 2.81  
Total Tax Levy 243.08  
Municipal Expenditures 82.82

PER CENT:  
Gross Debt 4.30  
Net Debt .68  
Tax Levy Collected 97.23  
Tax Levy Cancelled, Abated or Adjusted .01

| 1969 EXPENDITURES                                   |  | 1969 REVENUES                                   |  | 1969 PROPERTY TAX                                |              |
|---|--|---|--|--|--------------|
| <b>GENERAL GOVERNMENT</b>                           |  | 1969 — Property Taxes Collected 1,430,881.15    |  | <b>STATE EQUALIZED TAX RATE</b>                  |              |
| Governing Body & Public Boards                      |  | 1969 Payments in Lieu of Taxes 4,500.00         |  | Local District School Taxes 1.14                 | 499,918.12   |
| Municipal Clerk                                     |  | Delinquent Tax & Lien Collections 42,372.41     |  | Regional & Consolidated School Tax 1.19          | 521,114.99   |
| Financial Administration 3,600.00                   |  | Business Personalty Replacement Taxes 90,934.00 |  | School Taxes in Municipal Budget                 |              |
| Assessment of Taxes 16,400.00                       |  | Taxes from Public Utilities 92,700.56           |  | County Taxes .61                                 | 267,051.63   |
| Collection of Taxes 11,810.00                       |  | Other Miscellaneous Tax Revenues 7,397.14       |  | County Library Taxes .02                         | 9,988.69     |
| Planning, Housing & Development 1,775.00            |  | State Aid Revenues 32,729.07                    |  | Local Municipal Purpose Taxes .31                | 137,804.86   |
| Human Resources                                     |  | Federal Aid Revenues                            |  | Veteran & Senior Citizen Taxes .09               | 41,180.00    |
| Elections   |  | Sale of Acquired Property                       |  | Total Taxes for Rate Computation 3.36            | 1,477,058.29 |
| General Administration (other) 34,897.56            |  | Other Miscellaneous Revenues 37,039.76          |  | Special District Taxes                           |              |
| <b>JUDICIARY</b>                                    |  | 1969 Revenues Total 1,738,554.09                |  | Bank Stock Taxes 1,648.65                        |              |
| Municipal Courts 5,400.00                           |  | Prior Years Surplus Appropriated 76,000.00      |  | Added and Omitted Taxes 30,684.28                |              |
| <b>PUBLIC SAFETY</b>                                |  | <b>REVENUES TOTAL 1,814,554.09</b>              |  | Total Taxes Levied - ABSTRACT 1,468,211.22       |              |
| Fire Protection 24,725.41                           |  |   |  | <b>TOTAL TAXES BILLED 1,471,690.20</b>           |              |
| Police Protection 111,583.69                        |  |   |  | 1969 TAXES COLLECTED 1,430,881.15                |              |
| Civil Defense & Disaster Control 2.31               |  |   |  | 1969 Taxes Cancelled, Abated or Adjusted 160.00  |              |
| Environmental Inspection & Control                  |  |   |  | Transfer to Tax Title Liens or Foreclosed 277.41 |              |
| Other Public Safety                                 |  |   |  | Balance Outstanding Dec. 31, 1969 40,371.64      |              |
| <b>PUBLIC WORKS</b>                                 |  |   |  | <b>PRIOR YEARS TAXES OUTSTANDING</b>             |              |
| Streets and Drainage 75,281.54                      |  |   |  | Balance January 1, 1969 45,566.85                |              |
| Sewers and Sewage Processing                        |  |   |  | Collected in 1969 42,372.41                      |              |
| Garbage and Trash Disposal 39,960.00                |  |   |  | Cancelled, Abated or Adjusted (1969)             |              |
| Public Buildings and Grounds 19,861.03              |  |   |  | Transfers to Tax Title Liens or Foreclosed       |              |
| Other Public Works                                  |  |   |  | Balance December 31, 1969 3,194.44               |              |
| <b>HEALTH and WELFARE</b>                           |  |   |  | <b>TAX TITLE LIENS OUTSTANDING</b>               |              |
| Health Services Except Environmental 9,511.25       |  |   |  | Balance January 1, 1969 13,154.48                |              |
| Welfare-Public Assistance 1,700.00                  |  |   |  | Transfers From Taxes 277.41                      |              |
| Hospitals, Clinics, First Aid                       |  |   |  | Redeemed in 1969                                 |              |
| Animal, Insect, & Rodent Control                    |  |   |  | Cancelled, Abated or Adjusted (1969)             |              |
| Other Welfare Services                              |  |   |  | Transfers to Foreclosed Property                 |              |
| <b>RECREATION and CONSERVATION</b>                  |  |   |  | Balance December 31, 1969 13,431.89              |              |
| Beaches and Boardwalks 725.00                       |  |   |  | <b>PROPERTY ACQUIRED BY DEED OR FORECLOSURE</b>  |              |
| Parks, Playgrounds, Shade Trees                     |  |   |  | Balance January 1, 1969 3,675.00                 |              |
| Land Reclamation & Conservation                     |  |   |  | Transfers From Taxes or Liens                    |              |
| Other Recreational Services 5,918.79                |  |   |  | Sale for Cash (1969)                             |              |
| <b>EDUCATION (exclusing schools)</b>                |  |   |  | Cancelled, Abated or Adjusted (1969)             |              |
| Libraries 13,843.00                                 |  |   |  | Balance December 31, 1969 3,675.00               |              |
| Other Educational Services                          |  |   |  | <b>CURRENT FINANCES DECEMBER 31, 1969</b>        |              |
| <b>STATUTORY EXPENDITURES</b>                       |  |   |  | <b>ASSETS</b>                                    |              |
| Pensions & F.I.C.A. 20,698.42                       |  |   |  | Cash Dec. 31, 1969 151,606.76                    |              |
| Employee Fringe Benefits 3,350.00                   |  |   |  | Taxes Receivable 43,566.08                       |              |
| Other Statutory Expenditures                        |  |   |  | Tax Title Liens 13,431.89                        |              |
| <b>MUNICIPAL FUNCTIONS TOTAL 401,043.00</b>         |  |   |  | Foreclosed Property 3,675.00                     |              |
| <b>CAPITAL IMPROVEMENTS 11,700.00</b>               |  |   |  | Emergencies & Other Deferred Charges             |              |
| <b>DEBT SERVICE</b>                                 |  |   |  | State Aid Receivable 28,346.00                   |              |
| Principal Payments 9,950.00                         |  |   |  | Other Receivables 878.07                         |              |
| Interest Payments 7,050.00                          |  |   |  | Total 241,503.80                                 |              |
| <b>DEFERRED CHARGES</b>                             |  |   |  | <b>LIABILITIES</b>                               |              |
| SCHOOL, COUNTY, SPECIAL DISTRICT TAXES 1,298,073.43 |  |   |  | Cash Liabilities 56,553.50                       |              |
| RESERVE FOR UNCOLLECTED TAXES 70,518.58             |  |   |  | Reserves for Receivables 61,551.04               |              |
| <b>EXPENDITURES TOTAL 1,798,335.01</b>              |  |   |  | Surplus Dec. 31, 1969 123,399.26                 |              |
|   |  |   |  | Total 241,503.80                                 |              |

1615  
Population 1960 8,157  
Population 1969 13,300  
Moody Rating  
Land Area 78.50 Sq. Miles

WEST MILFORD TWP - PASSAIC COUNTY  
Net Valuation Taxable 152,754,301  
State Equalized Value 167,917,226  
Net Valuation on Which County Taxes  
are apportioned: 169,300,224  
State Equalization Ratio .9097  
General Tax Rate Per \$100. 3.61  
State Equalized  
General Tax Rate: 3.28

PER CAPITA:  
Gross Debt 472.03  
Net Debt 62.05  
Debt Service 3.98  
Total Tax Levy 410.75  
Municipal Expenditures 172.35

PER CENT:  
Gross Debt 4.08  
Net Debt .54  
Tax Levy Collected 90.25  
Tax Levy Cancelled, Abated  
or Adjusted .21

| 1969 EXPENDITURES                      |              | 1969 REVENUES                              |  | 1969 PROPERTY TAX                          |                   |
|--|--------------|--|--|--|-------------------|
| GENERAL GOVERNMENT                     |              | 1969 — Property Taxes Collected            |  | STATE EQUALIZED TAX RATE                   |                   |
| Governing Body & Public Boards         | 7,200.00     | 4,944,428.78                               |  | Local District School Taxes                | 2.09 3,509,503.37 |
| Municipal Clerk                        | 21,045.95    | 1969 Payments in Lieu of Taxes             |  | Regional & Consolidated School Tax         |                   |
| Financial Administration               | 72,170.00    | 400,463.72                                 |  | School Taxes in Municipal Budget           |                   |
| Assessment of Taxes                    | 104,629.00   | Business Personalty Replacement Taxes      |  | County Taxes                               | .59 992,985.62    |
| Collection of Taxes                    | 35,566.50    | 245,528.12                                 |  | County Library Taxes                       |                   |
| Planning, Housing & Development        | 33,535.00    | Other Miscellaneous Tax Revenues           |  | Local Municipal Purpose Taxes              | .54 909,467.56    |
| Human Resources                        |              | 73,308.82                                  |  | Veteran & Senior Citizen Taxes             | .05 89,370.00     |
| Elections                              | 9,200.00     | State Aid Revenues                         |  | Total Taxes for Rate Computation           | 3.27 5,501,326.55 |
| General Administration (other)         | 79,288.89    | Federal Aid Revenues                       |  | Special District Taxes                     |                   |
| JUDICIARY                              |              | Sale of Acquired Property                  |  | Bank Stock Taxes                           | 1,421.55          |
| Municipal Courts                       | 16,000.00    | Other Miscellaneous Revenues               |  | Added and Omitted Taxes                    | 49,656.63         |
| PUBLIC SAFETY                          |              | 1969 Revenues                              |  | Total Taxes Levied - ABSTRACT              | 5,463,034.73      |
| Fire Protection                        | 49,500.00    | Prior Years Surplus Appropriated           |  | TOTAL TAXES BILLED                         | 5,478,707.15      |
| Police Protection                      | 271,190.00   | REVENUES                                   |  | 1969 TAXES COLLECTED                       | 4,944,428.78      |
| Civil Defense & Disaster Control       | 12,325.00    | TOTAL                                      |  | 1969 Taxes Cancelled, Abated or Adjusted   | 11,582.93         |
| Environmental Inspection & Control     | 21,950.00    | 1969 REAL PROPERTY VALUATIONS              |  | Transfer to Tax Title Liens or Foreclosed  | 74,287.62         |
| Other Public Safety                    |              | Code Class # of Parcels %VAL'N             |  | Balance Outstanding Dec. 31, 1969          | 448,407.82        |
| PUBLIC WORKS                           |              | ASSESSED VALUATION                         |  | PRIOR YEARS TAXES OUTSTANDING              |                   |
| Streets and Drainage                   | 591,402.22   | 1 1 Vacant Land 4990 21.12 31,705,100.00   |  | Balance January 1, 1969                    | 400,845.27        |
| Sewers and Sewage Processing           |              | 2 2 Residential 6775 70.05 105,140,900.00  |  | Collected in 1969                          | 377,299.08        |
| Garbage and Trash Disposal             | 11,600.00    | 3 3 Farm 9 .15 238,200.00                  |  | Cancelled, Abated or Adjusted (1969)       | 403.52            |
| Public Buildings and Grounds           | 38,400.00    | 4a 4a Commercial 258 7.14 10,708,800.00    |  | Transfers to Tax Title Liens or Foreclosed | 19,165.35         |
| Other Public Works                     | 8,660.80     | 4b 4b Industrial 23 1.38 2,069,500.00      |  | Balance December 31, 1969                  | 3,977.32          |
| HEALTH and WELFARE                     |              | 4c 4c Apartments 2 .15 224,700.00          |  | TAX TITLE LIENS OUTSTANDING                |                   |
| Health Services Except Environmental   | 46,267.14    | Total 12057 99.99 150,087,200.00           |  | Balance January 1, 1969                    | 105,359.48        |
| Welfare-Public Assistance              | 16,780.00    | CAPITAL DEBT AUTHORIZED, DECEMBER 31, 1969 |  | Transfers From Taxes                       | 96,250.36         |
| Hospitals, Clinics, First Aid          | 3,000.00     | ISSUED AND UNISSUED                        |  | Redeemed in 1969                           | 23,164.64         |
| Animal, Insect, & Rodent Control       |              | School                                     |  | Cancelled, Abated or Adjusted (1969)       |                   |
| Other Welfare Services                 |              | Self-liquidating                           |  | Transfers to Foreclosed Property:          |                   |
| RECREATION and CONSERVATION            |              | Other                                      |  | Balance December 31, 1969                  | 178,445.20        |
| Beaches and Boardwalks                 |              | Total                                      |  | PROPERTY ACQUIRED BY DEED OR               |                   |
| Parks, Playgrounds, Shade Trees        |              | ISSUED AND OUTSTANDING                     |  | FORECLOSURE                                |                   |
| Land Reclamation & Conservation        |              | School                                     |  | Balance January 1, 1969                    | 135,125.00        |
| Other Recreational Services            | 23,650.00    | Self-Liquidating                           |  | Transfers From Taxes or Liens              |                   |
| EDUCATION (excluding schools)          |              | Other                                      |  | Sale for Cash (1969)                       | 6,750.00          |
| Libraries                              | 4,500.00     | Total                                      |  | Cancelled, Abated or Adjusted (1969)       | 2,400.00          |
| Other Educational Services             |              | EQUALIZED VALUATION BASIS                  |  | Balance December 31, 1969                  | 125,975.00        |
| STATUTORY EXPENDITURES                 |              | FOR NET DEBT COMPUTATION                   |  | CURRENT FINANCES DECEMBER 31, 1969         |                   |
| Pensions & F.I.C.A.                    | 88,500.00    | 1969 CAPITAL OUTLAY                        |  | ASSETS                                     |                   |
| Employee Fringe Benefits               | 17,000.00    | Beaches and Boardwalks                     |  | Cash Dec. 31, 1969                         | 895,045.30        |
| Other Statutory Expenditures           |              | Parks and Playgrounds                      |  | Taxes Receivable                           | 452,385.14        |
| MUNICIPAL FUNCTIONS                    |              | Public Buildings and Grounds               |  | Tax Title Liens                            | 178,445.20        |
| CAPITAL IMPROVEMENTS                   | 39,000.00    | Vehicular Equipment                        |  | Foreclosed Property                        | 125,975.00        |
| DEBT SERVICE                           |              | Streets, Roads, Sidewalks, Storm Sewers    |  | Emergencies & Other Deferred Charges       | 104,436.50        |
| Principal Payments                     | 24,000.00    | Sewer System                               |  | State Aid Receivable                       | 149,478.22        |
| Interest Payments                      | 28,996.00    | Water Service                              |  | Other Receivables                          | 1,056.51          |
| DEFERRED CHARGES                       | 6,930.58     | Other Utilities                            |  | Total                                      | 1,906,821.87      |
| SCHOOL, COUNTY, SPECIAL DISTRICT TAXES | 4,502,488.99 | Hospitals and Clinics                      |  | LIABILITIES                                |                   |
| RESERVE FOR UNCOLLECTED TAXES          | 610,002.85   | Garbage and Trash Disposal Facilities      |  | Cash Liabilities                           | 519,294.63        |
|  |              | Health Equipment                           |  | Reserves for Receivables                   | 757,861.85        |
|  |              | Library and Education Facilities           |  | Surplus Dec. 31, 1969                      | 629,665.39        |
|  |              | Conservation and Recreation                |  | Total                                      | 1,906,821.87      |
| EXPENDITURES                           |              | Other Expenditures                         |  |  |                   |
| TOTAL                                  | 6,794,778.92 | 2,000.00                                   |  |  |                   |

|                         |  |  |        |                               |   |
|-------------------------|--|--|--------|-------------------------------|---|
| 0912                    | WEST NEW YORK TOWN   | - HUDSON                               | COUNTY | PER CAPITA:                   | PER CENT:                                   |
| Population 1960 35,547  | Net Valuation Taxable 134,365,139                                |  |        | Gross Debt 278.36             | Gross Debt 7.18                             |
| Population 1969 38,370  | State Equalized Value 151,687,896                                | General Tax Rate Per \$100. 6.81       |        | Net Debt 72.18                | Net Debt 1.86                               |
|                         | Net Valuation on Which County Taxes are apportioned: 167,401,407 | State Equalized General Tax Rate: 6.03 |        | Debt Service 18.58            | Tax Levy Collected 93.32                    |
| Moody Rating BAA        |  |  |        | Total Tax Levy 237.06         | Tax Levy Cancelled, Abated or Adjusted 1.76 |
| Land Area .90 Sq. Miles | State Equalization Ratio .8858                                   |  |        | Municipal Expenditures 166.10 |   |

| 1969 EXPENDITURES                      |                     | 1969 REVENUES                                     |                     | 1969 PROPERTY TAX                          |                   |
|--|---------------------|---|---------------------|--|-------------------|
| GENERAL GOVERNMENT                     |                     | 1969 — Property Taxes Collected                   |                     | STATE EQUALIZED TAX RATE                   |                   |
| Governing Body & Public Boards         |                     |   | 8,489,633.59        | Local District School Taxes                | 2.35 3,565,479.00 |
| Municipal Clerk                        | 36,445.00           | 1969 Payments in Lieu of Taxes                    | 24,417.02           | Regional & Consolidated School Tax         |                   |
| Financial Administration               | 87,430.00           | Delinquent Tax & Lien Collections                 | 243,445.93          | School Taxes in Municipal Budget           | .28 426,730.75    |
| Assessment of Taxes                    | 67,155.00           | Business Personalty Replacement Taxes             | 663,653.00          | County Taxes                               | 1.24 1,874,270.24 |
| Collection of Taxes                    | 37,295.00           | Taxes from Public Utilities                       | 310,469.96          | County Library Taxes                       |                   |
| Planning, Housing & Development        | 37,855.00           | Other Miscellaneous Tax Revenues                  | 752,384.68          | Local Municipal Purpose Taxes              | 2.11 3,202,163.44 |
| Human Resources                        | 8,750.00            | State Aid Revenues                                | 338,866.10          | Veteran & Senior Citizen Taxes             | .05 76,440.00     |
| Elections                              | 7,400.00            | Federal Aid Revenues                              |                     | Total Taxes for Rate Computation           | 6.03 9,145,083.43 |
| General Administration (other)         | 130,640.00          | Sale of Acquired Property                         |                     | Special District Taxes                     |                   |
| JUDICIARY                              |                     | Other Miscellaneous Revenues                      | 376,758.61          | Bank Stock Taxes                           | 10,739.22         |
| Municipal Courts                       | 30,710.00           | 1969 Revenues                                     | Total 11,199,628.89 | Added and Omitted Taxes                    | 16,788.07         |
| PUBLIC SAFETY                          |                     | Prior Years Surplus Appropriated                  | 200,000.00          | Total Taxes Levied - ABSTRACT              | 9,096,170.72      |
| Fire Protection                        | 933,235.00          | REVENUES  | TOTAL 11,399,628.89 | TOTAL TAXES BILLED                         | 9,097,323.54      |
| Police Protection                      | 888,920.00          |   |                     | 1969 TAXES COLLECTED                       | 8,489,633.59      |
| Civil Defense & Disaster Control       | 8,480.00            | 1969 REAL PROPERTY VALUATIONS                     |                     | 1969 Taxes Cancelled, Abated or Adjusted   | 159,858.11        |
| Environmental Inspection & Control     |                     | Code Class # of Parcels %VAL'N ASSESSED VALUATION |                     | Transfer to Tax Title Liens or Foreclosed  | 11,755.85         |
| Other Public Safety                    | 41,900.00           | 1 Vacant Land 120 .80 1,060,725.00                |                     | Balance Outstanding Dec. 31, 1969          | 436,075.99        |
| PUBLIC WORKS                           |                     | 2 Residential 2377 25.93 34,549,500.00            |                     | PRIOR YEARS TAXES OUTSTANDING              |                   |
| Streets and Drainage                   | 481,505.00          | 3 Farm  |                     | Balance January 1, 1969                    | 528,593.28        |
| Sewers and Sewage Processing           | 215,542.00          | 4a Commercial 906 26.43 35,218,975.00             |                     | Collected in 1969                          | 235,751.65        |
| Garbage and Trash Disposal             | 149,900.00          | 4b Industrial 262 10.06 13,403,825.00             |                     | Cancelled, Abated or Adjusted (1969)       | 31,020.09         |
| Public Buildings and Grounds           | 132,407.00          | 4c Apartments 445 36.78 49,010,750.00             |                     | Transfers to Tax Title Liens or Foreclosed | 7,997.28          |
| Other Public Works                     | 27,105.00           | Total 4110 100.00 133,243,775.00                  |                     | Balance December 31, 1969                  | 253,824.26        |
| HEALTH and WELFARE                     |                     | CAPITAL DEBT AUTHORIZED, DECEMBER 31, 1969        |                     | TAX TITLE UENS OUTSTANDING                 |                   |
| Health Services Except Environmental   | 153,615.00          | ISSUED AND UNISSUED GROSS DEBT NET DEBT           |                     | Balance January 1, 1969                    | 23,331.75         |
| Welfare-Public Assistance              | 85,440.00           | School 7,968,500 594,871                          |                     | Transfers From Taxes                       | 20,906.89         |
| Hospitals, Clinics, First Aid          |                     | Self-liquidating                                  |                     | Redeemed in 1969                           | 7,694.28          |
| Animal, Insect, & Rodent Control       |                     | Other 2,712,166 2,174,750                         |                     | Cancelled, Abated or Adjusted (1969)       |                   |
| Other Welfare Services                 |                     | Total 10,680,666 2,769,621                        |                     | Transfers to Foreclosed Property:          |                   |
| RECREATION and CONSERVATION            |                     | ISSUED AND OUTSTANDING                            |                     | Balance December 31, 1969                  | 36,544.36         |
| Beaches and Boardwalks                 |                     | School 3,237,000.00                               |                     | PROPERTY ACQUIRED BY DEED OR               |                   |
| Parks, Playgrounds, Shade Trees        | 200,007.00          | Self-Liquidating                                  |                     | FORECLOSURE                                |                   |
| Land Reclamation & Conservation        |                     | Other 2,534,000.00                                |                     | Balance January 1, 1969                    | 18,800.00         |
| Other Recreational Services            | 119,240.00          | Total 5,771,000.00                                |                     | Transfers From Taxes or Liens              |                   |
| EDUCATION (excluding schools)          |                     | EQUALIZED VALUATION BASIS                         |                     | Sale for Cash (1969)                       |                   |
| Libraries                              | 49,785.00           | FOR NET DEBT COMPUTATION 148,690,714.33           |                     | Cancelled, Abated or Adjusted (1969)       |                   |
| Other Educational Services             |                     | 1969 CAPITAL OUTLAY TOTAL 156,221.13              |                     | Balance December 31, 1969                  | 18,800.00         |
| STATUTORY EXPENDITURES                 |                     | Beaches and Boardwalks                            |                     | CURRENT FINANCES DECEMBER 31, 1969         |                   |
| Pensions & F.I.C.A.                    | 474,700.00          | Parks and Playgrounds                             | 10,983.50           | ASSETS                                     |                   |
| Employee Fringe Benefits               | 104,000.00          | Public Buildings and Grounds                      | 56,500.00           | Cash Dec. 31, 1969                         | 838,703.44        |
| Other Statutory Expenditures           |                     | Vehicular Equipment                               | 20,000.00           | Taxes Receivable                           | 689,900.25        |
| MUNICIPAL FUNCTIONS                    | TOTAL 4,509,461.00  | Streets, Roads, Sidewalks, Storm Sewers           | 27,000.00           | Tax Title Liens                            | 36,544.36         |
| CAPITAL IMPROVEMENTS                   | 72,000.00           | Sewer System                                      | 6,561.50            | Foreclosed Property                        | 18,800.00         |
| DEBT SERVICE                           |                     | Water Service                                     |                     | Emergencies & Other Deferred Charges       | 16,700.00         |
| Principal Payments                     | 426,000.00          | Other Utilities                                   |                     | State Aid Receivable                       | 146,974.08        |
| Interest Payments                      | 286,763.00          | Hospitals and Clinics                             |                     | Other Receivables                          | 223,290.49        |
| TYPE I SCHL DEBT *MEMO                 | 442,016.25          | Garbage and Trash Disposal Facilities             |                     | Total                                      | 1,970,912.62      |
| DEFERRED CHARGES                       | 276,300.00          | Health Equipment                                  |                     | LIABILITIES                                |                   |
| SCHOOL, COUNTY, SPECIAL DISTRICT TAXES | 5,866,479.99        | Library and Education Facilities                  |                     | Cash Liabilities                           | 538,787.13        |
| RESERVE FOR UNCOLLECTED TAXES          | 802,646.79          | Conservation and Recreation                       |                     | Reserves for Receivables                   | 968,535.10        |
| EXPENDITURES                           | TOTAL 12,239,650.78 | Other Expenditures                                | 35,176.13           | Surplus Dec. 31, 1969                      | 463,590.39        |
|  |                     |   |                     | Total                                      | 1,970,912.62      |

\* ABOVE DEBT SERVICE INCLUDES TYPE I SCHOOL DEBT

0722  
Population 1960 39,895  
Population 1969 44,320  
S & P Rating A  
Moody Rating A  
Land Area 12.10 Sq. Miles

WEST ORANGE TOWN - ESSEX COUNTY  
Net Valuation Taxable 266,239,400  
State Equalized Value 334,892,327 General Tax Rate Per \$100. 5.82  
Net Valuation on Which County Taxes are apportioned: 330,758,681  
State Equalization Ratio .7950 General Tax Rate: 4.62

PER CAPITA:  
Gross Debt 313.52  
Net Debt 63.65  
Debt Service 4.88  
Total Tax Levy 347.30  
Municipal Expenditures 145.59  
PER CENT:  
Gross Debt 4.54  
Net Debt .92  
Tax Levy Collected 97.51  
Tax Levy Cancelled, Abated or Adjusted .06

| 1969 EXPENDITURES                      |               | 1969 REVENUES                                     |                | 1969 PROPERTY TAX                          |                    |
|--|---------------|---|----------------|--|--------------------|
| GENERAL GOVERNMENT                     |               | 1969 — Property Taxes Collected                   |                | STATE EQUALIZED TAX RATE                   |                    |
| Governing Body & Public Boards         | 38,866.00     | 1969 Payments in Lieu of Taxes                    |                | Local District School Taxes                | 2.29 7,661,629.50  |
| Municipal Clerk                        | 30,329.99     | Delinquent Tax & Lien Collections                 |                | Regional & Consolidated School Tax         |                    |
| Financial Administration               | 110,654.00    | Business Personalty Replacement Taxes             |                | School Taxes in Municipal Budget           |                    |
| Assessment of Taxes                    | 68,086.00     | Taxes from Public Utilities                       |                | County Taxes                               | 1.11 3,730,473.17  |
| Collection of Taxes                    | 37,870.00     | Other Miscellaneous Tax Revenues                  |                | County Library Taxes                       |                    |
| Planning, Housing & Development        | 26,663.06     | State Aid Revenues                                |                | Local Municipal Purpose Taxes              | 1.16 3,891,841.94  |
| Human Resources                        | 1,625.00      | Federal Aid Revenues                              |                | Veteran & Senior Citizen Taxes             | .06 207,430.00     |
| Elections                              | 5,700.00      | Sale of Acquired Property                         |                | Total Taxes for Rate Computation           | 4.62 15,491,374.61 |
| General Administration (other)         | 259,705.00    | Other Miscellaneous Revenues                      |                | Special District Taxes                     |                    |
| JUDICIARY                              |               | 1969 Revenues                                     |                | Bank Stock Taxes                           | 12,300.76          |
| Municipal Courts                       | 33,960.00     | Prior Years Surplus Appropriated                  |                | Added and Omitted Taxes                    | 96,163.86          |
| PUBLIC SAFETY                          |               | REVENUES  |                | Total Taxes Levied - ABSTRACT              | 15,392,409.23      |
| Fire Protection                        | 1,041,918.96  | 1969 REAL PROPERTY VALUATIONS                     |                | TOTAL TAXES BILLED                         | 15,396,297.70      |
| Police Protection                      | 1,016,548.00  | Code Class # of Parcels %VAL'N ASSESSED VALUATION |                | 1969 TAXES COLLECTED                       | 15,012,702.52      |
| Civil Defense & Disaster Control       | 3,910.00      | 1 Vacant Land 912 2.50                            | 6,577,300.00   | 1969 Taxes Cancelled, Abated or Adjusted   | 9,139.72           |
| Environmental Inspection & Control     | 73,999.00     | 2 Residential 9719 74.93                          | 196,793,300.00 | Transfer to Tax Title Liens or Foreclosed  | 13,440.76          |
| Other Public Safety                    |               | 3 Farm 1 .01                                      | 18,100.00      | Balance Outstanding Dec. 31, 1969          | 361,014.70         |
| PUBLIC WORKS                           |               | 4a Commercial 409 12.47                           | 32,752,500.00  | PRIOR YEARS TAXES OUTSTANDING              |                    |
| Streets and Drainage                   | 532,282.57    | 4b Industrial 76 3.35                             | 8,792,100.00   | Balance January 1, 1969                    | 567,988.11         |
| Sewers and Sewage Processing           | 130,760.22    | 4c Apartments 48 6.74                             | 17,696,900.00  | Collected in 1969                          | 449,110.70         |
| Garbage and Trash Disposal             | 293,175.00    | Total 11165 100.00                                | 262,630,200.00 | Cancelled, Abated or Adjusted (1969)       | 1,379.73           |
| Public Buildings and Grounds           | 93,327.80     | CAPITAL DEBT AUTHORIZED, DECEMBER 31, 1969        |                | Transfers to Tax Title Liens or Foreclosed | 4,798.48           |
| Other Public Works                     | 5,000.00      | ISSUED AND UNISSUED GROSS DEBT NET DEBT           |                | Balance December 31, 1969                  | 112,699.20         |
| HEALTH and WELFARE                     |               | School 9,879,000                                  | 8,983          | TAX TITLE LIENS OUTSTANDING                |                    |
| Health Services Except Environmental   | 113,288.00    | Self-Liquidating 425,000                          | 2,812,177      | Balance January 1, 1969                    | 33,183.27          |
| Welfare-Public Assistance              | 25,531.00     | Other 3,591,220                                   | 2,821,161      | Transfers From Taxes                       | 18,687.72          |
| Hospitals, Clinics, First Aid          | 4,300.00      | Total 13,895,220                                  |                | Redeemed in 1969                           | 1,034.50           |
| Animal, Insect, & Rodent Control       | 15,734.00     | ISSUED AND OUTSTANDING                            |                | Cancelled, Abated or Adjusted (1969)       | 223.78             |
| Other Welfare Services                 |               | School 9,879,000.00                               |                | Transfers to Foreclosed Property           |                    |
| RECREATION and CONSERVATION            |               | Self-Liquidating 425,000.00                       |                | Balance December 31, 1969                  | 50,612.71          |
| Beaches and Boardwalks                 |               | Other 2,349,000.00                                |                | PROPERTY ACQUIRED BY DEED OR               |                    |
| Parks, Playgrounds, Shade Trees        | 261,241.92    | Total 12,653,000.00                               |                | FORECLOSURE                                |                    |
| Land Reclamation & Conservation        |               | EQUALIZED VALUATION BASIS                         |                | Balance January 1, 1969                    | 230,078.60         |
| Other Recreational Services            | 35,555.00     | FOR NET DEBT COMPUTATION                          |                | Transfers From Taxes or Liens              |                    |
| EDUCATION (excluding schools)          |               | 1969 CAPITAL OUTLAY TOTAL                         | 324,052.09     | Sale for Cash (1969)                       | 40,200.00          |
| Libraries                              | 196,600.00    | Beaches and Boardwalks                            | 2,000.42       | Cancelled, Abated or Adjusted (1969)       |                    |
| Other Educational Services             |               | Parks and Playgrounds                             | 39,937.90      | Balance December 31, 1969                  | 189,878.60         |
| STATUTORY EXPENDITURES                 |               | Public Buildings and Grounds                      | 31,083.75      | PROPERTY ACQUIRED BY DEED OR               |                    |
| Pensions & F.I.C.A.                    | 475,295.28    | Vehicular Equipment                               | 38,421.67      | FORECLOSURE                                |                    |
| Employee Fringe Benefits               | 243,665.00    | Streets, Roads, Sidewalks, Storm Sewers           | 153,693.62     | Balance January 1, 1969                    | 230,078.60         |
| Other Statutory Expenditures           |               | Sewer System                                      |                | Transfers From Taxes or Liens              |                    |
| MUNICIPAL FUNCTIONS                    |               | Water Service                                     |                | Sale for Cash (1969)                       | 40,200.00          |
| CAPITAL IMPROVEMENTS                   |               | Other Utilities                                   | 1,379.21       | Cancelled, Abated or Adjusted (1969)       |                    |
| DEBT SERVICE                           |               | Hospitals and Clinics                             |                | Balance December 31, 1969                  | 189,878.60         |
| Principal Payments                     | 119,000.00    | Garbage and Trash Disposal Facilities             |                | CURRENT FINANCES DECEMBER 31, 1969         |                    |
| Interest Payments                      | 97,487.94     | Health Equipment                                  |                | ASSETS                                     |                    |
| DEFERRED CHARGES                       |               | Library and Education Facilities                  |                | Cash Dec. 31, 1969                         | 1,465,421.23       |
| SCHOOL, COUNTY, SPECIAL DISTRICT TAXES | 17,442.26     | Conservation and Recreation                       |                | Taxes Receivable                           | 473,713.90         |
| RESERVE FOR UNCOLLECTED TAXES          | 993,157.85    | Other Expenditures                                | 57,535.52      | Tax Title Liens                            | 50,612.71          |
| EXPENDITURES                           |               |   |                | Foreclosed Property                        | 189,878.60         |
| TOTAL                                  | 17,844,431.52 |   |                | Emergencies & Other Deferred Charges       | 52,440.28          |
|  |               |   |                | State Aid Receivable                       | 100,079.70         |
|  |               |   |                | Other Receivables                          | 229,189.60         |
|  |               |   |                | Total                                      | 2,561,336.02       |
|  |               |   |                | LIABILITIES                                |                    |
|  |               |   |                | Cash Liabilities                           | 492,644.12         |
|  |               |   |                | Reserves for Receivables                   | 943,394.81         |
|  |               |   |                | Surplus Dec. 31, 1969                      | 1,125,297.09       |
|  |               |   |                | Total                                      | 2,561,336.02       |

1616  
Population 1960 7,602  
Population 1969 11,880  
Moody Rating  
Land Area 3.00 Sq Miles

WEST PATERSON BORO - PASSAIC COUNTY  
Net Valuation Taxable 78,684,488  
State Equalized Value 89,090,226  
Net Valuation on Which County Taxes  
are apportioned: 94,046,835  
State Equalization Ratio .8832  
General Tax Rate Per \$100. 3.15  
State Equalized  
General Tax Rate: 2.78

PER CAPITA:  
Gross Debt 354.25  
Net Debt 96.45  
Debt Service 6.26  
Total Tax Levy 206.05  
Municipal Expenditures 78.76

PER CENT:  
Gross Debt 4.99  
Net Debt 1.36  
Tax Levy Collected 98.39  
Tax Levy Cancelled, Abated  
or Adjusted

| 1969 EXPENDITURES                             |                           | 1969 REVENUES                                     |                           | 1969 PROPERTY TAX                          |              |
|---|---------------------------|---|---------------------------|--|--------------|
| <b>GENERAL GOVERNMENT</b>                     |                           |   |                           | <b>STATE EQUALIZED TAX RATE</b>            |              |
| Governing Body & Public Boards                | 8,700.00                  | 1969 — Property Taxes Collected                   | 2,409,643.30              | Local District School Taxes .95            | 842,780.22   |
| Municipal Clerk                               |                           | 1969 Payments in Lieu of Taxes                    | 1,056.70                  | Regional & Consolidated School Tax .73     | 650,300.10   |
| Financial Administration                      | 36,810.00                 | Delinquent Tax & Lien Collections                 | 43,809.35                 | School Taxes in Municipal Budget           |              |
| Assessment of Taxes                           | 30,250.00                 | Business Personalty Replacement Taxes             | 131,764.00                | County Taxes .62                           | 556,470.98   |
| Collection of Taxes                           | 13,550.00                 | Taxes from Public Utilities                       | 102,740.65                | County Library Taxes                       |              |
| Planning, Housing & Development               | 3,900.00                  | Other Miscellaneous Tax Revenues                  |                           | Local Municipal Purpose Taxes .42          | 369,800.11   |
| Human Resources                               |                           | State Aid Revenues                                | 35,154.67                 | Veteran & Senior Citizen Taxes .07         | 58,410.00    |
| Elections                                     | 1,600.00                  | Federal Aid Revenues                              | 19,350.00                 | Total Taxes for Rate Computation 2.79      | 2,477,761.41 |
| General Administration (other)                | 61,025.00                 | Sale of Acquired Property                         |                           | Special District Taxes                     |              |
| <b>JUDICIARY</b>                              |                           | Other Miscellaneous Revenues                      | 78,008.93                 | Bank Stock Taxes                           | 1,848.33     |
| Municipal Courts                              | 6,225.00                  | 1969 Revenues                                     | Total 2,821,527.60        | Added and Omitted Taxes                    | 26,667.89    |
| <b>PUBLIC SAFETY</b>                          |                           | Prior Years Surplus Appropriated                  | 150,000.00                | Total Taxes Levied - ABSTRACT              | 2,447,867.63 |
| Fire Protection                               | 44,200.00                 | <b>REVENUES</b>                                   | <b>TOTAL</b> 2,971,527.60 | <b>TOTAL TAXES BILLED</b>                  | 2,449,085.93 |
| Police Protection                             | 186,900.00                |   |                           | <b>1969 TAXES COLLECTED</b>                | 2,409,643.30 |
| Civil Defense & Disaster Control              | 5,000.00                  | <b>1969 REAL PROPERTY VALUATIONS</b>              |                           | 1969 Taxes Cancelled, Abated or Adjusted   |              |
| Environmental Inspection & Control            | 3,979.00                  | Code Class # of Parcels %VAL'N                    | ASSESSED VALUATION        | Transfer to Tax Title Liens or Foreclosed  | 228.60       |
| Other Public Safety                           |                           | 1 Vacant Land 226 4.88                            | 3,805,800.00              | Balance Outstanding Dec. 31, 1969          | 39,214.03    |
| <b>PUBLIC WORKS</b>                           |                           | 2 Residential 2215 65.27                          | 50,913,800.00             | <b>PRIOR YEARS TAXES OUTSTANDING</b>       |              |
| Streets and Drainage                          | 79,150.00                 | 3 Farm 2 .04                                      | 33,800.00                 | Balance January 1, 1969                    | 71,662.18    |
| Sewers and Sewage Processing                  | 71,400.00                 | 4a Commercial 66 8.91                             | 6,947,700.00              | Collected in 1969                          | 43,009.35    |
| Garbage and Trash Disposal                    | 68,300.00                 | 4b Industrial 27 13.67                            | 10,660,000.00             | Cancelled, Abated or Adjusted (1969)       |              |
| Public Buildings and Grounds                  | 5,700.00                  | 4c Apartments 6 7.24                              | 5,647,400.00              | Transfers to Tax Title Liens or Foreclosed |              |
| Other Public Works                            | 1,000.00                  | Total 2542 100.01                                 | 78,008,500.00             | Balance December 31, 1969                  | 28,652.83    |
| <b>HEALTH and WELFARE</b>                     |                           | <b>CAPITAL DEBT AUTHORIZED, DECEMBER 31, 1969</b> |                           | <b>TAX TITLE LIENS OUTSTANDING</b>         |              |
| Health Services Except Environmental          | 10,800.00                 | <b>ISSUED AND UNISSUED</b>                        | <b>GROSS DEBT</b>         | Balance January 1, 1969                    | 923.85       |
| Welfare-Public Assistance                     | 2,275.00                  | School  | 2,608,675                 | Transfers From Taxes                       | 228.60       |
| Hospitals, Clinics, First Aid                 |                           | Self-liquidating                                  | 439,752                   | Redeemed in 1969                           | 800.00       |
| Animal, Insect, & Rodent Control              |                           | Other   | 1,160,095                 | Cancelled, Abated or Adjusted (1969)       |              |
| Other Welfare Services                        |                           | Total   | 4,208,523                 | Transfers to Foreclosed Property           |              |
| <b>RECREATION and CONSERVATION</b>            |                           | <b>ISSUED AND OUTSTANDING</b>                     |                           | Balance December 31, 1969                  | 352.45       |
| Beaches and Boardwalks                        |                           | School  | 1,948,075.45              | <b>PROPERTY ACQUIRED BY DEED OR</b>        |              |
| Parks, Playgrounds, Shade Trees               | 24,200.00                 | Self-Liquidating                                  | 74,010.00                 | <b>FORECLOSURE</b>                         |              |
| Land Reclamation & Conservation               | 19,350.00                 | Other   | 675,800.00                | Balance January 1, 1969                    | 169,800.00   |
| Other Recreational Services                   | 3,300.00                  | Total   | 2,697,885.45              | Transfers From Taxes or Liens              |              |
| <b>EDUCATION (excluding schools)</b>          |                           | <b>EQUALIZED VALUATION BASIS</b>                  |                           | Sale for Cash (1969)                       |              |
| Libraries                                     | 23,150.00                 | <b>FOR NET DEBT COMPUTATION</b>                   | 84,300,142.67             | Cancelled, Abated or Adjusted (1969)       |              |
| Other Educational Services                    |                           | <b>1969 CAPITAL OUTLAY</b>                        | <b>TOTAL</b> 220,498.72   | Balance December 31, 1969                  | 169,800.00   |
| <b>STATUTORY EXPENDITURES</b>                 |                           | Beaches and Boardwalks                            |                           | <b>CURRENT FINANCES DECEMBER 31, 1969</b>  |              |
| Pensions & F.I.C.A.                           | 37,799.70                 | Parks and Playgrounds                             | 20,268.03                 | <b>ASSETS</b>                              |              |
| Employee Fringe Benefits                      | 8,800.00                  | Public Buildings and Grounds                      | 81,112.66                 | Cash Dec. 31, 1969                         | 253,941.11   |
| Other Statutory Expenditures                  |                           | Vehicular Equipment                               | 910.36                    | Taxes Receivable                           | 67,866.86    |
| <b>MUNICIPAL FUNCTIONS</b>                    | <b>TOTAL</b> 757,363.70   | Streets, Roads, Sidewalks, Storm Sewers           | 60,584.07                 | Tax Title Liens                            | 352.45       |
| <b>CAPITAL IMPROVEMENTS</b>                   | 13,500.00                 | Sewer System                                      |                           | Foreclosed Property                        | 169,800.00   |
| <b>DEBT SERVICE</b>                           |                           | Water Service                                     | 56,568.08                 | Emergencies & Other Deferred Charges       | 40,000.00    |
| Principal Payments                            | 54,000.00                 | Other Utilities                                   |                           | State Aid Receivable                       | 22,213.67    |
| Interest Payments                             | 20,399.00                 | Hospitals and Clinics                             |                           | Other Receivables                          | 8,181.66     |
| <b>DEFERRED CHARGES</b>                       | 17,317.27                 | Garbage and Trash Disposal Facilities             |                           | Total                                      | 562,355.75   |
| <b>SCHOOL, COUNTY, SPECIAL DISTRICT TAXES</b> | 2,049,551.30              | Health Equipment                                  |                           | <b>LIABILITIES</b>                         |              |
| <b>RESERVE FOR UNCOLLECTED TAXES</b>          | 73,060.79                 | Library and Education Facilities                  | 1,030.52                  | Cash Liabilities                           | 162,151.78   |
|   |                           | Conservation and Recreation                       |                           | Reserves for Receivables                   | 246,200.97   |
| <b>EXPENDITURES</b>                           | <b>TOTAL</b> 2,985,192.06 | Other Expenditures                                | 25.00                     | Surplus Dec. 31, 1969                      | 154,003.00   |
|   |                           |   |                           | <b>Total</b>                               | 562,355.75   |

0821  
Population 1960 4,951  
Population 1969 6,260  
Moody Rating  
Land Area 1.04 Sq. Miles

WESTVILLE BORO - GLOUCESTER COUNTY  
Net Valuation Taxable 5,714,598  
State Equalized Value 19,807,965  
Net Valuation on Which County Taxes  
are apportioned: 20,173,163  
State Equalization Ratio .2885  
General Tax Rate Per \$100. 13.38  
State Equalized  
General Tax Rate: 3.86

PER CAPITA:  
Gross Debt 146.32  
Net Debt 20.20  
Debt Service 13.82  
Total Tax Levy 117.52  
Municipal Expenditures 81.23  
PER CENT:  
Gross Debt 4.75  
Net Debt .66  
Tax Levy Collected 96.62  
Tax Levy Cancelled, Abated  
or Adjusted .07

| 1969 EXPENDITURES                      |                   | 1969 REVENUES                              |                         | 1969 PROPERTY TAX                          |            |
|--|-------------------|--|-------------------------|--|------------|
| <b>GENERAL GOVERNMENT</b>              |                   | 1969 — Property Taxes Collected 712,555.05 |                         | <b>STATE EQUALIZED TAX RATE</b>            |            |
| Governing Body & Public Boards         |                   | 1969 Payments in Lieu of Taxes             |                         | Local District School Taxes .90            | 178,318.64 |
| Municipal Clerk                        | 10,210.00         | Delinquent Tax & Lien Collections          | 21,935.86               | Regional & Consolidated School Tax .69     | 136,862.38 |
| Financial Administration               | 20,054.58         | Business Personality Replacement Taxes     | 28,611.00               | School Taxes in Municipal Budget           |            |
| Assessment of Taxes                    | 6,670.67          | Taxes from Public Utilities                | 55,431.36               | County Taxes .61                           | 121,159.17 |
| Collection of Taxes                    | 9,895.00          | Other Miscellaneous Tax Revenues           |                         | County Library Taxes                       |            |
| Planning, Housing & Development        | 1,594.75          | State Aid Revenues                         | 30,595.35               | Local Municipal Purpose Taxes 1.46         | 289,371.60 |
| Human Resources                        |                   | Federal Aid Revenues                       |                         | Veteran & Senior Citizen Taxes .19         | 37,870.00  |
| Elections                              | 1,050.00          | Sale of Acquired Property                  |                         | Total Taxes for Rate Computation 3.85      | 763,581.79 |
| General Administration (other)         | 11,306.00         | Other Miscellaneous Revenues               | 72,591.88               | Special District Taxes                     |            |
| <b>JUDICIARY</b>                       |                   | 1969 Revenues                              | 921,720.50              | Bank Stock Taxes                           | 4,022.38   |
| Municipal Courts                       | 4,820.00          | Prior Years Surplus Appropriated           | 15,000.00               | Added and Omitted Taxes                    | 5,960.79   |
| <b>PUBLIC SAFETY</b>                   |                   | <b>REVENUES</b>                            | <b>TOTAL</b> 936,720.50 | Total Taxes Levied - ABSTRACT              | 735,694.96 |
| Fire Protection                        | 8,594.00          |  |                         | <b>TOTAL TAXES BILLED</b>                  | 737,456.10 |
| Police Protection                      | 66,440.00         |  |                         | 1969 TAXES COLLECTED                       | 712,555.05 |
| Civil Defense & Disaster Control       | 400.00            |  |                         | 1969 Taxes Cancelled, Abated or Adjusted   | 535.20     |
| Environmental Inspection & Control     | 2,820.00          |  |                         | Transfer to Tax Title Liens or Foreclosed  | 40.14      |
| Other Public Safety                    |                   |  |                         | Balance Outstanding Dec. 31, 1969          | 24,325.71  |
| <b>PUBLIC WORKS</b>                    |                   |  |                         | <b>PRIOR YEARS TAXES OUTSTANDING</b>       |            |
| Streets and Drainage                   | 47,290.00         |  |                         | Balance January 1, 1969                    | 20,793.50  |
| Sewers and Sewage Processing           | 71,065.00         |  |                         | Collected in 1969                          | 20,793.50  |
| Garbage and Trash Disposal             | 28,450.00         |  |                         | Cancelled, Abated or Adjusted (1969)       |            |
| Public Buildings and Grounds           | 4,100.00          |  |                         | Transfers to Tax Title Liens or Foreclosed |            |
| Other Public Works                     |                   |  |                         | Balance December 31, 1969                  |            |
| <b>HEALTH and WELFARE</b>              |                   |  |                         | <b>TAX TITLE LIENS OUTSTANDING</b>         |            |
| Health Services Except Environmental   | 5,125.00          |  |                         | Balance January 1, 1969                    | 1,447.49   |
| Welfare-Public Assistance              | 2,800.00          |  |                         | Transfers From Taxes                       | 40.14      |
| Hospitals, Clinics, First Aid          |                   |  |                         | Redeemed in 1969                           | 1,142.36   |
| Animal, Insect, & Rodent Control       | 1,300.00          |  |                         | Cancelled, Abated or Adjusted (1969)       |            |
| Other Welfare Services                 |                   |  |                         | Transfers to Foreclosed Property           |            |
| <b>RECREATION and CONSERVATION</b>     |                   |  |                         | Balance December 31, 1969                  | 345.27     |
| Beaches and Boardwalks                 |                   |  |                         | <b>PROPERTY ACQUIRED BY DEED OR</b>        |            |
| Parks, Playgrounds, Shade Trees        | 7,800.00          |  |                         | <b>FORECLOSURE</b>                         |            |
| Land Reclamation & Conservation        |                   |  |                         | Balance January 1, 1969                    | 12,850.00  |
| Other Recreational Services            | 800.00            |  |                         | Transfers From Taxes or Liens              |            |
| <b>EDUCATION (excluding schools)</b>   |                   |  |                         | Sale for Cash (1969)                       |            |
| Libraries                              | 4,600.00          |  |                         | Cancelled, Abated or Adjusted (1969)       |            |
| Other Educational Services             |                   |  |                         | Balance December 31, 1969                  | 12,850.00  |
| <b>STATUTORY EXPENDITURES</b>          |                   |  |                         | <b>CURRENT FINANCES DECEMBER 31, 1969</b>  |            |
| Pensions & F.I.C.A.                    | 20,531.00         |  |                         | <b>ASSETS</b>                              |            |
| Employee Fringe Benefits               | 5,225.00          |  |                         | Cash Dec. 31, 1969                         | 116,714.56 |
| Other Statutory Expenditures           |                   |  |                         | Taxes Receivable                           | 24,325.71  |
| <b>MUNICIPAL FUNCTIONS</b>             |                   |  |                         | Tax Title Liens                            | 345.27     |
| CAPITAL IMPROVEMENTS                   | 7,200.00          |  |                         | Foreclosed Property                        | 12,850.00  |
| <b>DEBT SERVICE</b>                    |                   |  |                         | Emergencies & Other Deferred Charges       | 87,500.00  |
| Principal Payments                     | 78,722.10         |  |                         | State Aid Receivable                       | 14,076.23  |
| Interest Payments                      | 7,806.27          |  |                         | Other Receivables                          | 17,675.13  |
|  |                   |  |                         | <b>Total</b>                               | 273,486.90 |
| <b>DEFERRED CHARGES</b>                |                   |  |                         | <b>LIABILITIES</b>                         |            |
| SCHOOL, COUNTY, SPECIAL DISTRICT TAXES | 37,170.75         |  |                         | Cash Liabilities                           | 48,869.47  |
| RESERVE FOR UNCOLLECTED TAXES          | 436,340.19        |  |                         | Reserves for Receivables                   | 133,946.11 |
|  | 34,635.76         |  |                         | Surplus Dec. 31, 1969                      | 90,671.32  |
| <b>EXPENDITURES</b>                    |                   |  |                         | <b>Total</b>                               | 273,486.90 |
| <b>TOTAL</b>                           | <b>944,816.07</b> |  |                         |  |            |

0513  
Population 1960 207  
Population 1969 230  
Moody Rating  
Land Area .40 Sq. Miles

WEST WILDWOOD BORO - CAPE MAY COUNTY

Net Valuation Taxable 4,241,461  
State Equalized Value 4,092,494  
Net Valuation on Which County Taxes are apportioned: 4,043,163  
State Equalization Ratio 1.0364  
General Tax Rate Per \$100. 2.42  
State Equalized General Tax Rate: 2.50

PER CAPITA:  
Gross Debt 728.26  
Net Debt 728.26  
Debt Service 56.52  
Total Tax Levy 434.86  
Municipal Expenditures 473.91

PER CENT:  
Gross Debt 4.49  
Net Debt 4.49  
Tax Levy Collected 92.76  
Tax Levy Cancelled, Abated or Adjusted

| 1969 EXPENDITURES                      |                 | 1969 REVENUES   |              | 1969 PROPERTY TAX                               |                   |
|--|-----------------|---|--------------|---|-------------------|
| <b>GENERAL GOVERNMENT</b>              |                 |   |              | <b>STATE EQUALIZED TAX RATE</b>                 |                   |
| Governing Body & Public Boards         |                 | 1969 — Property Taxes Collected                           | 92,772.37    | Local District School Taxes .64                 | 26,000.00         |
| Municipal Clerk                        |                 | 1969 Payments in Lieu of Taxes                            |              | Regional & Consolidated School Tax              |                   |
| Financial Administration               | 12,625.85       | Delinquent Tax & Lien Collections                         | 8,589.15     | School Taxes in Municipal Budget                |                   |
| Assessment of Taxes                    | 949.00          | Business Personalty Replacement Taxes                     | 1,830.00     | County Taxes .54                                | 22,032.09         |
| Collection of Taxes                    | 2,961.50        | Taxes from Public Utilities                               | 9,605.87     | County Library Taxes .01                        | 576.99            |
| Planning, Housing & Development        |                 | Other Miscellaneous Tax Revenues                          |              | Local Municipal Purpose Taxes 1.25              | 51,000.00         |
| Human Resources                        |                 | State Aid Revenues  | 5,318.73     | Veteran & Senior Citizen Taxes .07              | 2,990.00          |
| Elections                              | 600.00          | Federal Aid Revenues                                      |              | Total Taxes for Rate Computation 2.51           | 102,599.08        |
| General Administration (other)         | 4,775.00        | Sale of Acquired Property                                 | 20,000.00    | Special District Taxes                          |                   |
| <b>JUDICIARY</b>                       |                 | Other Miscellaneous Revenues                              | 15,179.05    | Bank Stock Taxes                                |                   |
| Municipal Courts                       | 785.00          | 1969 Revenues   | 153,295.17   | Added and Omitted Taxes                         | 407.99            |
| <b>PUBLIC SAFETY</b>                   |                 | Prior Years Surplus Appropriated                          | 20,000.00    | Total Taxes Levied - ABSTRACT                   | 100,017.07        |
| Fire Protection                        | 2,575.00        | <b>REVENUES</b>   | <b>TOTAL</b> | <b>TOTAL TAXES BILLED</b>                       | <b>100,017.07</b> |
| Police Protection                      | 7,560.07        |   |              | <b>1969 TAXES COLLECTED</b>                     | <b>92,772.37</b>  |
| Civil Defense & Disaster Control       |                 |   |              | 1969 Taxes Cancelled, Abated or Adjusted        |                   |
| Environmental Inspection & Control     | 505.00          | <b>1969 REAL PROPERTY VALUATIONS</b>                      |              | Transfer to Tax Title Liens or Foreclosed       |                   |
| Other Public Safety                    |                 | Code Class # of Parcels %VAL'N ASSESSED VALUATION         |              | Balance Outstanding Dec. 31, 1969               | 7,244.70          |
| <b>PUBLIC WORKS</b>                    |                 | 1 Vacant Land 300 8.14 343,750.00                         |              | <b>PRIOR YEARS TAXES OUTSTANDING</b>            |                   |
| Streets and Drainage                   | 12,950.00       | 2 Residential 481 85.08 3,592,450.00                      |              | Balance January 1, 1969                         | 7,352.85          |
| Sewers and Sewage Processing           | 18,350.00       | 3 Farm  |              | Collected in 1969                               | 7,347.45          |
| Garbage and Trash Disposal             | 2,325.00        | 4a Commercial 12 3.63 153,400.00                          |              | Cancelled, Abated or Adjusted (1969)            | 5.40              |
| Public Buildings and Grounds           | 2,616.15        | 4b Industrial   |              | Transfers to Tax Title Liens or Foreclosed      |                   |
| Other Public Works                     | 1,484.50        | 4c Apartments 5 3.15 132,800.00                           |              | Balance December 31, 1969                       |                   |
| <b>HEALTH and WELFARE</b>              |                 | Total 798 100.00 4,222,400.00                             |              | <b>TAX TITLE LIENS OUTSTANDING</b>              |                   |
| Health Services Except Environmental   | 50.00           | <b>CAPITAL DEBT AUTHORIZED, DECEMBER 31, 1969</b>         |              | Balance January 1, 1969                         | 3,420.20          |
| Welfare-Public Assistance              | 150.00          | ISSUED AND UNISSUED                                       |              | Transfers From Taxes                            |                   |
| Hospitals, Clinics, First Aid          |                 | School  |              | Redeemed in 1969                                | 1,241.70          |
| Animal, Insect, & Rodent Control       | 811.93          | Self-liquidating  |              | Cancelled, Abated or Adjusted (1969)            |                   |
| Other Welfare Services                 |                 | Other   | 167,500      | Transfers to Foreclosed Property                |                   |
| <b>RECREATION and CONSERVATION</b>     |                 | Total   | 167,500      | Balance December 31, 1969                       | 2,178.50          |
| Beaches and Boardwalks                 | 610.00          | ISSUED AND OUTSTANDING                                    |              | <b>PROPERTY ACQUIRED BY DEED OR FORECLOSURE</b> |                   |
| Parks, Playgrounds, Shade Trees        |                 | School  |              | Balance January 1, 1969                         | 20,960.00         |
| Land Reclamation & Conservation        |                 | Self-Liquidating  |              | Transfers From Taxes or Liens                   |                   |
| Other Recreational Services            |                 | Other   | 160,000.00   | Sale for Cash (1969)                            | 20,000.00         |
| <b>EDUCATION (excluding schools)</b>   |                 | Total   | 160,000.00   | Cancelled, Abated or Adjusted (1969)            |                   |
| Libraries                              |                 | <b>EQUALIZED VALUATION BASIS FOR NET DEBT COMPUTATION</b> |              | Balance December 31, 1969                       | 960.00            |
| Other Educational Services             |                 |   | 3,732,960.67 | <b>CURRENT FINANCES DECEMBER 31, 1969</b>       |                   |
| <b>STATUTORY EXPENDITURES</b>          |                 | 1969 CAPITAL OUTLAY                                       | TOTAL        | <b>ASSETS</b>                                   |                   |
| Pensions & F.I.C.A.                    | 1,300.00        | Beaches and Boardwalks                                    |              | Cash Dec. 31, 1969                              | 52,137.51         |
| Employee Fringe Benefits               |                 | Parks and Playgrounds                                     |              | Taxes Receivable                                | 7,244.70          |
| Other Statutory Expenditures           |                 | Public Buildings and Grounds                              | 426.12       | Tax Title Liens                                 | 2,178.50          |
| <b>MUNICIPAL FUNCTIONS</b>             | <b>TOTAL</b>    | Vehicular Equipment                                       |              | Foreclosed Property                             | 960.00            |
| <b>CAPITAL IMPROVEMENTS</b>            | <b>6,000.00</b> | Streets, Roads, Sidewalks, Storm Sewers                   | 12,500.00    | Emergencies & Other Deferred Charges            | 13,699.57         |
| <b>DEBT SERVICE</b>                    |                 | Sewer System  | 21.30        | State Aid Receivable                            | 5,375.87          |
| Principal Payments                     | 5,000.00        | Water Service   |              | Other Receivables                               | 3,587.42          |
| Interest Payments                      | 8,000.00        | Other Utilities   |              | Total   | 85,183.57         |
| <b>DEFERRED CHARGES</b>                |                 | Hospitals and Clinics                                     |              | <b>LIABILITIES</b>                              |                   |
| SCHOOL, COUNTY, SPECIAL DISTRICT TAXES | 2,766.63        | Garbage and Trash Disposal Facilities                     |              | Cash Liabilities                                | 19,483.61         |
| RESERVE FOR UNCOLLECTED TAXES          | 13,249.37       | Health Equipment  |              | Reserves for Receivables                        | 13,970.62         |
| <b>EXPENDITURES</b>                    | <b>TOTAL</b>    | Library and Education Facilities                          |              | Surplus Dec. 31, 1969                           | 51,729.34         |
|  |                 | Conservation and Recreation                               |              | Total   | 85,183.57         |
|  |                 | Other Expenditures  | 90.53        |   |                   |



1113  
Population 1960 4,016  
Population 1969 6,790  
Moody Rating  
Land Area 26.84 Sq. Miles

WEST WINDSOR TWP - MERCER COUNTY  
Net Valuation Taxable 44,976,040  
State Equalized Value 84,956,630 General Tax Rate Per \$100. 5.11  
Net Valuation on Which County Taxes  
are apportioned: 86,783,776 State Equalized  
State Equalization Ratio .5294 General Tax Rate: 2.70

PER CAPITA:  
Gross Debt 165.41  
Net Debt  
Debt Service  
Total Tax Levy 344.90  
Municipal Expenditures 108.51

PER CENT:  
Gross Debt 1.47  
Net Debt  
Tax Levy Collected 97.23  
Tax Levy Cancelled, Abated  
or Adjusted .26

| 1969 EXPENDITURES                      |              | 1969 REVENUES                              |  | 1969 PROPERTY TAX                          |  |
|--|--------------|--|--|--|--|
| GENERAL GOVERNMENT                     |              | 1969 — Property Taxes Collected            |  | STATE EQUALIZED TAX RATE                   |  |
| Governing Body & Public Boards         |              | 2,277,019.49                               |  | 1.78                                       |  |
| Municipal Clerk                        |              | 104,208.64                                 |  | 1,508,302.60                               |  |
| Financial Administration               | 16,910.63    | 108,023.00                                 |  | Regional & Consolidated School Tax         |  |
| Assessment of Taxes                    | 10,853.12    | 194,863.23                                 |  | School Taxes in Municipal Budget           |  |
| Collection of Taxes                    | 9,798.00     | 10,910.67                                  |  | County Taxes                               |  |
| Planning, Housing & Development        | 15,230.99    | 35,960.21                                  |  | County Library Taxes                       |  |
| Human Resources                        |              | 201,553.12                                 |  | Local Municipal Purpose Taxes              |  |
| Elections                              | 333.43       | 2,932,538.36                               |  | Veteran & Senior Citizen Taxes             |  |
| General Administration (other)         | 45,907.77    | 200,000.00                                 |  | Total Taxes for Rate Computation           |  |
| JUDICIARY                              |              | 3,132,538.36                               |  | Special District Taxes                     |  |
| Municipal Courts                       | 13,018.03    | Total                                      |  | Bank Stock Taxes                           |  |
| PUBLIC SAFETY                          |              | REVENUES                                   |  | Added and Omitted Taxes                    |  |
| Fire Protection                        | 14,000.00    | 1969 REAL PROPERTY VALUATIONS              |  | Total Taxes Levied - ABSTRACT              |  |
| Police Protection                      | 78,160.82    | Code Class # of Parcels %VAL'N             |  | TOTAL TAXES BILLED                         |  |
| Civil Defense & Disaster Control       | 500.00       | 1 Vacant Land 337 3.46                     |  | 1969 TAXES COLLECTED                       |  |
| Environmental Inspection & Control     | 5,500.00     | 2 Residential 1287 43.23                   |  | 1969 Taxes Cancelled, Abated or Adjusted   |  |
| Other Public Safety                    |              | 3 Farm 357 9.47                            |  | Transfer to Tax Title Liens or Foreclosed  |  |
| PUBLIC WORKS                           |              | 4a Commercial 109 9.22                     |  | Balance Outstanding Dec. 31, 1969          |  |
| Streets and Drainage                   | 103,250.70   | 4b Industrial 50 31.07                     |  | PRIOR YEARS TAXES OUTSTANDING              |  |
| Sewers and Sewage Processing           |              | 4c Apartments 5 3.55                       |  | Balance January 1, 1969                    |  |
| Garbage and Trash Disposal             | 2,200.00     | Total 2145 100.00                          |  | Collected in 1969                          |  |
| Public Buildings and Grounds           | 17,202.28    | CAPITAL DEBT AUTHORIZED, DECEMBER 31, 1969 |  | Cancelled, Abated or Adjusted (1969)       |  |
| Other Public Works                     |              | ISSUED AND UNISSUED                        |  | Transfers to Tax Title Liens or Foreclosed |  |
| HEALTH and WELFARE                     |              | GROSS DEBT                                 |  | Balance December 31, 1969                  |  |
| Health Services Except Environmental   | 14,000.00    | NET DEBT                                   |  | TAX TITLE LIENS OUTSTANDING                |  |
| Welfare-Public Assistance              | 4,065.45     | 1,123,135                                  |  | Balance January 1, 1969                    |  |
| Hospitals, Clinics, First Aid          | 10,000.00    | 1,123,135                                  |  | Transfers From Taxes                       |  |
| Animal, Insect, & Rodent Control       | 2,400.00     | 1,123,135                                  |  | Redeemed in 1969                           |  |
| Other Welfare Services                 |              | 1,123,135                                  |  | Cancelled, Abated or Adjusted (1969)       |  |
| RECREATION and CONSERVATION            |              | ISSUED AND OUTSTANDING                     |  | Transfers to Foreclosed Property           |  |
| Beaches and Boardwalks                 | 2,955.00     | School                                     |  | Balance December 31, 1969                  |  |
| Parks, Playgrounds, Shade Trees        |              | Self-Liquidating                           |  | PROPERTY ACQUIRED BY DEED OR               |  |
| Land Reclamation & Conservation        |              | Other                                      |  | FORECLOSURE                                |  |
| Other Recreational Services            |              | Total                                      |  | Balance January 1, 1969                    |  |
| EDUCATION (excluding schools)          |              | EQUALIZED VALUATION BASIS                  |  | Transfers From Taxes or Liens              |  |
| Libraries                              |              | FOR NET DEBT COMPUTATION                   |  | Sale for Cash (1969)                       |  |
| Other Educational Services             |              | 76,640,402.33                              |  | Cancelled, Abated or Adjusted (1969)       |  |
| STATUTORY EXPENDITURES                 |              | 1969 CAPITAL OUTLAY                        |  | Balance December 31, 1969                  |  |
| Pensions & F.I.C.A.                    | 17,900.07    | TOTAL                                      |  | CURRENT FINANCES DECEMBER 31, 1969         |  |
| Employee Fringe Benefits               | 3,158.78     | Beaches and Boardwalks                     |  | ASSETS                                     |  |
| Other Statutory Expenditures           |              | Parks and Playgrounds                      |  | Cash Dec. 31, 1969                         |  |
| MUNICIPAL FUNCTIONS                    |              | Public Buildings and Grounds               |  | Taxes Receivable                           |  |
| CAPITAL IMPROVEMENTS                   |              | Vehicular Equipment                        |  | Tax Title Liens                            |  |
| DEBT SERVICE                           |              | Streets, Roads, Sidewalks, Storm Sewers    |  | Foreclosed Property                        |  |
| Principal Payments                     |              | Sewer System                               |  | Emergencies & Other Deferred Charges       |  |
| Interest Payments                      |              | Water Service                              |  | State Aid Receivable                       |  |
| DEFERRED CHARGES                       |              | Other Utilities                            |  | Other Receivables                          |  |
| SCHOOL, COUNTY, SPECIAL DISTRICT TAXES |              | Hospitals and Clinics                      |  | Total                                      |  |
| RESERVE FOR UNCOLLECTED TAXES          |              | Garbage and Trash Disposal Facilities      |  | LIABILITIES                                |  |
|  |              | Health Equipment                           |  | Cash Liabilities                           |  |
|  |              | Library and Education Facilities           |  | Reserves for Receivables                   |  |
|  |              | Conservation and Recreation                |  | Surplus Dec. 31, 1969                      |  |
| EXPENDITURES                           |              | Other Expenditures                         |  | Total                                      |  |
| TOTAL                                  | 3,005,916.53 | 41,000.00                                  |  | 1,478,627.15                               |  |

0267  
Population 1960 9,046  
Population 1969 11,340  
Moody Rating BAA-1  
Land Area 2.40 Sq. Miles

# WESTWOOD BORO

Net Valuation Taxable 77,679,511  
State Equalized Value 93,185,593  
Net Valuation on Which County Taxes are apportioned: 91,846,236  
State Equalization Ratio .8336

# - BERGEN

# COUNTY

General Tax Rate Per \$100. 3.70  
State Equalized General Tax Rate: 3.08

# PER CAPITA:

Gross Debt 609.10  
Net Debt 151.50  
Debt Service 9.47  
Total Tax Levy 249.44  
Municipal Expenditures 119.56

# PER CENT:

Gross Debt 7.97  
Net Debt 1.98  
Tax Levy Collected 97.77  
Tax Levy Cancelled, Abated or Adjusted

| 1969 EXPENDITURES                             |                     | 1969 REVENUES   |                      | 1969 PROPERTY TAX                               |                     |
|---|---------------------|---|----------------------|---|---------------------|
| <b>GENERAL GOVERNMENT</b>                     |                     |   |                      | <b>STATE EQUALIZED TAX RATE</b>                 |                     |
| Governing Body & Public Boards                | 3,750.00            | 1969 — Property Taxes Collected                           | 2,773,857.11         | Local District School Taxes                     |                     |
| Municipal Clerk                               |                     | 1969 Payments in Lieu of Taxes                            | 14,165.46            | Regional & Consolidated School Tax              | 1.93                |
| Financial Administration                      | 36,511.85           | Delinquent Tax & Lien Collections                         | 70,079.95            | School Taxes in Municipal Budget                |                     |
| Assessment of Taxes                           | 11,100.00           | Business Personalty Replacement Taxes                     | 107,020.00           | County Taxes                                    | .41                 |
| Collection of Taxes                           | 22,700.00           | Taxes from Public Utilities                               | 186,357.18           | County Library Taxes                            |                     |
| Planning, Housing & Development               | 4,000.00            | Other Miscellaneous Tax Revenues                          |                      | Local Municipal Purpose Taxes                   | .68                 |
| Human Resources                               | 4,334.00            | State Aid Revenues  | 40,796.02            | Veteran & Senior Citizen Taxes                  | .07                 |
| Elections                                     | 1,865.00            | Federal Aid Revenues                                      |                      | Total Taxes for Rate Computation                | 3.09                |
| General Administration (other)                | 45,600.00           | Sale of Acquired Property                                 | 3,480.00             | Special District Taxes                          |                     |
| <b>JUDICIARY</b>                              |                     | Other Miscellaneous Revenues                              | 140,301.86           | Bank Stock Taxes                                | 9,334.69            |
| Municipal Courts                              | 10,600.00           | 1969 Revenues   | 3,336,057.58         | Added and Omitted Taxes                         | 17,135.95           |
| <b>PUBLIC SAFETY</b>                          |                     | Prior Years Surplus Appropriated                          | 240,000.00           | Total Taxes Levied - ABSTRACT                   | 2,828,679.66        |
| Fire Protection                               | 52,361.00           | <b>REVENUES</b>   | <b>TOTAL</b>         | <b>TOTAL TAXES BILLED</b>                       | <b>2,837,152.56</b> |
| Police Protection                             | 306,666.82          |   |                      | 1969 TAXES COLLECTED                            | 2,773,857.11        |
| Civil Defense & Disaster Control              | 1,000.00            | 1969 REAL PROPERTY VALUATIONS                             |                      | 1969 Taxes Cancelled, Abated or Adjusted        | 100.00              |
| Environmental Inspection & Control            | 8,200.00            | Code Class # of Parcels %VAL'N                            | ASSESSED VALUATION   | Transfer to Tax Title Liens or Foreclosed       | 6,528.51            |
| Other Public Safety                           |                     | 1 Vacant Land 367 2.10                                    | 1,615,125.00         | Balance Outstanding Dec. 31, 1969               | 56,666.94           |
| <b>PUBLIC WORKS</b>                           |                     | 2 Residential 2554 72.33                                  | 55,724,150.00        | <b>PRIOR YEARS TAXES OUTSTANDING</b>            |                     |
| Streets and Drainage                          | 163,594.91          | 3 Farm  |                      | Balance January 1, 1969                         | 97,411.87           |
| Sewers and Sewage Processing                  | 80,083.00           | 4a Commercial 169 16.98                                   | 13,079,100.00        | Collected in 1969                               | 70,013.92           |
| Garbage and Trash Disposal                    | 46,020.00           | 4b Industrial 24 2.75                                     | 2,119,900.00         | Cancelled, Abated or Adjusted (1969)            | 3,902.18            |
| Public Buildings and Grounds                  | 23,525.00           | 4c Apartments 13 5.84                                     | 4,501,200.00         | Transfers to Tax Title Liens or Foreclosed      | 1,029.27            |
| Other Public Works                            |                     | Total 3127 100.00   | 77,039,475.00        | Balance December 31, 1969                       | 22,466.50           |
| <b>HEALTH and WELFARE</b>                     |                     | <b>CAPITAL DEBT AUTHORIZED, DECEMBER 31, 1969</b>         |                      | <b>TAX TITLE LIENS OUTSTANDING</b>              |                     |
| Health Services Except Environmental          | 35,465.00           | <b>ISSUED AND UNISSUED</b>                                |                      | Balance January 1, 1969                         |                     |
| Welfare-Public Assistance                     | 5,180.00            | School  | GROSS DEBT 4,938,287 | Transfers From Taxes                            | 7,557.78            |
| Hospitals, Clinics, First Aid                 | 500.00              | Self-liquidating  |                      | Redeemed in 1969                                | 66.03               |
| Animal, Insect, & Rodent Control              |                     | Other   | 1,968,944            | Cancelled, Abated or Adjusted (1969)            |                     |
| Other Welfare Services                        |                     | Total   | 6,907,231            | Transfers to Foreclosed Property                |                     |
| <b>RECREATION and CONSERVATION</b>            |                     | <b>ISSUED AND OUTSTANDING</b>                             |                      | Balance December 31, 1969                       |                     |
| Beaches and Boardwalks                        | 8,220.00            | School  | 2,851,760.39         | <b>PROPERTY ACQUIRED BY DEED OR FORECLOSURE</b> |                     |
| Parks, Playgrounds, Shade Trees               |                     | Self-liquidating  |                      | Balance January 1, 1969                         | 28,967.00           |
| Land Reclamation & Conservation               | 36,205.00           | Other   | 1,674,250.00         | Transfers From Taxes or Liens                   |                     |
| Other Recreational Services                   |                     | Total   | 4,526,010.39         | Sale for Cash (1969)                            |                     |
| <b>EDUCATION (excluding schools)</b>          |                     | <b>EQUALIZED VALUATION BASIS FOR NET DEBT COMPUTATION</b> |                      | Cancelled, Abated or Adjusted (1969)            |                     |
| Libraries                                     | 57,050.00           |   | 86,718,464.00        | Balance December 31, 1969                       | 28,967.00           |
| Other Educational Services                    |                     | 1969 CAPITAL OUTLAY                                       | TOTAL                | <b>CURRENT FINANCES DECEMBER 31, 1969</b>       |                     |
| <b>STATUTORY EXPENDITURES</b>                 |                     | Beaches and Boardwalks                                    | 75,795.14            | <b>ASSETS</b>                                   |                     |
| Pensions & F.I.C.A.                           | 65,528.98           | Parks and Playgrounds                                     | 25,562.83            | Cash Dec. 31, 1969                              | 515,624.70          |
| Employee Fringe Benefits                      | 16,550.00           | Public Buildings and Grounds                              | 2,500.00             | Taxes Receivable                                | 79,133.44           |
| Other Statutory Expenditures                  |                     | Vehicular Equipment                                       | 13,500.00            | Tax Title Liens                                 | 43,629.57           |
| <b>MUNICIPAL FUNCTIONS</b>                    | <b>TOTAL</b>        | Streets, Roads, Sidewalks, Storm Sewers                   | 29,232.31            | Foreclosed Property                             | 28,967.00           |
| <b>CAPITAL IMPROVEMENTS</b>                   | <b>82,111.00</b>    | Sewer System  |                      | Emergencies & Other Deferred Charges            |                     |
| <b>DEBT SERVICE</b>                           |                     | Water Service   |                      | State Aid Receivable                            | 17,716.00           |
| Principal Payments                            | 60,000.00           | Other Utilities   | 5,000.00             | Other Receivables                               | 8,939.34            |
| Interest Payments                             | 47,344.00           | Hospitals and Clinics                                     |                      | Total   | 694,010.05          |
| <b>DEFERRED CHARGES</b>                       | <b>35,154.33</b>    | Garbage and Trash Disposal Facilities                     |                      | <b>LIABILITIES</b>                              |                     |
| <b>SCHOOL, COUNTY, SPECIAL DISTRICT TAXES</b> | <b>2,172,667.38</b> | Health Equipment  |                      | Cash Liabilities                                | 179,710.99          |
| <b>RESERVE FOR UNCOLLECTED TAXES</b>          | <b>84,574.28</b>    | Library and Education Facilities                          |                      | Reserves for Receivables                        | 160,669.35          |
|   |                     | Conservation and Recreation                               |                      | Surplus Dec. 31, 1969                           | 353,629.71          |
| <b>EXPENDITURES</b>                           | <b>TOTAL</b>        | Other Expenditures  |                      | Total   | 694,010.05          |
|   | <b>3,528,461.55</b> |   |                      |   |                     |

0123  
Population 1960 778  
Population 1969 820  
Moody Rating  
Land Area 12.12 Sq. Miles

WEYMOUTH TWP  
Net Valuation Taxable 2,184,150  
State Equalized Value 4,142,139  
Net Valuation on Which County Taxes are apportioned: 4,124,076  
State Equalization Ratio .5273  
- ATLANTIC COUNTY  
General Tax Rate Per \$100. 6.17  
State Equalized General Tax Rate: 3.25

PER CAPITA:  
Gross Debt  
Net Debt  
Debt Service .12  
Total Tax Levy 157.21  
Municipal Expenditures 88.02

PER CENT:  
Gross Debt  
Net Debt  
Tax Levy Collected 85.73  
Tax Levy Cancelled, Abated or Adjusted

| 1969 EXPENDITURES                      |            | 1969 REVENUES                         |            | 1969 PROPERTY TAX                          |                 |
|--|------------|---------------------------------------|------------|--|-----------------|
| GENERAL GOVERNMENT                     |            | 1969 — Property Taxes Collected       |            | STATE EQUALIZED TAX RATE                   |                 |
| Governing Body & Public Boards         |            | 1969 Payments in Lieu of Taxes        | 110,521.55 | Local District School Taxes                | 2.00 82,818.00  |
| Municipal Clerk                        |            | Delinquent Tax & Lien Collections     | 16,934.22  | Regional & Consolidated School Tax         |                 |
| Financial Administration               | 2,660.00   | Business Personalty Replacement Taxes | 3,455.00   | School Taxes in Municipal Budget           |                 |
| Assessment of Taxes                    | 1,600.00   | Taxes from Public Utilities           | 24,300.23  | County Taxes                               | .85 35,240.97   |
| Collection of Taxes                    | 2,900.00   | Other Miscellaneous Tax Revenues      | 6,740.17   | County Library Taxes                       | .01 280.62      |
| Planning, Housing & Development        | 800.00     | State Aid Revenues                    | 9,469.60   | Local Municipal Purpose Taxes              | .24 9,884.20    |
| Human Resources                        |            | Federal Aid Revenues                  | 5,860.96   | Veteran & Senior Citizen Taxes             | .15 6,350.00    |
| Elections                              |            | Sale of Acquired Property             | 177,281.73 | Total Taxes for Rate Computation           | 3.25 134,573.79 |
| General Administration (other)         | 8,440.00   | Other Miscellaneous Revenues          | 17,000.00  | Special District Taxes                     |                 |
| JUDICIARY                              |            | 1969 Revenues                         | 194,281.73 | Bank Stock Taxes                           |                 |
| Municipal Courts                       | 825.00     | Prior Years Surplus Appropriated      |            | Added and Omitted Taxes                    | 691.04          |
| PUBLIC SAFETY                          |            | REVENUES                              | TOTAL      | Total Taxes Levied - ABSTRACT              | 128,914.83      |
| Fire Protection                        | 7,000.00   |                                       |            | TOTAL TAXES BILLED                         | 128,914.83      |
| Police Protection                      | 1,600.00   |                                       |            | 1969 TAXES COLLECTED                       | 110,521.55      |
| Civil Defense & Disaster Control       | 50.00      |                                       |            | 1969 Taxes Cancelled, Abated or Adjusted   |                 |
| Environmental Inspection & Control     |            |                                       |            | Transfer to Tax Title Liens or Foreclosed  |                 |
| Other Public Safety                    |            |                                       |            | Balance Outstanding Dec. 31, 1969          | 18,393.28       |
| PUBLIC WORKS                           |            |                                       |            | PRIOR YEARS TAXES OUTSTANDING              |                 |
| Streets and Drainage                   | 19,070.00  |                                       |            | Balance January 1, 1969                    | 19,146.78       |
| Sewers and Sewage Processing           |            |                                       |            | Collected in 1969                          | 16,313.37       |
| Garbage and Trash Disposal             | 2,200.00   |                                       |            | Cancelled, Abated or Adjusted (1969)       |                 |
| Public Buildings and Grounds           |            |                                       |            | Transfers to Tax Title Liens or Foreclosed |                 |
| Other Public Works                     |            |                                       |            | Balance December 31, 1969                  | 2,833.41        |
| HEALTH and WELFARE                     |            |                                       |            | TAX TITLE LIENS OUTSTANDING                |                 |
| Health Services Except Environmental   | 250.00     |                                       |            | Balance January 1, 1969                    | 6,301.47        |
| Welfare-Public Assistance              | 625.00     |                                       |            | Transfers From Taxes                       |                 |
| Hospitals, Clinics, First Aid          |            |                                       |            | Redeemed in 1969                           | 620.85          |
| Animal, Insect, & Rodent Control       | 950.00     |                                       |            | Cancelled, Abated or Adjusted (1969)       |                 |
| Other Welfare Services                 |            |                                       |            | Transfers to Foreclosed Property           |                 |
| RECREATION and CONSERVATION            |            |                                       |            | Balance December 31, 1969                  | 5,680.62        |
| Beaches and Boardwalks                 |            |                                       |            | PROPERTY ACQUIRED BY DEED OR               |                 |
| Parks, Playgrounds, Shade Trees        |            |                                       |            | FORECLOSURE                                |                 |
| Land Reclamation & Conservation        |            |                                       |            | Balance January 1, 1969                    | 8,375.00        |
| Other Recreational Services            |            |                                       |            | Transfers From Taxes or Liens              |                 |
| EDUCATION (excluding schools)          |            |                                       |            | Sale for Cash (1969)                       |                 |
| Libraries                              |            |                                       |            | Cancelled, Abated or Adjusted (1969)       |                 |
| Other Educational Services             |            |                                       |            | Balance December 31, 1969                  | 8,375.00        |
| STATUTORY EXPENDITURES                 |            |                                       |            | CURRENT FINANCES DECEMBER 31, 1969         |                 |
| Pensions & F.I.C.A.                    | 850.10     |                                       |            | ASSETS                                     |                 |
| Employee Fringe Benefits               |            |                                       |            | Cash Dec. 31, 1969                         | 47,127.35       |
| Other Statutory Expenditures           |            |                                       |            | Taxes Receivable                           | 21,226.69       |
| MUNICIPAL FUNCTIONS                    |            |                                       |            | Tax Title Liens                            | 5,680.62        |
| CAPITAL IMPROVEMENTS                   | 1,400.00   |                                       |            | Foreclosed Property                        | 8,375.00        |
| DEBT SERVICE                           |            |                                       |            | Emergencies & Other Deferred Charges       | 4.18            |
| Principal Payments                     |            |                                       |            | State Aid Receivable                       | 10,673.00       |
| Interest Payments                      | 100.00     |                                       |            | Other Receivables                          | 69.58           |
| DEFERRED CHARGES                       |            |                                       |            | Total                                      | 93,156.42       |
| SCHOOL, COUNTY, SPECIAL DISTRICT TAXES | 118,339.59 |                                       |            | LIABILITIES                                |                 |
| RESERVE FOR UNCOLLECTED TAXES          | 20,859.37  |                                       |            | Cash Liabilities                           | 18,069.22       |
| EXPENDITURES                           | TOTAL      |                                       |            | Reserves for Receivables                   | 35,351.89       |
|  | 190,519.06 |                                       |            | Surplus Dec. 31, 1969                      | 39,735.31       |
|  |            |                                       |            | Total                                      | 93,156.42       |

1439  
Population 1960 5,006  
Population 1969 6,230  
Moody Rating  
Land Area 2.00 Sq. Miles

# WHARTON BORO

Net Valuation Taxable 11,891,738  
State Equalized Value 32,877,351  
Net Valuation on Which County Taxes  
are apportioned: 32,114,949  
State Equalization Ratio .3617

# - MORRIS

# COUNTY

General Tax Rate Per \$100. 8.97  
State Equalized  
General Tax Rate: 3.24

# PER CAPITA:

Gross Debt 275.75  
Net Debt 64.01  
Debt Service 2.31  
Total Tax Levy 170.34  
Municipal Expenditures 72.46

# PER CENT:

Gross Debt 5.77  
Net Debt 1.34  
Tax Levy Collected 96.66  
Tax Levy Cancelled, Abated  
or Adjusted .17

| 1969 EXPENDITURES                      |                     | 1969 REVENUES                                     |                           | 1969 PROPERTY TAX                          |                   |
|--|---------------------|---|---------------------------|--|-------------------|
| <b>GENERAL GOVERNMENT</b>              |                     | 1969 — Property Taxes Collected                   |                           | <b>STATE EQUALIZED TAX RATE</b>            |                   |
| Governing Body & Public Boards         |                     | 1969 Payments in Lieu of Taxes                    | 1,026,521.56              | Local District School Taxes                | 1.40 460,901.26   |
| Municipal Clerk                        |                     | Delinquent Tax & Lien Collections                 | 33,687.47                 | Regional & Consolidated School Tax         | .82 270,675.74    |
| Financial Administration               | 28,731.30           | Business Personalty Replacement Taxes             | 60,082.00                 | School Taxes in Municipal Budget           |                   |
| Assessment of Taxes                    | 5,500.00            | Taxes from Public Utilities                       | 48,805.68                 | County Taxes                               | .40 129,900.47    |
| Collection of Taxes                    | 6,600.00            | Other Miscellaneous Tax Revenues                  |                           | County Library Taxes                       |                   |
| Planning, Housing & Development        | 4,700.00            | State Aid Revenues                                | 23,216.89                 | Local Municipal Purpose Taxes              | .53 174,700.60    |
| Human Resources                        |                     | Federal Aid Revenues                              |                           | Veteran & Senior Citizen Taxes             | .09 29,960.00     |
| Elections                              | 1,300.00            | Sale of Acquired Property                         |                           | Total Taxes for Rate Computation           | 3.24 1,066,138.07 |
| General Administration (other)         | 31,641.83           | Other Miscellaneous Revenues                      | 34,085.56                 | Special District Taxes                     |                   |
| <b>JUDICIARY</b>                       |                     | 1969 Revenues                                     | Total 1,226,399.16        | Bank Stock Taxes                           | 1,992.15          |
| Municipal Courts                       | 4,100.07            | Prior Years Surplus Appropriated                  | 86,200.00                 | Added and Omitted Taxes                    | 23,057.83         |
| <b>PUBLIC SAFETY</b>                   |                     | <b>REVENUES</b>                                   | <b>TOTAL 1,312,599.16</b> | Total Taxes Levied - ABSTRACT              | 1,061,228.05      |
| Fire Protection                        | 11,550.00           |   |                           | <b>TOTAL TAXES BILLED</b>                  | 1,061,966.72      |
| Police Protection                      | 99,350.00           |   |                           | 1969 TAXES COLLECTED                       | 1,026,521.56      |
| Civil Defense & Disaster Control       | 2,000.00            |   |                           | 1969 Taxes Cancelled, Abated or Adjusted   | 1,780.55          |
| Environmental Inspection & Control     | 1,500.00            |   |                           | Transfer to Tax Title Liens or Foreclosed  | 855.32            |
| Other Public Safety                    |                     |   |                           | Balance Outstanding Dec. 31, 1969          | 32,809.29         |
| <b>PUBLIC WORKS</b>                    |                     | <b>1969 REAL PROPERTY VALUATIONS</b>              |                           | <b>PRIOR YEARS TAXES OUTSTANDING</b>       |                   |
| Streets and Drainage                   | 60,281.16           | Code Class # of Parcels %VAL'N ASSESSED VALUATION |                           | Balance January 1, 1969                    | 39,473.13         |
| Sewers and Sewage Processing           |                     | 1 Vacant Land 180 2.65 311,465.00                 |                           | Collected in 1969                          | 31,124.67         |
| Garbage and Trash Disposal             | 31,688.29           | 2 Residential 1216 67.21 7,914,100.00             |                           | Cancelled, Abated or Adjusted (1969)       | 3,610.78          |
| Public Buildings and Grounds           | 10,724.50           | 3 Farm 972,625.00                                 |                           | Transfers to Tax Title Liens or Foreclosed | 119.00            |
| Other Public Works                     |                     | 4a Commercial 65 8.26 2,061,150.00                |                           | Balance December 31, 1969                  | 4,618.68          |
| <b>HEALTH and WELFARE</b>              |                     | 4c Apartments 6 4.38 516,175.00                   |                           | <b>TAX TITLE LIENS OUTSTANDING</b>         |                   |
| Health Services Except Environmental   | 10,940.00           | Total 1482 100.00 11,775,515.00                   |                           | Balance January 1, 1969                    | 6,212.57          |
| Welfare-Public Assistance              | 1,620.00            |   |                           | Transfers From Taxes                       | 992.42            |
| Hospitals, Clinics, First Aid          | 1,000.00            |   |                           | Redeemed in 1969                           | 2,562.80          |
| Animal, Insect, & Rodent Control       |                     |   |                           | Cancelled, Abated or Adjusted (1969)       |                   |
| Other Welfare Services                 |                     |   |                           | Transfers to Foreclosed Property:          |                   |
| <b>RECREATION and CONSERVATION</b>     |                     |   |                           | Balance December 31, 1969                  | 4,642.19          |
| Beaches and Boardwalks                 |                     |   |                           | <b>PROPERTY ACQUIRED BY DEED OR</b>        |                   |
| Parks, Playgrounds, Shade Trees        | 19,432.85           |   |                           | <b>FORECLOSURE</b>                         |                   |
| Land Reclamation & Conservation        |                     |   |                           | Balance January 1, 1969                    | 1,455.00          |
| Other Recreational Services            | 13,400.00           |   |                           | Transfers From Taxes or Liens              |                   |
| <b>EDUCATION (exclusing schools)</b>   |                     |   |                           | Sale for Cash (1969)                       |                   |
| Libraries                              | 9,900.00            |   |                           | Cancelled, Abated or Adjusted (1969)       |                   |
| Other Educational Services             |                     |   |                           | Balance December 31, 1969                  | 1,455.00          |
| <b>STATUTORY EXPENDITURES</b>          |                     |   |                           | <b>CURRENT FINANCES DECEMBER 31, 1969</b>  |                   |
| Pensions & F.I.C.A.                    | 14,889.99           |   |                           | <b>ASSETS</b>                              |                   |
| Employee Fringe Benefits               | 5,000.00            |   |                           | Cash Dec. 31, 1969                         | 110,815.41        |
| Other Statutory Expenditures           |                     |   |                           | Taxes Receivable                           | 37,427.97         |
| <b>MUNICIPAL FUNCTIONS</b>             |                     |   |                           | Tax Title Liens                            | 4,642.19          |
| <b>CAPITAL IMPROVEMENTS</b>            |                     |   |                           | Foreclosed Property                        | 1,455.00          |
| <b>DEBT SERVICE</b>                    |                     |   |                           | Emergencies & Other Deferred Charges       | 13,025.05         |
| Principal Payments                     | 11,000.00           |   |                           | State Aid Receivable                       | 12,067.00         |
| Interest Payments                      | 3,420.00            |   |                           | Other Receivables                          | 5,096.06          |
| <b>DEFERRED CHARGES</b>                |                     |   |                           | Total                                      | 184,528.68        |
| SCHOOL, COUNTY, SPECIAL DISTRICT TAXES | 9,430.39            |   |                           | <b>LIABILITIES</b>                         |                   |
| RESERVE FOR UNCOLLECTED TAXES          | 861,477.47          |   |                           | Cash Liabilities                           | 76,755.03         |
|  | 36,739.81           |   |                           | Reserves for Receivables                   | 48,621.22         |
| <b>EXPENDITURES</b>                    |                     |   |                           | Surplus Dec. 31, 1969                      | 59,152.43         |
| <b>TOTAL</b>                           | <b>1,312,917.66</b> |   |                           | Total                                      | <b>184,528.68</b> |

2123  
Population 1960 1,832  
Population 1969 2,070  
  
Moody Rating  
Land Area 28.20 Sq. Miles

WHITE TWP  
Net Valuation Taxable 11,080,668  
State Equalized Value 14,645,344  
Net Valuation on Which County Taxes  
are apportioned: 17,079,331  
State Equalization Ratio .7566  
  
- WARREN COUNTY  
General Tax Rate Per \$100. 4.49  
State Equalized  
General Tax Rate: 3.39

PER CAPITA:  
Gross Debt 9.66  
Net Debt  
Debt Service  
Total Tax Levy 239.63  
Municipal Expenditures 83.51

PER CENT:  
Gross Debt .13  
Net Debt  
Tax Levy Collected 88.51  
Tax Levy Cancelled, Abated  
or Adjusted .11

| 1969 EXPENDITURES                      |              | 1969 REVENUES                         |              | 1969 PROPERTY TAX                          |                 |
|--|--------------|---------------------------------------|--------------|--|-----------------|
| <b>GENERAL GOVERNMENT</b>              |              | 1969 — Property Taxes Collected       |              | <b>STATE EQUALIZED TAX RATE</b>            |                 |
| Governing Body & Public Boards         |              | 1969 Payments in Lieu of Taxes        | 439,736.94   | Local District School Taxes                | 2.29 335,547.00 |
| Municipal Clerk                        |              | Delinquent Tax & Lien Collections     | 39,407.40    | Regional & Consolidated School Tax         |                 |
| Financial Administration               | 1,700.00     | Business Personalty Replacement Taxes | 30,925.00    | School Taxes in Municipal Budget           |                 |
| Assessment of Taxes                    | 14,750.00    | Taxes from Public Utilities           | 43,165.18    | County Taxes                               | .84 122,400.64  |
| Collection of Taxes                    | 2,400.00     | Other Miscellaneous Tax Revenues      | 13,278.30    | County Library Taxes                       | .02 3,464.88    |
| Planning, Housing & Development        | 4,500.00     | State Aid Revenues                    |              | Local Municipal Purpose Taxes              | .16 22,946.60   |
| Human Resources                        |              | Federal Aid Revenues                  |              | Veteran & Senior Citizen Taxes             | .09 12,960.00   |
| Elections                              |              | Sale of Acquired Property             | 16,100.09    | Total Taxes for Rate Computation           | 3.40 497,319.12 |
| General Administration (other)         | 13,000.00    | Other Miscellaneous Revenues          | 582,612.91   | Special District Taxes                     |                 |
| <b>JUDICIARY</b>                       |              | 1969 Revenues                         | 19,587.70    | Bank Stock Taxes                           | 53.40           |
| Municipal Courts                       | 3,500.00     | Prior Years Surplus Appropriated      | 602,200.61   | Added and Omitted Taxes                    | 11,620.12       |
| <b>PUBLIC SAFETY</b>                   |              | <b>REVENUES</b>                       | <b>TOTAL</b> | Total Taxes Levied - ABSTRACT              | 496,032.64      |
| Fire Protection                        | 1,500.00     |                                       |              | <b>TOTAL TAXES BILLED</b>                  | 496,838.05      |
| Police Protection                      | 750.00       |                                       |              | 1969 TAXES COLLECTED                       | 439,736.94      |
| Civil Defense & Disaster Control       | 500.00       |                                       |              | 1969 Taxes Cancelled, Abated or Adjusted   | 561.35          |
| Environmental Inspection & Control     | 475.00       |                                       |              | Transfer to Tax Title Liens or Foreclosed  |                 |
| Other Public Safety                    |              |                                       |              | Balance Outstanding Dec. 31, 1969          | 56,539.76       |
| <b>PUBLIC WORKS</b>                    |              |                                       |              | <b>PRIOR YEARS TAXES OUTSTANDING</b>       |                 |
| Streets and Drainage                   | 56,875.00    |                                       |              | Balance January 1, 1969                    | 40,088.52       |
| Sewers and Sewage Processing           |              |                                       |              | Collected in 1969                          | 39,407.40       |
| Garbage and Trash Disposal             |              |                                       |              | Cancelled, Abated or Adjusted (1969)       |                 |
| Public Buildings and Grounds           | 2,480.00     |                                       |              | Transfers to Tax Title Liens or Foreclosed |                 |
| Other Public Works                     |              |                                       |              | Balance December 31, 1969                  | 681.12          |
| <b>HEALTH and WELFARE</b>              |              |                                       |              | <b>TAX TITLE LIENS OUTSTANDING</b>         |                 |
| Health Services Except Environmental   | 375.00       |                                       |              | Balance January 1, 1969                    | 253.60          |
| Welfare-Public Assistance              | 2,100.00     |                                       |              | Transfers From Taxes                       |                 |
| Hospitals, Clinics, First Aid          | 100.00       |                                       |              | Redeemed in 1969                           |                 |
| Animal, Insect, & Rodent Control       |              |                                       |              | Cancelled, Abated or Adjusted (1969)       | 80.95           |
| Other Welfare Services                 |              |                                       |              | Transfers to Foreclosed Property:          |                 |
| <b>RECREATION and CONSERVATION</b>     |              |                                       |              | Balance December 31, 1969                  | 172.65          |
| Beaches and Boardwalks                 |              |                                       |              | <b>PROPERTY ACQUIRED BY DEED OR</b>        |                 |
| Parks, Playgrounds, Shade Trees        |              |                                       |              | <b>FORECLOSURE</b>                         |                 |
| Land Reclamation & Conservation        |              |                                       |              | Balance January 1, 1969                    |                 |
| Other Recreational Services            |              |                                       |              | Transfers From Taxes or Liens              |                 |
| <b>EDUCATION (excluding schools)</b>   |              |                                       |              | Sale for Cash (1969)                       |                 |
| Libraries                              |              |                                       |              | Cancelled, Abated or Adjusted (1969)       |                 |
| Other Educational Services             |              |                                       |              | Balance December 31, 1969                  |                 |
| <b>STATUTORY EXPENDITURES</b>          |              |                                       |              | <b>CURRENT FINANCES DECEMBER 31, 1969</b>  |                 |
| Pensions & F.I.C.A.                    | 4,666.00     |                                       |              | <b>ASSETS</b>                              |                 |
| Employee Fringe Benefits               | 800.00       |                                       |              | Cash Dec. 31, 1969                         | 122,298.04      |
| Other Statutory Expenditures           |              |                                       |              | Taxes Receivable                           | 57,220.88       |
| <b>MUNICIPAL FUNCTIONS</b>             |              |                                       |              | Tax Title Liens                            | 172.65          |
| <b>CAPITAL IMPROVEMENTS</b>            |              |                                       |              | Foreclosed Property                        |                 |
| <b>DEBT SERVICE</b>                    |              |                                       |              | Emergencies & Other Deferred Charges       | 3,500.00        |
| Principal Payments                     |              |                                       |              | State Aid Receivable                       |                 |
| Interest Payments                      |              |                                       |              | Other Receivables                          |                 |
| <b>DEFERRED CHARGES</b>                |              |                                       |              | Total                                      | 183,191.57      |
| SCHOOL, COUNTY, SPECIAL DISTRICT TAXES | 461,412.52   |                                       |              | <b>LIABILITIES</b>                         |                 |
| RESERVE FOR UNCOLLECTED TAXES          | 45,700.00    |                                       |              | Cash Liabilities                           | 50,590.82       |
|  |              |                                       |              | Reserves for Receivables                   | 57,393.53       |
|  |              |                                       |              | Surplus Dec. 31, 1969                      | 75,207.22       |
| <b>EXPENDITURES</b>                    | <b>TOTAL</b> |                                       |              | Total                                      | 183,191.57      |

0514  
 Population 1960 4,690  
 Population 1969 4,760  
 S & P Rating BB  
 Moody Rating BA  
 Land Area 1.20 Sq Miles

# WILDWOOD CITY

Net Valuation Taxable 75,290,285  
 State Equalized Value 87,628,357  
 Net Valuation on Which County Taxes  
 are apportioned: 90,481,116  
 State Equalization Ratio .8592

# - CAPE MAY COUNTY

General Tax Rate Per \$100. 2.98  
 State Equalized  
 General Tax Rate: 2.56

# PER CAPITA:

Gross Debt 1,296.39  
 Net Debt 551.80  
 Debt Service 73.32  
 Total Tax Levy 469.24  
 Municipal Expenditures 658.72

# PER CENT:

Gross Debt 7.46  
 Net Debt 3.18  
 Tax Levy Collected 89.42  
 Tax Levy Cancelled, Abated  
 or Adjusted .84

| 1969 EXPENDITURES                      |              | 1969 REVENUES                                     |               | 1969 PROPERTY TAX                          |                   |
|--|--------------|---|---------------|--|-------------------|
| GENERAL GOVERNMENT                     |              | 1969 — Property Taxes Collected                   |               | STATE EQUALIZED TAX RATE                   |                   |
| Governing Body & Public Boards         | 1,500.00     | 1969 Payments in Lieu of Taxes                    |               | Local District School Taxes                | 37 322,623.07     |
| Municipal Clerk                        | 46,200.00    | Delinquent Tax & Lien Collections                 |               | Regional & Consolidated School Tax         |                   |
| Financial Administration               | 173,200.00   | Business Personality Replacement Taxes            |               | School Taxes in Municipal Budget           | .10 86,185.00     |
| Assessment of Taxes                    | 68,200.00    | Taxes from Public Utilities                       |               | County Taxes                               | .56 493,743.56    |
| Collection of Taxes                    | 30,200.00    | Other Miscellaneous Tax Revenues                  |               | County Library Taxes                       | .01 12,926.90     |
| Planning, Housing & Development        | 6,000.00     | State Aid Revenues                                |               | Local Municipal Purpose Taxes              | 1.48 1,295,895.97 |
| Human Resources                        |              | Federal Aid Revenues                              |               | Veteran & Senior Citizen Taxes             | .04 34,440.00     |
| Elections                              | 1,000.00     | Sale of Acquired Property                         |               | Total Taxes for Rate Computation           | 2.56 2,245,814.50 |
| General Administration (other)         | 250,400.00   | Other Miscellaneous Revenues                      |               | Special District Taxes                     |                   |
| JUDICIARY                              |              | 1969 Revenues                                     |               | Bank Stock Taxes                           | 8,256.12          |
| Municipal Courts                       | 30,800.00    | Prior Years Surplus Appropriated                  |               | Added and Omitted Taxes                    | 13,944.67         |
| PUBLIC SAFETY                          |              | REVENUES  |               | Total Taxes Levied - ABSTRACT              | 2,233,575.29      |
| Fire Protection                        | 123,700.00   | 1969 REAL PROPERTY VALUATIONS                     |               | TOTAL TAXES BILLED                         | 2,231,411.10      |
| Police Protection                      | 438,200.00   | Code Class # of Parcels %VAL'N ASSESSED VALUATION |               | 1969 TAXES COLLECTED                       | 1,995,306.87      |
| Civil Defense & Disaster Control       | 2,100.00     | 1 Vacant Land 753 4.75                            | 3,473,105.00  | 1969 Taxes Cancelled, Abated or Adjusted   | 18,782.12         |
| Environmental Inspection & Control     | 54,300.00    | 2 Residential 2198 30.12                          | 22,030,560.00 | Transfer to Tax Title Liens or Foreclosed  | 2,220.68          |
| Other Public Safety                    |              | 3 Farm  |               | Balance Outstanding Dec. 31, 1969          | 215,101.43        |
| PUBLIC WORKS                           |              | 4a Commercial 542 33.92                           | 24,812,270.00 | PRIOR YEARS TAXES OUTSTANDING              |                   |
| Streets and Drainage                   | 198,300.00   | 4b Industrial 18 .79                              | 575,690.00    | Balance January 1, 1969                    | 145,776.78        |
| Sewers and Sewage Processing           | 108,700.00   | 4c Apartments 621 30.42                           | 22,247,100.00 | Collected in 1969                          | 139,816.21        |
| Garbage and Trash Disposal             | 96,300.00    | Total 4132 100.00                                 | 73,138,725.00 | Cancelled, Abated or Adjusted (1969)       | 2,103.49          |
| Public Buildings and Grounds           | 65,500.00    | CAPITAL DEBT AUTHORIZED, DECEMBER 31, 1969        |               | Transfers to Tax Title Liens or Foreclosed | 1,491.63          |
| Other Public Works                     | 7,300.00     | ISSUED AND UNISSUED                               |               | Balance December 31, 1969                  | 2,365.45          |
| HEALTH and WELFARE                     |              | GROSS DEBT NET DEBT                               |               | TAX TITLE LIENS OUTSTANDING                |                   |
| Health Services Except Environmental   | 26,000.00    | School 1,293,000                                  |               | Balance January 1, 1969                    | 54,336.60         |
| Welfare-Public Assistance              | 21,800.00    | Self-liquidating 1,431,250                        |               | Transfers From Taxes                       | 3,872.41          |
| Hospitals, Clinics, First Aid          |              | Other 3,446,552                                   | 2,626,552     | Redeemed in 1969                           | 52,727.00         |
| Animal, Insect, & Rodent Control       | 4,600.00     | Total 6,170,802                                   | 2,626,552     | Cancelled, Abated or Adjusted (1969)       |                   |
| Other Welfare Services                 |              | ISSUED AND OUTSTANDING                            |               | Transfers to Foreclosed Property           |                   |
| RECREATION and CONSERVATION            |              | SCHOOL  |               | Balance December 31, 1969                  | 5,482.01          |
| Beaches and Boardwalks                 | 236,900.00   | Self-Liquidating                                  |               | PROPERTY ACQUIRED BY DEED OR               |                   |
| Parks, Playgrounds, Shade Trees        | 52,900.00    | Other   |               | FORECLOSURE                                |                   |
| Land Reclamation & Conservation        |              | Total   |               | Balance January 1, 1969                    | 86,770.00         |
| Other Recreational Services            | 39,100.00    | EQUALIZED VALUATION BASIS                         |               | Transfers From Taxes or Liens              |                   |
| EDUCATION (excluding schools)          |              | FOR NET DEBT COMPUTATION                          |               | Sale for Cash (1969)                       |                   |
| Libraries                              |              | 1969 CAPITAL OUTLAY                               |               | Cancelled, Abated or Adjusted (1969)       |                   |
| Other Educational Services             |              | TOTAL   |               | Balance December 31, 1969                  | 86,770.00         |
| STATUTORY EXPENDITURES                 |              | Beaches and Boardwalks                            |               | CURRENT FINANCES DECEMBER 31, 1969         |                   |
| Pensions & F.I.C.A.                    | 142,550.00   | Parks and Playgrounds                             |               | ASSETS                                     |                   |
| Employee Fringe Benefits               | 37,300.00    | Public Buildings and Grounds                      |               | Cash Dec. 31, 1969                         | 596,337.39        |
| Other Statutory Expenditures           |              | Vehicular Equipment                               |               | Taxes Receivable                           | 217,466.88        |
| MUNICIPAL FUNCTIONS                    |              | Streets, Roads, Sidewalks, Storm Sewers           |               | Tax Title Liens                            | 5,482.01          |
| CAPITAL IMPROVEMENTS                   |              | Sewer System                                      |               | Foreclosed Property                        | 86,770.00         |
| DEBT SERVICE                           |              | Water Service                                     |               | Emergencies & Other Deferred Charges       | 62,174.77         |
| Principal Payments                     | 182,000.00   | Other Utilities                                   |               | State Aid Receivable                       | 16,894.00         |
| Interest Payments                      | 167,000.24   | Hospitals and Clinics                             |               | Other Receivables                          | 2,203.37          |
| TYPE I SCHL DEBT *MEMO                 | 91,310.00    | Garbage and Trash Disposal Facilities             |               | Total                                      | 987,328.42        |
| DEFERRED CHARGES                       | 277,109.99   | Health Equipment                                  |               | LIABILITIES                                |                   |
| SCHOOL, COUNTY, SPECIAL DISTRICT TAXES | 915,478.53   | Library and Education Facilities                  |               | Cash Liabilities                           | 594,056.25        |
| RESERVE FOR UNCOLLECTED TAXES          | 199,213.97   | Conservation and Recreation                       |               | Reserves for Receivables                   | 311,922.26        |
| EXPENDITURES                           |              | Other Expenditures                                |               | Surplus Dec. 31, 1969                      | 81,349.91         |
| TOTAL                                  | 4,050,994.01 |   |               | Total                                      | 987,328.42        |

\* ABOVE DEBT SERVICE INCLUDES TYPE I SCHOOL DEBT

0515  
Population 1960 3,011  
Population 1969 3,580  
  
Moody Rating BA  
Land Area 1.03 Sq. Miles

WILDWOOD CREST BORO - CAPE MAY COUNTY  
Net Valuation Taxable 62,233,369  
State Equalized Value 72,381,215 General Tax Rate Per \$100. 2.56  
Net Valuation on Which County Taxes  
are apportioned: 66,818,828 State Equalized  
State Equalization Ratio .8598 General Tax Rate: 2.20

PER CAPITA:  
Gross Debt 301.51  
Net Debt 236.42  
Debt Service 22.61  
Total Tax Levy 444.19  
Municipal Expenditures 356.39

PER CENT:  
Gross Debt 1.68  
Net Debt 1.31  
Tax Levy Collected 92.48  
Tax Levy Cancelled, Abated  
or Adjusted .01

| 1969 EXPENDITURES                                 |  | 1969 REVENUES                                   |  | 1969 PROPERTY TAX                          |              |
|---|--|---|--|--|--------------|
| <b>GENERAL GOVERNMENT</b>                         |  | 1969 — Property Taxes Collected 1,470,667.74    |  | <b>STATE EQUALIZED TAX RATE</b>            |              |
| Governing Body & Public Boards                    |  | 1969 Payments in Lieu of Taxes                  |  | Local District School Taxes .65            | 467,491.00   |
| Municipal Clerk                                   |  | Delinquent Tax & Lien Collections 132,857.05    |  | Regional & Consolidated School Tax         |              |
| Financial Administration 41,391.00                |  | Business Personalty Replacement Taxes 42,438.00 |  | School Taxes in Municipal Budget           |              |
| Assessment of Taxes 10,694.00                     |  | Taxes from Public Utilities 63,234.55           |  | County Taxes .50                           | 364,473.79   |
| Collection of Taxes 20,510.91                     |  | Other Miscellaneous Tax Revenues                |  | County Library Taxes .01                   | 9,543.27     |
| Planning, Housing & Development 3,100.00          |  | State Aid Revenues 85,289.20                    |  | Local Municipal Purpose Taxes 1.00         | 722,033.31   |
| Human Resources                                   |  | Federal Aid Revenues                            |  | Veteran & Senior Citizen Taxes .04         | 31,510.00    |
| Elections   |  | Sale of Acquired Property 33,850.00             |  | Total Taxes for Rate Computation 2.20      | 1,595,051.37 |
| General Administration (other) 70,337.70          |  | Other Miscellaneous Revenues 161,965.85         |  | Special District Taxes                     |              |
| <b>JUDICIARY</b>                                  |  | 1969 Revenues Total 1,990,302.39                |  | Bank Stock Taxes                           | 1,169.86     |
| Municipal Courts 7,497.00                         |  | Prior Years Surplus Appropriated 99,000.00      |  | Added and Omitted Taxes                    | 25,506.23    |
| <b>PUBLIC SAFETY</b>                              |  | <b>REVENUES TOTAL 2,089,302.39</b>              |  | Total Taxes Levied - ABSTRACT              | 1,590,217.46 |
| Fire Protection 16,761.00                         |  |   |  | <b>TOTAL TAXES, BILLED</b>                 | 1,590,304.90 |
| Police Protection 169,466.38                      |  |   |  | 1969 TAXES COLLECTED                       | 1,470,667.74 |
| Civil Defense & Disaster Control 850.00           |  |   |  | 1969 Taxes Cancelled, Abated or Adjusted   | 187.91       |
| Environmental Inspection & Control 33,321.06      |  |   |  | Transfer to Tax Title Liens or Foreclosed  | 6,856.12     |
| Other Public Safety                               |  |   |  | Balance Outstanding Dec. 31, 1969          | 112,593.13   |
| <b>PUBLIC WORKS</b>                               |  |   |  | <b>PRIOR YEARS TAXES OUTSTANDING</b>       |              |
| Streets and Drainage 132,552.38                   |  |   |  | Balance January 1, 1969                    | 138,130.39   |
| Sewers and Sewage Processing 66,695.55            |  |   |  | Collected in 1969                          | 131,387.45   |
| Garbage and Trash Disposal 75,995.11              |  |   |  | Cancelled, Abated or Adjusted (1969)       | 28.69        |
| Public Buildings and Grounds 11,500.28            |  |   |  | Transfers to Tax Title Liens or Foreclosed | 6,714.25     |
| Other Public Works 29,102.08                      |  |   |  | Balance December 31, 1969                  |              |
| <b>HEALTH and WELFARE</b>                         |  |   |  | <b>TAX TITLE LIENS OUTSTANDING</b>         |              |
| Health Services Except Environmental 4,351.63     |  |   |  | Balance January 1, 1969                    | 64.50        |
| Welfare-Public Assistance 1,200.00                |  |   |  | Transfers From Taxes                       | 14,904.72    |
| Hospitals, Clinics, First Aid                     |  |   |  | Redeemed in 1969                           | 1,469.60     |
| Animal, Insect, & Rodent Control 4,706.61         |  |   |  | Cancelled, Abated or Adjusted (1969)       |              |
| Other Welfare Services                            |  |   |  | Transfers to Foreclosed Property           |              |
| <b>RECREATION and CONSERVATION</b>                |  |   |  | Balance December 31, 1969                  | 13,499.62    |
| Beaches and Boardwalks 68,450.00                  |  |   |  | <b>PROPERTY ACQUIRED BY DEED OR</b>        |              |
| Parks, Playgrounds, Shade Trees 5,955.23          |  |   |  | <b>FORECLOSURE</b>                         |              |
| Land Reclamation & Conservation                   |  |   |  | Balance January 1, 1969                    | 47,525.00    |
| Other Recreational Services 12,200.41             |  |   |  | Transfers From Taxes or Liens              |              |
| <b>EDUCATION (excluding schools)</b>              |  |   |  | Sale for Cash (1969)                       | 33,850.00    |
| Libraries 18,067.64                               |  |   |  | Cancelled, Abated or Adjusted (1969)       |              |
| Other Educational Services                        |  |   |  | Balance December 31, 1969                  | 13,675.00    |
| <b>STATUTORY EXPENDITURES</b>                     |  |   |  | <b>CURRENT FINANCES DECEMBER 31, 1969</b>  |              |
| Pensions & F.I.C.A. 48,388.28                     |  |   |  | <b>ASSETS</b>                              |              |
| Employee Fringe Benefits 42,972.01                |  |   |  | Cash Dec. 31, 1969                         | 283,622.71   |
| Other Statutory Expenditures                      |  |   |  | Taxes Receivable                           | 112,593.13   |
| <b>MUNICIPAL FUNCTIONS</b>                        |  |   |  | Tax Title Liens                            | 13,499.62    |
| <b>CAPITAL IMPROVEMENTS</b>                       |  |   |  | Foreclosed Property                        | 13,675.00    |
| Streets, Roads, Sidewalks, Storm Sewers 80,727.25 |  |   |  | Emergencies & Other Deferred Charges       | 29,584.13    |
| Sewer System                                      |  |   |  | State Aid Receivable                       | 93,309.49    |
| Water Service 49,000.00                           |  |   |  | Other Receivables 467.19                   |              |
| Other Utilities 31,933.25                         |  |   |  | Total                                      | 546,751.27   |
| Hospitals and Clinics                             |  |   |  | <b>LIABILITIES</b>                         |              |
| Garbage and Trash Disposal Facilities 62,134.81   |  |   |  | Cash Liabilities                           | 227,961.80   |
| Health Equipment 841,508.06                       |  |   |  | Reserves for Receivables                   | 140,234.94   |
| Library and Education Facilities 156,020.31       |  |   |  | Surplus Dec. 31, 1969                      | 178,554.53   |
| Conservation and Recreation                       |  |   |  | Total                                      | 546,751.27   |
| Other Expenditures                                |  |   |  |  |              |
| <b>EXPENDITURES TOTAL 2,117,389.94</b>            |  |   |  |  |              |

0338  
Population 1960 11,861  
Population 1969 39,930  
Moody Rating  
Land Area 7.15 Sq. Miles

WILLINGBORO TWP - BURLINGTON COUNTY  
Net Valuation Taxable 193,450,347  
State Equalized Value 160,686,391  
Net Valuation on Which County Taxes  
are apportioned: 195,077,342  
State Equalization Ratio 1.2039  
General Tax Rate Per \$100. 3.67  
State Equalized  
General Tax Rate: 4.41

PER CAPITA:  
Gross Debt 242.72  
Net Debt 102.07  
Debt Service 1.49  
Total Tax Levy 179.83  
Municipal Expenditures 51.24

PER CENT:  
Gross Debt 6.90  
Net Debt 2.90  
Tax Levy Collected 95.88  
Tax Levy Cancelled, Abated  
or Adjusted .70

| 1969 EXPENDITURES                             |                     | 1969 REVENUES                                     |                     | 1969 PROPERTY TAX                          |                     |
|---|---------------------|---|---------------------|--|---------------------|
| <b>GENERAL GOVERNMENT</b>                     |                     |   |                     | <b>STATE EQUALIZED TAX RATE</b>            |                     |
| Governing Body & Public Boards                | 9,650.00            | 1969 — Property Taxes Collected                   | 6,901,390.19        | Local District School Taxes                | 2.98                |
| Municipal Clerk                               | 19,456.00           | 1969 Payments in Lieu of Taxes                    |                     | Regional & Consolidated School Tax         |                     |
| Financial Administration                      | 60,875.00           | Delinquent Tax & Lien Collections                 | 109,948.11          | School Taxes in Municipal Budget           |                     |
| Assessment of Taxes                           | 21,678.00           | Business Personalty Replacement Taxes             | 67,683.00           | County Taxes                               | .70                 |
| Collection of Taxes                           | 24,163.00           | Taxes from Public Utilities                       | 328,218.69          | County Library Taxes                       |                     |
| Planning, Housing & Development               | 13,340.00           | Other Miscellaneous Tax Revenues                  |                     | Local Municipal Purpose Taxes              | .62                 |
| Human Resources                               |                     | State Aid Revenues                                | 50,629.99           | Veteran & Senior Citizen Taxes             | .10                 |
| Elections                                     |                     | Federal Aid Revenues                              |                     | Total Taxes for Rate Computation           | 4.40                |
| General Administration (other)                | 68,802.00           | Sale of Acquired Property                         |                     | Special District Taxes                     |                     |
| <b>JUDICIARY</b>                              |                     | Other Miscellaneous Revenues                      | 332,013.23          | Bank Stock Taxes                           |                     |
| Municipal Courts                              | 16,125.00           | 1969 Revenues                                     | 7,789,883.21        | Added and Omitted Taxes                    |                     |
| <b>PUBLIC SAFETY</b>                          |                     | Prior Years Surplus Appropriated                  | 400,000.00          | Total Taxes Levied - ABSTRACT              | 7,180,530.50        |
| Fire Protection                               | 29,925.00           | <b>REVENUES</b>                                   | <b>8,189,883.21</b> | <b>TOTAL TAXES BILLED</b>                  | <b>7,197,588.45</b> |
| Police Protection                             | 413,304.00          |   |                     | <b>1969 TAXES COLLECTED</b>                | <b>6,901,390.19</b> |
| Civil Defense & Disaster Control              | 2,550.00            |   |                     | 1969 Taxes Cancelled, Abated or Adjusted   | 50,443.79           |
| Environmental Inspection & Control            | 21,718.00           |   |                     | Transfer to Tax Title Liens or Foreclosed  | 1,233.49            |
| Other Public Safety                           |                     |   |                     | Balance Outstanding Dec. 31, 1969          | 244,520.98          |
| <b>PUBLIC WORKS</b>                           |                     | <b>1969 REAL PROPERTY VALUATIONS</b>              |                     | <b>PRIOR YEARS TAXES OUTSTANDING</b>       |                     |
| Streets and Drainage                          | 204,467.00          | Code Class # of Parcels %VAL'N ASSESSED VALUATION |                     | Balance January 1, 1969                    | 110,950.20          |
| Sewers and Sewage Processing                  |                     | 1 Vacant Land 947 2.80 5,350,220.00               |                     | Collected in 1969                          | 109,948.11          |
| Garbage and Trash Disposal                    | 245,000.00          | 2 Residential 9384 88.39 169,100,367.00           |                     | Cancelled, Abated or Adjusted (1969)       | 949.28              |
| Public Buildings and Grounds                  | 33,672.00           | 3 Farm 5 .33 640,291.00                           |                     | Transfers to Tax Title Liens or Foreclosed |                     |
| Other Public Works                            | 13,760.00           | 4a Commercial 100 8.20 15,681,080.00              |                     | Balance December 31, 1969                  | 52.81               |
| <b>HEALTH and WELFARE</b>                     |                     | 4b Industrial 2 .28 536,550.00                    |                     | <b>TAX TITLE LIENS OUTSTANDING</b>         |                     |
| Health Services Except Environmental          | 5,975.00            | 4c Apartments                                     |                     | Balance January 1, 1969                    | 3,546.26            |
| Welfare-Public Assistance                     | 18,100.00           | Total 10438 100.00 191,308,508.00                 |                     | Transfers From Taxes                       | 1,233.49            |
| Hospitals, Clinics, First Aid                 |                     |   |                     | Redeemed in 1969                           |                     |
| Animal, Insect, & Rodent Control              | 7,100.00            |   |                     | Cancelled, Abated or Adjusted (1969)       |                     |
| Other Welfare Services                        |                     |   |                     | Transfers to Foreclosed Property:          |                     |
| <b>RECREATION and CONSERVATION</b>            |                     | <b>CAPITAL DEBT AUTHORIZED, DECEMBER 31, 1969</b> |                     | Balance December 31, 1969                  | 4,779.75            |
| Beaches and Boardwalks                        |                     | <b>ISSUED AND UNISSUED</b>                        |                     | <b>PROPERTY ACQUIRED BY DEED OR</b>        |                     |
| Parks, Playgrounds, Shade Trees               | 1,100.00            | School  | 9,063,000           | <b>FORECLOSURE</b>                         |                     |
| Land Reclamation & Conservation               |                     | Self-liquidating                                  | 629,000             | Balance January 1, 1969                    |                     |
| Other Recreational Services                   | 80,306.00           | Other   | 629,000             | Transfers From Taxes or Liens              |                     |
| <b>EDUCATION (excluding schools)</b>          |                     | Total 9,692,000                                   | 4,075,517           | Sale for Cash (1969)                       |                     |
| Libraries                                     | 145,054.00          |   |                     | Cancelled, Abated or Adjusted (1969)       |                     |
| Other Educational Services                    |                     | <b>ISSUED AND OUTSTANDING</b>                     |                     | Balance December 31, 1969                  |                     |
| <b>STATUTORY EXPENDITURES</b>                 |                     | School  | 7,595,000.00        | <b>CURRENT FINANCES DECEMBER 31, 1969</b>  |                     |
| Pensions & F.I.C.A.                           | 59,500.00           | Self-Liquidating                                  | 629,000.00          | <b>ASSETS</b>                              |                     |
| Employee Fringe Benefits                      | 12,450.00           | Other   | 8,224,000.00        | Cash Dec. 31, 1969                         | 3,863,854.87        |
| Other Statutory Expenditures                  |                     | Total   | 140,412,054.00      | Taxes Receivable                           | 244,573.79          |
| <b>MUNICIPAL FUNCTIONS</b>                    | <b>TOTAL</b>        | <b>EQUALIZED VALUATION BASIS</b>                  |                     | Tax Title Liens                            | 4,779.75            |
| <b>CAPITAL IMPROVEMENTS</b>                   | <b>151,500.00</b>   | <b>FOR NET DEBT COMPUTATION</b>                   |                     | Foreclosed Property                        |                     |
| <b>DEBT SERVICE</b>                           |                     | <b>1969 CAPITAL OUTLAY</b>                        | <b>TOTAL</b>        | Emergencies & Other Deferred Charges       | 20.00               |
| Principal Payments                            | 30,000.00           | Beaches and Boardwalks                            | 273,209.05          | State Aid Receivable                       | 14,565.98           |
| Interest Payments                             | 29,325.00           | Parks and Playgrounds                             | 10,000.00           | Other Receivables                          | 11,581.51           |
|   |                     | Public Buildings and Grounds                      | 9,500.00            | Total                                      | 4,139,375.90        |
|   |                     | Vehicular Equipment                               | 73,000.00           | <b>LIABILITIES</b>                         |                     |
|   |                     | Streets, Roads, Sidewalks, Storm Sewers           |                     | Cash Liabilities                           | 3,155,789.82        |
|   |                     | Sewer System                                      |                     | Reserves for Receivables                   | 260,935.05          |
|   |                     | Water Service                                     |                     | Surplus Dec. 31, 1969                      | 722,651.03          |
|   |                     | Other Utilities                                   |                     | Total                                      | 4,139,375.90        |
|   |                     | Hospitals and Clinics                             | 139,543.74          |  |                     |
|   |                     | Garbage and Trash Disposal Facilities             |                     |  |                     |
|   |                     | Health Equipment                                  | 7,165.31            |  |                     |
|   |                     | Library and Education Facilities                  |                     |  |                     |
|   |                     | Conservation and Recreation                       |                     |  |                     |
|   |                     | Other Expenditures                                | 34,000.00           |  |                     |
| <b>DEFERRED CHARGES</b>                       | <b>44.32</b>        |   |                     |  |                     |
| <b>SCHOOL, COUNTY, SPECIAL DISTRICT TAXES</b> | <b>5,921,707.08</b> |   |                     |  |                     |
| <b>RESERVE FOR UNCOLLECTED TAXES</b>          | <b>307,060.68</b>   |   |                     |  |                     |
| <b>EXPENDITURES</b>                           | <b>TOTAL</b>        |   |                     |  |                     |
|   | <b>7,967,707.08</b> |   |                     |  |                     |



2021  
Population 1960 2,458  
Population 1969 2,530  
  
Moody Rating  
Land Area .17 Sq. Miles

WINFIELD TWP  
Net Valuation Taxable 715,585  
State Equalized Value 1,420,375  
Net Valuation on Which County Taxes  
are apportioned: 1,435,947  
State Equalization Ratio .5038  
  
- UNION  
COUNTY  
General Tax Rate Per \$100. 36.52  
State Equalized  
General Tax Rate: 18.39

PER CAPITA:  
Gross Debt 3.95  
Net Debt 3.95  
Debt Service 6.60  
Total Tax Levy 103.29  
Municipal Expenditures 35.51  
  
PER CENT:  
Gross Debt .73  
Net Debt .73  
Tax Levy Collected 100.00  
Tax Levy Cancelled, Abated  
or Adjusted

| 1969 EXPENDITURES                             |                   | 1969 REVENUES                         |              | 1969 PROPERTY TAX                          |            |
|---|-------------------|---------------------------------------|--------------|--|------------|
| <b>GENERAL GOVERNMENT</b>                     |                   | 1969 — Property Taxes Collected       |              | <b>STATE EQUALIZED TAX RATE</b>            |            |
| Governing Body & Public Boards                |                   | 1969 Payments in Lieu of Taxes        | 261,331.57   | Local District School Taxes                | 13.73      |
| Municipal Clerk                               |                   | Delinquent Tax & Lien Collections     |              | Regional & Consolidated School Tax         |            |
| Financial Administration                      | 7,725.00          | Business Personalty Replacement Taxes | 3,795.00     | School Taxes in Municipal Budget           |            |
| Assessment of Taxes                           | 250.00            | Taxes from Public Utilities           | 11,676.09    | County Taxes                               | .44        |
| Collection of Taxes                           | 75.00             | Other Miscellaneous Tax Revenues      |              | County Library Taxes                       |            |
| Planning, Housing & Development               |                   | State Aid Revenues                    | 10,788.96    | Local Municipal Purpose Taxes              | 4.23       |
| Human Resources                               |                   | Federal Aid Revenues                  |              | Veteran & Senior Citizen Taxes             |            |
| Elections                                     |                   | Sale of Acquired Property             |              | Total Taxes for Rate Computation           | 18.40      |
| General Administration (other)                | 12,615.00         | Other Miscellaneous Revenues          | 1,979.81     | Special District Taxes                     |            |
| <b>JUDICIARY</b>                              |                   | 1969 Revenues                         | 289,571.43   | Bank Stock Taxes                           |            |
| Municipal Courts                              | 2,400.00          | Prior Years Surplus Appropriated      | 5,500.00     | Added and Omitted Taxes                    |            |
| <b>PUBLIC SAFETY</b>                          |                   | <b>REVENUES</b>                       | <b>TOTAL</b> | Total Taxes Levied - ABSTRACT              | 261,312.61 |
| Fire Protection                               | 6,600.00          |                                       | 295,071.43   | <b>TOTAL TAXES BILLED</b>                  | 261,331.57 |
| Police Protection                             | 14,630.00         |                                       |              | 1969 TAXES COLLECTED                       | 261,331.57 |
| Civil Defense & Disaster Control              | 475.00            |                                       |              | 1969 Taxes Cancelled, Abated or Adjusted   |            |
| Environmental Inspection & Control            | 150.00            |                                       |              | Transfer to Tax Title Liens or Foreclosed  |            |
| Other Public Safety                           |                   |                                       |              | Balance Outstanding Dec. 31, 1969          |            |
| <b>PUBLIC WORKS</b>                           |                   |                                       |              | <b>PRIOR YEARS TAXES OUTSTANDING</b>       |            |
| Streets and Drainage                          | 5,450.00          |                                       |              | Balance January 1, 1969                    |            |
| Sewers and Sewage Processing                  |                   |                                       |              | Collected in 1969                          |            |
| Garbage and Trash Disposal                    |                   |                                       |              | Cancelled, Abated or Adjusted (1969)       |            |
| Public Buildings and Grounds                  | 7,615.00          |                                       |              | Transfers to Tax Title Liens or Foreclosed |            |
| Other Public Works                            | 300.00            |                                       |              | Balance December 31, 1969                  |            |
| <b>HEALTH and WELFARE</b>                     |                   |                                       |              | <b>TAX TITLE LIENS OUTSTANDING</b>         |            |
| Health Services Except Environmental          | 6,165.00          |                                       |              | Balance January 1, 1969                    |            |
| Welfare-Public Assistance                     | 1,675.00          |                                       |              | Transfers From Taxes                       |            |
| Hospitals, Clinics, First Aid                 |                   |                                       |              | Redeemed in 1969                           |            |
| Animal, Insect, & Rodent Control              | 865.00            |                                       |              | Cancelled, Abated or Adjusted (1969)       |            |
| Other Welfare Services                        |                   |                                       |              | Transfers to Foreclosed Property           |            |
| <b>RECREATION and CONSERVATION</b>            |                   |                                       |              | Balance December 31, 1969                  |            |
| Beaches and Boardwalks                        |                   |                                       |              | <b>PROPERTY ACQUIRED BY DEED OR</b>        |            |
| Parks, Playgrounds, Shade Trees               |                   |                                       |              | <b>FORECLOSURE</b>                         |            |
| Land Reclamation & Conservation               |                   |                                       |              | Balance January 1, 1969                    |            |
| Other Recreational Services                   | 500.00            |                                       |              | Transfers From Taxes or Liens              |            |
| <b>EDUCATION (excluding schools)</b>          |                   |                                       |              | Sale for Cash (1969)                       |            |
| Libraries                                     |                   |                                       |              | Cancelled, Abated or Adjusted (1969)       |            |
| Other Educational Services                    |                   |                                       |              | Balance December 31, 1969                  |            |
| <b>STATUTORY EXPENDITURES</b>                 |                   |                                       |              | <b>CURRENT FINANCES DECEMBER 31, 1969</b>  |            |
| Pensions & F.I.C.A.                           | 3,100.00          |                                       |              | <b>ASSETS</b>                              |            |
| Employee Fringe Benefits                      | 550.00            |                                       |              | Cash Dec. 31, 1969                         | 42,654.96  |
| Other Statutory Expenditures                  |                   |                                       |              | Taxes Receivable                           |            |
| <b>MUNICIPAL FUNCTIONS</b>                    |                   |                                       |              | Tax Title Liens                            |            |
| <b>CAPITAL IMPROVEMENTS</b>                   |                   |                                       |              | Foreclosed Property                        |            |
| <b>DEBT SERVICE</b>                           |                   |                                       |              | Emergencies & Other Deferred Charges       |            |
| Principal Payments                            | 16,000.00         |                                       |              | State Aid Receivable                       | 3,766.00   |
| Interest Payments                             | 700.00            |                                       |              | Other Receivables                          | 362.22     |
| <b>DEFERRED CHARGES</b>                       |                   |                                       |              | Total                                      | 46,783.18  |
| <b>SCHOOL, COUNTY, SPECIAL DISTRICT TAXES</b> |                   |                                       |              | <b>LIABILITIES</b>                         |            |
| <b>RESERVE FOR UNCOLLECTED TAXES</b>          |                   |                                       |              | Cash Liabilities                           | 27,646.65  |
|   |                   |                                       |              | Reserves for Receivables                   | 362.22     |
|   |                   |                                       |              | Surplus Dec. 31, 1969                      | 18,774.31  |
| <b>EXPENDITURES</b>                           |                   |                                       |              | Total                                      | 46,783.18  |
| <b>TOTAL</b>                                  | <b>291,116.57</b> |                                       |              |  |            |

0436  
Population 1960 9,142  
Population 1969 10,720  
Moody Rating  
Land Area 58.07 Sq. Miles

WINSLOW TWP  
Net Valuation Taxable 21,386,039  
State Equalized Value 50,260,961  
Net Valuation on Which County Taxes  
are apportioned: 48,381,364  
State Equalization Ratio .4255

- CAMDEN

COUNTY  
General Tax Rate Per \$100. 9.18  
State Equalized  
General Tax Rate: 3.90

PER CAPITA:  
Gross Debt 294.50  
Net Debt  
Debt Service .03  
Total Tax Levy 180.46  
Municipal Expenditures 68.45

PER CENT:  
Gross Debt 6.58  
Net Debt  
Tax Levy Collected 85.42  
Tax Levy Cancelled, Abated  
or Adjusted 3.64

| 1969 EXPENDITURES                      |              | 1969 REVENUES                                     |  | 1969 PROPERTY TAX                          |  |
|--|--------------|---|--|--|--|
| GENERAL GOVERNMENT                     |              | 1969 — Property Taxes Collected                   |  | STATE EQUALIZED TAX RATE                   |  |
| Governing Body & Public Boards         |              | 1,642,493.45                                      |  | Local District School Taxes .89            |  |
| Municipal Clerk                        |              | 1969 Payments in Lieu of Taxes                    |  | Regional & Consolidated School Tax 2.01    |  |
| Financial Administration               | 20,720.00    | Delinquent Tax & Lien Collections                 |  | School Taxes in Municipal Budget           |  |
| Assessment of Taxes                    | 12,395.00    | Business Personalty Replacement Taxes             |  | County Taxes .89                           |  |
| Collection of Taxes                    | 22,565.00    | Taxes from Public Utilities                       |  | County Library Taxes .02                   |  |
| Planning, Housing & Development        | 1,650.00     | Other Miscellaneous Tax Revenues                  |  | Local Municipal Purpose Taxes              |  |
| Human Resources                        |              | State Aid Revenues                                |  | Veteran & Senior Citizen Taxes .08         |  |
| Elections                              | 1,700.00     | Federal Aid Revenues                              |  | Total Taxes for Rate Computation 3.89      |  |
| General Administration (other)         | 45,250.00    | Sale of Acquired Property                         |  | Special District Taxes                     |  |
| JUDICIARY                              |              | Other Miscellaneous Revenues                      |  | Bank Stock Taxes                           |  |
| Municipal Courts                       | 9,624.99     | 1969 Revenues                                     |  | Added and Omitted Taxes                    |  |
| PUBLIC SAFETY                          |              | Prior Years Surplus Appropriated                  |  | Total Taxes Levied - ABSTRACT              |  |
| Fire Protection                        | 22,650.00    | REVENUES  |  | TOTAL TAXES BILLED                         |  |
| Police Protection                      | 64,215.00    | TOTAL   |  | 1969 TAXES COLLECTED                       |  |
| Civil Defense & Disaster Control       | 500.00       | 1969 REAL PROPERTY VALUATIONS                     |  | 1969 Taxes Cancelled, Abated or Adjusted   |  |
| Environmental Inspection & Control     | 1,410.00     | Code Class # of Parcels %VAL'N ASSESSED VALUATION |  | Transfer to Tax Title Liens or Foreclosed  |  |
| Other Public Safety                    |              | 1 1 Vacant Land 1528 5.68 1,181,850.00            |  | Balance Outstanding Dec. 31, 1969          |  |
| PUBLIC WORKS                           |              | 2 2 Residential 1759 47.80 9,949,700.00           |  | PRIOR YEARS TAXES OUTSTANDING              |  |
| Streets and Drainage                   | 69,000.00    | 3 Farm 566 18.19 3,785,450.00                     |  | Balance January 1, 1969                    |  |
| Sewers and Sewage Processing           |              | 4a Commercial 122 10.88 2,265,050.00              |  | Collected in 1969                          |  |
| Garbage and Trash Disposal             | 33,000.00    | 4b Industrial 25 15.43 3,212,600.00               |  | Cancelled, Abated or Adjusted (1969)       |  |
| Public Buildings and Grounds           | 15,630.91    | 4c Apartments 16 2.02 420,250.00                  |  | Transfers to Tax Title Liens or Foreclosed |  |
| Other Public Works                     |              | Total 4016 100.00 20,814,900.00                   |  | Balance December 31, 1969                  |  |
| HEALTH and WELFARE                     |              | CAPITAL DEBT AUTHORIZED, DECEMBER 31, 1969        |  | TAX TITLE LIENS OUTSTANDING                |  |
| Health Services Except Environmental   | 1,350.00     | ISSUED AND UNISSUED                               |  | Balance January 1, 1969                    |  |
| Welfare-Public Assistance              | 2,680.00     | GROSS DEBT  |  | Transfers From Taxes                       |  |
| Hospitals, Clinics, First Aid          |              | School 3,156,999                                  |  | Redeemed in 1969                           |  |
| Animal, Insect, & Rodent Control       | 1,500.00     | Self-liquidating                                  |  | Cancelled, Abated or Adjusted (1969)       |  |
| Other Welfare Services                 |              | Other   |  | Transfers to Foreclosed Property           |  |
| RECREATION and CONSERVATION            |              | Total 3,156,999                                   |  | Balance December 31, 1969                  |  |
| Beaches and Boardwalks                 |              | ISSUED AND OUTSTANDING                            |  | PROPERTY ACQUIRED BY DEED OR               |  |
| Parks, Playgrounds, Shade Trees        | 10,000.00    | School  |  | FORECLOSURE                                |  |
| Land Reclamation & Conservation        |              | Self-Liquidating                                  |  | Balance January 1, 1969                    |  |
| Other Recreational Services            |              | Other   |  | Transfers From Taxes or Liens              |  |
| EDUCATION (excluding schools)          |              | Total 2,936,232.09                                |  | Sale for Cash (1969)                       |  |
| Libraries                              |              | EQUALIZED VALUATION BASIS                         |  | Cancelled, Abated or Adjusted (1969)       |  |
| Other Educational Services             |              | FOR NET DEBT COMPUTATION                          |  | Balance December 31, 1969                  |  |
| STATUTORY EXPENDITURES                 |              | 1969 CAPITAL OUTLAY                               |  | CURRENT FINANCES DECEMBER 31, 1969         |  |
| Pensions & F.I.C.A.                    | 15,000.07    | TOTAL   |  | ASSETS                                     |  |
| Employee Fringe Benefits               | 4,800.00     | Beaches and Boardwalks                            |  | Cash Dec. 31, 1969                         |  |
| Other Statutory Expenditures           |              | Parks and Playgrounds                             |  | Taxes Receivable                           |  |
| MUNICIPAL FUNCTIONS                    |              | Public Buildings and Grounds                      |  | Tax Title Liens                            |  |
| CAPITAL IMPROVEMENTS                   | 23,759.09    | Vehicular Equipment                               |  | Foreclosed Property                        |  |
| DEBT SERVICE                           |              | Streets, Roads, Sidewalks, Storm Sewers           |  | Emergencies & Other Deferred Charges       |  |
| Principal Payments                     |              | Sewer System                                      |  | State Aid Receivable                       |  |
| Interest Payments                      | 300.00       | Water Service                                     |  | Other Receivables                          |  |
| DEFERRED CHARGES                       |              | Other Utilities                                   |  | Total                                      |  |
| SCHOOL, COUNTY, SPECIAL DISTRICT TAXES | 28,411.93    | Hospitals and Clinics                             |  | LIABILITIES                                |  |
| RESERVE FOR UNCOLLECTED TAXES          | 1,919,574.64 | Garbage and Trash Disposal Facilities             |  | Cash Liabilities                           |  |
|  | 325,630.00   | Health Equipment                                  |  | Reserves for Receivables                   |  |
|  |              | Library and Education Facilities                  |  | Surplus Dec. 31, 1969                      |  |
|  |              | Conservation and Recreation                       |  | Total                                      |  |
| EXPENDITURES                           |              | Other Expenditures                                |  | 1,214,287.71                               |  |
| TOTAL                                  | 2,653,316.63 |   |  | 289,257.65                                 |  |
|  |              |   |  | 461,292.58                                 |  |
|  |              |   |  | 463,737.48                                 |  |
|  |              |   |  | 1,214,287.71                               |  |

| 0516                     |       | WOODBINE BORO                       |           | - CAPE MAY COUNTY           |      | PER CAPITA:            |        | PER CENT:                  |       |
|--------------------------|-------|-------------------------------------|-----------|-----------------------------|------|------------------------|--------|----------------------------|-------|
| Population 1960          | 2,823 | Net Valuation Taxable               | 4,225,965 |                             |      | Gross Debt             | 102.80 | Gross Debt                 | 8.09  |
| Population 1969          | 3,220 | State Equalized Value               | 4,568,116 | General Tax Rate Per \$100. | 5.96 | Net Debt               | 64.70  | Net Debt                   | 5.09  |
|                          |       | Net Valuation on Which County Taxes |           |                             |      | Debt Service           | 2.29   | Tax Levy Collected         | 80.33 |
| Moody Rating             |       | are apportioned:                    | 4,887,746 | State Equalized             |      | Total Tax Levy         | 77.70  | Tax Levy Cancelled, Abated |       |
| Land Area 8.00 Sq. Miles |       | State Equalization Ratio            | .9251     | General Tax Rate:           | 5.51 | Municipal Expenditures | 44.09  | or Adjusted                | 2.26  |

| 1969 EXPENDITURES                      |            | 1969 REVENUES                          |            | 1969 PROPERTY TAX                          |                 |
|--|------------|--|------------|--|-----------------|
| GENERAL GOVERNMENT                     |            | 1969 — Property Taxes Collected        |            | STATE EQUALIZED TAX RATE                   |                 |
| Governing Body & Public Boards         |            | 1969 Payments in Lieu of Taxes         | 201,229.37 | Local District School Taxes                | 4.14 189,330.71 |
| Municipal Clerk                        |            | Delinquent Tax & Lien Collections      | 25,871.31  | Regional & Consolidated School Tax         |                 |
| Financial Administration               | 8,891.25   | Business Personality Replacement Taxes | 17,389.00  | School Taxes in Municipal Budget           |                 |
| Assessment of Taxes                    | 2,300.00   | Taxes from Public Utilities            | 18,282.53  | County Taxes                               | .58 26,539.75   |
| Collection of Taxes                    | 3,153.75   | Other Miscellaneous Tax Revenues       | 23,202.62  | County Library Taxes                       | .02 695.56      |
| Planning, Housing & Development        |            | State Aid Revenues                     |            | Local Municipal Purpose Taxes              | .54 24,740.69   |
| Human Resources                        |            | Federal Aid Revenues                   |            | Veteran & Senior Citizen Taxes             | .23 10,400.00   |
| Elections                              | 350.00     | Sale of Acquired Property              | 7,855.00   | Total Taxes for Rate Computation           | 5.51 251,706.71 |
| General Administration (other)         | 14,067.80  | Other Miscellaneous Revenues           | 22,127.92  | Special District Taxes                     |                 |
| JUDICIARY                              |            | Prior Years Surplus Appropriated       | 22,127.92  | Bank Stock Taxes                           | 624.26          |
| Municipal Courts                       | 2,966.58   | REVENUES                               | 315,957.75 | Added and Omitted Taxes                    | 8,266.80        |
| PUBLIC SAFETY                          |            | TOTAL                                  | 336,957.75 | Total Taxes Levied - ABSTRACT              | 250,197.77      |
| Fire Protection                        | 6,433.42   |  |            | TOTAL TAXES BILLED                         | 250,488.58      |
| Police Protection                      | 17,200.00  |  |            | 1969 TAXES COLLECTED                       | 201,229.37      |
| Civil Defense & Disaster Control       | 316.40     |  |            | 1969 Taxes Cancelled, Abated or Adjusted   | 5,649.36        |
| Environmental Inspection & Control     | 700.00     |  |            | Transfer to Tax Title Liens or Foreclosed  | 11,771.91       |
| Other Public Safety                    |            |  |            | Balance Outstanding Dec. 31, 1969          | 31,837.94       |
| PUBLIC WORKS                           |            |  |            | PRIOR YEARS TAXES OUTSTANDING              |                 |
| Streets and Drainage                   | 25,190.00  |  |            | Balance January 1, 1969                    | 27,168.15       |
| Sewers and Sewage Processing           |            |  |            | Collected in 1969                          | 21,092.12       |
| Garbage and Trash Disposal             | 1,800.00   |  |            | Cancelled, Abated or Adjusted (1969)       | 706.72          |
| Public Buildings and Grounds           | 4,500.00   |  |            | Transfers to Tax Title Liens or Foreclosed |                 |
| Other Public Works                     |            |  |            | Balance December 31, 1969                  | 5,369.31        |
| HEALTH and WELFARE                     |            |  |            | TAX TITLE LIENS OUTSTANDING                |                 |
| Health Services Except Environmental   | 790.00     |  |            | Balance January 1, 1969                    | 9,724.22        |
| Welfare-Public Assistance              | 850.00     |  |            | Transfers From Taxes                       | 12,475.09       |
| Hospitals, Clinics, First Aid          |            |  |            | Redeemed in 1969                           | 4,779.19        |
| Animal, Insect, & Rodent Control       | 1,363.60   |  |            | Cancelled, Abated or Adjusted (1969)       |                 |
| Other Welfare Services                 |            |  |            | Transfers to Foreclosed Property           |                 |
| RECREATION and CONSERVATION            |            |  |            | Balance December 31, 1969                  | 17,420.12       |
| Beaches and Boardwalks                 |            |  |            | PROPERTY ACQUIRED BY DEED OR               |                 |
| Parks, Playgrounds, Shade Trees        |            |  |            | FORECLOSURE                                |                 |
| Land Reclamation & Conservation        |            |  |            | Balance January 1, 1969                    | 66,635.00       |
| Other Recreational Services            |            |  |            | Transfers From Taxes or Liens              |                 |
| EDUCATION (excluding schools)          |            |  |            | Sale for Cash (1969)                       | 7,855.00        |
| Libraries                              | 500.00     |  |            | Cancelled, Abated or Adjusted (1969)       |                 |
| Other Educational Services             |            |  |            | Balance December 31, 1969                  | 58,780.00       |
| STATUTORY EXPENDITURES                 |            |  |            | CURRENT FINANCES DECEMBER 31, 1969         |                 |
| Pensions & F.I.C.A.                    | 4,400.00   |  |            | ASSETS                                     |                 |
| Employee Fringe Benefits               |            |  |            | Cash Dec. 31, 1969                         | 60,911.84       |
| Other Statutory Expenditures           |            |  |            | Taxes Receivable                           | 37,207.25       |
| MUNICIPAL FUNCTIONS                    |            |  |            | Tax Title Liens                            | 17,420.12       |
| CAPITAL IMPROVEMENTS                   | 7,500.00   |  |            | Foreclosed Property                        | 58,780.00       |
| DEBT SERVICE                           |            |  |            | Emergencies & Other Deferred Charges       | 4,784.18        |
| Principal Payments                     | 4,000.00   |  |            | State Aid Receivable                       | 11,485.71       |
| Interest Payments                      | 3,372.50   |  |            | Other Receivables                          | 43.93           |
| DEFERRED CHARGES                       | 2,500.00   |  |            | Total                                      | 190,633.03      |
| SCHOOL, COUNTY, SPECIAL DISTRICT TAXES | 216,566.02 |  |            | LIABILITIES                                |                 |
| RESERVE FOR UNCOLLECTED TAXES          | 28,829.07  |  |            | Cash Liabilities                           | 27,113.96       |
| EXPENDITURES                           | 358,540.39 |  |            | Reserves for Receivables                   | 113,451.30      |
|  |            |  |            | Surplus Dec. 31, 1969                      | 50,067.77       |
|  |            |  |            | Total                                      | 190,633.03      |

1225  
Population 1960 78,846  
Population 1969 98,980  
S & P Rating BBB  
Moody Rating BAA  
Land Area 23.20 Sq. Miles

WOODBRIIDGE TWP - MIDDLESEX COUNTY  
Net Valuation Taxable 251,708,969  
State Equalized Value 721,229,137  
Net Valuation on Which County Taxes  
are apportioned: 757,615,880  
State Equalization Ratio .3490  
General Tax Rate Per \$100. 7.74  
State Equalized  
General Tax Rate: 2.70

PER CAPITA:  
Gross Debt 394.57  
Net Debt 220.54  
Debt Service 14.64  
Total Tax Levy 201.68  
Municipal Expenditures 99.69

PER CENT:  
Gross Debt 5.60  
Net Debt 3.13  
Tax Levy Collected 97.78  
Tax Levy Cancelled, Abated  
or Adjusted

| 1969 EXPENDITURES                             |                            | 1969 REVENUES                                     |                            | 1969 PROPERTY TAX                          |               |
|---|----------------------------|---|----------------------------|--|---------------|
| <b>GENERAL GOVERNMENT</b>                     |                            |   |                            | <b>STATE EQUALIZED TAX RATE</b>            |               |
| Governing Body & Public Boards                | 94,475.00                  | 1969 — Property Taxes Collected                   | 19,518,570.22              | Local District School Taxes 1.86           | 13,400,780.25 |
| Municipal Clerk                               | 43,040.00                  | 1969 Payments in Lieu of Taxes                    | 235,618.67                 | Regional & Consolidated School Tax         |               |
| Financial Administration                      | 348,365.00                 | Delinquent Tax & Lien Collections                 | 448,087.84                 | School Taxes in Municipal Budget           |               |
| Assessment of Taxes                           | 103,784.00                 | Business Personalty Replacement Taxes             | 1,596,876.00               | County Taxes .54                           | 3,928,121.86  |
| Collection of Taxes                           | 71,975.00                  | Taxes from Public Utilities                       | 4,636,688.11               | County Library Taxes                       |               |
| Planning, Housing & Development               | 154,828.00                 | Other Miscellaneous Tax Revenues                  |                            | Local Municipal Purpose Taxes .22          | 1,567,983.52  |
| Human Resources                               | 1,200.00                   | State Aid Revenues                                | 383,046.05                 | Veteran & Senior Citizen Taxes .08         | 581,730.00    |
| Elections                                     | 20,930.00                  | Federal Aid Revenues                              | 29,919.76                  | Total Taxes for Rate Computation 2.70      | 19,478,615.63 |
| General Administration (other)                | 603,094.00                 | Sale of Acquired Property                         |                            | Special District Taxes                     | 914,623.32    |
| <b>JUDICIARY</b>                              |                            | Other Miscellaneous Revenues                      | 675,119.53                 | Bank Stock Taxes                           | 15,874.22     |
| Municipal Courts                              | 78,112.00                  | 1969 Revenues                                     | 27,523,926.18              | Added and Omitted Taxes                    | 134,773.84    |
| <b>PUBLIC SAFETY</b>                          |                            | Prior Years Surplus Appropriated                  | 291,000.66                 | Total Taxes Levied - ABSTRACT              | 19,962,157.01 |
| Fire Protection                               |                            | <b>REVENUES</b>                                   | <b>TOTAL</b> 27,814,926.84 | <b>TOTAL TAXES BILLED</b>                  | 19,962,157.01 |
| Police Protection                             | 1,555,966.00               |   |                            | <b>1969 TAXES COLLECTED</b>                | 19,518,570.22 |
| Civil Defense & Disaster Control              | 11,160.00                  | <b>1969 REAL PROPERTY VALUATIONS</b>              |                            | 1969 Taxes Cancelled, Abated or Adjusted   |               |
| Environmental Inspection & Control            | 112,252.00                 | Code Class # of Parcels %VAL'N                    | ASSESSED VALUATION         | Transfer to Tax Title Liens or Foreclosed  |               |
| Other Public Safety                           | 1,941.00                   | 1 Vacant Land 3317 2.37                           | 5,895,670.00               | Balance Outstanding Dec. 31, 1969          | 443,586.79    |
| <b>PUBLIC WORKS</b>                           |                            | 2 Residential 21742 65.05                         | 162,077,220.00             | <b>PRIOR YEARS TAXES OUTSTANDING</b>       |               |
| Streets and Drainage                          | 957,856.00                 | 3 Farm 2 .02                                      | 60,630.00                  | Balance January 1, 1969                    | 846,507.04    |
| Sewers and Sewage Processing                  | 384,114.00                 | 4a Commercial 949 10.81                           | 26,924,790.00              | Collected in 1969                          | 435,962.75    |
| Garbage and Trash Disposal                    | 739,275.00                 | 4b Industrial 127 17.50                           | 43,602,409.00              | Cancelled, Abated or Adjusted (1969)       |               |
| Public Buildings and Grounds                  | 101,696.00                 | 4c Apartments 35 4.25                             | 10,578,510.00              | Transfers to Tax Title Liens or Foreclosed |               |
| Other Public Works                            | 31,713.00                  | Total 26172 100.00                                | 249,139,229.00             | Balance December 31, 1969                  | 410,544.29    |
| <b>HEALTH and WELFARE</b>                     |                            | <b>CAPITAL DEBT AUTHORIZED, DECEMBER 31, 1969</b> |                            | <b>TAX TITLE LIENS OUTSTANDING</b>         |               |
| Health Services Except Environmental          | 223,027.00                 | ISSUED AND UNISSUED                               | GROSS DEBT                 | Balance January 1, 1969                    | 96,263.96     |
| Welfare-Public Assistance                     | 45,720.00                  | School  | 16,646,000                 | Transfers From Taxes                       |               |
| Hospitals, Clinics, First Aid                 | 40,000.00                  | Self-liquidating                                  |                            | Redeemed in 1969                           | 12,125.09     |
| Animal, Insect, & Rodent Control              | 6,662.00                   | Other   | 22,409,005                 | Cancelled, Abated or Adjusted (1969)       |               |
| Other Welfare Services                        | 12,000.00                  | Total   | 39,055,005                 | Transfers to Foreclosed Property           |               |
| <b>RECREATION and CONSERVATION</b>            |                            |   |                            | Balance December 31, 1969                  | 84,138.87     |
| Beaches and Boardwalks                        |                            | <b>ISSUED AND OUTSTANDING</b>                     |                            | <b>PROPERTY ACQUIRED BY DEED OR</b>        |               |
| Parks, Playgrounds, Shade Trees               | 427,465.00                 | School  | 16,646,000.00              | <b>FORECLOSURE</b>                         |               |
| Land Reclamation & Conservation               |                            | Self-Liquidating                                  |                            | Balance January 1, 1969                    | 212,334.00    |
| Other Recreational Services                   | 30,000.00                  | Other   | 16,622,000.00              | Transfers From Taxes or Liens              |               |
| <b>EDUCATION (excluding schools)</b>          |                            | Total   | 33,268,000.00              | Sale for Cash (1969)                       |               |
| Libraries                                     | 672,312.00                 | <b>EQUALIZED VALUATION BASIS</b>                  |                            | Cancelled, Abated or Adjusted (1969)       |               |
| Other Educational Services                    |                            | <b>FOR NET DEBT COMPUTATION</b>                   | 697,043,650.33             | Balance December 31, 1969                  | 212,334.00    |
| <b>STATUTORY EXPENDITURES</b>                 |                            | <b>1969 CAPITAL OUTLAY</b>                        | <b>TOTAL</b> 1,344,536.92  | <b>CURRENT FINANCES DECEMBER 31, 1969</b>  |               |
| Pensions & F.I.C.A.                           | 550,100.00                 | Beaches and Boardwalks                            |                            | <b>ASSETS</b>                              |               |
| Employee Fringe Benefits                      | 114,700.00                 | Parks and Playgrounds                             | 25,071.18                  | Cash Dec. 31, 1969                         | 1,747,372.15  |
| Other Statutory Expenditures                  |                            | Public Buildings and Grounds                      |                            | Taxes Receivable                           | 854,131.08    |
| <b>MUNICIPAL FUNCTIONS</b>                    | <b>TOTAL</b> 7,537,762.00  | Vehicular Equipment                               | 155,145.00                 | Tax Title Liens                            | 84,138.87     |
| <b>CAPITAL IMPROVEMENTS</b>                   | 125,875.00                 | Streets, Roads, Sidewalks, Storm Sewers           | 771,622.42                 | Foreclosed Property                        | 212,334.00    |
| <b>DEBT SERVICE</b>                           |                            | Sewer System                                      | 31,464.23                  | Emergencies & Other Deferred Charges       | 368,080.00    |
| Principal Payments                            | 827,000.00                 | Water Service                                     |                            | State Aid Receivable                       | 344,587.12    |
| Interest Payments                             | 621,925.00                 | Other Utilities                                   |                            | Other Receivables                          | 120,401.19    |
| <b>DEFERRED CHARGES</b>                       | 101,924.61                 | Hospitals and Clinics                             | 4,147.18                   | Total                                      | 3,731,044.41  |
| <b>SCHOOL, COUNTY, SPECIAL DISTRICT TAXES</b> | 18,243,525.43              | Garbage and Trash Disposal Facilities             |                            | <b>LIABILITIES</b>                         |               |
| <b>RESERVE FOR UNCOLLECTED TAXES</b>          | 653,000.00                 | Health Equipment                                  |                            | Cash Liabilities                           | 1,370,227.13  |
|   |                            | Library and Education Facilities                  | 65,648.28                  | Reserves for Receivables                   | 1,271,005.14  |
|   |                            | Conservation and Recreation                       | 37,651.92                  | Surplus Dec. 31, 1969                      | 1,089,812.14  |
| <b>EXPENDITURES</b>                           | <b>TOTAL</b> 28,111,012.04 | Other Expenditures                                | 253,786.71                 | Total                                      | 3,731,044.41  |

0822  
Population 1960 12,453  
Population 1969 13,740  
  
Moody Rating  
Land Area 2.13 Sq. Miles

WOODBURY CITY  
Net Valuation Taxable 16,403,786  
State Equalized Value 62,994,569  
Net Valuation on Which County Taxes are apportioned: 59,793,236  
State Equalization Ratio .2604  
  
General Tax Rate Per \$100. 15.36  
  
State Equalized  
General Tax Rate: 3.99

PER CAPITA:  
Gross Debt 208.30  
Net Debt 44.18  
Debt Service 2.71  
Total Tax Levy 180.39  
Municipal Expenditures 79.73

PER CENT:  
Gross Debt 5.08  
Net Debt 1.08  
Tax Levy Collected 95.10  
Tax Levy Cancelled, Abated or Adjusted

| 1969 EXPENDITURES                             |                           | 1969 REVENUES  |                           | 1969 PROPERTY TAX                          |                   |
|---|---------------------------|--|---------------------------|--|-------------------|
| <b>GENERAL GOVERNMENT</b>                     |                           |  |                           | <b>STATE EQUALIZED TAX RATE</b>            |                   |
| Governing Body & Public Boards                | 10,700.00                 | 1969 — Property Taxes Collected                          | 2,357,868.69              | Local District School Taxes                | 2.47 1,556,451.00 |
| Municipal Clerk                               | 11,860.00                 | 1969 Payments in Lieu of Taxes                           |                           | Regional & Consolidated School Tax         |                   |
| Financial Administration                      | 14,158.00                 | Delinquent Tax & Lien Collections                        | 64,682.06                 | School Taxes in Municipal Budget           | .06 37,080.50     |
| Assessment of Taxes                           | 9,400.00                  | Business Personalty Replacement Taxes                    | 93,606.00                 | County Taxes                               | .57 359,195.87    |
| Collection of Taxes                           | 14,201.00                 | Taxes from Public Utilities                              | 187,486.93                | County Library Taxes                       |                   |
| Planning, Housing & Development               | 4,550.00                  | Other Miscellaneous Tax Revenues                         |                           | Local Municipal Purpose Taxes              | .79 498,262.46    |
| Human Resources                               |                           | State Aid Revenues                                       | 68,784.29                 | Veteran & Senior Citizen Taxes             | .11 67,940.00     |
| Elections                                     | 3,000.00                  | Federal Aid Revenues                                     |                           | Total Taxes for Rate Computation           | 4.00 2,518,929.83 |
| General Administration (other)                | 28,225.00                 | Sale of Acquired Property                                |                           | Special District Taxes                     |                   |
| <b>JUDICIARY</b>                              |                           | Other Miscellaneous Revenues                             | 73,623.82                 | Bank Stock Taxes                           | 14,504.04         |
| Municipal Courts                              | 16,505.00                 | 1969 Revenues  | 2,846,051.79              | Added and Omitted Taxes                    | 13,114.37         |
| <b>PUBLIC SAFETY</b>                          |                           | Prior Years Surplus Appropriated                         | 97,551.64                 | Total Taxes Levied - ABSTRACT              | 2,478,608.24      |
| Fire Protection                               | 71,285.00                 | <b>REVENUES</b>  | <b>TOTAL</b> 2,943,603.43 | <b>TOTAL TAXES BILLED</b>                  | 2,479,323.14      |
| Police Protection                             | 271,964.00                |  |                           | <b>1969 TAXES COLLECTED</b>                | 2,357,868.69      |
| Civil Defense & Disaster Control              | 2,900.00                  | <b>1969 REAL PROPERTY VALUATIONS</b>                     |                           | 1969 Taxes Cancelled, Abated or Adjusted   |                   |
| Environmental Inspection & Control            | 11,020.95                 | <b>Code Class # of Parcels %VAL'N ASSESSED VALUATION</b> |                           | Transfer to Tax Title Liens or Foreclosed  |                   |
| Other Public Safety                           |                           | 1 Vacant Land 295 2.08                                   | 319,300.00                | Balance Outstanding Dec. 31, 1969          | 121,454.45        |
| <b>PUBLIC WORKS</b>                           |                           | 2 Residential 2868 63.79                                 | 9,799,600.00              | <b>PRIOR YEARS TAXES OUTSTANDING</b>       |                   |
| Streets and Drainage                          | 137,078.09                | 3 Farm   |                           | Balance January 1, 1969                    | 67,189.91         |
| Sewers and Sewage Processing                  |                           | 4a Commercial 252 26.26                                  | 4,034,150.00              | Collected in 1969                          | 61,666.62         |
| Garbage and Trash Disposal                    | 101,950.00                | 4b Industrial 5 .97                                      | 148,500.00                | Cancelled, Abated or Adjusted (1969)       | 5,066.34          |
| Public Buildings and Grounds                  | 27,845.00                 | 4c Apartments 24 6.91                                    | 1,061,600.00              | Transfers to Tax Title Liens or Foreclosed |                   |
| Other Public Works                            |                           | Total 3444 100.01  | 15,363,150.00             | Balance December 31, 1969                  | 456.95            |
| <b>HEALTH and WELFARE</b>                     |                           | <b>CAPITAL DEBT AUTHORIZED, DECEMBER 31, 1969</b>        |                           | <b>TAX TITLE LIENS OUTSTANDING</b>         |                   |
| Health Services Except Environmental          | 6,854.00                  | <b>ISSUED AND UNISSUED</b>                               |                           | Balance January 1, 1969                    | 32,870.30         |
| Welfare-Public Assistance                     | 3,190.00                  | School   | 2,862,000                 | Transfers From Taxes                       |                   |
| Hospitals, Clinics, First Aid                 |                           | Self-liquidating   |                           | Redeemed in 1969                           | 3,015.44          |
| Animal, Insect, & Rodent Control              | 1,300.00                  | Other  |                           | Cancelled, Abated or Adjusted (1969)       |                   |
| Other Welfare Services                        |                           | Total  | 2,862,000                 | Transfers to Foreclosed Property           |                   |
| <b>RECREATION and CONSERVATION</b>            |                           | <b>ISSUED AND OUTSTANDING</b>                            |                           | Balance December 31, 1969                  | 29,854.86         |
| Beaches and Boardwalks                        |                           | School   | 1,187,000.00              | <b>PROPERTY ACQUIRED BY DEED OR</b>        |                   |
| Parks, Playgrounds, Shade Trees               | 33,450.00                 | Self-liquidating   |                           | <b>FORECLOSURE</b>                         |                   |
| Land Reclamation & Conservation               |                           | Other  |                           | Balance January 1, 1969                    | 8,005.00          |
| Other Recreational Services                   | 4,000.00                  | Total  | 1,187,000.00              | Transfers From Taxes or Liens              |                   |
| <b>EDUCATION (excluding schools)</b>          |                           | <b>EQUALIZED VALUATION BASIS</b>                         |                           | Sale for Cash (1969)                       |                   |
| Libraries                                     | 22,275.00                 | <b>FOR NET DEBT COMPUTATION</b>                          | 56,375,022.00             | Cancelled, Abated or Adjusted (1969)       |                   |
| Other Educational Services                    |                           | <b>1969 CAPITAL OUTLAY</b>                               | 46,527.06                 | Balance December 31, 1969                  | 8,005.00          |
| <b>STATUTORY EXPENDITURES</b>                 |                           | Beaches and Boardwalks                                   |                           | <b>CURRENT FINANCES DECEMBER 31, 1969</b>  |                   |
| Pensions & F.I.C.A.                           | 71,800.00                 | Parks and Playgrounds                                    | 108.42                    | <b>ASSETS</b>                              |                   |
| Employee Fringe Benefits                      | 20,600.00                 | Public Buildings and Grounds                             |                           | Cash Dec. 31, 1969                         | 539,100.95        |
| Other Statutory Expenditures                  |                           | Vehicular Equipment                                      | 19,980.00                 | Taxes Receivable                           | 121,911.40        |
| <b>MUNICIPAL FUNCTIONS</b>                    | <b>TOTAL</b> 900,111.04   | Streets, Roads, Sidewalks, Storm Sewers                  | 14,378.64                 | Tax Title Liens                            | 29,854.86         |
| <b>CAPITAL IMPROVEMENTS</b>                   | 33,000.00                 | Sewer System   |                           | Foreclosed Property                        | 8,005.00          |
| <b>DEBT SERVICE</b>                           |                           | Water Service  | 11,085.00                 | Emergencies & Other Deferred Charges       | 45,029.74         |
| Principal Payments                            | 30,000.00                 | Other Utilities  |                           | State Aid Receivable                       | 10,000.00         |
| Interest Payments                             | 7,180.50                  | Hospitals and Clinics                                    |                           | Other Receivables                          | 3,612.27          |
| <b>TYPE I SCHL DEBT *MEMO</b>                 | 37,080.50                 | Garbage and Trash Disposal Facilities                    |                           | Total                                      | 757,514.22        |
| <b>DEFERRED CHARGES</b>                       | 26,000.00                 | Health Equipment   |                           | <b>LIABILITIES</b>                         |                   |
| <b>SCHOOL, COUNTY, SPECIAL DISTRICT TAXES</b> | 1,952,727.37              | Library and Education Facilities                         |                           | Cash Liabilities                           | 132,027.03        |
| <b>RESERVE FOR UNCOLLECTED TAXES</b>          | 99,183.48                 | Conservation and Recreation                              |                           | Reserves for Receivables                   | 163,383.53        |
|   |                           | Other Expenditures                                       | 975.00                    | Surplus Dec. 31, 1969                      | 462,103.66        |
| <b>EXPENDITURES</b>                           | <b>TOTAL</b> 3,048,202.39 |  |                           | Total                                      | 757,514.22        |

0823  
Population 1960 1,723  
Population 1969 3,120  
  
Moody Rating  
Land Area 1.18 Sq. Miles

# WOODBURY HEIGHTS BORO - GLOUCESTER COUNTY

Net Valuation Taxable 5,942,489  
State Equalized Value 21,200,460  
Net Valuation on Which County Taxes are apportioned: 20,497,712  
State Equalization Ratio .2803  
  
General Tax Rate Per \$100. 9.28  
State Equalized General Tax Rate: 2.60

PER CAPITA:  
Gross Debt 316.62  
Net Debt 27.06  
Debt Service 14.99  
Total Tax Levy 174.38  
Municipal Expenditures 91.23

PER CENT:  
Gross Debt 5.27  
Net Debt .45  
Tax Levy Collected 97.29  
Tax Levy Cancelled, Abated or Adjusted

| 1969 EXPENDITURES                      |            | 1969 REVENUES                                   |  | 1969 PROPERTY TAX                          |            |
|--|------------|---|--|--|------------|
| <b>GENERAL GOVERNMENT</b>              |            | 1969 — Property Taxes Collected 529,321.52      |  | <b>STATE EQUALIZED TAX RATE</b>            |            |
| Governing Body & Public Boards         |            | 1969 Payments in Lieu of Taxes                  |  | Local District School Taxes .77            | 163,531.00 |
| Municipal Clerk                        |            | Delinquent Tax & Lien Collections 21,565.22     |  | Regional & Consolidated School Tax .58     | 122,006.07 |
| Financial Administration               | 11,800.00  | Business Personalty Replacement Taxes 21,666.00 |  | School Taxes in Municipal Budget           |            |
| Assessment of Taxes                    | 4,200.00   | Taxes from Public Utilities 49,356.72           |  | County Taxes .58                           | 122,716.54 |
| Collection of Taxes                    | 4,450.00   | Other Miscellaneous Tax Revenues                |  | County Library Taxes                       |            |
| Planning, Housing & Development        | 650.00     | State Aid Revenues 21,978.86                    |  | Local Municipal Purpose Taxes .59          | 124,791.45 |
| Human Resources                        |            | Federal Aid Revenues                            |  | Veteran & Senior Citizen Taxes .08         | 17,870.00  |
| Elections                              | 1,100.00   | Sale of Acquired Property                       |  | Total Taxes for Rate Computation 2.60      | 550,915.06 |
| General Administration (other)         | 16,275.00  | Other Miscellaneous Revenues                    |  | Special District Taxes                     |            |
| <b>JUDICIARY</b>                       |            | 1969 Revenues Total 667,622.87                  |  | Bank Stock Taxes                           | 1,533.24   |
| Municipal Courts                       | 2,630.00   | Prior Years Surplus Appropriated 53,203.93      |  | Added and Omitted Taxes                    | 9,475.94   |
| <b>PUBLIC SAFETY</b>                   |            | <b>REVENUES TOTAL 720,826.80</b>                |  | Total Taxes Levied - ABSTRACT              | 544,054.24 |
| Fire Protection                        | 9,000.00   |   |  | <b>TOTAL TAXES BILLED</b>                  | 544,054.24 |
| Police Protection                      | 16,124.00  |   |  | <b>1969 TAXES COLLECTED</b>                | 529,321.52 |
| Civil Defense & Disaster Control       | 750.00     |   |  | 1969 Taxes Cancelled, Abated or Adjusted   |            |
| Environmental Inspection & Control     | 1,035.00   |   |  | Transfer to Tax Title Liens or Foreclosed  |            |
| Other Public Safety                    |            |   |  | Balance Outstanding Dec. 31, 1969          | 14,732.72  |
| <b>PUBLIC WORKS</b>                    |            |   |  | <b>PRIOR YEARS TAXES OUTSTANDING</b>       |            |
| Streets and Drainage                   | 44,812.70  |   |  | Balance January 1, 1969                    | 29,279.03  |
| Sewers and Sewage Processing           |            |   |  | Collected in 1969                          | 21,551.59  |
| Garbage and Trash Disposal             | 17,177.60  |   |  | Cancelled, Abated or Adjusted (1969)       | 490.65     |
| Public Buildings and Grounds           | 5,223.30   |   |  | Transfers to Tax Title Liens or Foreclosed |            |
| Other Public Works                     |            |   |  | Balance December 31, 1969                  | 7,236.79   |
| <b>HEALTH and WELFARE</b>              |            |   |  | <b>TAX TITLE LIENS OUTSTANDING</b>         |            |
| Health Services Except Environmental   | 1,360.00   |   |  | Balance January 1, 1969                    | 3,061.45   |
| Welfare-Public Assistance              | 800.00     |   |  | Transfers From Taxes                       |            |
| Hospitals, Clinics, First Aid          |            |   |  | Redeemed in 1969                           | 13.63      |
| Animal, Insect, & Rodent Control       |            |   |  | Cancelled, Abated or Adjusted (1969)       |            |
| Other Welfare Services                 |            |   |  | Transfers to Foreclosed Property           |            |
| <b>RECREATION and CONSERVATION</b>     |            |   |  | Balance December 31, 1969                  | 3,047.82   |
| Beaches and Boardwalks                 |            |   |  | <b>PROPERTY ACQUIRED BY DEED OR</b>        |            |
| Parks, Playgrounds, Shade Trees        | 4,592.40   |   |  | <b>FORECLOSURE</b>                         |            |
| Land Reclamation & Conservation        |            |   |  | Balance January 1, 1969                    | 2,229.12   |
| Other Recreational Services            |            |   |  | Transfers From Taxes or Liens              |            |
| <b>EDUCATION (excluding schools)</b>   |            |   |  | Sale for Cash (1969)                       |            |
| Libraries                              |            |   |  | Cancelled, Abated or Adjusted (1969)       |            |
| Other Educational Services             |            |   |  | Balance December 31, 1969                  | 2,229.12   |
| <b>STATUTORY EXPENDITURES</b>          |            |   |  | <b>CURRENT FINANCES DECEMBER 31, 1969</b>  |            |
| Pensions & F.I.C.A.                    | 4,291.00   |   |  | <b>ASSETS</b>                              |            |
| Employee Fringe Benefits               |            |   |  | Cash Dec. 31, 1969                         | 125,498.36 |
| Other Statutory Expenditures           |            |   |  | Taxes Receivable                           | 21,969.51  |
| <b>MUNICIPAL FUNCTIONS</b>             |            |   |  | Tax Title Liens                            | 3,047.82   |
| <b>CAPITAL IMPROVEMENTS</b>            |            |   |  | Foreclosed Property                        | 2,229.12   |
| <b>DEBT SERVICE</b>                    |            |   |  | Emergencies & Other Deferred Charges       | 4,088.68   |
| Principal Payments                     | 45,000.00  |   |  | State Aid Receivable                       | 10,000.00  |
| Interest Payments                      | 1,760.00   |   |  | Other Receivables                          | 12,438.24  |
|  |            |   |  | Total                                      | 179,271.73 |
| <b>DEFERRED CHARGES</b>                |            |   |  | <b>LIABILITIES</b>                         |            |
| SCHOOL, COUNTY, SPECIAL DISTRICT TAXES | 20,981.67  |   |  | Cash Liabilities                           | 23,718.48  |
| RESERVE FOR UNCOLLECTED TAXES          | 408,253.61 |   |  | Reserves for Receivables                   | 39,684.69  |
|  | 44,095.67  |   |  | Surplus Dec. 31, 1969                      | 115,868.56 |
| <b>EXPENDITURES TOTAL</b>              | 692,901.95 |   |  | Total                                      | 179,271.73 |

0268  
Population 1960 2,742  
Population 1969 4,870  
Moody Rating  
Land Area 3.80 Sq. Miles

WOODCLIFF LAKE BORO - BERGEN COUNTY  
Net Valuation Taxable 50,520,625  
State Equalized Value 59,958,016 General Tax Rate Per \$100. 4.38  
Net Valuation on Which County Taxes  
are apportioned: 57,550,434 State Equalized  
State Equalization Ratio .8426 General Tax Rate: 3.69

PER CAPITA:  
Gross Debt 926.24  
Net Debt 423.00  
Debt Service 1.37  
Total Tax Levy 454.02  
Municipal Expenditures 129.01  
PER CENT:  
Gross Debt 8.35  
Net Debt 3.81  
Tax Levy Collected 96.86  
Tax Levy Cancelled, Abated  
or Adjusted 1.35

| 1969 EXPENDITURES                      |              | 1969 REVENUES                   |  | 1969 PROPERTY TAX                          |                   |
|--|--------------|---------------------------------|--|--|-------------------|
| GENERAL GOVERNMENT                     |              | 1969 — Property Taxes Collected |  | STATE EQUALIZED TAX RATE                   |                   |
| Governing Body & Public Boards         |              | 2,142,225.53                    |  | Local District School Taxes                | 1.70 1,018,391.00 |
| Municipal Clerk                        |              | 29,013.57                       |  | Regional & Consolidated School Tax         | 1.03 614,893.32   |
| Financial Administration               | 28,775.00    | 6,483.00                        |  | School Taxes in Municipal Budget           |                   |
| Assessment of Taxes                    | 6,350.00     | 96,926.65                       |  | County Taxes                               | .39 236,659.25    |
| Collection of Taxes                    | 5,260.00     | 22,266.24                       |  | County Library Taxes                       |                   |
| Planning, Housing & Development        | 2,650.00     | 64,814.90                       |  | Local Municipal Purpose Taxes              | .52 312,366.21    |
| Human Resources                        |              | 2,361,729.89                    |  | Veteran & Senior Citizen Taxes             | .05 29,900.00     |
| Elections                              | 642.00       | 110,000.00                      |  | Total Taxes for Rate Computation           | 3.69 2,212,209.78 |
| General Administration (other)         | 63,075.00    | 2,471,729.89                    |  | Special District Taxes                     |                   |
| JUDICIARY                              |              | 674.78                          |  | Bank Stock Taxes                           |                   |
| Municipal Courts                       | 2,500.00     | 28,104.64                       |  | Added and Omitted Taxes                    |                   |
| PUBLIC SAFETY                          |              | 2,211,089.20                    |  | Total Taxes Levied - ABSTRACT              | 2,211,089.20      |
| Fire Protection                        | 21,300.00    | 2,211,682.79                    |  | TOTAL TAXES BILLED                         | 2,211,682.79      |
| Police Protection                      | 164,695.00   | 2,142,225.53                    |  | 1969 TAXES COLLECTED                       | 2,142,225.53      |
| Civil Defense & Disaster Control       | 3,535.00     | 29,941.28                       |  | 1969 Taxes Cancelled, Abated or Adjusted   |                   |
| Environmental Inspection & Control     | 6,750.00     | 39,515.98                       |  | Transfer to Tax Title Liens or Foreclosed  |                   |
| Other Public Safety                    | 17,133.00    | 41,964.75                       |  | Balance Outstanding Dec. 31, 1969          |                   |
| PUBLIC WORKS                           |              | 29,013.57                       |  | PRIOR YEARS TAXES OUTSTANDING              |                   |
| Streets and Drainage                   | 89,295.00    | 5.22                            |  | Balance January 1, 1969                    |                   |
| Sewers and Sewage Processing           | 16,750.00    | 12,945.96                       |  | Collected in 1969                          |                   |
| Garbage and Trash Disposal             |              |                                 |  | Cancelled, Abated or Adjusted (1969)       |                   |
| Public Buildings and Grounds           | 15,195.00    |                                 |  | Transfers to Tax Title Liens or Foreclosed |                   |
| Other Public Works                     |              |                                 |  | Balance December 31, 1969                  |                   |
| HEALTH and WELFARE                     |              |                                 |  | TAX TITLE LIENS OUTSTANDING                |                   |
| Health Services Except Environmental   | 4,805.00     |                                 |  | Balance January 1, 1969                    |                   |
| Welfare-Public Assistance              | 1,325.00     |                                 |  | Transfers From Taxes                       |                   |
| Hospitals, Clinics, First Aid          |              |                                 |  | Redeemed in 1969                           |                   |
| Animal, Insect, & Rodent Control       |              |                                 |  | Cancelled, Abated or Adjusted (1969)       |                   |
| Other Welfare Services                 |              |                                 |  | Transfers to Foreclosed Property           |                   |
| RECREATION and CONSERVATION            |              |                                 |  | Balance December 31, 1969                  |                   |
| Beaches and Boardwalks                 | 1,000.00     |                                 |  | PROPERTY ACQUIRED BY DEED OR               |                   |
| Parks, Playgrounds, Shade Trees        |              |                                 |  | FORECLOSURE                                |                   |
| Land Reclamation & Conservation        | 25,780.00    |                                 |  | Balance January 1, 1969                    | 950.00            |
| Other Recreational Services            |              |                                 |  | Transfers From Taxes or Liens              |                   |
| EDUCATION (excluding schools)          |              |                                 |  | Sale for Cash (1969)                       |                   |
| Libraries                              |              |                                 |  | Cancelled, Abated or Adjusted (1969)       |                   |
| Other Educational Services             |              |                                 |  | Balance December 31, 1969                  | 950.00            |
| STATUTORY EXPENDITURES                 |              |                                 |  | CURRENT FINANCES DECEMBER 31, 1969         |                   |
| Pensions & F.I.C.A.                    | 23,989.00    |                                 |  | ASSETS                                     |                   |
| Employee Fringe Benefits               |              |                                 |  | Cash Dec. 31, 1969                         | 767,869.28        |
| Other Statutory Expenditures           |              |                                 |  | Taxes Receivable                           | 52,461.94         |
| MUNICIPAL FUNCTIONS                    |              |                                 |  | Tax Title Liens                            |                   |
| CAPITAL IMPROVEMENTS                   | 42,611.11    |                                 |  | Foreclosed Property                        | 950.00            |
| DEBT SERVICE                           |              |                                 |  | Emergencies & Other Deferred Charges       | 2,000.00          |
| Principal Payments                     | 5,000.00     |                                 |  | State Aid Receivable                       | 18,858.00         |
| Interest Payments                      | 1,657.50     |                                 |  | Other Receivables                          | 10,556.26         |
| DEFERRED CHARGES                       | 2,027.82     |                                 |  | Total                                      | 852,695.48        |
| SCHOOL, COUNTY, SPECIAL DISTRICT TAXES | 1,869,943.57 |                                 |  | LIABILITIES                                |                   |
| RESERVE FOR UNCOLLECTED TAXES          | 76,189.80    |                                 |  | Cash Liabilities                           | 672,343.93        |
| EXPENDITURES                           | 2,498,233.80 |                                 |  | Reserves for Receivables                   | 53,968.20         |
|  |              |                                 |  | Surplus Dec. 31, 1969                      | 126,383.35        |
|  |              |                                 |  | Total                                      | 852,695.48        |

0339  
Population 1960 1,904  
Population 1969 2,200  
  
Moody Rating  
Land Area 95.38 Sq. Miles

# WOODLAND TWP

Net Valuation Taxable 5,946,160  
State Equalized Value 7,022,747  
Net Valuation on Which County Taxes  
are apportioned: 6,057,946  
State Equalization Ratio .8467

# - BURLINGTON COUNTY

General Tax Rate Per \$100. 3.63  
  
State Equalized  
General Tax Rate: 3.07

# PER CAPITA:

Gross Debt 98.18  
Net Debt  
Debt Service  
Total Tax Levy 97.23  
Municipal Expenditures 50.51

# PER CENT:

Gross Debt 2.58  
Net Debt  
Tax Levy Collected 77.90  
Tax Levy Cancelled, Abated  
or Adjusted .04

| 1969 EXPENDITURES                      |                   | 1969 REVENUES                                     |                    | 1969 PROPERTY TAX                          |                 |
|--|-------------------|---|--------------------|--|-----------------|
| <b>GENERAL GOVERNMENT</b>              |                   | 1969 — Property Taxes Collected                   |                    | <b>STATE EQUALIZED TAX RATE</b>            |                 |
| Governing Body & Public Boards         |                   | 1969 Payments in Lieu of Taxes                    | 166,705.04         | Local District School Taxes                | 2.09 146,431.25 |
| Municipal Clerk                        |                   | Delinquent Tax & Lien Collections                 | 44,136.14          | Regional & Consolidated School Tax         |                 |
| Financial Administration               | 3,400.00          | Business Personalty Replacement Taxes             | 2,266.00           | School Taxes in Municipal Budget           |                 |
| Assessment of Taxes                    | 1,500.00          | Taxes from Public Utilities                       | 15,493.34          | County Taxes                               | .49 34,194.52   |
| Collection of Taxes                    | 2,675.00          | Other Miscellaneous Tax Revenues                  | 13,399.85          | County Library Taxes                       | .02 1,511.96    |
| Planning, Housing & Development        | 3,500.00          | State Aid Revenues                                |                    | Local Municipal Purpose Taxes              | .41 29,000.00   |
| Human Resources                        |                   | Federal Aid Revenues                              |                    | Veteran & Senior Citizen Taxes             | .06 4,400.00    |
| Elections                              |                   | Sale of Acquired Property                         |                    | Total Taxes for Rate Computation           | 3.07 215,537.73 |
| General Administration (other)         | 12,396.29         | Other Miscellaneous Revenues                      | 12,377.87          | Special District Taxes                     |                 |
| <b>JUDICIARY</b>                       |                   | 1969 Revenues                                     | 254,378.24         | Bank Stock Taxes                           |                 |
| Municipal Courts                       | 2,503.78          | Prior Years Surplus Appropriated                  | 17,000.00          | Added and Omitted Taxes                    | 2,765.99        |
| <b>PUBLIC SAFETY</b>                   |                   | <b>REVENUES</b>                                   | <b>TOTAL</b>       | Total Taxes Levied - ABSTRACT              | 213,903.72      |
| Fire Protection                        | 3,000.00          |   | 271,378.24         | <b>TOTAL TAXES BILLED</b>                  | 214,005.07      |
| Police Protection                      | 225.00            | <b>1969 REAL PROPERTY VALUATIONS</b>              |                    | 1969 Taxes Collected                       | 166,705.04      |
| Civil Defense & Disaster Control       | 300.00            | Code Class # of Parcels %VAL'N                    | ASSESSED VALUATION | 1969 Taxes Cancelled, Abated or Adjusted   | 90.75           |
| Environmental Inspection & Control     | 700.00            | 1 Vacant Land 451 42.75                           | 2,459,810.00       | Transfer to Tax Title Liens or Foreclosed  | 4,500.00        |
| Other Public Safety                    |                   | 2 Residential 246 37.91                           | 2,181,325.00       | Balance Outstanding Dec. 31, 1969          | 42,709.28       |
| <b>PUBLIC WORKS</b>                    |                   | 3 Farm 74 13.28                                   | 764,605.00         | <b>PRIOR YEARS TAXES OUTSTANDING</b>       |                 |
| Streets and Drainage                   | 11,991.98         | 4a Commercial 21 4.58                             | 263,800.00         | Balance January 1, 1969                    | 59,669.91       |
| Sewers and Sewage Processing           |                   | 4b Industrial 6 1.47                              | 84,800.00          | Collected in 1969                          | 43,569.25       |
| Garbage and Trash Disposal             | 1,450.00          | 4c Apartments                                     |                    | Cancelled, Abated or Adjusted (1969)       |                 |
| Public Buildings and Grounds           | 900.00            | Total 798 99.99                                   | 5,754,340.00       | Transfers to Tax Title Liens or Foreclosed | 500.00          |
| Other Public Works                     |                   | <b>CAPITAL DEBT AUTHORIZED, DECEMBER 31, 1969</b> |                    | Balance December 31, 1969                  | 15,600.66       |
| <b>HEALTH and WELFARE</b>              |                   | <b>ISSUED AND UNISSUED</b>                        |                    | <b>TAX TITLE LIENS OUTSTANDING</b>         |                 |
| Health Services Except Environmental   | 475.00            | School  | 216,000            | Balance January 1, 1969                    | 53,149.44       |
| Welfare-Public Assistance              | 5,000.00          | Self-liquidating                                  |                    | Transfers From Taxes                       | 5,000.00        |
| Hospitals, Clinics, First Aid          |                   | Other   |                    | Redeemed in 1969                           | 566.89          |
| Animal, Insect, & Rodent Control       | 500.00            | Total   | 216,000            | Cancelled, Abated or Adjusted (1969)       |                 |
| Other Welfare Services                 |                   | <b>ISSUED AND OUTSTANDING</b>                     |                    | Transfers to Foreclosed Property:          |                 |
| <b>RECREATION and CONSERVATION</b>     |                   | School  | 216,000.00         | Balance December 31, 1969                  | 57,582.55       |
| Beaches and Boardwalks                 |                   | Self-Liquidating                                  |                    | <b>PROPERTY ACQUIRED BY DEED OR</b>        |                 |
| Parks, Playgrounds, Shade Trees        |                   | Other   |                    | <b>FORECLOSURE</b>                         |                 |
| Land Reclamation & Conservation        |                   | Total   | 216,000.00         | Balance January 1, 1969                    | 14,000.00       |
| Other Recreational Services            |                   | <b>EQUALIZED VALUATION BASIS</b>                  |                    | Transfers From Taxes or Liens              |                 |
| <b>EDUCATION (excluding schools)</b>   |                   | <b>FOR NET DEBT COMPUTATION</b>                   |                    | Sale for Cash (1969)                       |                 |
| Libraries                              |                   | 8,385,590.67                                      |                    | Cancelled, Abated or Adjusted (1969)       |                 |
| Other Educational Services             |                   | <b>1969 CAPITAL OUTLAY</b>                        |                    | Balance December 31, 1969                  | 14,000.00       |
| <b>STATUTORY EXPENDITURES</b>          |                   | <b>TOTAL</b>                                      |                    | <b>CURRENT FINANCES DECEMBER 31, 1969</b>  |                 |
| Pensions & F.I.C.A.                    | 400.00            | 2,478.00  |                    | <b>ASSETS</b>                              |                 |
| Employee Fringe Benefits               | 1,000.00          | Beaches and Boardwalks                            |                    | Cash Dec. 31, 1969                         | 106,653.30      |
| Other Statutory Expenditures           |                   | Parks and Playgrounds                             |                    | Taxes Receivable                           | 58,309.94       |
| <b>MUNICIPAL FUNCTIONS</b>             |                   | Public Buildings and Grounds                      |                    | Tax Title Liens                            | 57,582.55       |
| <b>CAPITAL IMPROVEMENTS</b>            |                   | Vehicular Equipment                               |                    | Foreclosed Property                        | 14,000.00       |
| <b>DEBT SERVICE</b>                    |                   | Streets, Roads, Sidewalks, Storm Sewers           |                    | Emergencies & Other Deferred Charges       | 9,306.52        |
| Principal Payments                     |                   | Sewer System                                      |                    | State Aid Receivable                       | 53,080.00       |
| Interest Payments                      |                   | Water Service                                     |                    | Other Receivables                          | 565.52          |
| <b>DEFERRED CHARGES</b>                |                   | Other Utilities                                   |                    | Total                                      | 299,497.83      |
| SCHOOL, COUNTY, SPECIAL DISTRICT TAXES | 3,455.92          | Hospitals and Clinics                             |                    | <b>LIABILITIES</b>                         |                 |
| <b>RESERVE FOR UNCOLLECTED TAXES</b>   |                   | Garbage and Trash Disposal Facilities             |                    | Cash Liabilities                           | 110,541.99      |
|  | 182,137.73        | Health Equipment                                  |                    | Reserves for Receivables                   | 130,458.01      |
|  | 54,750.00         | Library and Education Facilities                  |                    | Surplus Dec. 31, 1969                      | 58,497.83       |
| <b>EXPENDITURES</b>                    |                   | Conservation and Recreation                       |                    | Total                                      | 299,497.83      |
| <b>TOTAL</b>                           | <b>293,260.70</b> | Other Expenditures                                |                    |  |                 |



0437  
Population 1960 3,128  
Population 1969 3,350  
Moody Rating  
Land Area .25 Sq. Miles

# WOODLYNNE BORO

Net Valuation Taxable 4,083,122  
State Equalized Value 9,471,403  
Net Valuation on Which County Taxes are apportioned: 9,378,540  
State Equalization Ratio .4311

# - CAMDEN COUNTY

General Tax Rate Per \$100. 10.14  
State Equalized General Tax Rate: 4.37

PER CAPITA:  
Gross Debt 32.15  
Net Debt 21.70  
Debt Service 2.04  
Total Tax Levy 117.28  
Municipal Expenditures 52.84

PER CENT:  
Gross Debt 1.10  
Net Debt .74  
Tax Levy Collected 94.74  
Tax Levy Cancelled, Abated or Adjusted .16

| 1969 EXPENDITURES                             |                   | 1969 REVENUES                                     |                     | 1969 PROPERTY TAX                          |                 |
|---|-------------------|---|---------------------|--|-----------------|
| <b>GENERAL GOVERNMENT</b>                     |                   |   |                     | <b>STATE EQUALIZED TAX RATE</b>            |                 |
| Governing Body & Public Boards                |                   | 1969 — Property Taxes Collected                   | 372,218.56          | Local District School Taxes                | 2.06 195,496.50 |
| Municipal Clerk                               |                   | 1969 Payments in Lieu of Taxes                    |                     | Regional & Consolidated School Tax         |                 |
| Financial Administration                      | 9,709.70          | Delinquent Tax & Lien Collections                 | 18,146.36           | School Taxes in Municipal Budget           |                 |
| Assessment of Taxes                           | 1,672.05          | Business Personalty Replacement Taxes             | 3,930.00            | County Taxes                               | .93 88,061.75   |
| Collection of Taxes                           | 2,096.65          | Taxes from Public Utilities                       | 20,694.92           | County Library Taxes                       | .02 1,939.38    |
| Planning, Housing & Development               |                   | Other Miscellaneous Tax Revenues                  |                     | Local Municipal Purpose Taxes              | 1.12 106,212.64 |
| Human Resources                               |                   | State Aid Revenues                                | 16,626.96           | Veteran & Senior Citizen Taxes             | .23 22,000.00   |
| Elections                                     | 1,344.76          | Federal Aid Revenues                              |                     | Total Taxes for Rate Computation           | 4.36 413,710.27 |
| General Administration (other)                | 8,239.12          | Sale of Acquired Property                         |                     | Special District Taxes                     |                 |
| <b>JUDICIARY</b>                              |                   | Other Miscellaneous Revenues                      | 8,302.09            | Bank Stock Taxes                           | 1,187.36        |
| Municipal Courts                              | 2,355.94          | 1969 Revenues                                     | 439,918.89          | Added and Omitted Taxes                    |                 |
| <b>PUBLIC SAFETY</b>                          |                   | Prior Years Surplus Appropriated                  | 24,000.00           | Total Taxes Levied - ABSTRACT              | 392,897.63      |
| Fire Protection                               | 4,750.96          | <b>REVENUES</b>                                   | <b>463,918.89</b>   | <b>TOTAL TAXES BILLED</b>                  | 392,897.63      |
| Police Protection                             | 41,225.04         |   |                     | 1969 TAXES COLLECTED                       | 372,218.56      |
| Civil Defense & Disaster Control              | 167.04            | 1969 REAL PROPERTY VALUATIONS                     |                     | 1969 Taxes Cancelled, Abated or Adjusted   | 630.00          |
| Environmental Inspection & Control            |                   | Code Class # of Parcels %VAL'N                    | ASSESSED VALUATION  | Transfer to Tax Title Liens or Foreclosed  |                 |
| Other Public Safety                           |                   | 1 Vacant Land 17 .96                              | 38,850.00           | Balance Outstanding Dec. 31, 1969          | 20,049.07       |
| <b>PUBLIC WORKS</b>                           |                   | 2 Residential 867 85.42                           | 3,464,050.00        | <b>PRIOR YEARS TAXES OUTSTANDING</b>       |                 |
| Streets and Drainage                          | 17,286.96         | 3 Farm  |                     | Balance January 1, 1969                    | 30,306.43       |
| Sewers and Sewage Processing                  | 12,842.52         | 4a Commercial 41 11.92                            | 483,300.00          | Collected in 1969                          | 18,146.36       |
| Garbage and Trash Disposal                    | 12,933.38         | 4b Industrial                                     |                     | Cancelled, Abated or Adjusted (1969)       |                 |
| Public Buildings and Grounds                  | 4,675.38          | 4c Apartments 9 1.71                              | 69,350.00           | Transfers to Tax Title Liens or Foreclosed |                 |
| Other Public Works                            |                   | Total 934 100.01                                  | 4,055,550.00        | Balance December 31, 1969                  | 12,160.07       |
| <b>HEALTH and WELFARE</b>                     |                   | <b>CAPITAL DEBT AUTHORIZED, DECEMBER 31, 1969</b> |                     | <b>TAX TITLE LIENS OUTSTANDING</b>         |                 |
| Health Services Except Environmental          | 535.81            | <b>ISSUED AND UNISSUED</b>                        |                     | Balance January 1, 1969                    |                 |
| Welfare-Public Assistance                     | 1,450.00          | School  | 35,000              | Transfers From Taxes                       |                 |
| Hospitals, Clinics, First Aid                 |                   | Self-liquidating                                  |                     | Redeemed in 1969                           |                 |
| Animal, Insect, & Rodent Control              |                   | Other   | 72,700              | Cancelled, Abated or Adjusted (1969)       |                 |
| Other Welfare Services                        |                   | Total   | 107,700             | Transfers to Foreclosed Property           |                 |
| <b>RECREATION and CONSERVATION</b>            |                   | <b>ISSUED AND OUTSTANDING</b>                     |                     | Balance December 31, 1969                  |                 |
| Beaches and Boardwalks                        |                   | School  | 35,000.00           | <b>PROPERTY ACQUIRED BY DEED OR</b>        |                 |
| Parks, Playgrounds, Shade Trees               | 3,538.24          | Self-Liquidating                                  |                     | <b>FORECLOSURE</b>                         |                 |
| Land Reclamation & Conservation               |                   | Other   | 70,200.00           | Balance January 1, 1969                    | 1,800.00        |
| Other Recreational Services                   | 272.87            | Total   | 105,200.00          | Transfers From Taxes or Liens              |                 |
| <b>EDUCATION (excluding schools)</b>          |                   |   |                     | Sale for Cash (1969)                       |                 |
| Libraries                                     | 1,143.28          | <b>EQUALIZED VALUATION BASIS</b>                  | <b>9,785,482.67</b> | Cancelled, Abated or Adjusted (1969)       |                 |
| Other Educational Services                    |                   | <b>FOR NET DEBT COMPUTATION</b>                   |                     | Balance December 31, 1969                  | 1,800.00        |
| <b>STATUTORY EXPENDITURES</b>                 |                   | 1969 CAPITAL OUTLAY                               | 23,835.19           | <b>CURRENT FINANCES DECEMBER 31, 1969</b>  |                 |
| Pensions & F.I.C.A.                           | 7,701.43          | Beaches and Boardwalks                            |                     | <b>ASSETS</b>                              |                 |
| Employee Fringe Benefits                      | 1,948.27          | Parks and Playgrounds                             |                     | Cash Dec. 31, 1969                         | 69,733.55       |
| Other Statutory Expenditures                  |                   | Public Buildings and Grounds                      |                     | Taxes Receivable                           | 32,209.14       |
| <b>MUNICIPAL FUNCTIONS</b>                    | <b>135,889.40</b> | Vehicular Equipment                               | 20,102.76           | Tax Title Liens                            |                 |
| <b>CAPITAL IMPROVEMENTS</b>                   | <b>3,732.43</b>   | Streets, Roads, Sidewalks, Storm Sewers           | 3,732.43            | Foreclosed Property                        | 1,800.00        |
| <b>DEBT SERVICE</b>                           |                   | Sewer System                                      |                     | Emergencies & Other Deferred Charges       | 3,749.89        |
| Principal Payments                            | 5,000.00          | Water Service                                     |                     | State Aid Receivable                       | 3,000.00        |
| Interest Payments                             | 1,850.00          | Other Utilities                                   |                     | Other Receivables                          | 5,604.78        |
|   |                   | Hospitals and Clinics                             |                     | Total                                      | 116,097.36      |
| <b>DEFERRED CHARGES</b>                       | <b>332.33</b>     | Garbage and Trash Disposal Facilities             |                     | <b>LIABILITIES</b>                         |                 |
| <b>SCHOOL, COUNTY, SPECIAL DISTRICT TAXES</b> | <b>285,497.63</b> | Health Equipment                                  |                     | Cash Liabilities                           | 20,070.23       |
| <b>RESERVE FOR UNCOLLECTED TAXES</b>          | <b>30,222.24</b>  | Library and Education Facilities                  |                     | Reserves for Receivables                   | 39,613.92       |
|   |                   | Conservation and Recreation                       |                     | Surplus Dec. 31, 1969                      | 56,413.21       |
| <b>EXPENDITURES</b>                           | <b>462,524.03</b> | Other Expenditures                                |                     | Total                                      | 116,097.36      |

0269  
Population 1960 7,964  
Population 1969 8,590  
  
Moody Rating  
Land Area 1.10 Sq. Miles

WOOD-RIDGE BORO - BERGEN COUNTY  
Net Valuation Taxable 95,696,287  
State Equalized Value 107,306,892  
Net Valuation on Which County Taxes are apportioned: 121,875,177  
State Equalization Ratio .8918  
General Tax Rate Per \$100. 1.99  
State Equalized General Tax Rate: 1.77

PER CAPITA:  
Gross Debt 89.52  
Net Debt 26.89  
Debt Service 5.37  
Total Tax Levy 215.80  
Municipal Expenditures 118.97

PER CENT:  
Gross Debt .73  
Net Debt .22  
Tax Levy Collected 97.45  
Tax Levy Cancelled, Abated or Adjusted

| 1969 EXPENDITURES                      |              | 1969 REVENUES                                     |  | 1969 PROPERTY TAX                          |  |
|--|--------------|---|--|--|--|
| GENERAL GOVERNMENT                     |              | 1969 — Property Taxes Collected                   |  | STATE EQUALIZED TAX RATE                   |  |
| Governing Body & Public Boards         |              | 1969 Payments in Lieu of Taxes                    |  | Local District School Taxes 1.01           |  |
| Municipal Clerk                        |              | Delinquent Tax & Lien Collections                 |  | Regional & Consolidated School Tax         |  |
| Financial Administration               | 30,260.00    | Business Personalty Replacement Taxes             |  | School Taxes in Municipal Budget           |  |
| Assessment of Taxes                    | 7,000.00     | Taxes from Public Utilities                       |  | County Taxes .40                           |  |
| Collection of Taxes                    | 12,935.00    | Other Miscellaneous Tax Revenues                  |  | County Library Taxes                       |  |
| Planning, Housing & Development        | 3,700.00     | State Aid Revenues                                |  | Local Municipal Purpose Taxes .30          |  |
| Human Resources                        |              | Federal Aid Revenues                              |  | Veteran & Senior Citizen Taxes .06         |  |
| Elections                              | 1,005.00     | Sale of Acquired Property                         |  | Total Taxes for Rate Computation 1.77      |  |
| General Administration (other)         | 42,100.00    | Other Miscellaneous Revenues                      |  | Special District Taxes                     |  |
| JUDICIARY                              |              | 1969 Revenues Total                               |  | Bank Stock Taxes                           |  |
| Municipal Courts                       | 4,700.00     | Prior Years Surplus Appropriated                  |  | Added and Omitted Taxes                    |  |
| PUBLIC SAFETY                          |              | REVENUES TOTAL                                    |  | Total Taxes Levied - ABSTRACT              |  |
| Fire Protection                        | 31,155.00    | 1969 REAL PROPERTY VALUATIONS                     |  | TOTAL TAXES BILLED                         |  |
| Police Protection                      | 216,870.00   | Code Class # of Parcels %VAL'N ASSESSED VALUATION |  | 1969 TAXES COLLECTED                       |  |
| Civil Defense & Disaster Control       | 685.00       | 1 Vacant Land 145 2.42                            |  | 1969 Taxes Cancelled, Abated or Adjusted   |  |
| Environmental Inspection & Control     |              | 2 Residential 2207 60.25                          |  | Transfer to Tax Title Liens or Foreclosed  |  |
| Other Public Safety                    |              | 3 Farm  |  | Balance Outstanding Dec. 31, 1969          |  |
| PUBLIC WORKS                           |              | 4a Commercial 69 4.52                             |  | PRIOR YEARS TAXES OUTSTANDING              |  |
| Streets and Drainage                   | 114,165.00   | 4b Industrial 14 31.25                            |  | Balance January 1, 1969                    |  |
| Sewers and Sewage Processing           | 41,056.38    | 4c Apartments 10 1.56                             |  | Collected in 1969                          |  |
| Garbage and Trash Disposal             | 50,000.00    | Total 2445 100.00                                 |  | Cancelled, Abated or Adjusted (1969)       |  |
| Public Buildings and Grounds           | 29,410.00    | CAPITAL DEBT AUTHORIZED, DECEMBER 31, 1969        |  | Transfers to Tax Title Liens or Foreclosed |  |
| Other Public Works                     |              | ISSUED AND UNISSUED GROSS DEBT NET DEBT           |  | Balance December 31, 1969                  |  |
| HEALTH AND WELFARE                     |              | School 538,000                                    |  | TAX TITLE LIENS OUTSTANDING                |  |
| Health Services Except Environmental   | 14,820.00    | Self-liquidating                                  |  | Balance January 1, 1969                    |  |
| Welfare-Public Assistance              | 1,500.00     | Other   |  | Transfers From Taxes                       |  |
| Hospitals, Clinics, First Aid          |              | Total 769,000 231,000                             |  | Redeemed in 1969                           |  |
| Animal, Insect, & Rodent Control       |              | ISSUED AND OUTSTANDING                            |  | Cancelled, Abated or Adjusted (1969)       |  |
| Other Welfare Services                 |              | School 538,000.00                                 |  | Transfers to Foreclosed Property           |  |
| RECREATION and CONSERVATION            |              | Self-Liquidating                                  |  | Balance December 31, 1969                  |  |
| Beaches and Boardwalks                 | 21,050.00    | Other   |  | PROPERTY ACQUIRED BY DEED OR               |  |
| Parks, Playgrounds, Shade Trees        |              | Total 769,000.00                                  |  | FORECLOSURE                                |  |
| Land Reclamation & Conservation        | 22,610.00    | EQUALIZED VALUATION BASIS                         |  | Balance January 1, 1969                    |  |
| Other Recreational Services            |              | FOR NET DEBT COMPUTATION                          |  | Transfers From Taxes or Liens              |  |
| EDUCATION (excluding schools)          |              | 1969 CAPITAL OUTLAY TOTAL                         |  | Sale for Cash (1969)                       |  |
| Libraries                              | 36,657.00    | Beaches and Boardwalks                            |  | Cancelled, Abated or Adjusted (1969)       |  |
| Other Educational Services             |              | Parks and Playgrounds                             |  | Balance December 31, 1969                  |  |
| STATUTORY EXPENDITURES                 |              | Public Buildings and Grounds                      |  | CURRENT FINANCES DECEMBER 31, 1969         |  |
| Pensions & F.I.C.A.                    | 62,783.62    | Vehicular Equipment                               |  | ASSETS                                     |  |
| Employee Fringe Benefits               | 17,000.00    | Streets, Roads, Sidewalks, Storm Sewers           |  | Cash Dec. 31, 1969                         |  |
| Other Statutory Expenditures           |              | Sewer System                                      |  | Taxes Receivable                           |  |
| MUNICIPAL FUNCTIONS                    |              | Water Service                                     |  | Tax Title Liens                            |  |
| CAPITAL IMPROVEMENTS                   | 80,000.00    | Other Utilities                                   |  | Foreclosed Property                        |  |
| DEBT SERVICE                           |              | Hospitals and Clinics                             |  | Emergencies & Other Deferred Charges       |  |
| Principal Payments                     | 37,000.00    | Garbage and Trash Disposal Facilities             |  | State Aid Receivable                       |  |
| Interest Payments                      | 9,126.25     | Health Equipment                                  |  | Other Receivables                          |  |
| DEFERRED CHARGES                       | 26,368.64    | Library and Education Facilities                  |  | Total                                      |  |
| SCHOOL, COUNTY, SPECIAL DISTRICT TAXES | 1,510,887.64 | Conservation and Recreation                       |  | LIABILITIES                                |  |
| RESERVE FOR UNCOLLECTED TAXES          | 108,028.91   | Other Expenditures                                |  | Cash Liabilities                           |  |
| EXPENDITURES                           |              |   |  | Reserves for Receivables                   |  |
| TOTAL                                  | 2,532,873.44 |   |  | Surplus Dec. 31, 1969                      |  |
|  |              |   |  | Total                                      |  |

1715  
Population 1960 2,942  
Population 1969 3,460  
  
Moody Rating  
Land Area 1.48 Sq. Miles

WOODSTOWN BORO - SALEM COUNTY  
Net Valuation Taxable 4,146,505  
State Equalized Value 14,205,224  
General Tax Rate Per \$100. 11.91  
Net Valuation on Which County Taxes  
are apportioned: 13,487,866  
State Equalized  
General Tax Rate: 3.47

PER CAPITA:  
Gross Debt 106.33  
Net Debt  
Debt Service  
Total Tax Levy 140.33  
Municipal Expenditures 60.10

PER CENT:  
Gross Debt 2.79  
Net Debt  
Tax Levy Collected 95.40  
Tax Levy Cancelled, Abated  
or Adjusted

| 1969 EXPENDITURES                                 |  | 1969 REVENUES                                   |  | 1969 PROPERTY TAX                          |            |
|---|--|---|--|--|------------|
| <b>GENERAL GOVERNMENT</b>                         |  | 1969 — Property Taxes Collected 463,187.09      |  | STATE EQUALIZED TAX RATE                   |            |
| Governing Body & Public Boards                    |  | 1969 Payments in Lieu of Taxes                  |  | Local District School Taxes                |            |
| Municipal Clerk                                   |  | Delinquent Tax & Lien Collections 16,824.30     |  | Regional & Consolidated School Tax 2.01    | 285,542.06 |
| Financial Administration                          |  | Business Personalty Replacement Taxes 11,758.00 |  | School Taxes in Municipal Budget           |            |
| Assessment of Taxes 2,600.00                      |  | Taxes from Public Utilities 29,336.73           |  | County Taxes .81                           | 114,397.56 |
| Collection of Taxes 4,400.00                      |  | Other Miscellaneous Tax Revenues                |  | County Library Taxes                       |            |
| Planning, Housing & Development                   |  | State Aid Revenues 26,941.49                    |  | Local Municipal Purpose Taxes .56          | 78,980.58  |
| Human Resources                                   |  | Federal Aid Revenues                            |  | Veteran & Senior Citizen Taxes .10         | 14,600.00  |
| Elections   |  | Sale of Acquired Property                       |  | Total Taxes for Rate Computation 3.48      | 493,520.20 |
| General Administration (other) 25,100.00          |  | Other Miscellaneous Revenues 23,494.86          |  | Special District Taxes                     |            |
| <b>JUDICIARY</b>                                  |  | 1969 Revenues Total 571,542.47                  |  | Bank Stock Taxes                           | 5,019.42   |
| Municipal Courts 3,470.00                         |  | Prior Years Surplus Appropriated 32,457.83      |  | Added and Omitted Taxes                    | 1,595.94   |
| <b>PUBLIC SAFETY</b>                              |  | REVENUES TOTAL 604,000.30                       |  | Total Taxes Levied - ABSTRACT              | 485,535.56 |
| Fire Protection 10,600.00                         |  |   |  | <b>TOTAL TAXES BILLED</b>                  | 485,535.56 |
| Police Protection 41,421.50                       |  |   |  | 1969 TAXES COLLECTED                       | 463,187.09 |
| Civil Defense & Disaster Control                  |  |   |  | 1969 Taxes Cancelled, Abated or Adjusted   |            |
| Environmental Inspection & Control 556.05         |  |   |  | Transfer to Tax Title Liens or Foreclosed  | 1,675.00   |
| Other Public Safety                               |  |   |  | Balance Outstanding Dec. 31, 1969          | 20,673.47  |
| <b>PUBLIC WORKS</b>                               |  |   |  | <b>PRIOR YEARS TAXES OUTSTANDING</b>       |            |
| Streets and Drainage 24,423.95                    |  |   |  | Balance January 1, 1969                    | 13,810.22  |
| Sewers and Sewage Processing                      |  |   |  | Collected in 1969                          | 13,512.47  |
| Garbage and Trash Disposal 16,850.00              |  |   |  | Cancelled, Abated or Adjusted (1969)       |            |
| Public Buildings and Grounds                      |  |   |  | Transfers to Tax Title Liens or Foreclosed |            |
| Other Public Works                                |  |   |  | Balance December 31, 1969                  | 297.75     |
| <b>HEALTH and WELFARE</b>                         |  |   |  | <b>TAX TITLE LIENS OUTSTANDING</b>         |            |
| Health Services Except Environmental 400.00       |  |   |  | Balance January 1, 1969                    | 7,859.61   |
| Welfare-Public Assistance 1,150.00                |  |   |  | Transfers From Taxes                       | 1,675.00   |
| Hospitals, Clinics, First Aid 400.00              |  |   |  | Redeemed in 1969                           | 3,311.83   |
| Animal, Insect, & Rodent Control                  |  |   |  | Cancelled, Abated or Adjusted (1969)       |            |
| Other Welfare Services                            |  |   |  | Transfers to Foreclosed Property:          |            |
| <b>RECREATION and CONSERVATION</b>                |  |   |  | Balance December 31, 1969                  | 6,222.78   |
| Beaches and Boardwalks                            |  |   |  | <b>PROPERTY ACQUIRED BY DEED OR</b>        |            |
| Parks, Playgrounds, Shade Trees                   |  |   |  | <b>FORECLOSURE</b>                         |            |
| Land Reclamation & Conservation                   |  |   |  | Balance January 1, 1969                    |            |
| Other Recreational Services 450.00                |  |   |  | Transfers From Taxes or Liens              |            |
| <b>EDUCATION (exclndg schools)</b>                |  |   |  | Sale for Cash (1969)                       |            |
| Libraries 1,000.00                                |  |   |  | Cancelled, Abated or Adjusted (1969)       |            |
| Other Educational Services                        |  |   |  | Balance December 31, 1969                  |            |
| <b>STATUTORY EXPENDITURES</b>                     |  |   |  | <b>CURRENT FINANCES DECEMBER 31, 1969</b>  |            |
| Pensions & F.I.C.A. 5,863.57                      |  |   |  | <b>ASSETS</b>                              |            |
| Employee Fringe Benefits 2,000.00                 |  |   |  | Cash Dec. 31, 1969                         | 189,896.83 |
| Other Statutory Expenditures                      |  |   |  | Taxes Receivable                           | 20,971.22  |
| <b>MUNICIPAL FUNCTIONS</b>                        |  |   |  | Tax Title Liens                            | 6,222.78   |
| <b>CAPITAL IMPROVEMENTS</b>                       |  |   |  | Foreclosed Property                        |            |
| <b>DEBT SERVICE</b>                               |  |   |  | Emergencies & Other Deferred Charge        | 1,121.50   |
| Principal Payments                                |  |   |  | State Aid Receivable                       | 24,573.95  |
| Interest Payments                                 |  |   |  | Other Receivables                          | 794.69     |
| <b>DEFERRED CHARGES</b>                           |  |   |  | Total                                      | 243,580.97 |
| SCHOOL, COUNTY, SPECIAL DISTRICT TAXES 399,939.62 |  |   |  | <b>LIABILITIES</b>                         |            |
| RESERVE FOR UNCOLLECTED TAXES 48,574.55           |  |   |  | Cash Liabilities                           | 11,901.14  |
| <b>EXPENDITURES</b>                               |  |   |  | Reserves for Receivables                   | 27,988.69  |
|   |  |   |  | Surplus Dec. 31, 1969                      | 203,691.14 |
|   |  |   |  | Total                                      | 243,580.97 |

0824  
Population 1960 1,235  
Population 1969 1,300  
  
Moody Rating  
Land Area 21.45 Sq. Miles

WOOLWICH TWP  
Net Valuation Taxable  
State Equalized Value  
Net Valuation on Which County Taxes  
are apportioned:  
State Equalization Ratio

- GLOUCESTER COUNTY  
2,777,469  
11,515,211  
General Tax Rate Per \$100. 11.30  
14,324,609  
State Equalized  
General Tax Rate: 2.72

PER CAPITA:  
Gross Debt 251.50  
Net Debt  
Debt Service  
Total Tax Levy 242.38  
Municipal Expenditures 95.72

PER CENT:  
Gross Debt 2.94  
Net Debt  
Tax Levy Collected 96.38  
Tax Levy Cancelled, Abated  
or Adjusted

| 1969 EXPENDITURES                      |           | 1969 REVENUES                              |  | 1969 PROPERTY TAX                          |            |
|--|-----------|--|--|--|------------|
| <b>GENERAL GOVERNMENT</b>              |           | 1969 — Property Taxes Collected            |  | STATE EQUALIZED TAX RATE                   |            |
| Governing Body & Public Boards         |           | 1969 Payments in Lieu of Taxes             |  | Local District School Taxes                | 107,109.03 |
| Municipal Clerk                        |           | Delinquent Tax & Lien Collections          |  | Regional & Consolidated School Tax         | 116,480.99 |
| Financial Administration               | 2,700.00  | Business Personality Replacement Taxes     |  | School Taxes in Municipal Budget           |            |
| Assessment of Taxes                    | 2,318.00  | Taxes from Public Utilities                |  | County Taxes                               | 86,076.24  |
| Collection of Taxes                    | 2,330.00  | Other Miscellaneous Tax Revenues           |  | County Library Taxes                       |            |
| Planning, Housing & Development        | 100.00    | State Aid Revenues                         |  | Local Municipal Purpose Taxes              |            |
| Human Resources                        |           | Federal Aid Revenues                       |  | Veteran & Senior Citizen Taxes             | 3,930.00   |
| Elections                              | 400.00    | Sale of Acquired Property                  |  | Total Taxes for Rate Computation           | 313,596.26 |
| General Administration (other)         | 9,999.90  | Other Miscellaneous Revenues               |  | Special District Taxes                     |            |
| <b>JUDICIARY</b>                       |           | 1969 Revenues                              |  | Bank Stock Taxes                           | 5,433.98   |
| Municipal Courts                       | 4,250.00  | Prior Years Surplus Appropriated           |  | Added and Omitted Taxes                    |            |
| <b>PUBLIC SAFETY</b>                   |           | REVENUES                                   |  | Total Taxes Levied - ABSTRACT              | 315,100.24 |
| Fire Protection                        | 5,000.00  | Total                                      |  | <b>TOTAL TAXES BILLED</b>                  | 315,100.24 |
| Police Protection                      | 16,000.00 | 1969 REAL PROPERTY VALUATIONS              |  | 1969 TAXES COLLECTED                       | 303,702.51 |
| Civil Defense & Disaster Control       |           | Code Class # of Parcels %VAL'N             |  | 1969 Taxes Cancelled, Abated or Adjusted   |            |
| Environmental Inspection & Control     | 450.00    | 1 Vacant Land 52 .73                       |  | Transfer to Tax Title Liens or Foreclosed  | 441.55     |
| Other Public Safety                    |           | 2 Residential 287 39.62                    |  | Balance Outstanding Dec. 31, 1969          | 10,956.18  |
| <b>PUBLIC WORKS</b>                    |           | 3 Farm 271 19.41                           |  | <b>PRIOR YEARS TAXES OUTSTANDING</b>       |            |
| Streets and Drainage                   | 22,700.00 | 4a Commercial 37 33.74                     |  | Balance January 1, 1969                    | 10,846.35  |
| Sewers and Sewage Processing           |           | 4b Industrial 2 6.50                       |  | Collected in 1969                          | 10,809.30  |
| Garbage and Trash Disposal             | 1,768.00  | 4c Apartments                              |  | Cancelled, Abated or Adjusted (1969)       |            |
| Public Buildings and Grounds           | 1,650.00  | Total                                      |  | Transfers to Tax Title Liens or Foreclosed | 9.92       |
| Other Public Works                     |           | CAPITAL DEBT AUTHORIZED, DECEMBER 31, 1969 |  | Balance December 31, 1969                  | 27.13      |
| <b>HEALTH and WELFARE</b>              |           | ISSUED AND UNISSUED                        |  | <b>TAX TITLE LIENS OUTSTANDING</b>         |            |
| Health Services Except Environmental   | 325.00    | School                                     |  | Balance January 1, 1969                    | 818.41     |
| Welfare-Public Assistance              | 2,200.00  | Self-liquidating                           |  | Transfers From Taxes                       | 461.62     |
| Hospitals, Clinics, First Aid          |           | Other                                      |  | Redeemed in 1969                           | 125.00     |
| Animal, Insect, & Rodent Control       | 900.00    | Total                                      |  | Cancelled, Abated or Adjusted (1969)       |            |
| Other Welfare Services                 |           | ISSUED AND OUTSTANDING                     |  | Transfers to Foreclosed Property           |            |
| <b>RECREATION and CONSERVATION</b>     |           | School                                     |  | Balance December 31, 1969                  | 1,155.03   |
| Beaches and Boardwalks                 |           | Self-Liquidating                           |  | <b>PROPERTY ACQUIRED BY DEED OR</b>        |            |
| Parks, Playgrounds, Shade Trees        |           | Other                                      |  | <b>FORECLOSURE</b>                         |            |
| Land Reclamation & Conservation        |           | Total                                      |  | Balance January 1, 1969                    |            |
| Other Recreational Services            |           | EQUALIZED VALUATION BASIS                  |  | Transfers From Taxes or Liens              |            |
| <b>EDUCATION (excluding schools)</b>   |           | FOR NET DEBT COMPUTATION                   |  | Sale for Cash (1969)                       |            |
| Libraries                              |           | 1969 CAPITAL OUTLAY                        |  | Cancelled, Abated or Adjusted (1969)       |            |
| Other Educational Services             |           | Beaches and Boardwalks                     |  | Balance December 31, 1969                  |            |
| <b>STATUTORY EXPENDITURES</b>          |           | Parks and Playgrounds                      |  | <b>CURRENT FINANCES DECEMBER 31, 1969</b>  |            |
| Pensions & F.I.C.A.                    | 2,250.00  | Public Buildings and Grounds               |  | <b>ASSETS</b>                              |            |
| Employee Fringe Benefits               |           | Vehicular Equipment                        |  | Cash Dec. 31, 1969                         | 118,773.13 |
| Other Statutory Expenditures           |           | Streets, Roads, Sidewalks, Storm Sewers    |  | Taxes Receivable                           | 10,983.31  |
| <b>MUNICIPAL FUNCTIONS</b>             |           | Sewer System                               |  | Tax Title Liens                            | 1,155.03   |
| <b>CAPITAL IMPROVEMENTS</b>            |           | Water Service                              |  | Foreclosed Property                        |            |
| <b>DEBT SERVICE</b>                    |           | Other Utilities                            |  | Emergencies & Other Deferred Charges       |            |
| Principal Payments                     |           | Hospitals and Clinics                      |  | State Aid Receivable                       | 16,277.00  |
| Interest Payments                      |           | Garbage and Trash Disposal Facilities      |  | Other Receivables                          | 311.87     |
| <b>DEFERRED CHARGES</b>                |           | Health Equipment                           |  | Total                                      | 147,500.34 |
| SCHOOL, COUNTY, SPECIAL DISTRICT TAXES | 10,000.00 | Library and Education Facilities           |  | <b>LIABILITIES</b>                         |            |
| RESERVE FOR UNCOLLECTED TAXES          | 23,600.00 | Conservation and Recreation                |  | Cash Liabilities                           | 27,433.09  |
|  |           | Other Expenditures                         |  | Reserves for Receivables                   | 12,450.21  |
| <b>EXPENDITURES</b>                    |           | TOTAL                                      |  | Surplus Dec. 31, 1969                      | 107,617.04 |
|  |           |  |  | Total                                      | 147,500.34 |

0340  
Population 1960 4,846  
Population 1969 5,560  
  
Moody Rating  
Land Area .60 Sq. Miles

WRIGHTSTOWN BORO - BURLINGTON COUNTY  
Net Valuation Taxable 6,519,390  
State Equalized Value 6,065,677 General Tax Rate Per \$100. 1.82  
Net Valuation on Which County Taxes  
are apportioned: 6,937,033 State Equalized  
State Equalization Ratio 1.0748 General Tax Rate: 1.95

PER CAPITA:  
Gross Debt  
Net Debt  
Debt Service  
Total Tax Levy 20.94  
Municipal Expenditures 21.56

PER CENT:  
Gross Debt  
Net Debt  
Tax Levy Collected 94.22  
Tax Levy Cancelled, Abated  
or Adjusted .14

| 1969 EXPENDITURES                      |            | 1969 REVENUES                              |                    | 1969 PROPERTY TAX                          |            |
|--|------------|--|--------------------|--|------------|
| GENERAL GOVERNMENT                     |            | 1969 — Property Taxes Collected 110,251.17 |                    | STATE EQUALIZED TAX RATE                   |            |
| Governing Body & Public Boards         |            | 1969 Payments in Lieu of Taxes             |                    | Local District School Taxes                |            |
| Municipal Clerk                        |            | Delinquent Tax & Lien Collections          | 6,726.03           | Regional & Consolidated School Tax .83     | 50,558.52  |
| Financial Administration               | 2,800.00   | Business Personalty Replacement Taxes      | 10,442.00          | School Taxes in Municipal Budget           |            |
| Assessment of Taxes                    | 9,000.00   | Taxes from Public Utilities                | 16,948.85          | County Taxes .66                           | 40,078.29  |
| Collection of Taxes                    | 1,250.00   | Other Miscellaneous Tax Revenues           |                    | County Library Taxes .03                   | 1,778.14   |
| Planning, Housing & Development        |            | State Aid Revenues                         | 29,841.05          | Local Municipal Purpose Taxes .39          | 23,545.26  |
| Human Resources                        |            | Federal Aid Revenues                       |                    | Veteran & Senior Citizen Taxes .03         | 2,060.00   |
| Elections                              |            | Sale of Acquired Property                  |                    | Total Taxes for Rate Computation 1.94      | 118,020.21 |
| General Administration (other)         | 9,950.00   | Other Miscellaneous Revenues               | 39,103.21          | Special District Taxes                     |            |
| JUDICIARY                              |            | 1969 Revenues Total                        | 213,312.31         | Bank Stock Taxes                           | 454.74     |
| Municipal Courts                       | 4,000.00   | Prior Years Surplus Appropriated           | 12,000.00          | Added and Omitted Taxes                    |            |
| PUBLIC SAFETY                          |            | REVENUES TOTAL                             | 225,312.31         | Total Taxes Levied - ABSTRACT              | 116,414.95 |
| Fire Protection                        | 4,000.00   |  |                    | TOTAL TAXES BILLED                         | 117,017.64 |
| Police Protection                      | 15,723.91  |  |                    | 1969 TAXES COLLECTED                       | 110,251.17 |
| Civil Defense & Disaster Control       | 50.00      | 1969 REAL PROPERTY VALUATIONS              |                    | 1969 Taxes Cancelled, Abated or Adjusted   | 163.80     |
| Environmental Inspection & Control     | 550.06     | Code Class # of Parcels %VAL'N             | ASSESSED VALUATION | Transfer to Tax Title Liens or Foreclosed  | 18.20      |
| Other Public Safety                    |            | 1 Vacant Land 26 1.72                      | 80,850.00          | Balance Outstanding Dec. 31, 1969          | 6,584.47   |
| PUBLIC WORKS                           |            | 2 Residential 73 20.77                     | 977,500.00         | PRIOR YEARS TAXES OUTSTANDING              |            |
| Streets and Drainage                   | 9,160.00   | 3 Farm 2 .36                               | 16,800.00          | Balance January 1, 1969                    | 10,159.80  |
| Sewers and Sewage Processing           | 17,500.00  | 4a Commercial 67 60.26                     | 2,836,800.00       | Collected in 1969                          | 6,427.39   |
| Garbage and Trash Disposal             | 10,200.00  | 4b Industrial 1 1.34                       | 63,000.00          | Cancelled, Abated or Adjusted (1969)       | 374.38     |
| Public Buildings and Grounds           | 2,850.00   | 4c Apartments 27 15.56                     | 732,350.00         | Transfers to Tax Title Liens or Foreclosed | 33.20      |
| Other Public Works                     |            | Total 196 100.01                           | 4,707,300.00       | Balance December 31, 1969                  | 3,324.83   |
| HEALTH and WELFARE                     |            | CAPITAL DEBT AUTHORIZED, DECEMBER 31, 1969 |                    | TAX TITLE LIENS OUTSTANDING                |            |
| Health Services Except Environmental   | 775.00     | ISSUED AND UNISSUED                        | GROSS DEBT         | Balance January 1, 1969                    | 298.64     |
| Welfare-Public Assistance              | 625.00     | School                                     | NET DEBT           | Transfers From Taxes                       | 86.14      |
| Hospitals, Clinics, First Aid          |            | Self-liquidating                           |                    | Redeemed in 1969                           | 298.64     |
| Animal, Insect, & Rodent Control       | 100.00     | Other                                      |                    | Cancelled, Abated or Adjusted (1969)       |            |
| Other Welfare Services                 |            | Total                                      |                    | Transfers to Foreclosed Property           |            |
| RECREATION and CONSERVATION            |            | ISSUED AND OUTSTANDING                     |                    | Balance December 31, 1969                  | 86.14      |
| Beaches and Boardwalks                 |            | School                                     |                    | PROPERTY ACQUIRED BY DEED OR               |            |
| Parks, Playgrounds, Shade Trees        |            | Self-Liquidating                           |                    | FORECLOSURE                                |            |
| Land Reclamation & Conservation        |            | Other                                      |                    | Balance January 1, 1969                    |            |
| Other Recreational Services            | 1,000.00   | Total                                      |                    | Transfers From Taxes or Liens              |            |
| EDUCATION (excluding schools)          |            | EQUALIZED VALUATION BASIS                  |                    | Sale for Cash (1969)                       |            |
| Libraries                              |            | FOR NET DEBT COMPUTATION                   | 4,309,445.33       | Cancelled, Abated or Adjusted (1969)       |            |
| Other Educational Services             |            | 1969 CAPITAL OUTLAY TOTAL                  | 12,525.00          | Balance December 31, 1969                  |            |
| STATUTORY EXPENDITURES                 |            | Beaches and Boardwalks                     |                    | CURRENT FINANCES DECEMBER 31, 1969         |            |
| Pensions & F.I.C.A.                    | 3,300.00   | Parks and Playgrounds                      |                    | ASSETS                                     |            |
| Employee Fringe Benefits               | 1,500.00   | Public Buildings and Grounds               | 975.00             | Cash Dec. 31, 1969                         | 112,085.31 |
| Other Statutory Expenditures           |            | Vehicular Equipment                        |                    | Taxes Receivable                           | 9,909.30   |
| MUNICIPAL FUNCTIONS                    | 94,333.97  | Streets, Roads, Sidewalks, Storm Sewers    | 10,000.00          | Tax Title Liens                            | 86.14      |
| CAPITAL IMPROVEMENTS                   | 12,525.00  | Sewer System                               |                    | Foreclosed Property                        |            |
| DEBT SERVICE                           |            | Water Service                              |                    | Emergencies & Other Deferred Charges       | 123.97     |
| Principal Payments                     |            | Other Utilities                            |                    | State Aid Receivable                       | 37,712.00  |
| Interest Payments                      |            | Hospitals and Clinics                      |                    | Other Receivables                          | 40.42      |
| DEFERRED CHARGES                       | 2,025.68   | Garbage and Trash Disposal Facilities      |                    | Total                                      | 159,957.14 |
| SCHOOL, COUNTY, SPECIAL DISTRICT TAXES | 92,414.95  | Health Equipment                           |                    | LIABILITIES                                |            |
| RESERVE FOR UNCOLLECTED TAXES          | 11,000.00  | Library and Education Facilities           |                    | Cash Liabilities                           | 68,882.29  |
| EXPENDITURES                           | 212,299.60 | Conservation and Recreation                |                    | Reserves for Receivables                   | 10,035.86  |
|  |            | Other Expenditures                         | 1,550.00           | Surplus Dec. 31, 1969                      | 81,038.99  |
|  |            |  |                    | Total                                      | 159,957.14 |

0270  
Population 1960 11,205  
Population 1969 15,160  
  
Moody Rating  
Land Area 7.51 Sq. Miles

WYCKOFF TWP - BERGEN COUNTY  
Net Valuation Taxable 162,197,438  
State Equalized Value 179,700,241  
Net Valuation on Which County Taxes  
are apportioned: 162,697,163  
State Equalization Ratio .9026  
General Tax Rate Per \$100. 3.28  
State Equalized  
General Tax Rate: 2.96

PER CAPITA:  
Gross Debt 563.09  
Net Debt 87.35  
Debt Service 5.57  
Total Tax Levy 348.73  
Municipal Expenditures 100.41

PER CENT:  
Gross Debt 5.34  
Net Debt .83  
Tax Levy Collected 97.14  
Tax Levy Cancelled, Abated  
or Adjusted .75

| 1969 EXPENDITURES                      |              | 1969 REVENUES                                     |                | 1969 PROPERTY TAX                          |                   |
|--|--------------|---|----------------|--|-------------------|
| GENERAL GOVERNMENT                     |              | 1969 — Property Taxes Collected                   |                | STATE EQUALIZED TAX RATE                   |                   |
| Governing Body & Public Boards         |              |   | 5,139,010.44   | Local District School Taxes                | 1.29 2,316,670.00 |
| Municipal Clerk                        |              | 1969 Payments in Lieu of Taxes                    |                | Regional & Consolidated School Tax         | .86 1,550,660.01  |
| Financial Administration               | 14,858.00    | Delinquent Tax & Lien Collections                 | 84,510.35      | School Taxes in Municipal Budget           |                   |
| Assessment of Taxes                    | 15,888.00    | Business Personalty Replacement Taxes             | 44,550.00      | County Taxes                               | .37 665,697.57    |
| Collection of Taxes                    | 14,493.00    | Taxes from Public Utilities                       | 172,797.06     | County Library Taxes                       |                   |
| Planning, Housing & Development        | 4,200.00     | Other Miscellaneous Tax Revenues                  |                | Local Municipal Purpose Taxes              | .38 682,179.94    |
| Human Resources                        |              | State Aid Revenues                                | 49,426.36      | Veteran & Senior Citizen Taxes             | .06 103,540.00    |
| Elections                              | 1,600.00     | Federal Aid Revenues                              |                | Total Taxes for Rate Computation           | 2.96 5,318,747.52 |
| General Administration (other)         | 95,135.22    | Sale of Acquired Property                         | 5,000.00       | Special District Taxes                     |                   |
| JUDICIARY                              |              | Other Miscellaneous Revenues                      | 185,518.81     | Bank Stock Taxes                           | 5,205.53          |
| Municipal Courts                       | 6,000.00     | 1969 Revenues                                     | 5,680,813.02   | Added and Omitted Taxes                    | 66,302.68         |
| PUBLIC SAFETY                          |              | Prior Years Surplus Appropriated                  | 380,000.00     | Total Taxes Levied - ABSTRACT              | 5,286,715.73      |
| Fire Protection                        | 45,600.00    | REVENUES  | 6,060,813.02   | TOTAL TAXES BILLED                         | 5,290,544.18      |
| Police Protection                      | 233,204.00   |   |                | 1969 TAXES COLLECTED                       | 5,139,010.44      |
| Civil Defense & Disaster Control       | 200.00       | 1969 REAL PROPERTY VALUATIONS                     |                | 1969 Taxes Cancelled, Abated or Adjusted   | 39,759.60         |
| Environmental Inspection & Control     | 8,762.00     | Code Class # of Parcels %VAL'N ASSESSED VALUATION |                | Transfer to Tax Title Liens or Foreclosed  | 508.40            |
| Other Public Safety                    |              | 1 Vacant Land 514 3.73                            | 5,998,700.00   | Balance Outstanding Dec. 31, 1969          | 111,265.74        |
| PUBLIC WORKS                           |              | 2 Residential 4161 88.36                          | 142,001,700.00 | PRIOR YEARS TAXES OUTSTANDING              |                   |
| Streets and Drainage                   | 168,920.00   | 3 Farm 29 .58                                     | 934,600.00     | Balance January 1, 1969                    | 84,765.36         |
| Sewers and Sewage Processing           |              | 4a Commercial 126 5.98                            | 9,602,800.00   | Collected in 1969                          | 84,510.35         |
| Garbage and Trash Disposal             |              | 4b Industrial 13 1.30                             | 2,085,250.00   | Cancelled, Abated or Adjusted (1969)       |                   |
| Public Buildings and Grounds           | 53,350.00    | 4c Apartments 2 .05                               | 80,450.00      | Transfers to Tax Title Liens or Foreclosed | 252.84            |
| Other Public Works                     |              | Total 4845 100.00                                 | 160,703,500.00 | Balance December 31, 1969                  | 2.17              |
| HEALTH and WELFARE                     |              | CAPITAL DEBT AUTHORIZED, DECEMBER 31, 1969        |                | TAX TITLE LIENS OUTSTANDING                |                   |
| Health Services Except Environmental   | 16,650.00    | ISSUED AND UNISSUED GROSS DEBT NET DEBT           |                | Balance January 1, 1969                    | 494.08            |
| Welfare-Public Assistance              | 460.00       | School  | 6,936,036      | Transfers From Taxes                       | 801.32            |
| Hospitals, Clinics, First Aid          |              | Self-liquidating                                  |                | Redeemed in 1969                           |                   |
| Animal, Insect, & Rodent Control       |              | Other   | 1,600,445      | Cancelled, Abated or Adjusted (1969)       |                   |
| Other Welfare Services                 |              | Total   | 8,536,481      | Transfers to Foreclosed Property           |                   |
| RECREATION and CONSERVATION            |              | ISSUED AND OUTSTANDING                            |                | Balance December 31, 1969                  | 1,295.40          |
| Beaches and Boardwalks                 |              | School  | 5,120,849.90   | PROPERTY ACQUIRED BY DEED OR               |                   |
| Parks, Playgrounds, Shade Trees        | 44,800.00    | Self-liquidating                                  |                | FORECLOSURE                                |                   |
| Land Reclamation & Conservation        |              | Other   | 1,600,445.01   | Balance January 1, 1969                    | 22,440.00         |
| Other Recreational Services            | 15,950.00    | Total   | 6,721,294.91   | Transfers From Taxes or Liens              |                   |
| EDUCATION (excluding schools)          |              | EQUALIZED VALUATION BASIS                         |                | Sale for Cash (1969)                       | 5,000.00          |
| Libraries                              |              | FOR NET DEBT COMPUTATION                          |                | Cancelled, Abated or Adjusted (1969)       |                   |
| Other Educational Services             | 51,256.00    | TOTAL   |                | Balance December 31, 1969                  | 17,440.00         |
| STATUTORY EXPENDITURES                 |              | 1969 CAPITAL OUTLAY                               |                | CURRENT FINANCES DECEMBER 31, 1969         |                   |
| Pensions & F.I.C.A.                    | 61,101.78    | Beaches and Boardwalks                            |                | ASSETS                                     |                   |
| Employee Fringe Benefits               |              | Parks and Playgrounds                             |                | Cash Dec. 31, 1969                         | 893,398.99        |
| Other Statutory Expenditures           |              | Public Buildings and Grounds                      |                | Taxes Receivable                           | 111,267.91        |
| MUNICIPAL FUNCTIONS                    |              | Vehicular Equipment                               |                | Tax Title Liens                            | 1,295.40          |
| CAPITAL IMPROVEMENTS                   | 166,100.00   | Streets, Roads, Sidewalks, Storm Sewers           |                | Foreclosed Property                        | 17,440.00         |
| DEBT SERVICE                           |              | Sewer System                                      |                | Emergencies & Other Deferred Charges       |                   |
| Principal Payments                     | 75,000.00    | Water Service                                     |                | State Aid Receivable                       |                   |
| Interest Payments                      | 9,500.00     | Other Utilities                                   |                | Other Receivables                          | 1,316.66          |
| DEFERRED CHARGES                       |              | Hospitals and Clinics                             |                | Total                                      | 1,024,718.96      |
| SCHOOL, COUNTY, SPECIAL DISTRICT TAXES | 4,533,027.58 | Garbage and Trash Disposal Facilities             |                | LIABILITIES                                |                   |
| RESERVE FOR UNCOLLECTED TAXES          | 419,140.43   | Health Equipment                                  |                | Cash Liabilities                           | 140,192.04        |
|  |              | Library and Education Facilities                  |                | Reserves for Receivables                   | 131,319.97        |
|  |              | Conservation and Recreation                       |                | Surplus Dec. 31, 1969                      | 753,206.95        |
| EXPENDITURES                           |              | Other Expenditures                                |                | Total                                      | 1,024,718.96      |
| TOTAL                                  | 6,055,196.01 |   |                |  |                   |

TABLE 15: STATE EQUALIZED PROPERTY TAX RATES

The state equalized property tax rates on the following pages are calculated by multiplying the general tax rate by the ratio of assessed to true value. Thus the table shows the tax rate that would be applied if the assessment level were 100 per cent. This permits ready comparison of the tax trends of New Jersey municipalities.

The general tax rate does not include taxes levied for special districts, nor does it include annual service fees paid to public authorities. Because of this, it alone is not a valid indicator on which to base comparisons of governmental service levels in the different municipalities. It is, however, valid as an indicator of the minimum magnitude of the tax bill which would be presented to a taxpayer.

## ATLANTIC COUNTY

|      |                    | <u>1960</u> | <u>1963</u> | <u>1964</u> | <u>1965</u> | <u>1966</u> | <u>1967</u> | <u>1968</u> | <u>1969</u> | <u>1970</u> |
|------|--------------------|-------------|-------------|-------------|-------------|-------------|-------------|-------------|-------------|-------------|
| 0101 | ABSECON CITY       | 1.95        | 2.13        | 2.29        | 2.75        | 2.51        | 2.97        | 3.19        | 3.43        | 4.00        |
| 0102 | ATLANTIC CITY      | 3.24        | 3.55        | 3.58        | 3.78        | 4.05        | 5.09        | 5.18        | 4.65        | 5.08        |
| 0103 | BRIGANTINE CITY    | 2.19        | 2.24        | 2.37        | 2.48        | 2.58        | 2.57        | 3.06        | 3.31        | 3.57        |
| 0104 | BUENA BORO         | 2.73        | 2.80        | 2.09        | 2.36        | 2.51        | 2.60        | 3.23        | 3.29        | 3.87        |
| 0105 | BUENA VISTA TWP    | 2.23        | 1.78        | 2.58        | 2.43        | 2.52        | 2.78        | 3.48        | 3.44        | 4.71        |
| 0106 | CORBIN CITY        | 2.49        | 2.16        | 3.81        | 2.47        | 3.25        | 3.81        | 3.51        | 3.12        | 3.41        |
| 0107 | EGG HARBOR CITY    | 4.16        | 4.01        | 4.47        | 5.25        | 4.41        | 4.42        | 5.46        | 5.71        | 6.29        |
| 0108 | EGG HARBOR TWP.    | 2.33        | 2.06        | 2.43        | 2.74        | 2.18        | 2.44        | 2.41        | 2.04        | 2.87        |
| 0109 | ESTELL MANOR CITY  | 2.01        | 1.43        | 2.24        | 4.03        | 2.14        | 1.50        | 2.61        | 2.82        | 3.12        |
| 0110 | FULSUM BORO        | 1.59        | 1.35        | 1.41        | 2.03        | 2.24        | 2.22        | 3.22        | 3.34        | 4.10        |
| 0111 | GALLOWAY TWP       | 2.57        | 2.35        | 2.70        | 3.12        | 2.86        | 2.99        | 3.41        | 3.65        | 4.16        |
| 0112 | HAMILTON TWP       | 1.76        | 2.60        | 2.54        | 3.10        | 2.94        | 2.83        | 3.18        | 3.42        | 3.82        |
| 0113 | HAMMONTON TOWN     | 1.89        | 2.25        | 2.37        | 2.90        | 3.38        | 3.53        | 3.78        | 3.74        | 4.06        |
| 0114 | LINWOOD CITY       | 2.47        | 2.88        | 2.91        | 2.86        | 2.62        | 3.07        | 3.34        | 3.58        | 4.10        |
| 0115 | LONGPORT BORO      | 2.05        | 2.30        | 2.44        | 2.49        | 2.39        | 2.32        | 2.29        | 2.24        | 2.24        |
| 0116 | MARGATE CITY       | 2.09        | 2.48        | 2.60        | 2.76        | 2.48        | 2.41        | 2.68        | 2.86        | 2.97        |
| 0117 | MULLICA TWP        | 2.00        | 2.50        | 2.64        | 2.65        | 2.54        | 2.79        | 3.63        | 3.45        | 3.60        |
| 0118 | NORTHFIELD CITY    | 2.47        | 2.50        | 2.64        | 2.74        | 2.45        | 2.70        | 2.95        | 3.43        | 4.04        |
| 0119 | PLEASANTVILLE CITY | 3.33        | 3.61        | 3.91        | 4.63        | 4.13        | 5.11        | 4.74        | 4.71        | 5.45        |
| 0120 | PORT REPUBLIC CITY | 1.83        | 2.40        | 2.44        | 2.12        | 2.95        | 2.69        | 2.64        | 2.92        | 2.81        |
| 0121 | SOMERS POINT CITY  | 2.15        | 2.46        | 2.56        | 2.53        | 2.43        | 3.05        | 3.39        | 3.26        | 3.54        |
| 0122 | VENTNOR CITY       | 2.96        | 3.03        | 3.23        | 3.24        | 3.41        | 3.51        | 3.38        | 3.55        | 3.65        |
| 0123 | WEYMOUTH TWP       | 2.62        | 3.21        | 2.30        | 3.14        | 2.69        | 3.18        | 3.47        | 3.25        | 3.48        |

## BERGEN COUNTY

|      |                      |      |      |      |      |      |      |      |      |      |
|------|----------------------|------|------|------|------|------|------|------|------|------|
| 0201 | ALLENDALE BORO       | 2.14 | 2.51 | 2.50 | 2.60 | 2.61 | 3.06 | 2.99 | 3.28 | 3.59 |
| 0202 | ALPINE BORO          | 1.20 | 1.45 | 1.72 | 1.69 | 1.58 | 1.82 | 1.71 | 1.65 | 2.02 |
| 0203 | BERGENFIELD BORO     | 2.25 | 2.63 | 2.71 | 2.68 | 2.78 | 2.97 | 3.22 | 3.47 | 3.78 |
| 0204 | BOGOTA BORO          | 2.21 | 2.35 | 2.61 | 2.30 | 2.23 | 2.44 | 3.04 | 3.06 | 3.42 |
| 0205 | CARLSTADT BORO       | 1.38 | 1.48 | 1.43 | 1.22 | 1.35 | 1.48 | 1.56 | 1.24 | 1.38 |
| 0206 | CLIFFSIDE PARK BORO  | 2.12 | 2.18 | 2.39 | 2.29 | 2.30 | 2.37 | 2.65 | 2.63 | 3.14 |
| 0207 | CLOSTER BORO         | 2.31 | 2.66 | 2.77 | 2.73 | 2.80 | 2.88 | 3.06 | 3.33 | 3.69 |
| 0208 | CRESSKILL BORO       | 2.21 | 2.59 | 2.80 | 2.73 | 2.64 | 2.71 | 2.85 | 2.75 | 2.92 |
| 0209 | DEMAREST BORO        | 2.31 | 2.76 | 2.69 | 2.56 | 2.55 | 2.62 | 2.81 | 3.07 | 3.58 |
| 0210 | DUMONT BORO          | 2.31 | 2.54 | 2.87 | 2.81 | 2.90 | 2.90 | 3.24 | 3.44 | 3.61 |
| 0211 | EAST PATERSON BORO   | 2.19 | 2.08 | 1.99 | 2.28 | 2.13 | 1.97 | 2.17 | 2.35 | 2.36 |
| 0212 | EAST RUTHERFORD BORO | 1.68 | 1.69 | 1.70 | 1.78 | 2.27 | 2.07 | 1.42 | 1.74 | 2.29 |
| 0213 | EDGEWATER BORO       | 3.85 | 3.03 | 2.08 | 2.19 | 2.65 | 2.16 | 1.91 | 2.11 | 2.22 |
| 0214 | EMERSON BORO         | 2.09 | 2.84 | 3.22 | 2.84 | 3.21 | 3.22 | 3.44 | 3.51 | 3.68 |
| 0215 | ENGLEWOOD CITY       | 2.39 | 2.40 | 2.73 | 2.65 | 2.72 | 2.77 | 3.12 | 3.49 | 3.94 |



|      |                       | <u>1960</u> | <u>1963</u> | <u>1964</u> | <u>1965</u> | <u>1966</u> | <u>1967</u> | <u>1968</u> | <u>1969</u> | <u>1970</u> |
|------|-----------------------|-------------|-------------|-------------|-------------|-------------|-------------|-------------|-------------|-------------|
| 0216 | ENGLEWOOD CLIFFS BORO | 1.27        | 1.56        | 1.64        | 1.65        | 1.69        | 1.44        | 1.69        | 1.64        | 1.85        |
| 0217 | FAIR LAWN BORO        | 2.44        | 2.63        | 2.74        | 2.58        | 2.59        | 2.53        | 2.71        | 2.96        | 3.11        |
| 0218 | FAIRVIEW BORO         | 2.07        | 1.91        | 1.91        | 1.80        | 1.79        | 1.82        | 2.00        | 2.01        | 2.22        |
| 0219 | FORT LEE BORO         | 1.63        | 1.65        | 1.98        | 1.83        | 1.47        | 1.71        | 1.86        | 1.96        | 2.27        |
| 0220 | FRANKLIN LAKES BORO   | 1.81        | 2.00        | 2.13        | 2.26        | 2.16        | 2.10        | 2.37        | 2.63        | 2.78        |
| 0221 | GARFIELD CITY         | 2.81        | 2.06        | 2.23        | 2.20        | 2.53        | 2.19        | 2.69        | 2.58        | 2.58        |
| 0222 | GLEN ROCK BORO        | 2.90        | 3.24        | 3.35        | 3.41        | 3.35        | 3.43        | 3.52        | 3.60        | 3.88        |
| 0223 | HACKENSACK CITY       | 2.14        | 2.34        | 2.48        | 2.33        | 2.34        | 2.36        | 2.62        | 2.74        | 3.05        |
| 0224 | HARRINGTON PARK BORO  | 2.13        | 2.49        | 2.54        | 2.64        | 2.57        | 2.65        | 3.05        | 3.13        | 3.69        |
| 0225 | HASBROUCK HEIGHTS BOR | 2.04        | 2.19        | 2.20        | 2.17        | 2.21        | 2.37        | 2.46        | 2.59        | 2.64        |
| 0226 | HAWORTH BORO          | 2.35        | 2.80        | 3.13        | 2.90        | 2.72        | 2.74        | 2.89        | 2.91        | 3.46        |
| 0227 | HILLSDALE BORO        | 2.26        | 2.90        | 2.98        | 2.80        | 2.83        | 2.96        | 3.47        | 3.70        | 4.04        |
| 0228 | HOMOKUS BORO          | 1.79        | 1.93        | 2.07        | 2.09        | 2.09        | 2.21        | 2.21        | 2.28        | 2.62        |
| 0229 | LEGNIA BORO           | 2.08        | 2.48        | 2.59        | 2.57        | 2.62        | 2.73        | 2.93        | 3.21        | 3.26        |
| 0230 | LITTLE FERRY BORO     | 2.18        | 2.01        | 2.12        | 1.87        | 1.95        | 1.86        | 2.36        | 2.66        | 2.90        |
| 0231 | LODI BORO             | 2.66        | 2.55        | 2.61        | 2.49        | 2.51        | 2.42        | 2.48        | 2.62        | 3.00        |
| 0232 | LYNDHURST TWP         | 1.90        | 1.96        | 1.91        | 1.97        | 1.91        | 2.00        | 2.09        | 2.26        | 2.56        |
| 0233 | MAHWAH TWP            | 1.82        | 1.85        | 1.97        | 2.20        | 1.99        | 1.75        | 2.34        | 2.48        | 2.70        |
| 0234 | MAYWOOD BORO          | 2.19        | 2.51        | 2.50        | 2.37        | 2.45        | 2.64        | 2.88        | 3.17        | 3.18        |
| 0235 | MIDLAND PARK BORO     | 2.40        | 2.63        | 2.91        | 2.71        | 2.78        | 2.87        | 3.16        | 3.25        | 4.25        |
| 0236 | MONTVALE BORO         | 2.23        | 2.67        | 2.90        | 2.32        | 2.40        | 2.84        | 3.12        | 3.09        | 3.07        |
| 0237 | MOONACHIE BORO        | 1.75        | 1.98        | 1.94        | 1.80        | 1.42        | 1.39        | 1.19        | 1.44        | 1.52        |
| 0238 | NEW MILFORD BORO      | 1.88        | 2.63        | 2.60        | 2.79        | 2.88        | 2.96        | 3.04        | 3.33        | 3.54        |
| 0239 | NORTH ARLINGTON BORO  | 2.09        | 1.89        | 2.00        | 1.82        | 1.94        | 2.03        | 2.20        | 2.65        | 2.75        |
| 0240 | NORTHVALE BORO        | 1.70        | 1.95        | 2.47        | 2.02        | 1.93        | 2.18        | 2.27        | 2.68        | 3.21        |
| 0241 | NORWOOD BORO          | 1.78        | 2.05        | 2.21        | 2.15        | 2.04        | 2.31        | 2.36        | 2.68        | 3.28        |
| 0242 | OAKLAND BORO          | 2.27        | 2.91        | 3.04        | 3.07        | 3.06        | 3.26        | 3.66        | 3.93        | 4.16        |
| 0243 | OLD TAPPAN BORO       | 1.99        | 2.41        | 2.43        | 2.40        | 2.35        | 2.40        | 2.54        | 2.96        | 3.19        |
| 0244 | ORADELL BORO          | 1.65        | 1.99        | 2.06        | 2.06        | 2.13        | 2.26        | 2.39        | 2.67        | 2.93        |
| 0245 | PALISADES PARK BORO   | 2.06        | 2.02        | 1.93        | 2.11        | 2.14        | 2.38        | 2.57        | 2.74        | 3.04        |
| 0246 | PARAMUS BORO          | 1.97        | 2.03        | 2.06        | 2.11        | 2.15        | 2.15        | 2.36        | 2.62        | 2.84        |
| 0247 | PARK RIDGE BORO       | 1.99        | 2.74        | 2.89        | 2.90        | 2.91        | 3.07        | 3.02        | 3.44        | 3.93        |
| 0248 | RAMSEY BORO           | 2.13        | 2.48        | 2.60        | 2.61        | 2.80        | 3.15        | 3.37        | 3.46        | 3.47        |
| 0249 | RIDGEFIELD BORO       | 1.42        | .74         | .72         | .63         | .60         | .69         | .72         | .81         | 1.04        |
| 0250 | RIDGEFIELD PARK TWP   | 2.17        | 2.59        | 2.70        | 2.68        | 2.80        | 3.00        | 3.39        | 3.49        | 3.86        |
| 0251 | RIDGEWOOD TWP         | 2.38        | 2.96        | 3.06        | 3.14        | 3.25        | 3.35        | 3.39        | 3.58        | 3.94        |
| 0252 | RIVER EDGE BORO       | 2.57        | 2.77        | 2.73        | 2.74        | 2.60        | 2.66        | 2.91        | 3.10        | 3.22        |
| 0253 | RIVER VALE TWP        | 2.18        | 2.73        | 3.00        | 2.81        | 2.66        | 2.96        | 3.18        | 3.68        | 4.03        |
| 0254 | ROCHELLE PARK TWP     | 1.72        | 2.18        | 2.45        | 2.19        | 2.08        | 2.08        | 2.08        | 2.21        | 2.45        |
| 0255 | ROCKLEIGH BORO        | .92         | .66         | .65         | .72         | .69         | .78         | .64         | .83         | .80         |

|                   |                      | 1960 | 1963 | 1964 | 1965 | 1966 | 1967 | 1968 | 1969 | 1970 |
|-------------------|----------------------|------|------|------|------|------|------|------|------|------|
| 0256              | RUTHERFORD BORO      | 2.15 | 2.17 | 2.40 | 2.38 | 2.28 | 2.54 | 2.70 | 2.82 | 2.95 |
| 0257              | SADDLE BROOK TWP     | 2.11 | 2.26 | 2.40 | 2.41 | 2.15 | 2.63 | 2.82 | 2.79 | 2.80 |
| 0258              | SADDLE RIVER BORO    | 1.26 | 1.42 | 1.31 | 1.48 | 1.58 | 1.65 | 1.51 | 1.60 | 1.81 |
| 0259              | SOUTH HACKENSACK TWP | 1.79 | 1.65 | 1.36 | 1.42 | 1.76 | 1.72 | 1.81 | 1.81 | 1.99 |
| 0260              | TEANECK TWP          | 2.30 | 2.60 | 2.65 | 2.63 | 2.68 | 2.90 | 3.11 | 3.40 | 3.66 |
| 0261              | TENAFLY BORO         | 2.06 | 2.45 | 2.60 | 2.58 | 2.50 | 2.54 | 2.72 | 2.90 | 3.19 |
| 0262              | TETERBORO BORO       | .81  | .80  | .66  | .30  | .44  | .48  | .60  | .68  | .72  |
| 0263              | UPPER SADDLE RIVER   | 1.51 | 1.96 | 2.11 | 2.33 | 2.56 | 2.63 | 2.82 | 3.17 | 3.39 |
| 0264              | WALDWICK BORO        | 2.35 | 2.75 | 3.03 | 2.97 | 3.02 | 3.29 | 3.40 | 3.70 | 4.53 |
| 0265              | WALLINGTON BORO      | 2.35 | 1.96 | 2.34 | 2.09 | 2.01 | 1.93 | 2.00 | 2.03 | 2.14 |
| 0266              | WASHINGTON TWP       | 2.34 | 2.17 | 2.39 | 2.50 | 2.49 | 2.58 | 2.85 | 2.94 | 3.20 |
| 0267              | WESTWOOD BORO        | 2.51 | 2.76 | 2.84 | 2.72 | 2.73 | 3.01 | 3.02 | 3.08 | 3.29 |
| 0268              | WOODCLIFF LAKE BORO  | 2.47 | 2.99 | 3.06 | 3.07 | 3.10 | 3.25 | 3.41 | 3.69 | 3.95 |
| 0269              | WOOD-RIDGE BORO      | 1.46 | 1.56 | 1.65 | 1.67 | 1.68 | 1.73 | 1.77 | 1.77 | 2.04 |
| 0270              | WYCKOFF TWP          | 2.03 | 2.47 | 2.56 | 2.62 | 2.53 | 2.69 | 2.90 | 2.96 | 3.04 |
| BURLINGTON COUNTY |                      |      |      |      |      |      |      |      |      |      |
| 0301              | BASS RIVER TWP       | 2.27 | 2.92 | 2.98 | 2.76 | 1.48 | 2.45 | 3.15 | 2.73 | 2.49 |
| 0302              | BEVERLY CITY         | 2.49 | 3.06 | 2.93 | 2.81 | 2.55 | 3.21 | 3.05 | 3.73 | 3.84 |
| 0303              | BORDENTOWN CITY      | 2.52 | 2.65 | 2.78 | 2.87 | 3.02 | 4.26 | 3.79 | 3.96 | 4.40 |
| 0304              | BORDENTOWN TWP       | 1.69 | 1.88 | 2.19 | 2.52 | 2.23 | 2.66 | 3.02 | 3.11 | 3.22 |
| 0305              | BURLINGTON CITY      | 1.26 | 1.56 | 1.62 | 1.56 | 1.55 | 1.58 | 1.55 | 1.92 | 2.42 |
| 0306              | BURLINGTON TWP       | 1.94 | 2.24 | 2.38 | 2.46 | 2.73 | 2.05 | 2.90 | 3.03 | 3.07 |
| 0307              | CHESTERFIELD TWP     | 2.44 | 1.74 | 2.03 | 1.74 | 2.18 | 2.85 | 3.23 | 2.84 | 3.19 |
| 0308              | CINNAMINSCN TWP      | 1.91 | 2.17 | 2.53 | 2.52 | 2.43 | 2.71 | 3.07 | 3.40 | 3.68 |
| 0309              | DELANCO TWP          | 2.51 | 3.40 | 3.30 | 3.43 | 2.91 | 2.81 | 3.94 | 3.21 | 3.22 |
| 0310              | DELRAN TWP           | 1.58 | 2.17 | 2.56 | 2.63 | 2.47 | 3.13 | 3.07 | 3.30 | 3.28 |
| 0311              | EASTAMPTON TWP       | 2.15 | 2.57 | 2.75 | 2.45 | 2.67 | 2.90 | 3.31 | 3.50 | 4.16 |
| 0312              | EDGEWATER PARK TWP   | 1.86 | 2.64 | 2.73 | 2.69 | 2.60 | 3.02 | 3.28 | 3.83 | 3.54 |
| 0313              | EVESHAM TWP          | 1.65 | 2.08 | 2.55 | 2.28 | 2.18 | 2.50 | 2.61 | 2.93 | 2.98 |
| 0314              | FIELDSBORO BORO      | 2.44 | 2.64 | 3.08 | 3.13 | 1.84 | 1.74 | 2.63 | 2.72 | 3.33 |
| 0315              | FLORENCE TWP         | 2.78 | 1.77 | 2.41 | 2.56 | 2.80 | 2.61 | 3.11 | 3.10 | 3.24 |
| 0316              | HAINESPORT TWP       | 2.75 | 2.72 | 2.51 | 2.99 | 2.72 | 2.91 | 3.68 | 3.79 | 4.47 |
| 0317              | LUMBERTON TWP        | 1.73 | 2.50 | 3.10 | 2.37 | 2.71 | 3.39 | 3.67 | 4.44 | 4.25 |
| 0318              | MANSFIELD TWP        | 1.53 | 1.66 | 1.98 | 1.77 | 1.85 | 2.00 | 2.00 | 2.49 | 2.75 |
| 0319              | MAPLE SHADE TWP      | 3.70 | 2.77 | 2.81 | 2.90 | 2.80 | 3.20 | 3.49 | 3.42 | 3.72 |
| 0320              | MEDFORD TWP          | 2.64 | 1.94 | 2.47 | 2.43 | 2.04 | 2.29 | 2.77 | 3.05 | 3.24 |
| 0321              | MEDFORD LAKES BORO   | 2.01 | 2.74 | 2.87 | 2.98 | 2.53 | 2.76 | 2.96 | 3.42 | 3.88 |
| 0322              | MUORESTOWN TWP       | 1.88 | 2.98 | 3.10 | 3.23 | 3.07 | 3.20 | 3.51 | 3.68 | 3.83 |
| 0323              | MOUNT HOLLY TWP      | 2.50 | 3.23 | 3.51 | 3.76 | 3.37 | 3.67 | 4.09 | 4.52 | 4.79 |
| 0324              | MOUNT LAUREL TWP     | 2.48 | 2.33 | 2.44 | 2.83 | 2.53 | 2.72 | 3.18 | 2.74 | 3.50 |
| 0325              | NEW MANOVER TWP      | .22  | .23  | .28  | .46  | .47  | .40  | .51  | .72  | 1.03 |

|               |                     | <u>1960</u> | <u>1963</u> | <u>1964</u> | <u>1965</u> | <u>1966</u> | <u>1967</u> | <u>1968</u> | <u>1969</u> | <u>1970</u> |
|---------------|---------------------|-------------|-------------|-------------|-------------|-------------|-------------|-------------|-------------|-------------|
| 0326          | NORTH HANOVER TWP   | 3.08        | 1.46        | 1.84        | 1.27        | 1.72        | 2.09        | 2.19        | 2.15        | 2.59        |
| 0327          | PALMYRA BORO        | 2.45        | 2.87        | 2.92        | 3.02        | 2.76        | 3.31        | 3.64        | 3.57        | 3.73        |
| 0328          | PEMBERTON BORO      | 1.86        | 3.06        | 3.06        | 3.44        | 3.12        | 3.04        | 3.16        | 3.30        | 3.85        |
| 0329          | PEMBERTON TWP       | 1.74        | 1.66        | 1.70        | 1.56        | 1.65        | 1.75        | 1.82        | 2.18        | 2.41        |
| 0330          | RIVERSIDE TWP       | 2.23        | 2.32        | 2.55        | 2.80        | 2.68        | 2.80        | 3.25        | 3.30        | 3.49        |
| 0331          | RIVERTON BORO       | 1.73        | 2.95        | 3.04        | 3.19        | 2.94        | 3.28        | 3.49        | 3.83        | 4.07        |
| 0332          | SHAMONG TWP         | 1.55        | 1.77        | 2.67        | 2.93        | 1.96        | 2.18        | 2.56        | 2.85        | 3.87        |
| 0333          | SOUTHAMPTON TWP     | 1.47        | 1.85        | 2.04        | 2.31        | 1.78        | 2.09        | 2.42        | 2.60        | 3.11        |
| 0334          | SPRINGFIELD TWP     | 1.55        | 1.91        | 2.20        | 1.24        | 1.98        | 2.14        | 2.27        | 2.32        | 3.03        |
| 0335          | TABERNACLE TWP      | 2.46        | 1.96        | 3.17        | 2.73        | 2.69        | 2.88        | 2.80        | 3.27        | 3.55        |
| 0336          | WASHINGTON TWP      | 2.10        | 1.22        | 1.63        | 1.84        | 1.67        | 1.66        | 1.70        | 1.89        | 2.68        |
| 0337          | WESTAMPTON TWP      | 2.64        | 2.14        | 2.40        | 3.08        | 1.98        | 2.91        | 3.82        | 4.21        | 3.81        |
| 0338          | WILLINGBORO TWP     | 2.85        | 2.88        | 2.97        | 3.58        | 2.98        | 3.55        | 4.46        | 4.41        | 4.26        |
| 0339          | WOODLAND TWP        | 1.87        | 3.17        | 2.80        | 2.22        | 1.47        | 2.61        | 1.93        | 3.07        | 2.19        |
| 0340          | WRIGHTSTOWN BORO    | 1.60        | 1.46        | 1.52        | 1.14        | 1.00        | 1.64        | 1.77        | 1.95        | 2.00        |
| CAMDEN COUNTY |                     |             |             |             |             |             |             |             |             |             |
| 0401          | AUDUBON BORO        | 2.68        | 2.54        | 2.68        | 2.61        | 2.58        | 2.86        | 3.28        | 3.35        | 3.79        |
| 0402          | AUDUBON PARK BORO   | 6.49        | 7.30        | 7.31        | 7.26        | 5.43        | 5.06        | 7.22        | 7.13        | 8.60        |
| 0403          | BARRINGTON BORO     | 2.45        | 2.27        | 2.70        | 3.11        | 2.80        | 2.07        | 3.59        | 3.26        | 3.72        |
| 0404          | BELLMAR BORO        | 2.41        | 2.70        | 2.92        | 2.88        | 2.55        | 2.75        | 3.86        | 3.70        | 3.97        |
| 0405          | BERLIN BORO         | 2.62        | 2.41        | 2.63        | 2.78        | 2.59        | 2.66        | 3.33        | 3.18        | 3.76        |
| 0406          | BERLIN TWP          | 3.03        | 2.54        | 2.99        | 3.16        | 2.74        | 2.91        | 3.32        | 4.30        | 5.19        |
| 0407          | BROOKLAWN BORO      | 2.38        | 2.33        | 2.77        | 2.90        | 2.34        | 2.73        | 2.94        | 3.04        | 3.19        |
| 0408          | CAMDEN CITY         | 4.01        | 3.98        | 4.48        | 4.79        | 4.48        | 4.65        | 5.44        | 5.81        | 6.92        |
| 0409          | CHERRY HILL TWP     | 2.21        | 2.66        | 2.94        | 2.93        | 2.83        | 2.89        | 3.51        | 3.66        | 4.47        |
| 0410          | CHESILHURST BORO    | 3.20        | 3.38        | 3.47        | 3.53        | 2.30        | 3.22        | 4.96        | 6.09        | 6.32        |
| 0411          | CLEMENTON BORO      | 2.20        | 3.10        | 3.21        | 3.40        | 3.61        | 3.60        | 3.73        | 4.77        | 5.07        |
| 0412          | COLLINGSWOOD BORO   | 2.18        | 2.27        | 2.62        | 3.35        | 3.08        | 3.16        | 3.67        | 3.68        | 4.16        |
| 0413          | GIBBSBORO BORO      | 2.44        | 2.89        | 3.13        | 3.57        | 2.84        | 3.18        | 3.75        | 3.87        | 4.31        |
| 0414          | GLOUCESTER CITY     | 2.67        | 3.33        | 3.53        | 3.77        | 3.84        | 3.63        | 3.56        | 3.65        | 3.70        |
| 0415          | GLOUCESTER TWP      | 2.57        | 2.69        | 2.84        | 3.07        | 2.82        | 2.93        | 3.81        | 3.97        | 4.15        |
| 0416          | HADDON TWP          | 2.32        | 2.75        | 3.09        | 3.35        | 3.37        | 3.37        | 3.75        | 3.93        | 4.19        |
| 0417          | HADDONFIELD BORO    | 2.22        | 2.59        | 2.72        | 2.86        | 2.97        | 3.11        | 3.52        | 3.42        | 3.94        |
| 0418          | HADDON HEIGHTS BORO | 2.39        | 2.86        | 2.93        | 3.02        | 3.04        | 3.20        | 3.46        | 3.56        | 3.91        |
| 0419          | HINELLA BORO        | 3.76        | 3.35        | 3.89        | 3.21        | 2.47        | 2.58        | 2.88        | 3.05        | 2.66        |
| 0420          | LAUREL SPRINGS BORO | 2.57        | 3.34        | 2.85        | 2.76        | 1.84        | 2.91        | 3.32        | 3.73        | 3.76        |
| 0421          | LAWN SIDE BORO      | 3.83        | 3.20        | 3.23        | 3.44        | 2.81        | 2.85        | 3.37        | 3.29        | 3.29        |
| 0422          | LINDENWOLD BORO     | 3.28        | 2.91        | 3.21        | 3.50        | 3.12        | 3.47        | 3.75        | 4.86        | 4.90        |
| 0423          | MAGNOLIA BORO       | 3.34        | 3.38        | 3.64        | 3.90        | 3.28        | 2.98        | 3.56        | 3.74        | 4.37        |
| 0424          | MERCHANTVILLE BORO  | 2.38        | 2.29        | 2.56        | 2.92        | 2.95        | 2.98        | 3.16        | 3.22        | 3.62        |
| 0425          | MOUNT EPHRAIM BORO  | 2.45        | 2.60        | 2.67        | 2.69        | 2.82        | 3.08        | 3.39        | 3.12        | 3.54        |

|                   |                     | <u>1960</u> | <u>1963</u> | <u>1964</u> | <u>1965</u> | <u>1966</u> | <u>1967</u> | <u>1968</u> | <u>1969</u> | <u>1970</u> |
|-------------------|---------------------|-------------|-------------|-------------|-------------|-------------|-------------|-------------|-------------|-------------|
| 0426              | DAKLYN BORO         | 2.57        | 3.14        | 2.99        | 2.99        | 3.06        | 3.13        | 3.43        | 3.62        | 3.71        |
| 0427              | PENNSAUKEN TWP      | 1.98        | 2.11        | 2.07        | 2.31        | 2.35        | 2.32        | 3.05        | 2.99        | 3.22        |
| 0428              | PINE HILL BORO      | 3.13        | 3.41        | 3.90        | 4.76        | 3.60        | 4.58        | 5.24        | 5.73        | 5.88        |
| 0429              | PINE VALLEY BORO    | 1.59        | 1.79        | 1.83        | 1.80        | 1.91        | 2.05        | 2.24        | 2.68        | 2.50        |
| 0430              | RUNNEMEDE BORO      |             |             |             |             |             |             | 2.76        | 3.16        | 3.43        |
| 0431              | SUMERDALE BORO      | 3.11        | 3.27        | 3.26        | 3.34        | 3.20        | 3.69        | 3.98        | 3.92        | 3.97        |
| 0432              | STRATFORD BORO      | 3.13        | 2.70        | 2.97        | 2.94        | 2.79        | 3.03        | 3.50        | 3.73        | 3.96        |
| 0433              | TAVISTOCK BORO      | 1.69        | 1.58        | 1.47        | 1.28        | 1.29        | 1.27        | 1.57        | 1.43        | 1.59        |
| 0434              | VOORHEES TWP        | 2.20        | 2.53        | 2.76        | 3.16        | 2.63        | 2.98        | 3.04        | 3.01        | 3.18        |
| 0435              | WATERFORD TWP       | 2.80        | 3.32        | 3.08        | 3.12        | 2.87        | 3.58        | 4.41        | 4.47        | 5.01        |
| 0436              | WINSLOW TWP         | 2.80        | 2.43        | 2.28        | 3.06        | 2.79        | 2.46        | 3.37        | 3.90        | 4.22        |
| 0437              | WOOLLYNE BORO       | 2.59        | 3.55        | 3.58        | 3.85        | 3.20        | 3.41        | 4.49        | 4.37        | 4.75        |
| CAPE MAY COUNTY   |                     |             |             |             |             |             |             |             |             |             |
| 0501              | AVALON BORO         | 1.79        | 1.72        | 1.94        | 1.86        | 1.84        | 1.77        | 2.02        | 2.06        | 2.39        |
| 0502              | CAPE MAY CITY       | 3.70        | 3.56        | 3.53        | 3.53        | 3.47        | 3.52        | 4.05        | 4.08        | 4.44        |
| 0503              | CAPE MAY PCINT BORO | 2.19        | 1.94        | 2.17        | 2.47        | 2.50        | 2.72        | 2.39        | 2.49        | 2.54        |
| 0504              | DENNIS TWP          | 1.74        | 2.22        | 2.67        | 2.49        | 1.83        | 2.06        | 2.10        | 1.93        | 2.32        |
| 0505              | LOWER TWP           | 1.80        | 1.66        | 1.83        | 2.15        | 2.13        | 2.20        | 2.57        | 2.64        | 2.93        |
| 0506              | MIDDLE TWP          | 2.05        | 2.20        | 2.36        | 2.34        | 2.17        | 2.27        | 2.71        | 3.09        | 3.46        |
| 0507              | NORTH WILDMOOD CITY | 2.17        | 2.17        | 2.18        | 2.17        | 2.27        | 2.16        | 2.35        | 2.15        | 2.63        |
| 0508              | OCEAN CITY          | 1.65        | 1.91        | 2.06        | 2.08        | 2.13        | 2.06        | 2.48        | 2.47        | 2.80        |
| 0509              | SEA ISLE CITY       | 1.88        | 2.22        | 2.12        | 2.12        | 2.24        | 2.33        | 2.50        | 2.35        | 2.87        |
| 0510              | STONE HARBOR BORO   | 1.43        | 1.51        | 1.53        | 1.56        | 1.53        | 1.40        | 1.38        | 1.36        | 1.44        |
| 0511              | UPPER TWP           | 1.49        | 1.37        | 1.00        | .92         | .71         | .81         | .83         | .81         | .84         |
| 0512              | WEST CAPE MAY BORO  | 3.26        | 3.65        | 3.94        | 3.79        | 3.81        | 3.90        | 4.53        | 4.12        | 4.49        |
| 0513              | WEST WILDMOOD BORO  | 2.11        | 2.38        | 2.63        | 2.60        | 2.62        | 2.65        | 2.55        | 2.50        | 2.90        |
| 0514              | WILDMOOD CITY       | 2.03        | 2.04        | 1.97        | 2.12        | 2.17        | 2.13        | 2.34        | 2.56        | 2.99        |
| 0515              | WILDMOOD CREST BORO | 1.63        | 1.98        | 1.96        | 1.98        | 2.05        | 2.11        | 2.40        | 2.20        | 2.38        |
| 0516              | WOODBINE BORO       | 2.83        | 3.29        | 4.77        | 3.70        | 3.88        | 4.02        | 4.59        | 5.51        | 5.32        |
| CUMBERLAND COUNTY |                     |             |             |             |             |             |             |             |             |             |
| 0601              | BRIDGETON CITY      | 2.52        | 3.28        | 3.49        | 3.80        | 3.46        | 3.54        | 3.88        | 4.36        | 4.93        |
| 0602              | COMMERCIAL TWP      | 2.62        | 3.75        | 3.24        | 3.90        | 2.84        | 3.10        | 3.14        | 4.29        | 4.66        |
| 0603              | DEERFIELD TWP       | 2.39        | 2.64        | 2.56        | 2.91        | 2.48        | 2.25        | 2.47        | 2.75        | 3.56        |
| 0604              | DOWNE TWP           | 2.46        | 3.23        | 2.55        | 3.07        | 3.14        | 2.96        | 3.05        | 3.51        | 3.95        |
| 0605              | FAIRFIELD TWP       | 1.66        | 2.17        | 2.55        | 3.03        | 1.80        | 2.23        | 2.67        | 2.85        | 3.68        |
| 0606              | GREENWICH TWP       | 1.98        | 3.10        | 3.05        | 3.24        | 2.62        | 3.00        | 3.67        | 3.13        | 4.29        |
| 0607              | HOPEWELL TWP        | 2.11        | 3.01        | 2.76        | 2.51        | 2.53        | 2.52        | 2.46        | 2.98        | 3.53        |
| 0608              | LAWRENCE TWP        | 2.47        | 2.83        | 3.25        | 3.62        | 2.40        | 2.96        | 3.06        | 4.02        | 4.65        |
| 0609              | MAURICE RIVER TWP   | 1.89        | 2.90        | 3.79        | 2.99        | 2.56        | 3.27        | 3.62        | 3.79        | 3.87        |
| 0610              | MILLVILLE CITY      | 2.30        | 2.96        | 3.01        | 3.28        | 2.97        | 3.26        | 3.66        | 4.21        | 4.86        |

|      |                     | <u>1960</u> | <u>1963</u> | <u>1964</u> | <u>1965</u> | <u>1966</u> | <u>1967</u> | <u>1968</u> | <u>1969</u> | <u>1970</u> |
|------|---------------------|-------------|-------------|-------------|-------------|-------------|-------------|-------------|-------------|-------------|
| 0611 | SHILOH BORO         | 2.47        | 3.22        | 3.42        | 3.34        | 2.66        | 2.72        | 3.08        | 3.23        | 3.55        |
| 0612 | STON CREEK TWP      | 2.46        | 2.98        | 3.18        | 3.01        | 2.83        | 2.28        | 2.79        | 3.04        | 3.64        |
| 0613 | UPPER DEERFIELD TWP | 2.08        | 2.57        | 2.61        | 2.72        | 2.24        | 2.56        | 2.70        | 2.99        | 3.34        |
| 0614 | VINELAND CITY       | 2.13        | 2.64        | 2.62        | 2.92        | 2.69        | 2.93        | 3.11        | 3.58        | 4.20        |

ESSEX COUNTY

|      |                  |      |      |      |      |      |      |      |      |      |
|------|------------------|------|------|------|------|------|------|------|------|------|
| 0701 | BELLEVILLE TOWN  | 3.08 | 2.93 | 3.04 | 3.21 | 3.23 | 3.54 | 4.04 | 4.22 | 4.68 |
| 0702 | BLOOMFIELD TOWN  | 2.93 | 3.16 | 3.53 | 3.56 | 3.54 | 3.63 | 3.87 | 4.16 | 4.40 |
| 0703 | CALDWELL BORO    | 3.24 | 3.38 | 3.57 | 3.72 | 3.64 | 3.84 | 4.25 | 4.44 | 4.99 |
| 0704 | CEDAR GROVE TWP  | 2.07 | 2.32 | 3.62 | 3.56 | 3.44 | 3.59 | 3.80 | 3.78 | 4.10 |
| 0705 | EAST ORANGE CITY | 2.81 | 3.90 | 4.22 | 4.35 | 4.46 | 4.96 | 5.69 | 5.86 | 6.61 |

|      |                 |      |      |      |      |      |      |      |      |      |
|------|-----------------|------|------|------|------|------|------|------|------|------|
| 0706 | ESSEX FELS BORO | 3.52 | 4.10 | 3.10 | 3.11 | 3.10 | 3.19 | 3.37 | 3.48 | 3.68 |
| 0707 | FAIRFIELD BORO  | 2.95 | 3.15 | 2.29 | 2.32 | 2.46 | 2.64 | 3.19 | 3.42 | 3.73 |
| 0708 | GLEN RIDGE BORO | 3.07 | 3.66 | 3.73 | 3.89 | 3.98 | 4.10 | 4.73 | 5.10 | 6.44 |
| 0709 | IRVINGTON TOWN  | 3.36 | 3.53 | 3.45 | 3.42 | 3.44 | 3.92 | 4.31 | 4.44 | 5.03 |
| 0710 | LIVINGSTON TWP  | 2.80 | 3.21 | 3.32 | 3.41 | 3.53 | 3.51 | 3.71 | 3.90 | 4.18 |

|      |                     |      |      |      |      |      |      |      |      |      |
|------|---------------------|------|------|------|------|------|------|------|------|------|
| 0711 | MAPLEWOOD TWP       | 2.90 | 3.28 | 3.54 | 3.53 | 3.53 | 3.77 | 4.04 | 4.40 | 4.99 |
| 0712 | MILLBURN TWP        | 2.06 | 2.50 | 2.49 | 2.52 | 2.50 | 2.56 | 2.84 | 2.99 | 3.32 |
| 0713 | MONTCLAIR TOWN      | 3.20 | 3.67 | 3.84 | 3.92 | 3.93 | 4.04 | 4.37 | 4.73 | 5.29 |
| 0714 | NEWARK CITY         | 4.89 | 5.09 | 5.63 | 5.64 | 5.09 | 6.55 | 6.73 | 6.72 | 6.84 |
| 0715 | NORTH CALDWELL BORO | 2.59 | 3.33 | 3.25 | 3.36 | 3.62 | 3.68 | 4.06 | 4.43 | 4.89 |

|      |                   |      |      |      |      |      |      |      |      |      |
|------|-------------------|------|------|------|------|------|------|------|------|------|
| 0716 | NUTLEY TOWN       | 2.65 | 2.62 | 2.66 | 2.88 | 2.82 | 3.02 | 3.41 | 3.45 | 3.86 |
| 0717 | ORANGE CITY       | 3.87 | 4.35 | 4.28 | 4.25 | 4.77 | 5.21 | 5.68 | 5.96 | 6.45 |
| 0718 | ROSELAND BORO     | 2.45 | 2.94 | 2.99 | 3.01 | 3.00 | 3.23 | 3.67 | 3.56 | 3.75 |
| 0719 | SOUTH ORANGE VILL | 2.94 | 3.29 | 3.36 | 3.48 | 3.53 | 3.70 | 4.05 | 4.37 | 4.98 |
| 0720 | VERONA BORO       | 2.71 | 3.16 | 3.30 | 3.28 | 3.28 | 3.52 | 4.18 | 3.95 | 4.35 |

|      |                    |      |      |      |      |      |      |      |      |      |
|------|--------------------|------|------|------|------|------|------|------|------|------|
| 0721 | WEST CALDWELL BORO | 2.97 | 3.26 | 3.31 | 3.45 | 3.45 | 3.57 | 3.87 | 4.06 | 4.45 |
| 0722 | WEST ORANGE TOWN   | 2.99 | 3.50 | 3.26 | 3.42 | 3.51 | 4.35 | 4.75 | 4.62 | 5.00 |

GLOUCESTER COUNTY

|      |                    |      |      |      |      |      |      |      |      |      |
|------|--------------------|------|------|------|------|------|------|------|------|------|
| 0801 | CLAYTON BORO       | 3.47 | 3.80 | 3.54 | 3.92 | 3.22 | 3.42 | 3.99 | 4.56 | 4.55 |
| 0802 | DEPTFORD TWP       | 2.06 | 2.68 | 3.22 | 2.99 | 2.77 | 2.91 | 3.30 | 3.89 | 3.95 |
| 0803 | EAST GREENWICH TWP | 2.05 | 1.68 | 2.91 | 2.26 | 1.91 | 2.33 | 2.14 | 2.59 | 3.25 |
| 0804 | ELK TWP            | 2.40 | 2.74 | 3.24 | 3.66 | 2.36 | 2.48 | 2.61 | 2.95 | 3.30 |
| 0805 | FRANKLIN TWP       | 2.58 | 3.26 | 3.47 | 3.08 | 2.65 | 3.20 | 3.72 | 3.95 | 5.07 |

|      |                |      |      |      |      |      |      |      |      |      |
|------|----------------|------|------|------|------|------|------|------|------|------|
| 0806 | GLASSBORO BORO | 1.97 | 3.08 | 3.31 | 3.70 | 3.31 | 3.44 | 3.89 | 4.34 | 4.84 |
| 0807 | GREENWICH TWP  | .83  | 1.77 | 1.61 | 1.40 | 1.24 | 1.71 | 1.99 | 2.60 | 2.15 |
| 0808 | HARRISON TWP   | 3.35 | 2.61 | 2.55 | 3.17 | 2.58 | 2.27 | 3.05 | 3.33 | 3.58 |
| 0809 | LOGAN TWP      | 1.87 | 2.34 | 2.08 | 1.70 | 1.98 | 1.89 | 2.09 | 1.78 | 2.37 |
| 0810 | MANTUA TWP     | 3.47 | 3.11 | 3.42 | 3.59 | 2.71 | 2.97 | 3.13 | 3.69 | 4.66 |

|      |                    |      |      |      |      |      |      |      |      |      |
|------|--------------------|------|------|------|------|------|------|------|------|------|
| 0811 | MONROE TWP.        | 2.28 | 2.74 | 3.16 | 3.02 | 2.48 | 2.98 | 3.34 | 3.16 | 3.44 |
| 0812 | NATIONAL PARK BORO | 2.21 | 3.59 | 3.18 | 3.25 | 3.42 | 3.69 | 4.22 | 4.27 | 4.29 |

|                  |                       | <u>1960</u> | <u>1963</u> | <u>1964</u> | <u>1965</u> | <u>1966</u> | <u>1967</u> | <u>1968</u> | <u>1969</u> | <u>1970</u> |
|------------------|-----------------------|-------------|-------------|-------------|-------------|-------------|-------------|-------------|-------------|-------------|
| 0813             | NEWFIELD BORO         | 2.32        | 2.95        | 2.88        | 2.96        | 2.87        | 3.16        | 4.36        | 3.78        | 4.15        |
| 0814             | PAULSBORG BORO        | 3.03        | 3.13        | 3.19        | 3.55        | 2.89        | 3.10        | 4.02        | 3.57        | 4.19        |
| 0815             | PITMAN BORO           | 2.57        | 3.02        | 3.20        | 3.09        | 2.87        | 3.46        | 3.37        | 3.55        | 4.10        |
| 0816             | SOUTH HARRISON TWP    | 1.91        | 2.07        | 2.84        | 2.78        | 2.45        | 3.52        | 2.81        | 2.89        | 3.61        |
| 0817             | SWEDES BORO BORO      | 1.96        | 2.63        | 2.96        | 3.22        | 2.83        | 3.73        | 4.58        | 4.04        | 4.54        |
| 0818             | WASHINGTON TWP        | 1.77        | 2.47        | 2.83        | 3.28        | 2.74        | 2.64        | 3.23        | 3.39        | 4.52        |
| 0819             | WENONAH BORO          | 2.20        | 2.73        | 3.48        | 3.17        | 2.90        | 2.99        | 3.24        | 3.34        | 3.75        |
| 0820             | WEST DEPTFORD TWP     | 1.68        | 1.44        | 1.79        | 2.53        | 2.23        | 2.52        | 2.96        | 2.40        | 3.68        |
| 0821             | WESTVILLE BORO        | 2.35        | 2.85        | 2.96        | 2.94        | 2.63        | 2.75        | 3.79        | 3.86        | 4.23        |
| 0822             | WOODBURY CITY         | 2.02        | 2.56        | 2.69        | 2.80        | 2.79        | 3.13        | 3.48        | 3.99        | 4.18        |
| 0823             | WOODBURY HEIGHTS BORO | 1.75        | 2.54        | 2.83        | 2.08        | 1.80        | 2.30        | 2.71        | 2.60        | 3.15        |
| 0824             | WOOLWICH TWP          | 1.43        | 1.47        | 2.01        | 2.28        | 1.50        | 1.78        | 2.38        | 2.72        | 2.88        |
| HUDSON COUNTY    |                       |             |             |             |             |             |             |             |             |             |
| 0901             | BAYONNE CITY          | 3.87        | 3.31        | 3.33        | 3.76        | 3.72        | 4.08        | 4.39        | 3.94        | 4.58        |
| 0902             | EAST NEWARK BORO      | 3.19        | 2.84        | 3.32        | 2.76        | 3.00        | 2.54        | 2.62        | 1.86        | 4.45        |
| 0903             | GUTTENBERG TOWN       | 4.11        | 3.53        | 3.43        | 3.39        | 3.25        | 3.24        | 3.32        | 3.31        | 3.85        |
| 0904             | HARRISON TOWN         | 2.76        | 3.86        | 3.26        | 2.13        | 2.12        | 2.14        | 2.79        | 2.77        | 2.83        |
| 0905             | HOBOKEN CITY          | 7.14        | 7.34        | 6.73        | 9.34        | 7.97        | 5.57        | 6.97        | 8.31        | 8.91        |
| 0906             | JERSEY CITY           | 5.52        | 5.17        | 4.92        | 4.64        | 4.80        | 5.17        | 6.16        | 5.90        | 7.50        |
| 0907             | KEARNY TOWN           | 2.99        | 1.98        | 1.86        | 2.24        | 1.88        | 2.39        | 2.77        | 2.62        | 3.06        |
| 0908             | NORTH BERGEN TWP      | 3.83        | 3.71        | 3.81        | 3.79        | 3.70        | 3.23        | 4.22        | 3.72        | 4.16        |
| 0909             | SECAUCUS TOWN         | 1.36        | 1.50        | 1.69        | 1.42        | 2.32        | 2.44        | 2.91        | 2.32        | 3.23        |
| 0910             | UNION CITY            | 6.43        | 6.38        | 6.12        | 5.81        | 5.22        | 5.67        | 5.97        | 6.46        | 7.45        |
| 0911             | WEEHAWKEN TWP         | 2.84        | 3.08        | 2.89        | 3.46        | 3.29        | 3.16        | 4.63        | 4.11        | 4.00        |
| 0912             | WEST NEW YORK TOWN    | 5.28        | 4.70        | 4.80        | 4.97        | 5.04        | 4.80        | 5.40        | 6.03        | 6.92        |
| HUNTERDON COUNTY |                       |             |             |             |             |             |             |             |             |             |
| 1001             | ALEXANDRIA TWP        | 2.34        | 2.28        | 2.05        | 2.40        | 2.64        | 3.04        | 3.04        | 3.14        | 3.38        |
| 1002             | BETHLEHEM TWP         | 1.55        | 1.85        | 2.18        | 2.19        | 1.99        | 2.40        | 2.65        | 2.49        | 3.32        |
| 1003             | BLOOMSBURY BORO       | 2.47        | 2.47        | 2.14        | 2.53        | 2.19        | 2.58        | 3.40        | 3.11        | 3.59        |
| 1004             | CALIFON BORO          | 2.05        | 2.60        | 2.38        | 2.82        | 4.60        | 2.00        | 2.60        | 3.23        | 3.91        |
| 1005             | CLINTON TOWN          | 2.37        | 2.65        | 2.46        | 2.61        | 6.22        | 2.75        | 2.27        | 3.42        | 3.74        |
| 1006             | CLINTON TWP.          | 2.04        | 1.85        | 2.02        | 2.28        | 2.62        | 2.49        | 2.96        | 3.59        | 3.80        |
| 1007             | DELAWARE TWP          | 1.43        | 1.82        | 1.82        | 1.31        | 3.58        | 2.32        | 2.68        | 3.05        | 3.40        |
| 1008             | EAST AMWELL TWP       | 1.63        | 2.04        | 1.93        | 1.99        | 8.56        | 2.43        | 2.45        | 2.69        | 2.80        |
| 1009             | FLEMINGTON BORO       | 2.00        | 2.46        | 2.51        | 2.75        | 3.87        | 2.70        | 3.15        | 3.53        | 3.75        |
| 1010             | FRANKLIN TWP          | 1.93        | 2.09        | 1.87        | 2.04        | 7.94        | 2.23        | 2.75        | 2.55        | 3.22        |
| 1011             | FRENCHTOWN BORO       | 2.71        | 2.53        | 2.84        | 3.75        | 3.68        | 3.39        | 3.28        | 3.91        | 4.73        |
| 1012             | GLEN GARDNER BORO     | 2.52        | 2.61        | 2.66        | 2.58        | 4.19        | 2.30        | 2.86        | 3.15        | 3.69        |
| 1013             | HAMPTON BORO          | 2.24        | 2.96        | 2.65        | 2.65        | 3.39        | 3.14        | 4.31        | 3.90        | 4.77        |
| 1014             | HIGH BRIDGE BORO      | 2.27        | 2.65        | 2.65        | 2.95        | 5.06        | 3.28        | 3.65        | 3.93        | 4.37        |

|                  |                    | <u>1960</u> | <u>1963</u> | <u>1964</u> | <u>1965</u> | <u>1966</u> | <u>1967</u> | <u>1968</u> | <u>1969</u> | <u>1970</u> |
|------------------|--------------------|-------------|-------------|-------------|-------------|-------------|-------------|-------------|-------------|-------------|
| 1015             | HOLLAND TWP        | .31         | .68         | .77         | .68         | .83         | 1.07        | 1.44        | 1.43        | 1.63        |
| 1016             | KINGWOOD TWP       | 2.11        | 2.02        | 2.27        | 2.04        | 3.48        | 2.18        | 2.53        | 2.78        | 3.31        |
| 1017             | LAMBERTVILLE CITY  | 4.19        | 3.71        | 3.49        | 3.85        | 6.44        | 3.78        | 4.15        | 4.38        | 4.87        |
| 1018             | LEBANGN BORO.      | 1.57        | 2.34        | 2.32        | 2.25        | 4.28        | 2.39        | 2.67        | 3.35        | 3.66        |
| 1019             | LEBANGN TWP.       | 1.75        | 2.09        | 2.07        | 2.07        | 6.94        | 1.97        | 2.57        | 2.71        | 3.21        |
| 1020             | MILFORD BORO       | 1.62        | 1.82        | 1.32        | 1.60        | 3.33        | 2.34        | 2.99        | 2.77        | 3.15        |
| 1021             | KARITAN TWP        | 1.51        | 1.87        | 1.93        | 1.79        | 3.16        | 2.26        | 2.69        | 2.98        | 3.53        |
| 1022             | READINGTON TWP     | 2.01        | 2.60        | 2.04        | 2.57        | 3.17        | 2.80        | 3.11        | 3.34        | 3.71        |
| 1023             | STOCKTON BORO      | 2.28        | 2.27        | 3.44        | 2.37        | 3.63        | 2.48        | 2.97        | 2.96        | 3.24        |
| 1024             | TEWKSBURY TWP      | 1.80        | 2.06        | 1.74        | 1.94        | 7.59        | 2.02        | 2.39        | 2.64        | 3.08        |
| 1025             | UNION TWP          | 1.81        | 2.58        | 1.78        | 1.74        | 3.99        | 2.54        | 2.61        | 2.79        | 3.20        |
| 1026             | WEST AMWELL TWP    | 1.61        | 1.83        | 1.62        | 1.51        | 1.88        | 2.44        | 2.69        | 2.30        | 2.66        |
| MERCER COUNTY    |                    |             |             |             |             |             |             |             |             |             |
| 1101             | EAST WINDSOR TWP   | 1.61        | 2.08        | 2.60        | 2.87        | 2.91        | 3.09        | 4.39        | 3.33        | 4.27        |
| 1102             | EWING TWP          | 2.05        | 2.22        | 2.42        | 2.34        | 2.60        | 2.68        | 3.04        | 3.25        | 3.48        |
| 1103             | HAMILTON TWP       | 2.52        | 2.27        | 2.53        | 2.60        | 2.47        | 2.69        | 3.04        | 3.09        | 3.33        |
| 1104             | HIGHTSTOWN BORO    | 2.66        | 2.67        | 2.89        | 3.34        | 3.79        | 3.83        | 3.90        | 4.53        | 4.72        |
| 1105             | HOPEWELL BORO      | 2.25        | 2.49        | 2.62        | 2.86        | 3.15        | 3.17        | 3.31        | 3.52        | 4.08        |
| 1106             | HOPEWELL TWP       | 2.20        | 2.81        | 2.91        | 2.79        | 2.59        | 2.58        | 2.84        | 2.90        | 3.02        |
| 1107             | LAWRENCE TWP       | 1.97        | 2.51        | 2.73        | 2.71        | 2.97        | 3.18        | 3.30        | 3.71        | 4.09        |
| 1108             | PENNINGTON BORO    | 2.96        | 2.89        | 2.93        | 3.15        | 3.12        | 3.33        | 3.48        | 3.80        | 4.24        |
| 1109             | PRINCETON BORO.    | 1.78        | 1.99        | 2.01        | 2.04        | 2.15        | 2.44        | 2.53        | 2.85        | 3.03        |
| 1110             | PRINCETON TWP.     | 2.01        | 2.51        | 2.56        | 2.70        | 2.72        | 2.88        | 3.09        | 3.04        | 3.32        |
| 1111             | TRENTON CITY       | 3.50        | 4.65        | 4.78        | 5.13        | 4.97        | 5.51        | 6.11        | 6.52        | 6.77        |
| 1112             | WASHINGTON TWP     | 1.09        | 1.83        | 2.07        | 2.42        | 2.31        | 2.70        | 2.95        | 3.20        | 3.64        |
| 1113             | WEST WINDSOR TWP   | 2.35        | 1.62        | 2.19        | 2.19        | 2.04        | 2.37        | 2.40        | 2.70        | 2.86        |
| MIDDLESEX COUNTY |                    |             |             |             |             |             |             |             |             |             |
| 1201             | CARTERET BORO      | 2.74        | 2.53        | 2.30        | 2.62        | 3.25        | 3.17        | 3.44        | 3.68        | 3.17        |
| 1202             | CRANBURY TWP       | 1.94        | 1.99        | 1.77        | 1.98        | 1.75        | 2.11        | 2.66        | 2.75        | 2.91        |
| 1203             | DUNELLEN BORO      | 2.16        | 2.66        | 2.83        | 2.75        | 2.84        | 3.02        | 3.07        | 3.11        | 3.52        |
| 1204             | EAST BRUNSWICK TWP | 2.44        | 2.57        | 2.77        | 3.16        | 2.86        | 3.60        | 3.36        | 3.59        | 3.37        |
| 1205             | EDISON TWP         | 1.83        | 2.19        | 2.33        | 2.04        | 2.09        | 2.16        | 2.72        | 2.77        | 2.95        |
| 1206             | HELMETTA BORO      | 1.52        | 1.30        | 1.53        | 1.52        | 1.71        | 2.17        | 2.33        | 3.19        | 3.04        |
| 1207             | HIGHLAND PARK BORO | 2.84        | 3.24        | 3.13        | 3.28        | 3.16        | 3.32        | 3.67        | 3.50        | 3.67        |
| 1208             | JAMESBURG BORO     | 3.29        | 2.94        | 3.13        | 3.26        | 2.91        | 3.07        | 3.79        | 3.48        | 3.83        |
| 1209             | MADISON TWP        | 1.99        | 2.63        | 2.71        | 2.80        | 2.90        | 2.93        | 3.04        | 3.96        | 4.52        |
| 1210             | METUCHEN BORO      | 2.69        | 2.95        | 3.12        | 3.00        | 2.87        | 3.08        | 3.52        | 3.40        | 3.61        |
| 1211             | MIDDLESEX BORO     | 2.48        | 2.59        | 2.71        | 2.76        | 2.83        | 3.17        | 3.12        | 3.31        | 3.31        |
| 1212             | MILLTOWN BORO      | 1.73        | 1.87        | 2.08        | 2.15        | 1.98        | 2.21        | 2.76        | 2.76        | 2.66        |
| 1213             | MUNROE TWP         | 2.03        | 2.76        | 2.54        | 2.76        | 2.15        | 2.07        | 2.48        | 2.75        | 2.89        |

|                 |                       | <u>1960</u> | <u>1963</u> | <u>1964</u> | <u>1965</u> | <u>1966</u> | <u>1967</u> | <u>1968</u> | <u>1969</u> | <u>1970</u> |
|-----------------|-----------------------|-------------|-------------|-------------|-------------|-------------|-------------|-------------|-------------|-------------|
| 1214            | NEW BRUNSWICK CITY    | 2.32        | 2.72        | 2.64        | 3.04        | 2.94        | 3.11        | 3.79        | 3.74        | 3.61        |
| 1215            | NORTH BRUNSWICK TWP   | 1.38        | 1.35        | 1.57        | 1.68        | 1.74        | 1.89        | 2.24        | 2.57        | 2.55        |
| 1216            | PERTH AMBOY CITY      | 3.35        | 3.15        | 3.42        | 3.64        | 3.93        | 4.36        | 4.86        | 5.19        | 3.64        |
| 1217            | PISCATAWAY TWP        | 2.13        | 2.52        | 2.56        | 2.60        | 2.68        | 2.66        | 3.22        | 3.26        | 3.42        |
| 1218            | PLAINSBORO TWP        | 1.03        | 1.53        | 1.46        | 1.22        | 1.63        | 1.62        | 1.98        | 2.07        | 1.86        |
| 1219            | SAYREVILLE BORO       | 1.40        | 1.52        | 1.97        | 1.77        | 1.86        | 1.83        | 2.36        | 2.32        | 2.35        |
| 1220            | SOUTH AMBOY CITY      | 1.61        | 1.81        | 1.57        | 1.67        | 1.84        | 2.18        | 2.57        | 2.87        | 2.82        |
| 1221            | SOUTH BRUNSWICK TWP   | 2.14        | 2.16        | 2.33        | 2.93        | 2.76        | 3.04        | 3.17        | 3.66        | 3.65        |
| 1222            | SOUTH PLAINFIELD BORO | 2.43        | 2.61        | 2.89        | 2.95        | 2.74        | 3.05        | 3.19        | 3.36        | 3.39        |
| 1223            | SOUTH RIVER BORO      | 2.27        | 2.75        | 2.79        | 2.96        | 2.64        | 2.62        | 3.12        | 3.18        | 3.52        |
| 1224            | SPOTSWOOD BORO        | 1.67        | 2.69        | 2.59        | 3.01        | 2.59        | 2.68        | 3.57        | 3.71        | 3.62        |
| 1225            | WOODBRIIDGE TWP       | 2.08        | 2.17        | 3.25        | 2.21        | 1.98        | 2.23        | 2.58        | 2.70        | 2.85        |
| MONMOUTH COUNTY |                       |             |             |             |             |             |             |             |             |             |
| 1301            | ALLENHURST BORO       | 2.14        | 2.41        | 2.42        | 2.58        | 2.47        | 2.66        | 2.80        | 2.63        | 2.93        |
| 1302            | ALLENTOWN BORO        | 3.59        | 3.40        | 3.82        | 3.72        | 3.34        | 3.56        | 3.45        | 3.79        | 4.66        |
| 1303            | ASBURY PARK CITY      | 3.73        | 3.54        | 3.65        | 3.74        | 4.01        | 4.65        | 4.50        | 4.13        | 4.97        |
| 1304            | ATLANTIC HIGHLANDS    | 2.60        | 2.73        | 2.77        | 2.68        | 2.81        | 3.15        | 3.34        | 3.29        | 3.90        |
| 1305            | AVON BY THE SEA BORO  | 1.90        | 2.00        | 2.05        | 2.00        | 2.05        | 2.07        | 2.32        | 2.44        | 2.63        |
| 1306            | BELMAR BORO           | 2.08        | 2.32        | 2.54        | 2.65        | 2.64        | 2.78        | 3.14        | 3.29        | 3.48        |
| 1307            | BRADLEY BEACH BORO    | 3.14        | 3.09        | 3.21        | 3.14        | 2.93        | 2.93        | 4.10        | 4.34        | 4.62        |
| 1308            | BRIELLE BORO          | 2.17        | 2.35        | 2.33        | 2.53        | 2.64        | 2.74        | 3.12        | 3.22        | 3.52        |
| 1309            | COLTS NECK TWP        | 1.61        | 1.64        | 1.74        | 1.56        | 1.69        | 2.01        | 2.27        | 2.63        | 2.92        |
| 1310            | DEAL BORO             | 2.90        | 3.09        | 2.98        | 2.98        | 2.96        | 3.09        | 3.36        | 3.13        | 3.33        |
| 1311            | EATONTOWN BORO        | 2.34        | 2.27        | 2.49        | 2.38        | 2.20        | 2.70        | 2.84        | 2.89        | 3.53        |
| 1312            | ENGLISHTOWN BORO      | 2.20        | 3.00        | 3.24        | 3.79        | 3.55        | 3.44        | 3.75        | 3.69        | 4.20        |
| 1313            | FAIR HAVEN BORO       | 2.81        | 2.94        | 3.01        | 3.20        | 3.30        | 3.55        | 3.67        | 3.84        | 4.47        |
| 1314            | FARMINGDALE BORO      | 2.48        | 3.12        | 3.24        | 3.30        | 3.20        | 3.42        | 3.77        | 4.20        | 5.03        |
| 1315            | FREEHOLD BORO.        | 2.87        | 3.63        | 3.10        | 3.50        | 3.39        | 3.61        | 3.86        | 3.92        | 4.61        |
| 1316            | FREEHOLD TWP.         | 2.62        | 2.64        | 2.64        | 2.81        | 2.68        | 2.96        | 3.32        | 4.08        | 4.76        |
| 1317            | HIGHLANDS BORO        | 3.13        | 3.41        | 3.44        | 3.50        | 3.47        | 3.72        | 4.23        | 4.49        | 5.35        |
| 1318            | HOLMDEL TWP           | 2.02        | 1.66        | 2.09        | .80         | 2.00        | 2.18        | 2.36        | 2.52        | 2.68        |
| 1319            | HOWELL TWP            | 3.68        | 2.73        | 2.97        | 3.13        | 2.80        | 2.73        | 3.19        | 3.44        | 3.79        |
| 1320            | INTERLAKEN BORO       | 2.52        | 2.30        | 2.47        | 2.49        | 2.26        | 2.53        | 2.77        | 2.82        | 2.86        |
| 1321            | KEANSBURG BORO        | 2.55        | 3.12        | 3.14        | 3.10        | 3.10        | 3.78        | 3.95        | 4.15        | 4.85        |
| 1322            | KEYPORT BORO          | 2.73        | 2.83        | 3.45        | 3.58        | 3.19        | 3.51        | 3.99        | 3.97        | 4.63        |
| 1323            | LITTLE SILVER BORO    | 2.46        | 2.48        | 1.97        | 2.48        | 2.55        | 2.65        | 3.03        | 3.13        | 3.76        |
| 1324            | LUCK ARBOUR VILL      | 5.01        | 4.21        | 4.56        | 4.31        | 3.80        | 4.19        | 4.34        | 4.97        | 6.29        |
| 1325            | LUNG BRANCH CITY      | 3.10        | 3.23        | 3.44        | 3.51        | 3.46        | 3.84        | 4.46        | 4.66        | 5.01        |
| 1326            | MANALAPAN TWP         | 2.66        | 2.67        | 2.97        | 2.97        | 2.73        | 2.87        | 2.80        | 3.58        | 4.06        |
| 1327            | MANASQUAN BORO        | 2.09        | 2.10        | 2.21        | 2.28        | 2.29        | 2.36        | 2.50        | 2.58        | 2.99        |



|               |                      | 1960 | 1963 | 1964 | 1965 | 1966  | 1967  | 1968  | 1969  | 1970  |
|---------------|----------------------|------|------|------|------|-------|-------|-------|-------|-------|
| 1328          | MARLBORO TWP         | 2.51 | 2.37 | 2.36 | 2.77 | 2.39  | 2.81  | 3.04  | 3.65  | 3.67  |
| 1329          | MATAWAN BORO.        | 2.49 | 3.00 | 2.84 | 2.78 | 2.60  | 2.77  | 2.96  | 3.47  | 4.17  |
| 1330          | MATAWAN TWP.         | 2.76 | 2.81 | 2.59 | 2.82 | 2.81  | 3.03  | 2.97  | 3.65  | 4.50  |
| 1331          | MIDDLETOWN TWP       | 2.18 | 2.62 | 2.79 | 2.92 | 2.74  | 2.90  | 3.31  | 3.32  | 3.92  |
| 1332          | MILLSTONE TWP        | 3.87 | 2.88 | 3.21 | 2.72 | 1.86  | 2.78  | 2.57  | 2.61  | 3.14  |
| 1333          | MUMFORTH BEACH BORO  | 2.70 | 2.79 | 2.90 | 3.05 | 3.30  | 3.73  | 4.12  | 4.10  | 4.78  |
| 1334          | NEPTUNE TWP.         | 2.37 | 2.71 | 2.93 | 3.17 | 3.04  | 3.34  | 3.89  | 4.07  | 4.49  |
| 1335          | NEPTUNE CITY BORO    | 2.63 | 2.61 | 2.66 | 2.72 | 2.90  | 2.99  | 3.33  | 3.69  | 4.03  |
| 1336          | NEW SHREWSBURY BORO  | 2.96 | 3.22 | 3.32 | 3.44 | 3.55  | 3.70  | 4.10  | 4.22  | 4.72  |
| 1337          | OCEAN TWP            | 2.72 | 2.71 | 2.96 | 3.53 | 3.15  | 2.98  | 3.38  | 3.71  | 4.16  |
| 1338          | OCEANPORT BORO       | 1.99 | 2.10 | 2.34 | 2.87 | 3.04  | 2.71  | 3.05  | 3.10  | 3.50  |
| 1339          | HAZLET TWP           | 2.75 | 2.66 | 3.16 | 3.52 | 3.33  | 3.67  | 3.52  | 3.68  | 4.19  |
| 1340          | RED BANK BORO        | 2.35 | 2.74 | 2.98 | 2.92 | 2.87  | 3.36  | 3.51  | 3.48  | 4.08  |
| 1341          | ROOSEVELT BORO       | 3.74 | 4.44 | 4.19 | 4.11 | 3.71  | 3.41  | 4.43  | 4.77  | 4.70  |
| 1342          | RUMSON BORO          | 2.01 | 2.49 | 3.21 | 2.40 | 2.56  | 2.72  | 2.84  | 2.88  | 3.33  |
| 1343          | SEA BRIGHT BORO      | 2.39 | 2.29 | 2.36 | 2.39 | 2.65  | 2.20  | 2.85  | 2.75  | 3.05  |
| 1344          | SEA GIRT BORO        | 1.46 | 1.59 | 1.59 | 1.58 | 1.49  | 1.49  | 1.54  | 1.85  | 2.12  |
| 1345          | SHREWSBURY BORO.     | 2.40 | 2.43 | 2.45 | 2.29 | 2.71  | 2.77  | 3.10  | 3.18  | 3.74  |
| 1346          | SHREWSBURY TWP.      | 7.01 | 8.99 | 7.94 | 8.37 | 11.86 | 16.16 | 16.39 | 16.97 | 20.50 |
| 1347          | SOUTH BELMAR BORO    | 2.25 | 2.62 | 2.42 | 2.86 | 2.63  | 2.80  | 3.40  | 3.33  | 3.70  |
| 1348          | SPRING LAKE BORO     | 1.49 | 1.48 | 1.51 | 1.40 | 1.41  | 1.45  | 1.68  | 1.69  | 1.92  |
| 1349          | SPRING LAKE HEIGHTS  | 2.60 | 2.97 | 2.86 | 2.78 | 2.98  | 2.97  | 2.80  | 3.08  | 3.38  |
| 1350          | UNION BEACH BORO     | 3.23 | 3.71 | 3.54 | 3.60 | 2.97  | 3.07  | 3.15  | 3.47  | 4.79  |
| 1351          | UPPER FREEHOLD TWP   | 1.59 | 2.28 | 2.45 | 1.73 | 2.09  | 2.00  | 2.14  | 1.94  | 2.38  |
| 1352          | WALL TWP             | 2.61 | 2.61 | 2.90 | 2.93 | 3.04  | 3.33  | 3.52  | 3.66  | 4.28  |
| 1353          | WEST LONG BRANCH BOR | 2.45 | 3.00 | 3.02 | 3.06 | 2.85  | 3.11  | 3.37  | 3.37  | 3.82  |
| MORRIS COUNTY |                      |      |      |      |      |       |       |       |       |       |
| 1401          | BOONTON TOWN         | 2.14 | 2.27 | 2.39 | 2.74 | 2.46  | 2.74  | 2.94  | 3.01  | 3.35  |
| 1402          | BOONTON TWP.         | 1.78 | 1.89 | 1.94 | 1.84 | 1.76  | 1.90  | 2.16  | 2.24  | 2.34  |
| 1403          | BUTLER BORO          | 2.18 | 2.79 | 2.80 | 2.81 | 2.66  | 2.93  | 3.26  | 3.28  | 3.11  |
| 1404          | CHATHAM BORO.        | 2.49 | 2.86 | 2.93 | 2.74 | 2.68  | 2.92  | 3.10  | 3.13  | 3.19  |
| 1405          | CHATHAM TWP.         | 2.40 | 3.07 | 2.93 | 2.95 | 2.68  | 2.66  | 3.03  | 3.07  | 2.90  |
| 1406          | CHESTER BORO.        | 2.56 | 2.52 | 2.98 | 3.09 | 2.57  | 2.91  | 3.38  | 3.35  | 3.48  |
| 1407          | CHESTER TWP.         | 2.21 | 2.61 | 2.47 | 2.88 | 2.62  | 2.91  | 2.92  | 3.13  | 3.32  |
| 1408          | DENVILLE TWP         | 2.24 | 2.49 | 2.37 | 2.60 | 2.72  | 2.81  | 2.87  | 3.10  | 3.38  |
| 1409          | DOVER TOWN           | 2.45 | 3.00 | 3.27 | 3.32 | 3.17  | 2.79  | 2.96  | 2.93  | 3.07  |
| 1410          | EAST HANOVER TWP     | 1.57 | 1.43 | 1.61 | 1.62 | 1.59  | 1.36  | 1.61  | 1.59  | 2.24  |
| 1411          | FLORHAM PARK BORO    | 2.14 | 2.57 | 2.57 | 2.50 | 2.19  | 2.50  | 2.96  | 3.21  | 3.25  |
| 1412          | HANOVER TWP          | 1.97 | 2.28 | 2.32 | 2.28 | 2.37  | 2.55  | 2.45  | 2.52  | 2.54  |
| 1413          | HARDING TWP          | 1.21 | 1.55 | 1.55 | 1.56 | 1.57  | 1.60  | 1.69  | 2.26  | 1.64  |

|              |                       | 1960 | 1963 | 1964 | 1965 | 1966 | 1967 | 1968 | 1969 | 1970 |
|--------------|-----------------------|------|------|------|------|------|------|------|------|------|
| 1414         | JEFFERSON TWP         | 2.05 | 2.83 | 2.96 | 3.38 | 2.96 | 3.21 | 3.72 | 3.68 | 3.69 |
| 1415         | KIANELON BORO         | 2.03 | 2.87 | 3.18 | 3.26 | 2.95 | 2.99 | 3.34 | 3.41 | 3.41 |
| 1416         | LINCOLN PARK BORO     | 2.89 | 3.26 | 2.76 | 3.25 | 3.15 | 3.61 | 3.42 | 3.70 | 3.75 |
| 1417         | MADISON BORO          | 2.34 | 2.95 | 2.92 | 3.00 | 2.82 | 3.17 | 3.47 | 3.56 | 3.83 |
| 1418         | MENDHAM BORO.         | 2.49 | 2.63 | 2.49 | 2.67 | 2.76 | 3.19 | 3.33 | 3.38 | 3.43 |
| 1419         | MENDHAM TWP.          | 1.92 | 2.39 | 2.61 | 2.50 | 2.42 | 2.72 | 2.92 | 3.19 | 3.12 |
| 1420         | MINE HILL TWP         | 2.00 | 2.64 | 2.58 | 2.79 | 2.72 | 3.34 | 3.79 | 3.86 | 3.92 |
| 1421         | MUNTVILLE TWP         | 2.15 | 2.26 | 2.29 | 2.60 | 2.48 | 2.57 | 2.77 | 3.19 | 3.56 |
| 1422         | MORRIS TWP            | 2.33 | 2.22 | 2.10 | 2.44 | 2.35 | 2.64 | 2.63 | 2.80 | 2.93 |
| 1423         | MORRIS PLAINS BORO    | 2.07 | 2.03 | 2.38 | 2.43 | 2.34 | 2.45 | 2.56 | 2.76 | 2.84 |
| 1424         | MORRISTOWN TOWN       | 2.63 | 3.10 | 3.17 | 3.15 | 2.98 | 3.16 | 3.50 | 3.60 | 3.73 |
| 1425         | MOUNTAIN LAKES BORO   | 3.26 | 3.46 | 3.59 | 3.84 | 3.67 | 3.61 | 3.79 | 3.88 | 3.96 |
| 1426         | MOUNT ARLINGTON BORO  | 2.09 | 2.44 | 2.48 | 2.54 | 2.62 | 2.89 | 3.16 | 3.09 | 3.08 |
| 1427         | MOUNT OLIVE TWP       | 2.42 | 2.74 | 2.58 | 2.66 | 2.38 | 2.64 | 3.03 | 3.96 | 4.14 |
| 1428         | NETCONG BORO          | 2.08 | 2.27 | 2.28 | 2.36 | 2.32 | 2.50 | 2.68 | 2.98 | 3.45 |
| 1429         | PARSIPPANY-TROY HILLS | 2.27 | 2.64 | 2.43 | 2.39 | 2.21 | 2.61 | 2.70 | 3.07 | 3.16 |
| 1430         | PASSAIC TWP           | 2.41 | 2.74 | 2.97 | 3.26 | 2.69 | 3.03 | 3.54 | 3.51 | 3.85 |
| 1431         | PEQUANNOCK TWP        | 2.33 | 2.72 | 2.69 | 2.56 | 2.55 | 2.94 | 3.24 | 3.21 | 3.23 |
| 1432         | RANDOLPH TWP          | 2.22 | 3.15 | 2.83 | 2.73 | 3.11 | 3.09 | 3.62 | 4.00 | 3.78 |
| 1433         | RIVERDALE BORO        | 1.67 | 2.44 | 2.26 | 2.32 | 2.49 | 2.62 | 2.51 | 2.59 | 2.59 |
| 1434         | ROCKAWAY BORO.        | 2.48 | 2.73 | 2.59 | 2.81 | 2.36 | 2.91 | 3.71 | 3.53 | 3.53 |
| 1435         | ROCKAWAY TWP.         | 1.55 | 2.29 | 2.41 | 2.57 | 2.85 | 2.92 | 3.18 | 3.61 | 3.73 |
| 1436         | ROXBURY TWP           | 2.03 | 2.60 | 2.82 | 2.48 | 2.43 | 2.73 | 3.43 | 3.44 | 3.55 |
| 1437         | VICTORY GARDENS BORO  | 4.24 | 4.23 | 4.21 | 3.89 | 3.58 | 4.64 | 4.61 | 4.58 | 4.73 |
| 1438         | WASHINGTON TWP        | 2.16 | 2.06 | 2.38 | 2.93 | 3.08 | 3.08 | 3.09 | 3.45 | 3.45 |
| 1439         | WHARTON BORO          | 2.48 | 2.83 | 2.86 | 3.33 | 3.55 | 3.47 | 3.29 | 3.24 | 3.48 |
| OCEAN COUNTY |                       |      |      |      |      |      |      |      |      |      |
| 1501         | BARNEGAT LIGHT BORO   | 1.87 | 2.10 | 1.97 | 1.95 | 2.04 | 1.89 | 1.99 | 2.00 | 2.17 |
| 1502         | BAY HEAD BORO         | .99  | 1.60 | 1.56 | 1.52 | 1.70 | 1.92 | 1.82 | 1.90 | 2.14 |
| 1503         | BEACH HAVEN BORO      | 1.80 | 1.98 | 2.27 | 2.14 | 2.22 | 2.19 | 2.31 | 2.16 | 2.32 |
| 1504         | BEACHWOOD BORO        | 1.65 | 1.93 | 2.39 | 2.61 | 2.66 | 2.86 | 2.94 | 3.18 | 3.72 |
| 1505         | BERKELEY TWP          | 2.76 | 3.17 | 3.11 | 3.44 | 3.34 | 3.20 | 3.17 | 3.07 | 3.49 |
| 1506         | BRICK TWP             | 1.67 | 2.31 | 2.58 | 2.69 | 2.60 | 2.75 | 2.95 | 3.22 | 3.51 |
| 1507         | DOVER TWP             | 1.59 | 2.00 | 2.26 | 2.42 | 2.32 | 2.41 | 2.75 | 2.95 | 3.55 |
| 1508         | EAGLESWOOD TWP        | 1.76 | 2.27 | 2.37 | 2.49 | 2.25 | 3.00 | 2.96 | 3.51 | 3.64 |
| 1509         | HARVEY CEDARS BORO    | 1.63 | 2.21 | 2.43 | 2.32 | 2.34 | 2.18 | 2.25 | 1.98 | 2.51 |
| 1510         | ISLAND HEIGHTS BORO   | 3.29 | 3.21 | 3.58 | 3.22 | 3.47 | 3.89 | 4.47 | 4.06 | 4.51 |
| 1511         | JACKSON TWP           | 2.60 | 2.61 | 3.38 | 3.21 | 2.42 | 3.31 | 3.55 | 4.35 | 5.09 |
| 1512         | LACEY TWP             | 1.52 | 1.68 | 1.89 | 1.81 | 1.84 | 1.81 | 1.57 | 1.61 | 1.70 |
| 1513         | LAKEHURST BORO        | 2.32 | 2.76 | 3.14 | 3.32 | 2.56 | 2.71 | 3.03 | 3.09 | 3.27 |

|                |                       | 1960 | 1963 | 1964 | 1965 | 1966 | 1967 | 1968 | 1969 | 1970 |
|----------------|-----------------------|------|------|------|------|------|------|------|------|------|
| 1514           | LAKENOOD TWP          | 2.74 | 3.08 | 3.45 | 3.56 | 3.38 | 3.42 | 3.61 | 4.10 | 4.41 |
| 1515           | LAVALLETTE BORO       | 1.31 | 1.51 | 1.74 | 1.66 | 1.67 | 1.71 | 1.76 | 1.76 | 1.64 |
| 1516           | LITTLE EGG HARBOR TWP | 1.67 | 1.82 | 1.72 | 1.73 | 1.54 | 1.43 | 1.61 | 1.78 | 2.08 |
| 1517           | LONG BEACH TWP        | 1.44 | 1.83 | 1.98 | 1.87 | 1.81 | 1.73 | 1.69 | 1.85 | 2.06 |
| 1518           | MANCHESTER TWP        | 2.89 | 2.18 | 2.20 | 2.55 | 2.43 | 2.39 | 1.88 | 2.06 | 2.86 |
| 1519           | MANTLOKING BORO       | .82  | .97  | .96  | 1.03 | 1.05 | .97  | 1.08 | 1.10 | 1.19 |
| 1520           | OCEAN TWP             | 1.68 | 1.87 | 1.90 | 1.75 | 1.81 | 1.94 | 1.86 | 1.95 | 2.25 |
| 1521           | OCEAN GATE BORO       | 2.33 | 2.92 | 2.96 | 2.87 | 2.59 | 2.89 | 3.27 | 3.38 | 3.93 |
| 1522           | PINE BEACH BORO       | 1.75 | 1.82 | 2.26 | 2.43 | 2.45 | 2.41 | 2.49 | 2.65 | 3.22 |
| 1523           | PLUMSTED TWP          | 1.75 | 1.61 | 2.06 | 2.72 | 2.28 | 2.05 | 2.77 | 3.30 | 3.77 |
| 1524           | POINT PLEASANT BORO   | 2.02 | 2.55 | 2.91 | 2.92 | 2.84 | 3.05 | 3.14 | 3.28 | 3.34 |
| 1525           | POINT PLEASANT BEACH  | 1.70 | 1.93 | 2.32 | 2.35 | 2.51 | 2.39 | 2.69 | 2.95 | 3.00 |
| 1526           | SEASIDE HEIGHTS BORO  | 1.61 | 1.59 | 1.60 | 1.58 | 1.58 | 1.54 | 1.70 | 1.88 | 2.07 |
| 1527           | SEASIDE PARK BORO     | 1.74 | 2.03 | 2.13 | 2.02 | 2.05 | 2.02 | 2.20 | 2.01 | 2.14 |
| 1528           | SHIP BOTTOM BORO      | 1.57 | 2.19 | 2.14 | 2.44 | 2.24 | 2.17 | 2.16 | 2.27 | 2.58 |
| 1529           | SOUTH TCMS RIVER BOR  | 1.27 | 1.62 | 2.15 | 2.21 | 2.16 | 2.44 | 2.37 | 2.55 | 3.31 |
| 1530           | STAFFORD TWP          | 2.18 | 2.24 | 2.16 | 1.93 | 1.99 | 2.05 | 2.43 | 2.60 | 2.94 |
| 1531           | SURF CITY BORO        | 1.61 | 1.91 | 1.98 | 1.98 | 2.03 | 1.86 | 1.93 | 1.98 | 2.17 |
| 1532           | TUCKERTON BORO        | 2.03 | 2.41 | 2.54 | 2.76 | 2.61 | 2.98 | 3.14 | 3.43 | 3.47 |
| 1533           | UNION TWP             | 2.55 | 3.16 | 3.20 | 3.04 | 2.32 | 2.80 | 3.02 | 2.87 | 3.08 |
| PASSAIC COUNTY |                       |      |      |      |      |      |      |      |      |      |
| 1601           | BLOOMINGDALE BORO     | 1.93 | 2.57 | 2.71 | 2.88 | 2.81 | 3.28 | 3.71 | 3.47 | 4.13 |
| 1602           | CLIFTON CITY          | 2.06 | 1.96 | 2.06 | 1.86 | 1.83 | 1.97 | 2.13 | 2.27 | 2.51 |
| 1603           | HALEDON BORO          | 2.09 | 2.15 | 2.03 | 1.98 | 2.00 | 2.20 | 2.41 | 2.57 | 2.82 |
| 1604           | HAWTHORNE BORO        | 2.09 | 2.13 | 2.20 | 2.35 | 2.34 | 2.21 | 2.44 | 2.31 | 2.68 |
| 1605           | LITTLE FALLS TWP      | 2.28 | 2.14 | 2.24 | 2.28 | 2.24 | 2.28 | 2.51 | 2.62 | 2.65 |
| 1606           | NORTH HALEDON BORO    | 2.32 | 2.51 | 2.47 | 2.59 | 2.55 | 2.66 | 2.83 | 2.76 | 3.12 |
| 1607           | PASSAIC CITY          | 3.23 | 3.82 | 3.39 | 3.08 | 3.49 | 3.54 | 3.75 | 3.97 | 4.56 |
| 1608           | PATERSON CITY         | 3.80 | 3.56 | 3.71 | 3.74 | 3.70 | 4.40 | 4.62 | 4.57 | 5.01 |
| 1609           | PUMPTON LAKES BORO    | 2.46 | 2.62 | 2.88 | 2.74 | 2.78 | 2.95 | 3.20 | 3.68 | 3.68 |
| 1610           | PROSPECT PARK BORO    | 2.06 | 1.97 | 2.16 | 2.13 | 2.12 | 2.30 | 2.68 | 2.57 | 2.79 |
| 1611           | RINGWOOD BORO         | 2.13 | 2.52 | 2.66 | 2.72 | 2.33 | 2.36 | 3.16 | 3.28 | 3.27 |
| 1612           | TOTOWA BORO           | 2.14 | 2.21 | 2.14 | 2.17 | 1.53 | 2.19 | 2.11 | 2.40 | 2.33 |
| 1613           | MANAQUE BORO          | 2.67 | 2.73 | 2.90 | 2.69 | 2.55 | 2.63 | 2.92 | 3.32 | 3.25 |
| 1614           | WAYNE TWP             | 2.04 | 2.00 | 2.10 | 2.31 | 2.28 | 2.35 | 2.55 | 2.89 | 3.06 |
| 1615           | WEST MILFORD TWP      | 2.06 | 2.24 | 2.65 | 2.49 | 2.57 | 2.62 | 3.04 | 3.28 | 3.23 |
| 1616           | WEST PATERSON BORO    | 2.10 | 2.38 | 2.42 | 2.26 | 2.27 | 2.39 | 2.74 | 2.78 | 2.79 |
| SALEM COUNTY   |                       |      |      |      |      |      |      |      |      |      |
| 1701           | ALLOWAY TWP           | 2.12 | 3.07 | 2.43 | 2.50 | 2.02 | 2.04 | 2.09 | 3.02 | 3.31 |
| 1702           | ELMER BORO            | 2.97 | 3.70 | 3.39 | 3.12 | 2.37 | 3.36 | 3.58 | 3.66 | 4.67 |

|                 |                       | 1960 | 1963 | 1964 | 1965 | 1966 | 1967 | 1968 | 1969 | 1970 |
|-----------------|-----------------------|------|------|------|------|------|------|------|------|------|
| 1703            | EL SINBORO TWP        | 2.58 | 2.50 | 2.34 | 4.77 | 2.41 | 2.55 | 3.06 | 3.33 | 3.86 |
| 1704            | LOWER ALLOWAYS CREEK  | 2.64 | 3.30 | 3.09 | 2.77 | 2.29 | 2.52 | 2.56 | 2.97 | 4.46 |
| 1705            | MANNINGTON TWP        | 2.03 | 2.46 | 2.44 | 2.43 | 1.60 | 2.44 | 3.02 | 3.15 | 3.45 |
| 1706            | OLDMANS TWP           | 2.75 | 1.67 | 2.13 | 1.65 | 2.50 | 3.14 | 3.09 | 3.12 | 3.16 |
| 1707            | PENNS GROVE BORO      | 3.44 | 2.94 | 3.58 | 3.45 | 3.04 | 3.36 | 3.42 | 3.90 | 4.92 |
| 1708            | PENNSVILLE TWP        | 1.68 | 1.68 | 1.06 | 1.28 | 1.43 | 3.34 | 3.35 | 4.02 | 3.23 |
| 1709            | PILES GROVE TWP       | 2.36 | 2.34 | 2.66 | 2.14 | 2.02 | 2.12 | 2.74 | 3.23 | 3.33 |
| 1710            | PITTS GROVE TWP       | 2.29 | 2.57 | 2.87 | 2.86 | 2.44 | 2.56 | 2.64 | 3.31 | 3.74 |
| 1711            | QUINTON TWP           | 3.16 | 2.68 | 3.00 | 2.92 | 2.22 | 2.51 | 2.34 | 3.05 | 3.53 |
| 1712            | SALEM CITY            | 3.06 | 3.87 | 4.08 | 4.17 | 4.20 | 3.75 | 3.86 | 4.60 | 5.37 |
| 1713            | UPPER PENNS NECK TWP  | 2.59 | 2.83 | 3.08 | 2.78 | 2.71 | 3.14 | 3.04 | 4.00 | 4.95 |
| 1714            | UPPER PITTS GROVE TWP | 2.01 | 2.49 | 2.59 | 3.20 | 2.42 | 2.65 | 2.69 | 2.64 | 2.97 |
| 1715            | WOODSTOWN BORO        | 2.57 | 3.00 | 3.35 | 3.09 | 2.57 | 2.98 | 3.17 | 3.47 | 3.87 |
| SOMERSET COUNTY |                       |      |      |      |      |      |      |      |      |      |
| 1801            | BEDMINSTER TWP        | 1.26 | 1.76 | 1.62 | 1.63 | 1.36 | 1.48 | 1.83 | 1.55 | 1.72 |
| 1802            | BERNARDS TWP          | 2.19 | 2.57 | 2.71 | 2.94 | 2.77 | 2.89 | 3.09 | 3.40 | 3.82 |
| 1803            | BERNARDSVILLE BORO    | 1.80 | 2.17 | 2.10 | 2.13 | 2.19 | 2.25 | 2.37 | 2.61 | 2.95 |
| 1804            | BOUND BROOK BORO      | 2.71 | 3.12 | 3.16 | 3.25 | 2.92 | 3.18 | 3.27 | 3.42 | 3.94 |
| 1805            | BRANCHBURG TWP        | 2.03 | 2.05 | 2.39 | 2.52 | 2.22 | 2.46 | 2.89 | 2.71 | 3.02 |
| 1806            | BRIDGEWATER TWP       | 1.35 | 1.90 | 1.99 | 1.91 | 1.90 | 2.27 | 2.79 | 2.90 | 3.43 |
| 1807            | FAR HILLS BORO        | 1.29 | 1.58 | 1.90 | 1.56 | 1.55 | 1.59 | 1.75 | 1.47 | 1.83 |
| 1808            | FRANKLIN TWP          | 2.11 | 2.55 | 2.70 | 2.58 | 2.55 | 2.81 | 3.19 | 3.25 | 3.26 |
| 1809            | GREEN BROOK TWP       | 2.40 | 2.39 | 2.37 | 2.32 | 2.07 | 2.71 | 3.03 | 3.13 | 3.72 |
| 1810            | HILLSBOROUGH TWP      | 1.54 | 1.96 | 2.10 | 2.24 | 1.91 | 2.67 | 2.77 | 2.89 | 3.12 |
| 1811            | MANVILLE BORO         | 2.13 | 2.38 | 2.27 | 2.20 | 2.26 | 2.44 | 2.68 | 2.86 | 3.41 |
| 1812            | MILLSTONE BORO        | 2.21 | 2.50 | 2.61 | 2.95 | 2.63 | 2.62 | 2.66 | 2.82 | 3.36 |
| 1813            | MONTGOMERY TWP        | 1.35 | 1.65 | 1.97 | 2.01 | 1.86 | 2.07 | 2.16 | 2.18 | 2.49 |
| 1814            | NORTH PLAINFIELD BORO | 2.60 | 2.96 | 2.89 | 2.79 | 2.66 | 2.79 | 3.13 | 3.36 | 3.86 |
| 1815            | PEAPACK GLACSTONE BOR | 1.55 | 2.21 | 2.23 | 2.25 | 2.11 | 1.92 | 2.35 | 2.25 | 2.43 |
| 1816            | RARITAN BORO          | 2.32 | 2.60 | 2.72 | 2.62 | 2.49 | 2.88 | 3.16 | 3.33 | 3.84 |
| 1817            | ROCKY HILL BORO       | 1.24 | 1.99 | 2.47 | 2.15 | 1.91 | 2.54 | 3.21 | 3.52 | 3.69 |
| 1818            | SOMERVILLE BORO       | 2.54 | 2.91 | 2.77 | 2.66 | 2.67 | 2.88 | 3.08 | 3.63 | 4.38 |
| 1819            | SOUTH BOUND BROOK BOR | 2.36 | 2.98 | 3.13 | 3.26 | 3.06 | 3.54 | 3.82 | 3.79 | 4.16 |
| 1820            | WARREN TWP            | 2.01 | 2.53 | 2.46 | 2.41 | 2.41 | 2.71 | 2.92 | 2.99 | 3.56 |
| 1821            | WATCHUNG BORO         | 1.77 | 1.96 | 1.95 | 2.10 | 2.02 | 2.08 | 2.18 | 2.41 | 2.74 |
| SUSSEX COUNTY   |                       |      |      |      |      |      |      |      |      |      |
| 1901            | ANDOVER BORO          | 3.34 | 3.04 | 2.29 | 2.38 | 2.30 | 2.67 | 3.48 | 3.72 | 3.93 |
| 1902            | ANDOVER TWP           | 2.72 | 2.96 | 2.63 | 2.63 | 2.56 | 3.05 | 3.60 | 4.17 | 4.55 |
| 1903            | BRANCHVILLE BORO      | 2.08 | 2.34 | 2.43 | 2.59 | 2.42 | 2.88 | 3.67 | 3.80 | 4.04 |
| 1904            | BYRAM TWP             | 2.10 | 2.33 | 2.73 | 2.43 | 2.23 | 2.63 | 3.25 | 3.18 | 3.47 |

|              |                      | <u>1960</u> | <u>1963</u> | <u>1964</u> | <u>1965</u> | <u>1966</u> | <u>1967</u> | <u>1968</u> | <u>1969</u> | <u>1970</u> |
|--------------|----------------------|-------------|-------------|-------------|-------------|-------------|-------------|-------------|-------------|-------------|
| 1905         | FRANKFORD TWP        | 2.68        | 2.67        | 2.82        | 3.07        | 2.64        | 2.27        | 2.56        | 3.21        | 3.52        |
| 1906         | FRANKLIN BORO        | 2.84        | 4.69        | 4.90        | 3.90        | 3.10        | 3.82        | 3.67        | 3.33        | 4.34        |
| 1907         | FREDON TWP           | 1.83        | 2.01        | 2.18        | 2.24        | 2.11        | 2.35        | 2.79        | 2.89        | 3.54        |
| 1908         | GREEN TWP            | 2.40        | 2.74        | 2.48        | 2.66        | 2.25        | 2.64        | 3.35        | 3.35        | 4.01        |
| 1909         | HAMBURG BORO         | 3.21        | 3.70        | 4.19        | 3.05        | 2.77        | 3.13        | 2.89        | 3.06        | 4.37        |
| 1910         | HAMPTON TWP          | 1.84        | 1.75        | 2.29        | 1.96        | 2.64        | 2.60        | 2.70        | 2.57        | 3.59        |
| 1911         | HARDYSTON TWP        | 2.09        | 2.39        | 2.38        | 2.65        | 2.33        | 2.55        | 2.80        | 2.99        | 3.86        |
| 1912         | HUPATCONG BORO       | 1.85        | 2.14        | 2.46        | 2.71        | 2.57        | 3.13        | 3.22        | 4.26        | 4.65        |
| 1913         | LAFAYETTE TWP        | 3.62        | 3.41        | 2.76        | 2.46        | 2.97        | 2.27        | 2.84        | 3.60        | 4.14        |
| 1914         | MONTAGUE TWP         | 1.22        | 1.68        | 1.41        | 2.29        | 1.74        | 1.53        | 1.79        | 2.00        | 2.13        |
| 1915         | NEWTON TOWN          | 2.53        | 3.09        | 3.31        | 3.31        | 3.21        | 3.42        | 3.66        | 4.08        | 4.39        |
| 1916         | OGDENSBURG BORO      | 2.01        | 2.58        | 3.03        | 2.15        | 1.89        | 4.05        | 4.29        | 5.34        | 5.39        |
| 1917         | SANDYSTON TWP        | 2.28        | 2.14        | 1.78        | 1.70        | 1.62        | 1.55        | 1.69        | 2.32        | 2.45        |
| 1918         | SPARTA TWP           | 2.39        | 2.59        | 2.67        | 3.02        | 2.99        | 3.11        | 3.48        | 3.65        | 4.33        |
| 1919         | STANHOPE BORO        | 2.68        | 2.99        | 3.31        | 2.99        | 2.89        | 3.52        | 3.74        | 4.44        | 5.20        |
| 1920         | STILLWATER TWP       | 1.74        | 1.93        | 1.95        | 1.74        | 1.98        | 1.97        | 2.16        | 2.56        | 3.23        |
| 1921         | SUSSEX BORO          | 2.77        | 3.70        | 3.37        | 3.73        | 3.85        | 4.63        | 4.69        | 4.71        | 5.57        |
| 1922         | VERNON TWP           | 1.78        | 1.61        | 1.60        | 1.72        | 1.90        | 1.97        | 2.13        | 2.56        | 3.26        |
| 1923         | WALPACK TWP          | 2.34        | 1.63        | 1.92        | 1.86        | 1.53        | 1.79        | 1.78        | 1.90        | 2.36        |
| 1924         | WANTAGE TWP          | 1.72        | 2.40        | 2.00        | 2.03        | 2.38        | 2.71        | 2.66        | 2.49        | 2.97        |
| UNION COUNTY |                      |             |             |             |             |             |             |             |             |             |
| 2001         | BERKELEY HEIGHTS TWP | 2.06        | 2.26        | 2.68        | 2.70        | 2.46        | 2.20        | 2.23        | 2.77        | 2.88        |
| 2002         | CLARK TWP            | 1.77        | 2.22        | 2.00        | 2.28        | 2.10        | 2.43        | 2.58        | 2.92        | 3.20        |
| 2003         | CRANFORD TWP         | 2.24        | 2.74        | 2.84        | 2.85        | 2.46        | 2.68        | 2.85        | 3.04        | 3.40        |
| 2004         | ELIZABETH CITY       | 2.54        | 3.12        | 2.98        | 2.85        | 2.77        | 3.12        | 3.38        | 3.76        | 4.17        |
| 2005         | FANWOOD BORO         | 2.47        | 2.70        | 2.91        | 3.06        | 2.97        | 3.19        | 3.60        | 3.99        | 4.19        |
| 2006         | GARWOOD BORO         | 2.36        | 2.74        | 2.18        | 2.51        | 2.32        | 2.34        | 2.73        | 3.07        | 3.11        |
| 2007         | HILLSIDE TWP         | 2.07        | 2.17        | 2.50        | 2.39        | 2.28        | 2.48        | 2.86        | 3.00        | 3.31        |
| 2008         | KENILWORTH BORO      | 1.84        | 1.87        | 2.06        | 1.93        | 1.88        | 1.86        | 1.94        | 2.19        | 2.43        |
| 2009         | LINDEN CITY          | 1.44        | 1.59        | 1.68        | 1.56        | 1.43        | 1.49        | 1.67        | 1.93        | 2.19        |
| 2010         | MOUNTAINSIDE BORO    | 2.05        | 2.31        | 2.31        | 2.39        | 2.23        | 2.20        | 2.44        | 2.68        | 3.02        |
| 2011         | NEW PROVIDENCE BORO  | 2.48        | 2.45        | 2.39        | 2.84        | 2.93        | 3.12        | 3.09        | 3.31        | 3.56        |
| 2012         | PLAINFIELD CITY      | 3.10        | 3.39        | 3.38        | 3.38        | 3.32        | 3.81        | 4.30        | 4.59        | 5.39        |
| 2013         | RAHWAY CITY          | 2.43        | 2.83        | 2.90        | 2.84        | 2.71        | 2.80        | 3.11        | 3.38        | 3.58        |
| 2014         | ROSELLE BORO         | 2.55        | 2.61        | 2.63        | 2.55        | 2.55        | 2.64        | 2.68        | 2.91        | 3.32        |
| 2015         | ROSELLE PARK BORO    | 2.18        | 2.81        | 2.72        | 2.69        | 2.56        | 2.93        | 3.22        | 3.49        | 3.74        |
| 2016         | SCOTCH PLAINS TWP    | 2.35        | 2.44        | 2.71        | 2.80        | 2.73        | 2.91        | 3.36        | 3.55        | 3.86        |
| 2017         | SPRINGFIELD TWP      | 2.22        | 2.52        | 2.64        | 2.67        | 2.60        | 2.78        | 3.01        | 3.27        | 3.45        |
| 2018         | SUMMIT CITY          | 1.94        | 2.32        | 2.44        | 2.38        | 2.30        | 2.46        | 2.72        | 2.73        | 2.93        |
| 2019         | UNION TWP            | 1.67        | 1.83        | 1.82        | 1.83        | 1.76        | 1.90        | 2.13        | 2.24        | 2.49        |
| 2020         | WESTFIELD TOWN       | 2.52        | 2.71        | 2.70        | 2.71        | 2.65        | 2.74        | 3.10        | 3.03        | 3.44        |

|               |                   | <u>1960</u> | <u>1963</u> | <u>1964</u> | <u>1965</u> | <u>1966</u> | <u>1967</u> | <u>1968</u> | <u>1969</u> | <u>1970</u> |
|---------------|-------------------|-------------|-------------|-------------|-------------|-------------|-------------|-------------|-------------|-------------|
| 2021          | WINFIELD TWP      | 15.70       | 16.93       | 16.92       | 16.93       | 13.82       | 14.42       | 13.49       | 18.39       | 21.12       |
| WARREN COUNTY |                   |             |             |             |             |             |             |             |             |             |
| 2101          | ALLAMUCHY TWP     | 1.49        | 1.76        | 2.20        | 2.40        | 1.43        | 2.00        | 2.79        | 3.35        | 3.65        |
| 2102          | ALPHA BORO        | 2.48        | 2.58        | 2.68        | 2.85        | 2.49        | 3.17        | 3.63        | 3.61        | 4.20        |
| 2103          | BELVIDERE TOWN    | 2.54        | 2.85        | 3.33        | 3.09        | 3.17        | 3.67        | 3.38        | 3.22        | 3.27        |
| 2104          | BLAIRSTOWN TWP    | 2.55        | 1.83        | 2.18        | 2.10        | .69         | 8.46        | .44         | .90         | .93         |
| 2105          | FRANKLIN TWP      | 1.84        | 2.17        | 2.59        | 2.28        | 2.49        | 2.56        | 3.13        | 3.45        | 3.93        |
| 2106          | FRELINGHUYSEN TWP | 1.87        | 2.46        | 1.75        | 1.83        | 2.14        | 2.07        | 2.70        | 2.02        | 3.38        |
| 2107          | GREENWICH TWP     | 2.22        | 2.43        | 2.47        | 2.19        | 2.17        | 2.16        | 2.95        | 2.78        | 3.35        |
| 2108          | HACKETTSTOWN TOWN | 2.73        | 2.99        | 3.52        | 3.32        | 2.89        | 3.14        | 3.44        | 4.16        | 4.69        |
| 2109          | HARDWICK TWP      | 1.80        | 1.75        | 1.54        | 1.57        | 1.29        | 1.84        | 2.34        | 2.20        | 3.01        |
| 2110          | HARMONY TWP       | 2.10        | 2.67        | 2.90        | 2.58        | 1.94        | 2.49        | 2.57        | 3.05        | 3.29        |
| 2111          | HOPE TWP          | 1.90        | 2.28        | 2.36        | 2.98        | 1.86        | 1.84        | 2.12        | 2.57        | 2.97        |
| 2112          | INDEPENDENCE TWP  | 2.39        | 2.41        | 2.41        | 3.15        | 2.67        | 2.43        | 3.03        | 3.72        | 4.02        |
| 2113          | KNOX TWP          | 1.75        | 2.25        | 2.16        | 2.48        | 1.74        | 2.16        | 2.46        | 2.50        | 3.64        |
| 2114          | LIBERTY TWP       | 2.64        | 2.85        | 2.72        | 2.81        | 2.57        | 2.65        | 2.63        | 2.90        | 3.36        |
| 2115          | LUPATCONG TWP     | 1.89        | 2.31        | 2.38        | 2.22        | 2.23        | 2.56        | 2.50        | 2.20        | 2.60        |
| 2116          | MANSFIELD TWP     | 2.30        | 2.75        | 2.82        | 2.78        | 2.52        | 3.14        | 3.55        | 3.20        | 3.80        |
| 2117          | OXFORD TWP        | 2.57        | 3.24        | 3.61        | 3.57        | 3.21        | 3.27        | 3.77        | 3.59        | 4.23        |
| 2118          | PAHAQUARRY TWP    | 3.20        | 2.02        | 1.67        | 1.42        | .62         | .78         | .81         | 1.19        | 2.41        |
| 2119          | PHILLIPSBURG TOWN | 2.81        | 3.22        | 3.20        | 3.13        | 2.92        | 3.29        | 3.22        | 3.64        | 4.32        |
| 2120          | POHATCONG TWP     | 2.24        | 2.48        | 2.48        | 2.41        | 2.12        | 2.22        | 2.54        | 2.79        | 3.44        |
| 2121          | WASHINGTON BORO.  | 2.61        | 2.75        | 3.16        | 3.33        | 3.65        | 3.67        | 3.30        | 3.66        | 4.15        |
| 2122          | WASHINGTON TWP.   | 1.92        | 2.78        | 2.73        | 3.20        | 2.68        | 3.09        | 3.31        | 3.24        | 3.65        |
| 2123          | WHITE TWP         | 2.14        | 1.96        | 2.38        | 2.27        | 1.72        | 2.21        | 3.02        | 3.39        | 3.53        |

## GLOSSARY

ANNUAL BUDGET: the governing body of each local unit is required by law to adopt a budget for each calendar year. The law is N.J.S. 40A:4-1 et. seq., known as the "local budget law". Every municipality and county in New Jersey operates on a full cash basis.

ANNUAL DEBT STATEMENT: sworn statement filed by law by the chief financial officer of the local unit, attesting to the debt condition of the local unit. The law is N.J.S. 40A:2-1 et. seq., known as the "local bond law".

ASSESSED VALUATION: the proportional value of property assessed for real property taxation as determined by the local assessor whose jurisdiction extends over a municipal area. (See Net Valuation Taxable.)

ASSESSMENT OF TAXES: the process of levying property taxes proportioned to property value. The expenditure report line with this title includes expenditures incurred for supervision and maintenance of appraisal and assessment records, tax map preparation and maintenance, revaluation programs, and other activities of the local assessor and the County Board of Taxation.

AUTHORITIES: corporate public agencies created to perform specific functions within a local unit or region. Authorities have power to levy and collect service charges, incur debt, and operate autonomously.

AUTHORITY DEBT: indebtedness of an authority outstanding on the date specified.

BANK STOCK TAX: the tax paid to the county by banks on the value of their outstanding stock. In 1969 this revenue was shared by the county with the municipality in which the banks are located. In 1970 it will also be shared with the State.

BOND ORDINANCE: an ordinance adopted by the governing body of the local unit providing for the authorization of bonded indebtedness and repayment obligations under N.J.S. 40A:2-1 et. seq., known as the "local bond law".

CAPITAL DEBT: the long-term or short-term indebtedness authorized by bond ordinance for expenditures of a capital nature.

CAPITAL DEBT ISSUED AND OUTSTANDING: principal amount of all capital debt issued and unpaid on the date specified.

CAPITAL IMPROVEMENTS: the capital improvement expenditure data in this report includes: down payments on improvements (a 5% down payment is required in the "local bond law" when making an appropriation for improvement by ordinance), "Capital Improvement Fund" (which may be used to provide the necessary down payment or may be used to finance the improvement in whole or in part through an ordinance appropriation), other capital improvements appropriations from the current budgets for capital projects or items of equipment such as fire engines, road scrapers, ambulances, etc.)

CAPITAL OUTLAY: expenditures by ordinance or budget appropriation for the construction, purchase, or improvement of fixed assets such as buildings and equipment, parks and playgrounds, vehicular equipment, streets, roads, sidewalks, storm sewers, etc. (see list of Capital Outlay on individual pages of local units).

CASH BASIS BUDGET: a balanced budget, showing that there will be sufficient cash collected during the year to meet all debt service requirements, necessary operations of the local unit, and any mandatory payments required.

CHIEF FINANCIAL OFFICER: means the Director of Revenue and Finance, Comptroller, Treasurer, Collector or other financial officer of a municipality, or the treasurer of a county.

CORRECTIONAL AND PENAL: Emergency shelters for minors accused of a crime, penitentiaries, jails, and detention houses.

COUNTY: a local unit of government governed by a Board of Chosen Freeholders. The County is responsible for welfare, education, tax assessment, elections. (There are 21 counties in New Jersey.)

COUNTY EQUALIZATION RATIO: the equalization ratio used by the County Board of Taxation to calculate column 11 of the County Abstract of Ratables.

COUNTY EXTENSION SERVICES: farm and home demonstrations, 4-H Clubs, and related activities.

COUNTY TAXES: the amount paid by the municipality to the county for the municipal share of the county tax levy as apportioned by the County Board of Taxation.

CURRENT FINANCES: the current financial position of a local unit as reflected in its condensed current fund balance sheet for the fiscal year reported.

CURRENT TAXES: property taxes levied by the local unit for support of appropriations in the current budget.

DEBT LIMITATION: the statutory debt limit in New Jersey is 3 1/2% for municipalities and 2% for counties, computed on the "equalized valuation basis."

DEBT SERVICE: the payment made by the local unit of the principal, interest and other charges on the obligations issued by it whether temporary or permanent.

DEDUCTIONS (FROM GROSS DEBT TO CALCULATE NET DEBT): the "local bond law" defines the methods for calculating the deductible portion of gross capital debt. All school debt within the statutory limit is deductible. All self-liquidating or utility debt is deductible if the utility is self-sustaining. If the utility is not self-sustaining, the operating deficit is capitalized at 5% and becomes a charge against the debt limit of the municipality. The deductions from other debt come about through funds on hand, accounts receivable, and similar specific items allowable as deductions. Also bonds authorized by another Public Body to be guaranteed by the municipality are deductible.

DEFERRED CHARGES: unbudgeted expenditures, payment of prior year's bills, deferred charges to future taxation (appropriation in current budget for part payment of a capital item which reduces the amount necessary to finance a capital project), cash deficit of a previous year, emergencies of a prior year, etc.

DELINQUENT TAXES: all taxes unpaid at the close of the year.

DISTRICT SCHOOL TAXES: payments to the local school district, regional school district and consolidated school district for the support of the school budget.

EFFECTIVE TAX RATE: the effective tax rate is the tax rate which would apply if the property taxed were assessed at true value. Because New Jersey defines true value as market value, and conducts a statistically designed sales ratio program in order to calculate state promulgated equalization ratios, the effective property tax rate for New Jersey municipalities is the general tax rate multiplied by the equalization ratio.

ENVIRONMENTAL INSPECTION AND CONTROL: the expenditure line in this report includes these activities: code enforcement; building inspection; plumbing inspection; electrical inspection; elevator inspection; gas inspection; air conditioning inspection; heating plant inspections; housing and rooming house inspection; air pollution control; water pollution control; and sanitary inspections of nursing homes, hotels, motels, and trailer camps.

EQUALIZATION RATIO: the ratio of assessed value to true (market) value of real property.

EQUALIZED VALUATION: the true (market) value of real property, calculated by dividing the assessed value by the equalization ratio (see also State Equalized Value).

EQUALIZED VALUATION BASIS: the average of the three (3) preceding years of the sum total of: (a) the aggregate equalized valuations of real property as certified in the Table of Equalized Valuations published by the Director of the Division of Taxation of the Department of the Treasury on October 1st of each year; and (b) the assessed valuation of Class II railroad property as set forth in the Table of Equalized Valuations referred to in (a) above.



EXPENDITURES: actual cash disbursements plus amounts reserved to meet bills incurred during the year but unpaid at the close of the calendar year.

FISCAL YEAR: the fiscal year of all New Jersey counties and municipalities is the calendar year.

GENERAL TAX RATE: the general tax rate is the rate applied to the net taxable assessed valuation of a municipality to yield the required tax levy. It is the rate shown on the County Abstract of Ratables and on the tax bill. Because of varying assessment practices, it is a rate which has no meaning in comparative tax rate studies.

GROSS DEBT: includes all bonds and notes authorized or guaranteed by a local unit or a school district, whether or not issued. Does not include tax anticipation notes, emergency notes, special emergency notes, or utility revenue notes.

HEALTH SERVICES EXCEPT ENVIRONMENTAL: the municipal expenditure line in this report includes these activities: health boards and departments; physicians; visiting nurses; morgues; vital statistics; disease control; food; drug; food handling inspections; public baths; municipal child evaluation centers; municipal deprived children care; contributions to health organizations; narcotics centers; diagnostic centers; mental health and similar activities. The county expenditure line includes those of these activities not reported as a separate activity.

HUMAN RESOURCES: the expenditure line in this report includes activities such as those for youth, aging, Senior Citizens, child care centers, anti-poverty programs, head-start programs, etc.

LAND RECLAMATION AND CONSERVATION: the municipal expenditure line in this report includes these activities: water policy and conservation; flood prevention and damage; and conservation of natural resources.

LINE ITEM: A budget line item is an appropriation or a specific anticipated revenue. A property line item is an entry on the tax rolls.

LOCAL PURPOSE TAXES: the amount of taxes assessed to support the municipal budget (i.e. to operate and maintain the municipality and provide for municipal debt service.)

LOCAL UNIT: a county or municipality.

MOODY RATING: the Moody Rating is the credit rating given by the Moody's Investors Service.

MUNICIPAL FUNCTIONS: expenditures necessary to operate the municipality and provide the services required. (See list of functions and activities.)

MUNICIPAL PUBLIC UTILITY: an agency created to perform specific functions within a municipal, county, or regional area. Operations are separate and distinct from the local unit, but not autonomous with respect to it. There are now nine types of municipal utilities in New Jersey: airport, beach, water, water and sewer, sewer, harbor, electric, parking, swimming pool.

MUNICIPALITY: a municipal corporation (there are no unincorporated territories in New Jersey). The name of a New Jersey municipality (i.e. city, town, township, borough, or village) does not indicate size, population or form of government.

NET DEBT: the amount of authorized debt remaining after statutory deductions are taken. The present law limits the amount of net debt for municipalities to 3 1/2% of equalized valuation basis for the sum on municipal and school debt. The present law limits the amount of net debt for counties to 2% of equalized valuation basis.

NET VALUATION ON WHICH COUNTY TAXES ARE APPORTIONED: this figure is taken from column 11 of the County Abstract of Ratables. It includes the County equalization of net valuation taxable, plus several statutory adjustments, plus an equivalent valuation for the business personalty taxes collected and replaced by the State.

NET VALUATION TAXABLE: the assessed valuation of real property, excluding Class II railroad property, over which property taxes are levied. Telephone and telegraph equipment are assessed locally, and are included in this figure.

OTHER JUDICIAL: court attendants and services of court reporters.

OTHER PUBLIC WORKS: the expenditure line in this report includes these activities: motor vehicle maintenance and fueling; public works equipment purchase and maintenance; general administration of public works; recreational flying fields; transportation capital expenditures; marine and harbor improvements; water system and improvements; feasibility studies; and purchase of municipal utilities.

PARCEL: a parcel is a piece of property entered on the tax map as one unit and carried on the tax rolls for assessment and tax collection purposes as one unit.

PER CAPITA FIGURES: computations are based upon the estimated population for the report year. Care should be taken in using these figures for comparative purposes, since all services included are not necessarily provided to the residential population for the report year. Future research is planned to find a better measurement for cost comparisons.

PLANNING, HOUSING AND DEVELOPMENT: the expenditure line in this report includes these activities: zoning; urban renewal; housing; planning; economic development; industrial commissions; physical rehabilitation; model cities programs; boards of adjustment; tidelands and meadowlands development; urban development; and community planning.

PROPERTY ACQUIRED BY DEED OR FORECLOSURE: (Often referred to as foreclosed property.) When property taxes are unpaid, the collector is required by law to sell the property for non-payment of taxes. If there is no outside purchaser, the property is acquired by the municipality and the tax title lien is vested in the municipality. After two years from the date of the tax title lien sale, the municipality is permitted by law to foreclose the property owner's right of redemption of the lien and thus acquire title to the property.

RATABLE: a ratable is a taxable parcel of real property.

RESERVE FOR UNCOLLECTED TAXES: an item in the municipal budget which is designed to insure the municipality sufficient cash with which to carry out its functions after providing in full to other governmental units--local schools, county and special districts. This reserve becomes a tax levy added to the tax levy required to meet the budget, and represents the amount of tax monies expected to remain uncollected at the end of the year, based on the collection level of the previous year.

REVENUES: monies which were received during the calendar year. Surplus revenue may be in part offset by deferred charges and State Aid may be represented by State funds set aside as a reserve but not yet paid over.

SPECIAL DISTRICTS: independent governmental corporations created within a local municipal unit to provide definite functions and having power to tax, impose service charges and incur debt. They are autonomous, and their officials are usually elected, not appointed.

STANDARD AND POOR RATING: the Standard and Poor Rating is the credit rating given by the Standard and Poor Company.

STATE AID: revenues represent amounts received from the State under the several State Aid programs authorized by the State Legislature. These include State road aid, highway lighting, building allowances for Type I schools and others.

STATE EQUALIZATION RATIO: the equalization ratio promulgated by the Director of the Division of Taxation on October 1st of each year.

STATE EQUALIZED PROPERTY TAX RATES: derived by multiplying the general tax rate by the ratio of assessed value to true value (see table).

STATE EQUALIZED VALUE: the item reported in this report is calculated by dividing the net valuation taxable by the State Equalization Ratio to arrive at true value.

STATE EQUALIZED VALUATION: is promulgated by the Director of Taxation and represents a uniform computation of property value by formula designed to provide equitable distribution of State Aid programs.

STATUTORY: this term is used to identify a situation established by law. For example: a statutory expenditure is one required by law.

TAX RATE: means the general tax rate applicable to all taxable property. It is derived by dividing the total tax levy by the net valuation taxable. All tax rates shown are based upon \$100 valuation.

TAX TITLE LIENS: this asset is created as result of sale by municipality for non-payment of real estate taxes, delinquent assessments, utility charges or special district taxes.

TYPE I SCHOOL DEBT SERVICE: the amount of principal and interest included in the budget of the municipal corporation for payment of debt for school structures in Type I (formerly called Chapter VI) School Districts.

VETERAN AND SENIOR CITIZEN TAXES: veterans and senior citizens receive a special property tax deduction on their tax bill. The amount for veterans is \$50 and for senior citizens \$80. These deductions are summed for each municipality, and the total amount added to the budgeted tax levy before the tax rate is struck. This insures that the amount of money involved is raised by local property taxation. Thus, though the deductions are granted to qualifying owners, a tax is levied to finance the grant.

WEIGHTS AND MEASURES: county and local inspections of weighing and measuring equipment and related law enforcement.















