


**STATE  
OF  
NEW JERSEY**


**DEPARTMENT  
OF THE  
TREASURY**



**FISCAL REPORT**

**1959**

**John A. Kervick    State Treasurer**  
**Abram M. Vermeulen · Director, Division of Budget and Accounting**



Trenton, New Jersey,  
December 15, 1959

*To Governor Robert B. Meyner and  
Members of the Legislature:*

The General State Fund closed the fiscal year ending last June 30, with a surplus of \$8,442,094.25.

General Fund revenues for the year equalled \$372,709,260.53 and were approximately \$2,300,000 higher than originally anticipated by the Legislature when it enacted the Appropriations Bill for 1958-59. Some revenue sources produced more than was originally anticipated, but these

increases were offset to a considerable degree by under-runs in others. The schedules which follow indicate in detail, the year's earnings as against the amounts originally anticipated.

Unanticipated collections in the General fund during 1958-59 included the return of \$4,434,451 advanced for the acquisition of Round Valley and Spruce Run water projects. The Legislature provided for the return of these funds when it enacted the Statute providing for the sale of bonds for water development purposes.

The tables which follow summarize the fiscal activity for the year, not only in the General Fund but also in the various Dedicated and Trust funds.

# COMPARATIVE STATEMENT OF OPERATIONS

(All Funds)

## REVENUES

MAJOR TAXES AND LICENSES:	1958-59	1957-58	Increase
Motor Vehicle Fees, etc. ....	\$67,337,799.71	\$63,424,047.04	\$3,913,752.67
Motor Fuels Tax .....	92,467,526.37	70,156,837.74	22,310,688.63
Railroad Tax—Main Stem .....	2,758,569.53	2,765,121.20	*6,551.67
Railroad Tax—Franchise .....	391,666.54	793,018.54	*401,352.00
Railroad Tax—Local .....	14,959,731.24	14,513,827.66	445,903.58
Transfer Inheritance Tax .....	20,621,813.27	18,667,414.07	1,954,399.20
Alcoholic Beverage Tax and Licenses .....	20,827,095.15	19,958,282.71	868,812.44
Miscellaneous Corporation Tax .....	48,162,485.21	29,006,237.85	19,156,247.36
Foreign Insurance Corporation Tax .....	14,402,188.14	13,697,833.33	704,354.81
Pari-Mutuel Racing Tax .....	23,661,549.21	24,790,128.86	*1,128,579.65
Cigarette Tax .....	37,951,108.73	35,488,105.87	2,463,002.86
Unemployment Compensation Tax .....	96,696,172.66	91,946,382.43	4,749,790.23
Temporary Disability Tax .....	12,197,089.41	11,703,286.43	493,802.98
Unsatisfied Claim and Judgment Fees .....	766,661.27	1,943,717.89	*1,177,056.62
Motor Vehicle Liability Security Tax .....	674,343.06	1,165,497.76	*491,154.70
Miscellaneous .....	7,590,055.55	7,685,948.82	*95,893.27
Total Tax and License Revenue .....	\$461,465,855.05	\$407,705,688.20	\$53,760,166.85
<b>OTHER REVENUES:</b>			
Federal Aid .....	\$172,464,484.70	\$97,467,229.52	\$74,997,255.18
Departmental Sales and Services .....	27,135,937.54	24,583,591.30	2,552,346.24
Other Sources .....	27,758,695.44	31,828,932.69	*4,070,237.25
Total Other Revenues .....	\$227,359,117.68	\$153,879,753.51	\$73,479,364.17
Total Revenues .....	\$688,824,972.73	\$561,585,441.71	\$127,239,531.02
Sale of Water Development Bonds .....	\$25,000,000.00	\$ .....	\$25,000,000.00
Totals .....	\$713,824,972.73	\$561,585,441.71	\$152,239,531.02
<b>EXPENDITURES:</b>			
Direct State Charges .....	\$294,287,859.90	\$237,493,882.61	\$56,793,977.29
State Aid and Subventions .....	424,658,911.19	384,821,641.99	39,837,269.20
Total Expenditures .....	\$718,946,771.09	\$622,315,524.60	\$96,631,246.49
Excess of Expenditures Over Revenues .....	\$5,121,798.36	\$60,730,082.89	

<sup>1</sup> Does not include \$8,940,000 reduction in State Bonded Debt

<sup>2</sup> Does not include \$8,860,000 reduction in State Bonded Debt

\*Denotes red figure

## FEDERAL AID

The following comparative statement reflects Federal Aid received by the State. The statement indicates the purposes for which the funds are intended and used.

### COMPARATIVE STATEMENT OF FEDERAL AID

<i>For:</i>	1958-59	1957-58
Highway Purposes .....	\$74,307,061.00	\$53,388,479.00
Unemployment Compensation Administration .....	12,750,783.38	11,196,397.55
Unemployment Compensation Benefits .....	46,060,661.50	.....
Unemployment Compensation Veterans Benefits .....	1,540,007.50	1,579,766.50
Unemployment Compensation Fed. Emp. Benefits .....	2,483,885.00	1,865,419.00
Unemployment Compensation Ex-Servicemens Benefits ..	2,137,799.50	.....
Education .....	5,089,973.27	3,908,665.18
Hospitals and Mental Clinics .....	2,485,797.22	2,060,199.83
Airport Development .....	231,135.56	82,792.29
<i>For Social Security Subsidies:</i>		
Old Age Assistance .....	9,879,397.00	9,986,102.31
Dependent Children .....	8,503,701.89	6,471,871.45
Blind .....	685,902.39	612,092.10
Permanently and Totally Disabled .....	2,827,014.43	2,501,239.20
Crippled Children .....	206,839.80	205,762.41
Health .....	995,922.28	900,531.54
Vocational Rehabilitation .....	877,092.16	782,018.97
All Other .....	1,401,510.82	1,925,892.19
<i>Totals</i> .....	\$172,464,484.70	\$97,467,229.52

## EXPENDITURES

Expenditures of \$718,946,771. in 1958-1959 represents an increase of \$96,631,246. over those of 1957-58. This increase reflects additional costs of approximately \$8,000,000. in educational aid, \$5,000,000. in welfare and \$24,000,000. in unemployment compensation benefits. Expenditures for highway construction show an increase of approximately \$36,000,000., and the cost of new buildings, land and equipment increased by approximately \$1,700,000. Expenditures for general

state purposes show increases in salaries, wages, and personal services of approximately \$7,500,000., State pensions \$1,500,000., additions and improvements \$1,300,000., and materials and supplies \$1,300,000. Decreases were reflected in expenditures for temporary disability benefits \$1,000,000.

The following statement reflects the expenditures on an objective basis.

### COMPARATIVE STATEMENT OF STATE EXPENDITURES OBJECTIVELY (All Funds)

	1958-59	1957-58
<i>General State Purposes:</i>		
Salaries, Wages and Personal Services .....	\$110,556,474.06	\$103,055,493.45
Materials and Supplies .....	21,497,484.03	20,104,730.97
Services other than Personal .....	9,565,701.61	8,756,505.46
Current Repairs and Maintenance .....	1,781,893.68	1,704,970.38
State Pensions .....	11,564,260.05	10,009,473.91
Interest on State Bonds .....	1,877,610.00	2,061,592.50
Purchase by Contract:		
Higher Education .....	10,971,848.01	10,206,419.27
Highway Maintenance .....	1,029,521.87	887,936.36
Institutional Care .....	41,709.82	106,912.39
Additions and Improvements .....	2,680,147.38	1,369,897.45
All Other .....	8,227,162.71	2,713,662.73
<i>Total General State Purposes</i> .....	<u>\$179,793,813.22</u>	<u>\$160,977,594.87</u>
<i>State Aid Purposes:</i>		
Education .....	\$121,869,650.64	\$113,644,512.77
Welfare .....	53,406,552.95	48,347,141.13
Highway .....	16,987,877.48	16,985,564.61
Unemployment Compensation Benefits .....	198,557,520.52	174,102,069.20
Temporary Disability Benefits .....	11,297,856.15	12,272,463.95
Locally Shared Taxes .....	16,787,942.83	16,439,179.09
All Other .....	5,751,510.62	3,030,711.24
<i>Total State Aid Purposes</i> .....	<u>\$424,658,911.19</u>	<u>\$384,821,641.99</u>
<i>Capital Purposes:</i>		
New Building, Land and Equipment .....	\$7,714,688.99	\$6,035,475.20
Highway Construction .....	106,441,447.15	69,985,346.83
Waterways .....	337,910.54	495,465.71
<i>Total Capital Purposes</i> .....	<u>\$114,494,046.68</u>	<u>\$ 76,516,287.74</u>
<i>Total of All Expenditures</i> .....	<u>\$718,946,771.09</u>	<u>\$622,315,524.60</u>

The foregoing statement indicates that of the total expenditures, \$424,658,911., or 59.1%, were for local level purposes and the balance of \$294,287,860., or 40.9% went for State level activities. The comparable figures for the previous fiscal year

were \$384,821,642., or 61.8% and \$237,493,883 or 38.2% respectively.

To reflect the total expenditures on a functional basis a comparative statement is submitted.

**COMPARATIVE STATEMENT OF STATE EXPENDITURES  
FUNCTIONALLY  
(All Funds)**

	1958-59	1957-58
Legislative .....	\$ 1,739,438.06	\$ 1,859,671.47
Judicial .....	2,964,374.57	2,919,376.16
General Administration .....	17,123,613.50	15,306,011.84
Military and Law Enforcement .....	19,230,117.96	18,489,030.95
Regulation of Business and Industry .....	7,680,450.37	7,004,284.23
Agriculture .....	4,523,636.98	3,803,605.65
Education .....	147,536,597.96	133,225,607.71
Institutions .....	61,072,646.78	61,757,839.88
Welfare .....	<sup>1</sup> 275,941,682.49	<sup>2</sup> 239,079,254.45
Conservation of Property and Natural Resources .....	15,343,260.33	11,203,764.44
Health and Sanitation .....	3,903,588.28	3,466,107.69
Highways .....	144,571,396.18	107,486,849.51
Locally Shared Taxes .....	16,990,432.53	16,439,179.09
All Other .....	325,535.10	274,941.53
<b>Totals .....</b>	<u><u>\$718,946,771.09</u></u>	<u><u>\$622,315,524.60</u></u>

<sup>1</sup> Includes \$198,557,520.52 unemployment compensation and \$11,297,856.15 Temporary Disability Benefits.

<sup>2</sup> Includes \$174,102,069.20 Unemployment Compensation and \$12,272,463.95 Temporary Disability Benefits.

The foregoing comments and statements pertain to those funds under the control of both the State Treasurer and the Director of the Division of Budget and Accounting. They do not include revenues and expenditures of quasi-public funds over which the Treasurer exercises only custodial control, such as the various pension funds. Com-















plete statistics on the operation of these funds appear in the reports published by the various boards of trustees having control of these funds.



The comments and charts which follow will portray, in detailed form, the various sources of New Jersey's revenues and expenditures.















Respectfully submitted,

JOHN A. KERVICK,  
*State Treasurer.*

ABRAHAM M. VERMEULEN,  
*Director, Division of Budget  
and Accounting.*

<p>MOTOR FUEL TAXES</p>  <p>\$92,467,526</p>	<p>TOTAL REVENUE</p> <p>\$ 688,824,972</p>	<p>INVESTMENT EARNINGS</p>  <p>\$ 5,406,345</p>
<p>MOTOR VEHICLE FEES</p>  <p>\$ 67,337,799</p>	<p>DEPARTMENTAL REVENUE</p>  <p>\$ 27,135,937</p>	<p>FEDERAL AID</p>  <p>\$ 172,464,484</p>
<p>CORPORATION TAXES</p>  <p>\$ 62,564,673</p>	<p>ALCOHOLIC BEVERAGE TAXES &amp; LICENSES</p>  <p>\$ 20,827,095</p>	<p>UNEMPLOY'T COMP. TAXES &amp; EARNINGS</p>  <p>\$ 106,012,295</p>
<p>CIGARETTE TAXES</p>  <p>\$ 37,951,108</p>	<p>RAILROAD TAXES</p>  <p>\$ 18,109,967</p>	<p>TEMP. DISABILITY TAXES</p>  <p>\$ 12,197,089</p>
<p>RACING REVENUE</p>  <p>\$ 23,661,549</p>	<p>TRANSFER INHERITANCE TAXES</p>  <p>\$ 20,621,813</p>	<p>OTHER SOURCES</p>  <p>\$ 22,067,286</p>


**FISCAL STATEMENT**  
 (ALL FUNDS)  
**1958 - 59**


<p>WELFARE</p>  <p>\$ 275,941,682</p>	<p>LOCALLY SHARED TAXES</p>  <p>\$ 16,998,446</p>	<p>AGRICULTURE</p>  <p>\$ 4,523,636</p>
<p>EDUCATION</p>  <p>\$ 147,536,597</p>	<p>GENERAL ADMINISTRATION</p>  <p>\$ 17,123,613</p>	<p>HEALTH &amp; SANITATION</p>  <p>\$ 3,903,588</p>
<p>HIGHWAYS</p>  <p>\$ 144,571,396</p>	<p>CONSERVATION OF NAT. RESOURCES</p>  <p>\$ 15,343,260</p>	<p>JUDICIAL</p>  <p>\$ 2,964,374</p>
<p>INSTITUTIONS</p>  <p>\$ 61,072,646</p>	<p>REG. OF BUSINESS &amp; PROFESSIONS</p>  <p>\$ 7,672,436</p>	<p>LEGISLATIVE</p>  <p>\$ 1,739,438</p>
<p>MILITARY &amp; LAW ENFORCEMENT</p>  <p>\$ 19,230,117</p>	<p>TOTAL EXPENDITURES</p> <p>\$ 718,946,771</p>	<p>ALL OTHERS</p>  <p>\$ 325,535</p>

## NEW JERSEY'S PRINCIPAL SOURCES OF REVENUE (All Funds)

*Motor Fuels Taxes*—Collected by the Division of Taxation from licensed motor fuels distributors. Taxes collected on motor fuels used in airplanes, ambulances, farm equipment, etc., are refunded. Rate since July 1, 1958, five cents per gallon. Revenue for fiscal year 1958-59, \$92,467,526.

*Motor Vehicle Fees, etc.*—Fees for motor vehicle registrations, drivers' licenses, certificates of ownership, etc. are collected by the Division of Motor Vehicles. Revenue for fiscal year 1958-59 was \$67,337,800.

*Pari-Mutuel Racing Revenue*—State's share of commissions, breakage, uncashed pari-mutuel tickets, fees and fines collected by the New Jersey Racing Commission. Pari-mutuel commission rate in 1958-59, 6% to the track and 7% to the State on the first forty million dollars; 5% to the track and 8% to the State above forty million dollars. The State receives all breakage up to ten cents. State's revenue for fiscal year 1958-59, \$23,661,549.

*Corporation Taxes*—These include the taxes on miscellaneous corporations, domestic life insurance corporations and foreign insurance corporations collected by the Division of Taxation. A revision of the Corporation Business Tax Act of 1945 effective on January 1, 1959 provided for a new tax on Miscellaneous Corporations (both domestic and foreign) based on allocable net income at the rate of 1¾% in addition to the previous tax based on net worth. Revenue for fiscal year 1958-59, \$62,564,673., of which \$18,698,030. represented receipts from the new corporate income tax. This division also collects a financial business tax which is distributed to counties and municipalities where such companies are doing business; this revenue for the fiscal year 1958-59 amounted to \$756,493.

*Alcoholic Beverage Taxes and Licenses*—The tax is collected by the Division of Taxation and the license fees by the Division of Alcoholic Beverage Control from State licensees, i.e., manufacturers, wholesalers, transporters and warehousemen. Tax rates range from 3⅓ cents per gallon on malt beverages to \$1.50 per gallon on liquors. Revenue for the fiscal year 1958-59, taxes \$20,002,067 and licenses, \$825,028.

*Railroad Taxes*—A property tax and a franchise tax levied upon railroad property and net railway operating income. Taxes on main stem property and franchise taxes on operating income for the fiscal year 1958-59 amounted to \$3,150,236. Taxes on second-class railroad property amounting to \$14,959,731 were collected by the State and distributed to various municipalities of the State.

*Transfer Inheritance Taxes*—Collected by the Division of Taxation upon the transfer of property by will or intestate laws and by transfer to take effect at death or in contemplation thereof. Revenue for the fiscal year 1958-59, \$20,621,813.

*Cigarette Taxes*—Collected by the Division of Taxation through the sale of cigarette tax stamps to licensed distributors. Tax rate since April 16, 1956, five cents per standard pack. Revenue for the fiscal year 1958-59, \$37,951,109.

*Unemployment Compensation Taxes and Earnings*—Collected by the Division of Employment Security from employees and employers. Employees contribute at the rate of ¼ of 1% of the first \$3,000 of taxable wages received in each calendar year. Employers contribute at rates ranging from .3 of 1% to 3% of taxable payrolls. Taxes collected for 1958-59, \$96,696,173, earnings credited by the U. S. Treasurer \$9,316,123.

*Temporary Disability Benefits Taxes*—Collected by the Division of Employment Security from employees and employers. Employees contribute at the rate of ½ of 1% of the first \$3,000 of taxable wages received in each calendar year. Employers contribute at rates ranging from .1 to .75 of 1% of taxable payrolls. Taxes for fiscal year 1958-59, \$12,197,089.

*Investment Earnings*—Earnings on State funds and other Dedicated and Trust funds invested, and in interest-bearing bank deposits amounted to \$5,406,346 for the fiscal year 1958-59, exclusive of the earnings of the State Unemployment Compensation Tax Fund. Earnings credited to this fund by the U. S. Treasurer amounted to \$9,316,123 as already mentioned above.

*Unsatisfied Claim and Judgment Fees*—Collected by the Division of Motor Vehicles from uninsured registered owners of motor vehicles and from insurers. Rates are subject to the requirements of the fund. Each uninsured motor vehicle was liable to a maximum charge of \$10.00

upon registration. Revenue for fiscal year 1958-59, \$766,661.

*Federal Aid*—Grants and allotments from the Federal Government for such programs as vocational rehabilitation, public assistance, highways and education. Revenue for fiscal year 1958-59, \$172,464,485.

*Departmental Revenue*—Includes revenue from institutional care, educational fees collected by State Colleges, filing fees, permits and miscellaneous. Revenue for fiscal year 1958-59, \$27,135,938.

There are many instances where the statutes provide that certain revenues be added to current appropriations, to be expended in accordance with such statutes. An example of this is found in the appropriations for the Division of Planning and Development in the Department of Conservation and Economic Development, shown on Exhibit "B", Schedule II, Account N20. It will be noted that the original appropriation was \$4,229,271, to which was added (also by statute) an unencumbered balance from the previous fiscal year \$3,012,625 and revenue earned during 1958-59, \$1,646,306.

## INVESTMENT OF STATE FUNDS

No changes were made to the very satisfactory procedures established over the past few years with respect to the management of State funds.

As mentioned in previous reports, the development of a chart of estimated receipts and disbursements for the General Treasury over the course of a fiscal year has been a great help in investing temporary surplus funds to their utmost productivity.

The earnings on the investment of General Treasury funds alone amounted to \$1,209,502. The Temporary Disability Benefits Fund earned

\$2,542,860, and the aggregate earnings on twenty-five other Dedicated and Trust Funds amounted to \$1,653,983 with the exception of the State Police Retirement and Benevolent Fund, no Pension Funds are included in these earnings' analysis. These Pension Funds publish their own annual reports.

Such gratifying results are made possible through the cooperation and unity of effort among the offices of the Director of Budget and Accounting, the State Treasurer, and the Director of the Division of Investments.

## STATE EXPENDITURES

*Welfare*—More than 38% of total State expenditures were for welfare purposes. A total of \$275,941,682 provided aid for crippled children, the aged, the mentally ill, dependent children, the unemployed and the physically disabled. Of the total \$198,557,521 represents unemployment compensation benefits and \$11,297,856 was for temporary disability benefits.

*Education*—Of the total State expenditures for 1958-59, \$147,536,600 or approximately 21% was for educational purposes. Of this total \$87,776,000 represents State aid to local districts. The balance was spent for the operation of the six State Colleges, School of Conservation, School for the Deaf, the State Library and the State Museum, and the purchase of higher education at Rutgers University, Douglass College, Newark College of Engineering and Newark Technical School. Debt service on 1951 State Teachers College construction bonds is also included in this balance.

*Highways*—The total amount expended in 1958-59 for highway purposes was \$144,571,396 or over 20% of total State expenditures. Of this sum \$16,987,877 was distributed to counties and municipalities as State aid for road purposes. The balance was for construction and maintenance of State roads, grade crossing elimination and debt service on 1930 highway improvement and grade crossing elimination bonds.

*Institutions*—A total of \$61,072,647 was spent for the operation of the State's hospitals, correctional institutions and other agencies of the Department of Institutions and Agencies.

*Locally Shared Taxes*—The State Treasurer distributed to counties and municipalities in 1958-59, the sum of \$16,998,446 as follows: railroad taxes for local purposes \$14,959,731; 5% of inheritance tax collections \$1,041,839; financial business tax \$759,897; foreign fire insurance premiums tax \$210,504; billboard licensing fees \$18,461; poultry and solid fuel license fees \$8,014.

*General Administration*—A total of \$17,123,614 was spent to operate those agencies whose duties include the assessing, collecting, disbursing and auditing of funds and the general administration of State affairs. Such agencies as the Governor's Office, Secretary of State, the Division of Budget and Accounting and the Division of Taxation of the Department of the Treasury are in this category.

*Military and Law Enforcement*—In 1958-59 the expenditure for this purpose was \$19,230,118. The money was spent to operate the State Police, Board of Tenement House Supervision, the Division of Motor Vehicles, the Department of Defense, including the National Guard and Civil Defense.

*Regulation of Business and Professions*—In 1958-59 a total of \$7,672,436 was spent for the operation of those agencies which regulate business, professions and industries by licensing, auditing and inspections. In this category are the Divisions of Alcoholic Beverage Control, Weights and Measures, Labor, Racing, Athletic, Banking and Insurance, Public Utility, Office of Milk Industry, professional licensing boards and various other regulatory agencies.

*Conservation of Property and Natural Resources*—Included in the expenditure of \$15,343,260 under this caption is the sum of \$4,705,602

representing State aid. The balance is the cost of operating the Department of Conservation and Economic Development, South Jersey Port Commission and Palisades Interstate Park.

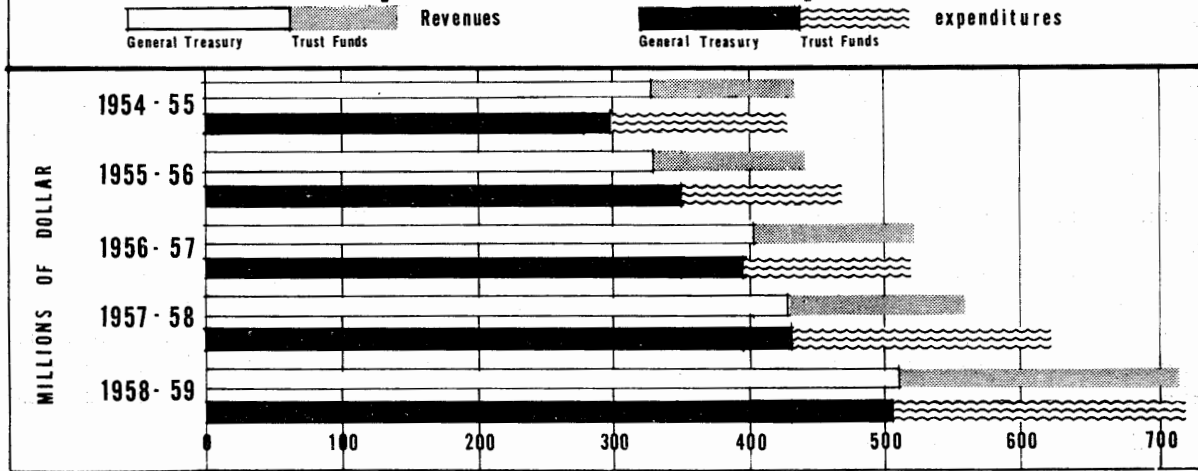
*Agriculture*—For 1958-59 the State spent \$4,523,637 for the operation of the Department of Agriculture and the Agricultural Experiment Station.

*Health and Sanitation*—The State spent \$3,903,588 to finance the various activities of the Department of Health and the Interstate Sanitation Commission. Typical programs are public health, maternal and child care, crippled children, rabies control, communicable and chronic diseases control and examination of public water systems and sewage treatment plants.

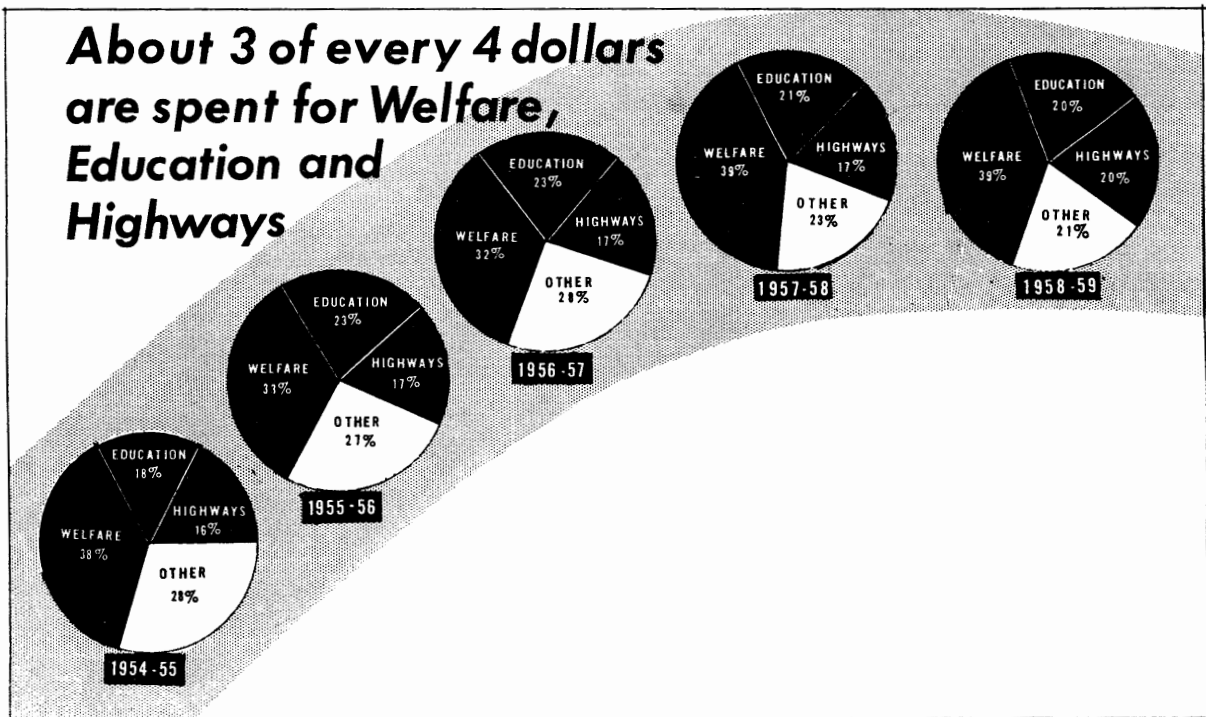
*Judicial*—For 1958-59, \$2,964,375 was spent in operating the State Judiciary, which includes the Supreme Court, the Superior Court, County Courts, County District Courts, Juvenile and Domestic Relations Courts and Criminal Judicial District Courts.

*Legislative*—For 1958-59, \$1,739,438 was spent for the activities of the Legislature, including advisory commissions and committees, the State Auditor's Office, the Law Revision and Legislative Services Commission and the Legislative Budget and Finance Director.

# Revenues and Expenditures Rise as Population Increases



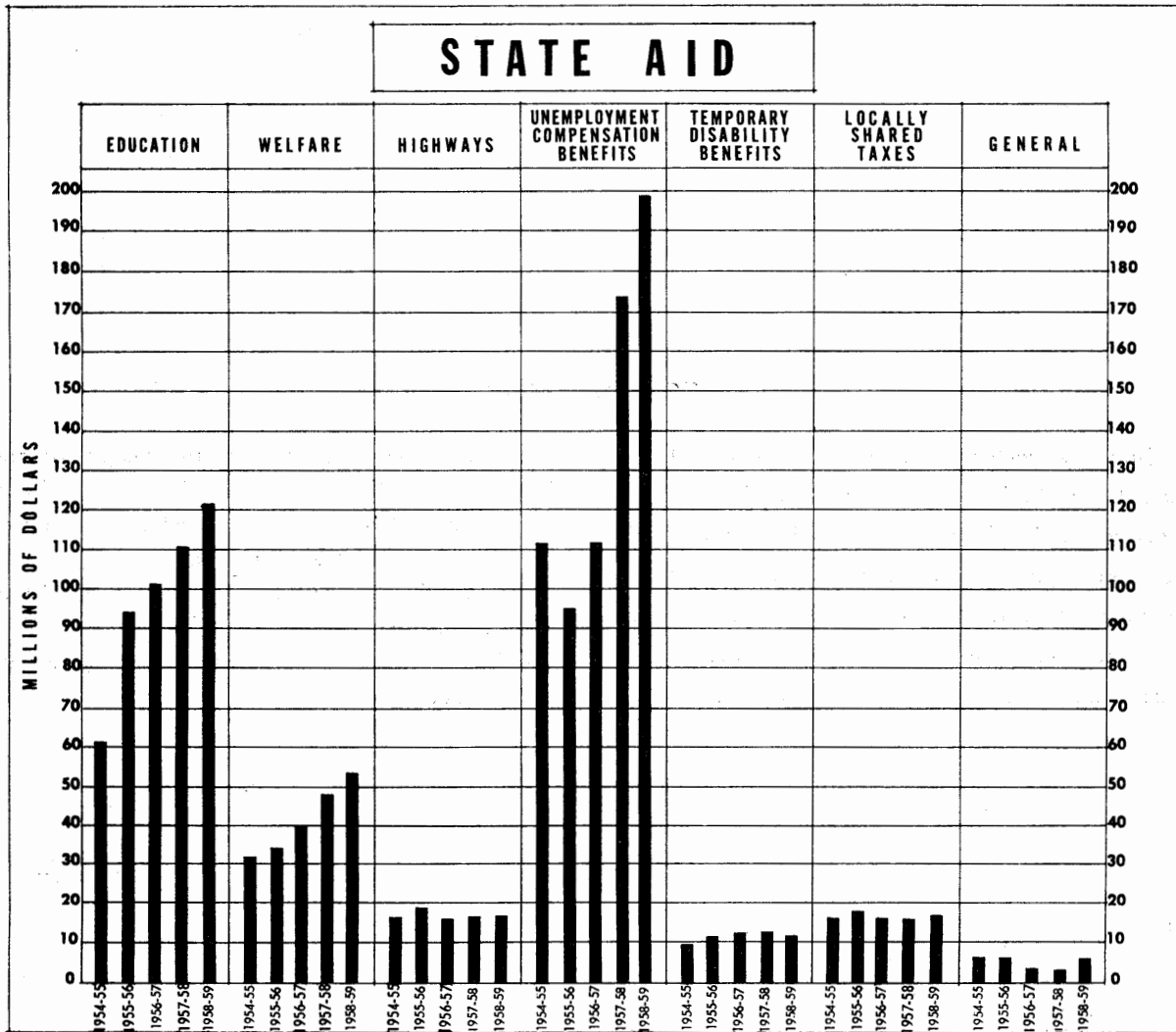
	1954-1955	1955-1956	1956-1957	1957-1958	1958-1959
<b>Revenues:</b>					
General Treasury .....	\$329,100,369	\$332,534,328	\$402,201,158	\$429,639,396	\$509,141,317
Trust Funds .....	103,461,085	111,185,977	123,034,767	131,946,046	204,683,655
<b>Total .....</b>	<b>\$432,561,454</b>	<b>\$443,720,305</b>	<b>\$525,235,925</b>	<b>\$561,588,442</b>	<b>\$713,824,972</b>
<b>Expenditures:</b>					
General Treasury .....	\$299,589,480	\$351,012,249	\$396,156,762	\$431,043,375	\$506,661,048
Trust Funds .....	140,365,467	119,341,613	127,026,620	191,272,150	212,285,723
<b>Total .....</b>	<b>\$439,954,947</b>	<b>\$470,353,862</b>	<b>\$523,183,382</b>	<b>\$622,315,525</b>	<b>\$718,946,771</b>
<b>Population (Estimated) ...</b>	<b>5,420,000</b>	<b>5,545,000</b>	<b>5,629,000</b>	<b>5,749,000</b>	<b>5,875,000</b>



In 1940 the population of New Jersey was 4,160,165. By 1959 it had grown to a figure estimated at 5,875,999, an increase of 41%. Providing essential governmental services for this increase population has taken, and continues to take, large investments by the State.

Increased population means new schools for children, new and enlarged institutions for the ill, more parks, more and better health services, larger welfare aid and so on.


However, despite the increased expenditures the per capita State tax in New Jersey is still the lowest in the 48 States.



The chart of State Aid expenditures for the last five years depicts the upward trend in amounts spent for educational purposes. Expenditures in this field have spiraled from \$62,200,000 in 1954-55 to \$121,900,000 in 1958-59. The figure for 1954-55 includes amounts contributed by the State to the State University, whereas these contribu-

tions for 1958-59—almost \$11,000,000—are not included, being now listed under “Purchase By Contract”.

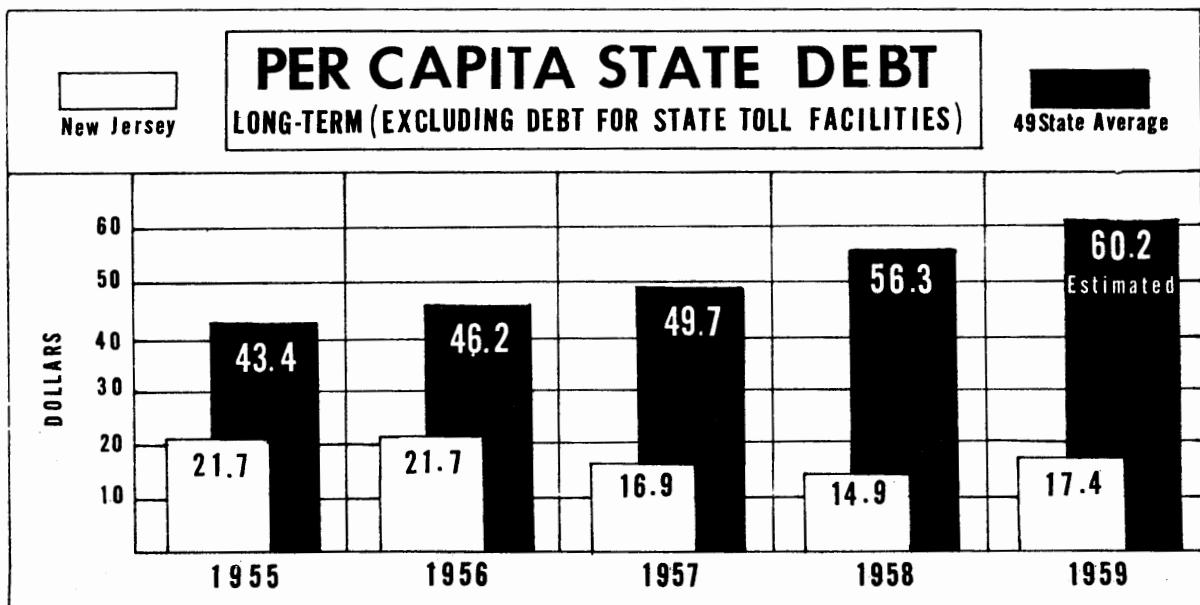
The sharp increase in 1958 for Unemployment Compensation benefits over all previous years reflects the impact of the brief economic recession which developed during the second half of Fiscal 1958 and carried into the first half of Fiscal 1959.



### STATE DEBT

States, as well as individuals and corporations, sometimes find it necessary and desirable to borrow funds. New Jersey has borrowed funds for such purposes as highway improvements, elimination of railroad crossings, construction of State teachers colleges, new and expanded mental institutions, and emergency housing. All bond

issues must be approved by the people of the State. During this fiscal year a \$25,000,000 Bond issue was floated for Water Development, and at the same time \$8,940,000 of outstanding bonds were retired. As a result, the balance of the State Debt as at June 30, 1959 was increased by \$16,060,000 over the preceding year-end balance of \$86,000,000.



**FINANCIAL EXHIBITS AND SCHEDULES**

## EXHIBIT "A"—Consolidated Balance

ASSETS	June 30, 1959	June 30, 1958
<b>The State Had Available to Meet Its Obligations:</b>		
<b>CASH AND CASH ITEMS:</b>		
Demand cash in Treasurer's Central Accounts .....	\$ 23,946,705.66	\$ 28,539,157.75
Demand cash in Departmental Accounts and Petty Cash .....	9,234,709.46	5,745,941.72
Cash in State General Investment Account awaiting Investment .....	21,558.41	297,389.78
Time, Savings and Savings and Loan Accounts .....	7,085,937.50	7,370,937.50
Unemployment Compensation Funds in Hands of U.S. Treasurer .....	<u>335,662,135.42</u>	<u>374,824,446.67</u>
<b>Total Cash and Cash Items .....</b>	<b><u>\$375,951,046.45</u></b>	<b><u>\$416,777,873.42</u></b>
<b>INVESTMENTS:</b>		
Securities held in Investment Accounts (cost) .....	\$247,085,866.99	\$221,591,313.71
Less Reserve for Unamortized Premiums and Discounts .....	<u>857,366.99</u>	<u>1,362,163.71</u>
<b>Par Value .....</b>	<b>\$ 246,228,500.00</b>	<b>\$ 220,229,150.00</b>
Other Securities .....	<u>188,700.00</u>	<u>188,700.00</u>
<b>Total Securities .....</b>	<b><u>\$246,417,200.00</u></b>	<b><u>\$220,417,850.00</u></b>
<b>ACCOUNTS RECEIVABLE:</b>		
Railroad Taxes .....	\$165,174.02	\$165,174.02
Inheritance Taxes .....	875,858.84	937,214.31
New York Port Authority .....	4,514,426.00	4,514,426.00
Federal Government for Highway Purposes .....	127,589,803.70	89,578,428.86
Counties—1837 Surplus Revenue Fund .....	21,822.69	21,822.69
Veterans' notes in Default (Cost) .....	<u>\$2,222,618.43</u>	<u>\$2,306,891.85</u>
Less reserve for doubtful accounts .....	<u>2,222,618.43</u>	<u>2,306,891.85</u>
Proposed Water Bond Issue .....	\$.....	\$ 250,000.00
Accounts collectible through various departments .....	11,802,355.57	9,578,243.68
Less reserve for doubtful accounts .....	<u>1,126,015.52</u>	<u>1,119,113.95</u>
Other Miscellaneous Accounts .....	100,177.28	26,034.21
Less reserve for doubtful accounts .....	<u>8,565.41</u>	<u>8,565.41</u>
<b>Total Accounts Receivable .....</b>	<b><u>\$ 143,935,037.17</u></b>	<b><u>\$ 103,943,664.41</u></b>
<b>OTHER ASSETS:</b>		
State Purchase Revolving Fund (inventories and miscellaneous) .....	\$550,000.00	\$550,000.00
Unamortized premiums on investments .....	696,656.20	1,183,300.72
Due from sale of Water Development Bonds .....	20,850,000.00	.....
Amount to be raised for future redemption of State Bonds and certificates of Agricultural College .....	<u>102,521,000.00</u>	<u>86,461,000.00</u>
<b>Totals .....</b>	<b><u>\$890,920,939.82</u></b>	<b><u>\$829,333,688.55</u></b>

## New Jersey

## Sheet—As at June 30, 1959 and 1958

LIABILITIES	June 30, 1959	June 30, 1958
<b>CURRENT DEBT:</b>		
Accounts Payable and Commitments—		
Current Fiscal Year .....	\$160,579,790.95	\$122,111,257.62
Prior Fiscal Years .....	1,773,997.87	2,734,045.31
Inheritance Tax Distribution to Counties .....	1,041,839.48	786,332.23
Railroad Taxes to Counties and Municipalities .....	164,803.54	164,803.54
Matured State Bonds .....	6,000.00	6,000.00
Interest on Matured State Bonds .....	27,678.91	29,085.07
Total Current Debt .....	<u>\$163,594,110.75</u>	<u>\$125,831,523.77</u>
APPROPRIATION BALANCES IN FORCE .....	<u>\$119,292,441.61</u>	<u>\$60,187,598.94</u>
DEFERRED REVENUES (Applicable to Next Fiscal Year) .....	<u>\$5,901,175.10</u>	<u>\$5,109,869.71</u>
<b>FUNDED DEBT:</b>		
State Bonds .....	\$102,405,000.00	\$86,345,000.00
Certificates of Agricultural College .....	116,000.00	116,000.00
1837 Surplus Revenue Certificates .....	764,670.44	764,670.44
Total Funded Debt .....	<u>\$103,285,670.44</u>	<u>\$87,225,670.44</u>
<b>RESERVES AND SURPLUSES:</b>		
General Treasury surplus not available .....	\$813,700.00	\$738,700.00
General Treasury surplus available for appropriations .....	8,442,094.25	20,700,314.35
Reserve for Unemployment Compensation Benefits .....	338,061,982.38	378,547,287.99
Reserve for Temporary Disability Benefits .....	93,221,033.94	96,109,245.91
Other Dedicated and Trust Fund Reserves .....	53,308,731.35	54,883,477.44
Total Reserves and Surpluses .....	<u>\$498,847,541.92</u>	<u>\$550,979,025.69</u>
<b>Totals</b> .....	<u><u>\$890,920,939.82</u></u>	<u><u>\$829,333,688.55</u></u>

State of New Jersey  
 EXHIBIT "B"—Comparative Balance Sheet—As of June 30, 1959, and June 30, 1958  
 General Treasury\*

ASSETS	June 30, 1959		June 30, 1958	
The General Treasury Had Available to Meet Its Obligations:				
Demand Cash in Banks in Treasurer's Central Accounts	\$	\$10,973,602.70	\$	\$16,617,116.84
Demand Cash in Departmental Accounts		8,995,813.88		5,553,699.46
Petty Cash		52,000.00		52,000.00
Investments and Monies Awaiting Investment:				
Demand Cash in General Investment Account		21,558.41		297,389.78
Securities in General Investment Account—Cost	81,145,110.79		72,283,362.99	
Less Reserve for Unamortized Premiums and Discounts	160,710.79	80,984,400.00	178,862.99	72,104,500.00
Time, Savings, and Savings and Loan Account		7,085,937.50		7,370,937.50
Other Securities (Par)		188,700.00		188,700.00
Taxes Receivable—Inheritance and Railroad Taxes		1,041,032.86		1,102,388.33
Accounts Receivable:				
From Federal Government for Highway Purposes		†127,589,803.70		89,578,428.86
From Port of New York Authority		4,514,426.00		4,514,426.00
From Dedicated and Trust Funds		1,857,353.44		313,892.63
From Proposed Water Bond Issue				250,000.00
Other Accounts Receivable Collectible Through Various Departments	7,979,267.80		7,024,997.15	
Less Reserve for Future Credits and doubtful Accounts	1,126,015.52	6,853,252.28	1,119,113.95	5,905,883.20
Loans Receivable—Miscellaneous	270,539.48		158,937.43	
Less Reserve for Future Credits and Doubtful Accounts	8,565.41	261,974.07	8,565.41	150,372.02
State Purchase Revolving Fund		550,000.00		550,000.00
Veterans' Education Revolving Fund (Contra)		27,985.74		40,227.28
Or Total Assets of		\$250,997,840.58		\$204,589,961.90
LIABILITIES				
The General Treasury Had Liabilities of:				
Accounts Payable for:				
Prior Fiscal Years	1,773,997.87		\$2,734,045.31	
Current Fiscal Year (Schedule II)	155,926,083.01		116,885,658.63	
Railroad Taxes Payable to Counties and Municipalities	164,803.54		164,803.54	
Motor Fuels Tax Refunds	900,000.00		900,000.00	
Loans Payable to Veterans' Guaranteed Loan Fund (Contra)	27,985.74		40,227.28	
Or Total Liabilities of		158,792,870.16		120,724,734.76
Leaving a Net Excess of Assets Over Liabilities of		\$92,204,970.42		\$83,865,227.14
Of this excess there will be needed for unobligated appropriation balances which do not lapse on June 30	76,877,638.87		57,183,439.86	
There must be reserved for revenue received this year but applicable to next year	5,901,175.10		5,109,869.71	
There must be reserved to cover non-liquid assets unavailable for subsequent appropriations	984,062.20		871,603.22	
Total Requirements Against Net Assets		83,762,876.17		63,164,912.79
Leaving a Surplus as of June 30 of		\$8,442,094.25		‡\$20,700,314.35

\* Does not include Dedicated or Trust Funds or Bonded Indebtedness.

†Includes \$2,260,819.00 Loan Funds from Federal Government to be repaid by deductions from 1960 and 1961 Federal Aid Allotments and \$42,613.00 Loan Funds to be deducted from 1961 and 1962 Federal Aid Allotments.

‡Includes Cancellation of 1956-57 appropriation to Teachers Pension Fund due to provision of Chapter 37 of the laws of 1955.



State of  
**EXHIBIT "B"—Schedule I—Statement of Revenue**

	Anticipated to June 30, 1959	Realized to June 30, 1959
<b>LEGISLATURE:</b>		
Law Revision & Bill Drafting Commission .....	\$ .....	\$ .....
N. J. Metropolitan Rapid Transit Commission .....	.....	141,417.59
<b>DEPARTMENT OF LAW AND PUBLIC SAFETY:</b>		
Tenement House Supervision .....	\$25,000.00	\$37,617.00
Hotel Fire Safety Inspection Fees .....	27,000.00	29,052.00
Alcoholic Beverage Licenses .....	820,000.00	825,028.07
Motor Vehicle Fees .....	57,000,000.00	61,254,698.54
Motor Vehicle Truck Increases .....	6,000,000.00	6,083,101.17
Motor Vehicle Bus Excise Tax .....	100,000.00	99,650.90
Security Responsibility Bureau .....	548,816.33	597,568.14
Division of Weights & Measures .....	46,700.00	46,322.90
Division of Law .....	.....	.....
Division of Law—Trans. from Vet. Guaranteed Loan Fund .....	5,000,000.00	5,000,000.00
Veterans Guaranteed Loan Fund—Admin. Expense Fund .....	.....	.....
Unsatisfied Claim & Judgment Fund Bureau .....	85,000.00	85,000.00
Division of State Police (General) .....	.....	.....
Division of Motor Vehicle .....	.....	.....
Division of Professional Boards .....	.....	.....
Board of Public Accountants .....	24,487.00	24,487.00
Board of Architects .....	35,523.00	36,523.00
Board of Dentistry .....	40,048.00	40,048.00
Board of Mortuary Science .....	34,857.00	34,857.00
Board of Prof. Engineers & Land Surveyors .....	53,361.00	53,361.00
Board of Medical Examiners .....	68,097.00	68,097.00
Board of Nursing .....	108,928.00	108,928.00
Board of Optometrists .....	20,220.00	20,220.00
Board of Pharmacy .....	63,773.00	63,773.00
Board of Veterinary Medical Examiners .....	2,445.00	2,445.00
Board of Shorthand Reporting .....	365.00	365.00
Board of Ophthalmic Dispensers & Technicians .....	9,661.00	9,661.00
Board of Beauty Culture .....	150,000.00	171,715.80
	<u>\$70,265,281.33</u>	<u>\$74,692,519.52</u>
<b>DEPARTMENT OF THE TREASURY:</b>		
Second Class Railroad Tax .....	\$ .....	\$ .....
Main Stem and Franchise Railroad Taxes .....	4,000,000.00	3,150,236.07
Transfer Inheritance Tax .....	17,500,000.00	20,621,813.27
Miscellaneous Corporation Tax .....	56,300,000.00	47,200,261.25
Domestic Life Insurance Corporation Tax .....	700,000.00	962,223.96
Foreign Insurance Corporation Tax .....	14,000,000.00	14,402,188.14
Financial Business Tax .....	.....	.....
Cigarette Tax .....	35,500,000.00	37,951,108.73
Beverage Tax .....	20,300,000.00	20,002,067.08
Motor Fuels Tax .....	88,500,000.00	92,467,526.37
Public Utility Tax (Administration) .....	34,021.00	34,445.29
Outdoor Advertising Tax .....	90,000.00	85,923.16
Contributions to N. J. Firemen's Home & Assoc. ....	.....	.....
Division of Local Government .....	94,000.00	116,297.37
Racing Tax .....	24,500,000.00	23,661,549.21
Earnings on Investments in General Investment Acct. ....	2,200,000.00	1,209,502.30
Dividends .....	18,870.00	18,870.00
Interest on Deposits .....	225,000.00	169,354.02
Personal Property Escheats .....	350,000.00	93,492.23
Unclaimed Bank Deposits Escheats .....	105,000.00	149,797.59
Unclaimed Life Insurance Escheats .....	7,500.00	10,226.90
Transfer from Disability Benefit Fund .....	56,155.00	48,141.00
Transfer from Employment Security Division .....	64,480.00	72,367.56
Bureau of Architecture Fees .....	.....	.....
Division of Budget & Accounting .....	.....	.....
Fed. Receipts of Leased Lands acquired for Flood Control .....	.....	.....
Pension & Social Security Administration Account .....	566,000.00	605,855.70
Division of Purchase & Property .....	.....	.....
Transfer from Disability Benefit Fund .....	36,000.00	.....
State Purchase Fund .....	.....	.....
Bureau of Architects .....	.....	.....
Cafeteria—State House .....	85,450.00	85,450.00
Cafeteria—Highway .....	47,890.00	47,566.84
Excise Tax on Personal Communication Messages .....	.....	.....
Bureau of Public Pensions .....	.....	.....
State Employees Payroll Deduction Adjustment Fund .....	.....	.....
State Employees Federal Income Tax Levy Fund .....	.....	.....
	<u>\$265,280,366.00</u>	<u>\$263,166,264.04</u>

\* Denotes red figure

Anticipated and Amounts Actually Realized (On Accrual Basis)

	100 Per Cent of Current Year Elapsed Per Cent Realized to June 30, 1959	Unrealized to June 30, 1959	Anticipated to June 30, 1958	Realized to June 30, 1958	100 Per Cent of Last Year Elapsed Per Cent Realized to June 30, 1958	Unrealized to June 30, 1958	Revenues Applicable to Specific Appropriations June 30, 1959	June 30, 1958
...	\$	\$	\$	\$	\$	\$	\$	\$
...	<b>*141,417.59</b>							
150	*\$12,617.00	\$23,000.00	\$29,503.50	128	*\$6,503.50	\$	\$	
108	*2,052.00	29,000.00	28,199.50	97	800.50			
101	*5,028.07	900,000.00	819,394.35	91	80,605.65			
107	*4,254,698.54	62,500,000.00	55,441,112.83	89	7,058,887.17		1,080,000.00	
101	*83,101.17	5,500,000.00	6,902,934.21	126	*1,402,934.21			
99	349.10	105,000.00	94,240.90	90	10,759.10			
109	*48,751.81	512,086.66	517,871.33	101	*5,784.67			
99	377.10	50,000.00	46,274.90	93	3,725.10			
...						366,765.80	166,088.99	
100						60,350.00	54,881.30	
100						14,452.30	95,565.15	
...						992,777.29	982,386.91	
...						80.00	554.33	
...							480,917.90	
100						7,189.00		
100						16,485.10		
100						4,201.00		
100						5,923.00		
100						4,276.00		
100						11,721.50		
100						37,091.11		
100						551.10		
100						11,255.88		
100						3,080.00		
100						40.00		
100						451.00		
114	*21,715.80	160,000.00	155,899.02	97	4,100.98			
106	<b>*\$4,427,238.19</b>	<b>\$69,779,086.66</b>	<b>\$64,035,430.54</b>	<b>92</b>	<b>\$5,743,656.12</b>	<b>\$1,536,690.08</b>	<b>\$2,860,394.58</b>	
79	\$ 849,763.93	4,300,000.00	3,558,139.74	83	741,860.26	\$14,959,731.24	\$14,513,827.66	
118	*3,121,813.27	16,500,000.00	18,667,414.07	113	*2,167,414.07			
84	9,099,738.75	27,300,000.00	28,348,947.59	104	*1,048,947.59			
137	*262,223.96	700,000.00	657,290.26	94	42,709.74			
103	*402,188.14	14,000,000.00	13,697,833.33	98	302,166.67			
107	*2,451,108.73	34,500,000.00	35,488,105.87	103	*988,105.87	756,492.64	881,592.13	
99	297,932.92	19,700,000.00	19,138,888.36	97	561,111.64			
104	*3,967,526.37	73,000,000.00	70,156,837.74	96	2,843,162.26			
101	*424.29	30,600.00	32,416.44	106	*1,816.44			
95	4,076.84	90,000.00	87,841.97	98	2,158.03	5,536.35	4,351.59	
124	*22,297.37	85,000.00	111,420.31	131	*26,420.31	210,503.70	222,531.33	
97	838,450.79	23,800,000.00	24,790,128.86	104	*990,128.86			
55	990,497.70	2,200,000.00	2,338,271.58	106	*138,271.58			
100		18,870.00	18,870.00	100				
75	55,645.98	225,000.00	180,099.54	80	44,900.46			
27	256,507.77	250,000.00	201,881.50	81	48,118.50			
143	*44,797.59	90,000.00	108,983.97	121	*18,983.97			
136	*2,726.90	5,000.00	10,349.93	207	*5,349.93			
86	8,014.00	61,520.00	51,591.44	84	9,928.56	5,051.39	4,828.22	
112	*7,887.56	61,405.00	58,420.41	95	2,984.59			
...							15,000.00	
...						1,070.63	2,073.32	
107	*39,855.70	360,465.00	411,773.77	114	*51,308.77		100,000.00	
...								
...	36,000.00	40,000.00	35,094.10	88	4,905.90			
...						2,981,975.65	2,904,467.86	
100						64,700.00	93,860.90	
99	323.16					7,147.83	91,931.24	
...							45,866.11	
...			48,986.72		*48,986.72	2,002.84	2,066.37	
...						3,996.12	3,787.75	
...						5,002.91		
99	<b>\$2,114,101.96</b>	<b>\$217,317,860.00</b>	<b>\$218,199,587.50</b>	<b>100</b>	<b>*\$881,727.50</b>	<b>\$19,003,211.30</b>	<b>\$18,886,184.48</b>	

State of

EXHIBIT "B"—Schedule I—Statement of Revenue

	Anticipated to June 30, 1959	Realized to June 30, 1959
<b>DEPARTMENT OF STATE</b>		
General Revenue .....	\$650,000.00	\$804,389.26
Commissions .....	80,000.00	82,410.00
Athletic Commissioner .....	30,000.00	36,390.37
Athletic Commissioner—Trust Fund .....	.....	.....
	<u>\$760,000.00</u>	<u>\$923,189.63</u>
<b>DEPARTMENT OF BANKING AND INSURANCE</b>		
General Revenue .....	\$1,820,000.00	\$1,813,803.62
Division of Real Estate Commission .....	380,000.00	397,737.00
National Association of Insurance Commissioners Trust Fund .....	.....	.....
	<u>\$2,200,000.00</u>	<u>\$2,211,540.62</u>
<b>DEPARTMENT OF AGRICULTURE</b>		
General Revenue .....	\$70,000.00	\$59,990.08
Office of Milk Industry .....	200,000.00	195,736.20
Federal Agricultural Loan Fund .....	.....	.....
Federal Grants for Statistical Services .....	.....	.....
Poultry Products Promotion Tax Account .....	.....	.....
Federal Grants for Marketing Expansion .....	.....	.....
Seed Potato Tax Account .....	.....	.....
	<u>\$270,000.00</u>	<u>\$255,726.28</u>
<b>DEPARTMENT OF DEFENSE</b>		
Armory Rentals .....	\$75,000.00	\$81,703.54
Federal Service Contracts .....	130,000.00	143,558.68
National and/or State Guard .....	.....	.....
Civil Defense .....	.....	.....
Federal Aid—Civil Defense .....	.....	.....
Federal Aid—Survival Plan Project—Mercer Co. ....	.....	.....
Federal Surplus Property Program .....	.....	.....
	<u>\$205,000.00</u>	<u>\$225,262.22</u>
<b>DEPARTMENT OF PUBLIC UTILITIES</b>		
General Revenue .....	\$65,000.00	\$69,764.22
<b>DEPARTMENT OF HEALTH</b>		
General Revenue .....	\$80,000.00	\$81,458.35
Rabies Control Fund .....	100,000.00	83,429.01
Transfer from Rabies Control Fund .....	.....	16,312.84
Board of Barber Examiners .....	85,000.00	89,084.00
Public Health—Federal Funds .....	.....	.....
Maternal & Child Health—Federal Funds .....	.....	.....
Rapid Treatment V. D.—Federal Funds .....	.....	.....
Water Pollution Control .....	.....	.....
Polio Diagnostic Services—Federal Funds .....	.....	.....
Virology Diagnostic Services—Asiatic Infl. Fed. Funds .....	.....	.....
Radiation Research Project I—Federal Funds .....	.....	.....
Radiation Research Project II—Federal Funds .....	.....	.....
Lymphoma Investigation Grant—Federal Fund .....	.....	.....
Crippled Children—Federal Funds .....	.....	.....
Alcoholism Project Federal Funds .....	.....	.....
	<u>\$265,000.00</u>	<u>\$270,284.20</u>

\* Denotes red figure

Anticipated and Amounts Actually Realized (On Accrual Basis)—Continued

100 Per Cent of Current Year Elapsed Per Cent Realized to June 30, 1959	Unrealized to June 30, 1959	Anticipated to June 30, 1958	Realized to June 30, 1958	100 Per Cent of Last Year Elapsed Per Cent Realized to June 30, 1958	Unrealized to June 30, 1958	Revenues Applicable to Specific Appropriations	
						June 30, 1959	June 30, 1958
124	*\$154,389.26	\$820,000.00	\$591,190.18	72	\$228,809.82	\$.....	\$.....
103	*2,410.00	80,000.00	73,980.00	92	6,020.00	.....	.....
121	*6,390.37	20,000.00	42,577.05	213	*22,577.05	.....	.....
...	.....	.....	.....	...	.....	.....	.....
121	*\$163,189.63	\$920,000.00	\$707,747.23	77	\$212,252.77	\$.....	\$.....
99	\$6,196.38	\$1,650,000.00	\$1,762,392.66	107	*\$112,392.66	\$.....	\$.....
105	*17,737.00	390,000.00	372,040.00	95	17,960.00	.....	.....
...	.....	.....	.....	...	.....	15,816.25	15,806.87
101	*\$11,540.62	\$2,040,000.00	\$2,134,432.66	105	*\$94,432.66	\$15,816.25	\$15,806.87
86	\$10,009.92	\$68,000.00	\$69,121.35	102	*\$1,121.35	\$.....	\$.....
98	4,263.80	220,000.00	199,040.43	90	20,959.57	.....	.....
...	.....	.....	.....	...	.....	42,038.13	74,329.36
...	.....	.....	.....	...	.....	20,502.64	10,918.45
...	.....	.....	.....	...	.....	179,126.10	84,936.41
...	.....	.....	.....	...	.....	16,665.75	25,000.00
...	.....	.....	.....	...	.....	14,797.49	1,083.60
95	\$14,273.72	\$288,000.00	\$268,161.78	93	\$19,838.22	\$273,130.11	\$196,267.82
109	*\$6,703.54	\$85,000.00	\$95,892.20	113	*\$10,892.20	\$.....	\$.....
110	*13,558.68	143,000.00	149,264.16	104	*6,264.16	.....	.....
...	.....	.....	.....	...	.....	165.90	3,106.68
...	.....	.....	.....	...	.....	17,780.22	17,478.07
...	.....	.....	.....	...	.....	16,993.91	29,973.17
...	.....	.....	.....	...	.....	108,811.44	179,296.79
...	.....	.....	.....	...	.....	24,712.96	1,700.75
110	*\$20,262.22	\$228,000.00	\$245,156.36	108	*\$17,156.36	\$168,464.43	\$231,555.46
107	*\$4,764.22	\$65,000.00	\$67,540.58	104	*\$2,540.58	\$.....	\$.....
102	*\$1,458.35	\$90,000.00	\$79,738.24	89	\$10,261.76	\$.....	\$.....
83	16,570.99	22,907.00	7,675.39	34	15,231.61	.....	89,267.21
...	*16,312.84	.....	.....	...	.....	.....	.....
105	*4,084.00	85,000.00	88,159.00	104	*3,159.00	.....	.....
...	.....	.....	.....	...	.....	575,381.00	580,912.04
...	.....	.....	.....	...	.....	239,497.28	205,723.00
...	.....	.....	.....	...	.....	27,379.00	29,590.00
...	.....	.....	.....	...	.....	78,935.00	68,306.50
...	.....	.....	.....	...	.....	2,000.00	6,000.00
...	.....	.....	.....	...	.....	.....	3,800.00
...	.....	.....	.....	...	.....	.....	4,500.00
...	.....	.....	.....	...	.....	60,530.00	1,700.00
...	.....	.....	.....	...	.....	9,200.00	.....
...	.....	.....	.....	...	.....	206,839.80	205,762.41
...	.....	.....	.....	...	.....	3,000.00	.....
102	*\$5,284.20	\$197,907.00	\$175,572.63	89	\$22,334.37	\$1,202,762.08	\$1,195,561.16

State of

EXHIBIT "B"—Schedule I—Statement of Revenue

	Anticipated to June 30, 1959	Realized to June 30, 1959
<b>DEPARTMENT OF LABOR AND INDUSTRY:</b>		
Division of Labor—General Revenue .....	\$225,000.00	\$238,826.85
Workmen's Compensation Tax Division .....		
Transfer from 1% Compensation Tax Fund .....	50,000.00	50,000.00
Wage & Hour Trust Fund .....		
Federal Grants for Statistical Purposes .....		
1% Compensation Tax Fund .....	320,000.00	320,000.00
Division of Employment Security .....		
Transfer from Disability Benefits Fund .....	1,183,312.00	1,183,312.00
Rehabilitation Commission (State) .....		
Rehabilitation Commission (Federal Fund) .....	890,682.00	818,089.67
Old Age Survivors Insurance (Federal Fund) Administration .....		
	<u>\$2,668,994.00</u>	<u>\$2,610,228.52</u>
<b>DEPARTMENT OF CONSERVATION AND ECONOMIC DEVELOPMENT</b>		
Division of Planning & Development .....	\$440,000.00	\$426,273.79
State Housing—Rentals .....	50,000.00	295,770.42
State Housing—Sale of Units .....	2,000,000.00	1,113,173.02
Division of Water Policy & Supply .....		
The Garden Club of New Jersey Fund .....		
Brussels Worlds Fair Guide Program .....		
Excess Diversion Fees .....	150,000.00	139,237.87
Well Drillers Licenses .....	15,000.00	15,094.00
Division of Shell Fisheries .....	120,000.00	78,712.38
Morris Canal & Banking Company .....	50,000.00	50,000.00
Delaware & Raritan Canal .....	235,000.00	170,511.30
Federal Forest Fires Fund .....		
Federal Forest Nursery Fund .....		
Federal Farm Forestry Fund .....		
Federal Soils Bank Account Fund .....		
New Jersey Pilot Commissioners .....	16,010.00	16,010.00
Federal Airport Grant Fund .....		
Pequest Watershed Project .....		
Planning of Small Watersheds—Federal Aid .....		
Federal Reimbursement State Share Beach Protection .....		
Washington Headquarters Association—Trust Fund .....		
New Jersey Emergency Housing .....		
Paulinskill Watershed Program .....		
Stony Brook Watershed .....		
Stony Brook Watershed—Forest Management Program—Fed. Fd. ....		
Federal Aid for Fisheries (Dingell-Johnson Act) .....		
Division of Fish & Game .....	1,488,000.00	1,417,633.77
Public Shooting & Fishing Grounds .....		
Public Shooting & Fishing Grounds—Federal Aid .....	116,000.00	116,000.00
	<u>\$4,680,010.00</u>	<u>\$3,838,416.55</u>

\* Denotes red figure

Anticipated and Amounts Actually Realized (On Accrual Basis)—Continued

100 Per Cent of Current Year Elapsed Per Cent Realized to June 30, 1959	Unrealized to June 30, 1959	Anticipated to June 30, 1958	Realized to June 30, 1958	100 Per Cent of Last Year Elapsed Per Cent Realized to June 30, 1958	Unrealized to June 30, 1958	Revenues Applicable to Specific Appropriations	
						June 30, 1959	June 30, 1958
106	*\$13,826.85	\$250,000.00	\$219,730.37	88	\$30,269.63	\$19,835.74	\$18,960.00
...	.....	.....	.....	...	.....	1,357.54	.....
100	.....	50,000.00	50,000.00	100	.....	.....	.....
...	.....	.....	.....	...	.....	589.54	291.25
...	.....	.....	.....	...	.....	15,100.00	15,108.00
100	.....	.....	.....	...	.....	120,567.82	400,172.71
...	.....	.....	.....	...	.....	12,754,553.86	11,196,397.55
100	.....	.....	.....	...	.....	98,543.61	1,237,849.81
...	.....	.....	.....	...	.....	10,286.45	12,000.00
92	72,592.33	856,000.00	782,191.93	91	73,808.07	60,593.45	.....
...	.....	.....	.....	...	.....	414,861.77	287,074.69
98	\$58,765.48	\$1,156,000.00	\$1,051,922.30	91	\$104,077.70	\$13,496,289.78	\$13,167,854.01
97	\$13,726.21	\$400,000.00	\$402,067.60	101	*\$2,067.60	\$1,646,306.25	\$1,903,330.25
592	*245,770.42	125,000.00	611,040.55	489	*486,040.55	.....	.....
56	886,826.98	300,000.00	509,062.91	170	*209,062.91	.....	.....
...	.....	.....	.....	...	.....	19,895.00	10,422.00
...	.....	.....	.....	...	.....	.....	2,000.00
93	10,762.13	145,000.00	161,497.78	111	*16,497.78	.....	14,575.00
101	*94.00	20,000.00	18,072.00	90	1,928.00	.....	.....
66	41,287.62	108,000.00	112,314.78	...	*4,314.78	.....	.....
100	.....	.....	.....	...	.....	105.82	36,921.85
73	64,488.70	131,500.00	153,791.62	117	*22,291.62	.....	.....
...	.....	.....	.....	...	.....	90,191.37	92,391.21
...	.....	.....	.....	...	.....	7,042.76	6,849.87
...	.....	.....	.....	...	.....	24,664.45	20,950.51
...	.....	.....	.....	...	.....	2,009.83	.....
100	.....	.....	.....	...	.....	1,271.85	16,071.82
...	.....	.....	.....	...	.....	231,135.56	82,792.29
...	.....	.....	.....	...	.....	182.98	1,361.59
...	.....	.....	.....	...	.....	368.48	.....
...	.....	.....	.....	...	.....	53,075.10	394,754.10
...	.....	.....	.....	...	.....	.....	125.10
...	.....	.....	.....	...	.....	6,104.35	1,895.06
...	.....	.....	.....	...	.....	408.23	.....
...	.....	.....	.....	...	.....	3,300.00	3,300.00
...	.....	.....	.....	...	.....	657.64	.....
95	70,366.23	.....	.....	...	.....	.....	26,220.05
...	.....	.....	.....	...	.....	.....	1,352,667.61
100	.....	.....	.....	...	.....	161,725.66	153,944.88
...	.....	.....	.....	...	.....	.....	136,456.09
82	\$841,593.45	\$1,229,500.00	\$1,967,847.24	160	*\$738,347.24	\$2,248,445.33	\$4,257,029.28

State of

EXHIBIT "B"—Schedule I—Statement of Revenue

	Anticipated to June 30, 1959	Realized to June 30, 1959
<b>DEPARTMENT OF EDUCATION:</b>		
Veterans Education Revolving Fund .....	\$ .....	\$ .....
Federal Food Lunch Program .....	.....	.....
Federal Special School Milk Program .....	.....	.....
Federal Vocational Education—Smith-Hughes Fund .....	105,700.00	94,300.31
Federal Vocational Education—George-Barden Fund .....	.....	.....
National Defense Educational Act—Federal Fund .....	.....	.....
George Barden—Practical Nurse Training .....	.....	.....
Federal Extension of Public Library Service to Rural Areas .....	.....	.....
State Board of Examiners .....	38,000.00	45,270.30
Academic Certificate Fund .....	38,000.00	42,014.00
Educational Grants & Subsidies .....	.....	.....
Camille & Henry Dreyfus Foundation Fund .....	.....	.....
State Colleges		
Glassboro .....	444,375.00	479,640.19
National Defense Educational Act—Student Loan Fund .....	.....	.....
Jersey City .....	163,185.00	181,616.15
National Defense Educational Act—Student Loan Fund .....	.....	.....
Newark .....	29,500.00	2,973.79
National Defense Educational Act—Student Loan Fund .....	.....	.....
Paterson .....	280,920.00	291,243.99
National Defense Educational Act—Student Loan Fund .....	.....	.....
Montclair .....	433,100.00	481,592.74
National Science Foundation Grant—Federal Fund .....	.....	.....
National Defense Educational Act—Student Loan Fund .....	.....	.....
Montclair Student Activity Fund .....	.....	.....
Trenton .....	554,480.00	631,420.08
National Defense Educational Act—Student Loan Fund .....	.....	.....
Trenton Student Activity Fund .....	.....	.....
Newark State College at Union .....	273,700.00	309,548.52
Federal Research Project for Mentally Retarded .....	.....	.....
School for the Deaf .....	14,000.00	14,263.24
School of Conservation .....	50,446.00	42,223.37
Agricultural Experiment Station .....	80,000.00	75,782.42
Fertilizer Inspection Fees .....	125,000.00	113,213.17
U. S. Appropriation for Agricultural College .....	.....	.....
State Museum—Service Charges .....	5,000.00	7,859.11
Transfer from School Fund .....	560,000.00	604,023.14
Transfer from 1837 Surplus Revenue Fund .....	19,000.00	27,200.06
Miscellaneous .....	.....	.....
	<b>\$3,214,406.00</b>	<b>\$3,444,184.58</b>
<b>STATE HIGHWAY DEPARTMENT</b>		
Miscellaneous Revenue .....	\$65,000.00	\$84,132.49
Federal Aid .....	.....	.....
Reimbursement from State Highway Authority .....	.....	.....
Reimbursement from Delaware River Port Authority .....	.....	.....
Flood Damage to Bridges—Delaware River Bridge Commission .....	.....	.....
Construction Repairs—State Highways Damaged by Flood .....	.....	.....
Construction Repairs—County & Municipal Roads .....	.....	.....
State Aid to Counties & Municipalities .....	.....	.....
Construction Costs: Pennsylvania-New Jersey Scudder's Falls Bridge .....	.....	.....
	<b>\$65,000.00</b>	<b>\$84,132.49</b>
<b>DEPARTMENT OF INSTITUTIONS &amp; AGENCIES:</b>		
Department of Institutions & Agencies—Central Office .....	\$ .....	\$59,627.44
Bureau of Assistance & Central Office—Federal Aid .....	174,000.00	192,697.78
Transfer from Federal Aid—Mental Hygiene Clinics .....	.....	.....
Governors Study Commission, Organizational Structure .....	.....	.....
Social Science Research Fund .....	.....	.....

\* Denotes red figure

Anticipated and Amounts Actually Realized (On Accrual Basis)—Continued

100 Per Cent of Current Year Elapsed Per Cent Realized to June 30, 1959	Unrealized to June 30, 1959	Anticipated to June 30, 1958	Realized to June 30, 1958	100 Per Cent of Last Year Elapsed Per Cent Realized to June 30, 1958	Unrealized to June 30, 1958	Revenues Applicable to Specific Appropriations	
						June 30, 1959	June 30, 1958
...	\$.....	\$.....	\$.....	...	\$.....	\$11,888.00	\$12,606.74
...	.....	.....	.....	...	.....	.....	1,337,152.00
89	11,399.69	100,128.00	31,610.07	88	12,493.13	164,294.09	1,572,362.00
...	.....	.....	56,024.80	...	.....	448,335.71	167,833.97
...	.....	.....	.....	...	.....	.....	452,288.11
...	.....	.....	.....	...	.....	642,756.50	.....
...	.....	.....	.....	...	.....	85,783.00	56,191.22
119	*7,270.30	36,000.00	52,015.15	144	*16,015.15	.....	74,163.00
111	*4,014.00	34,000.00	36,615.00	108	*2,615.00	.....	.....
...	.....	.....	.....	...	.....	3,356,254.29	36,800.00
...	.....	.....	.....	...	.....	2,013.00	190,000.00
108	*35,265.19	366,000.00	435,168.61	119	*69,168.61	83,654.03	65,781.67
111	*18,431.15	156,900.00	134,539.23	86	22,360.77	18,023.00	.....
...	.....	.....	.....	...	.....	55,295.49	29,926.49
10	26,526.21	275,200.00	246,768.78	90	28,431.22	4,271.10	.....
...	.....	.....	.....	...	.....	.....	131,017.78
104	*10,323.99	262,700.00	246,257.92	94	16,442.08	2,306.66	.....
111	*48,492.74	432,200.00	402,426.55	93	29,773.45	83,999.70	50,463.80
...	.....	.....	.....	...	.....	30,751.11	.....
...	.....	.....	.....	...	.....	132,907.51	79,660.13
...	.....	.....	.....	...	.....	85,888.78	.....
...	.....	.....	.....	...	.....	23,452.45	.....
114	*76,940.08	518,100.00	590,353.86	114	*72,253.86	18.00	.....
...	.....	.....	.....	...	.....	175,962.96	81,954.10
...	.....	.....	.....	...	.....	2,597.00	.....
113	*35,848.52	.....	.....	...	.....	26.40	.....
...	.....	.....	.....	...	.....	161,363.90	.....
102	*263.24	15,000.00	13,541.36	90	1,458.64	26,938.00	30,200.00
84	8,222.63	.....	.....	...	.....	11,708.50	13,762.07
95	4,217.58	75,000.00	81,318.43	108	*6,318.43	17,976.83	61,650.02
91	11,786.83	125,000.00	113,693.53	91	11,306.47	.....	.....
...	.....	.....	.....	...	.....	118,233.27	118,233.27
157	*2,859.11	7,000.00	8,158.05	117	*1,158.05	687.82	2,218.95
108	*44,023.14	480,000.00	582,920.31	121	*102,920.31	.....	.....
143	*8,200.06	19,000.00	19,827.77	104	*827.77	.....	.....
...	.....	5,500.00	3,563.45	65	1,936.55	.....	.....
107	*\$229,778.58	\$2,907,728.00	\$3,054,802.87	105	*\$147,074.87	\$5,747,387.10	\$4,564,265.32
129	*\$19,132.49	\$65,000.00	\$96,832.15	149	*\$31,832.15	\$4,998,588.52	\$3,138,703.45
...	.....	.....	.....	...	.....	74,307,061.00	53,388,479.00
...	.....	.....	.....	...	.....	27,630.75	322,294.79
...	.....	.....	.....	...	.....	408,695.91	.....
...	.....	.....	.....	...	.....	153,366.68	237,836.15
...	.....	.....	.....	...	.....	162,562.76	104,995.92
...	.....	.....	.....	...	.....	66,470.88	1,100.00
...	.....	.....	.....	...	.....	90.00	.....
129	*\$19,132.49	\$65,000.00	\$96,832.15	149	*\$31,832.15	\$81,382,012.22	\$57,193,499.31
...	*\$59,627.44	\$.....	\$.....	...	\$.....	\$.....	\$910.00
111	*18,697.78	163,000.00	184,317.04	113	*21,317.04	.....	.....
...	.....	43,180.00	43,180.00	100	.....	116,523.00	80,583.50
...	.....	.....	.....	...	.....	.....	23,650.00
...	.....	.....	.....	...	.....	9,000.00	.....

State of

EXHIBIT "B"—Schedule I—Statement of Revenue

	Anticipated to June 30, 1959	Realized to June 30, 1959
Trubek Fund—New Milford Teenage Project .....	\$ .....	\$ .....
Turrell Fund—Residential Treatment for Girls .....	650,000.00	643,680.38
Colony for Feeble Minded—New Lisbon .....	850,000.00	794,166.63
Colony for Feeble Minded—Woodbine .....	50,000.00	52,785.25
Soldiers Home Menlo Park—Federal Aid .....	65,000.00	71,338.75
Soldiers Home Vineland—Federal Aid .....	650,000.00	646,305.15
North Jersey Training School—Totowa .....	130,000.00	88,061.53
Sanatorium for Chest Diseases .....	7,000.00	13,146.33
Home for Boys—Jamesburg .....	6,000.00	6,879.51
Home for Girls—Trenton .....	4,300,000.00	4,337,263.19
State Hospital—Greystone Park .....	2,500,000.00	2,473,494.16
State Hospital—Marlboro .....	2,900,000.00	2,836,929.29
State Hospital—Trenton .....	1,350,000.00	1,404,369.30
Neuropsychiatric Institute .....	1,250,000.00	1,167,148.68
Vineland State School .....	67,000.00	68,501.13
Arthur Brisbane Child Treatment Center .....	220,000.00	221,512.93
Diagnostic Center .....	1,950,000.00	1,884,872.12
State Hospital—Ancora .....	170,000.00	125,869.55
E. R. Johnstone Training & Research Center .....	.....	.....
Rehabilitation Research Project—Federal Funds .....	.....	.....
Board of Child Welfare—Revolving Fund .....	.....	.....
Board of Child Welfare—Federal Aid .....	466,550.00	553,880.66
Adoption Fees .....	43,000.00	56,635.00
Frances Day Fund—Training Program .....	.....	.....
Relief Subsidies .....	.....	.....
Federal Aid—Administration of Blind .....	225,000.00	194,660.92
Federal Aid—Construction of Hospitals .....	.....	.....
Federal Aid—Old Age Assistance .....	.....	.....
Old Age Assistance—Recoveries .....	.....	.....
Federal Aid—Maintenance Dependent Children .....	.....	.....
Federal Aid—Permanently and Totally Disabled .....	.....	.....
State Use Revolving Fund .....	.....	.....
	<u>\$18,023,550.00</u>	<u>\$17,893,825.68</u>
<b>INTERSTATE AND TEMPORARY COMMISSIONS:</b>		
Palisades Interstate Park Commission .....	\$ .....	\$ .....
Delaware River Joint Toll Bridge Commission .....	.....	.....
	<u>\$ .....</u>	<u>\$ .....</u>
RENTAL CHARGES FROM SPECIAL FUNDS (GEN. TREAS.) .....	\$96,783.00	\$29,041.27
PENSION CONTRIBUTIONS FROM SPECIAL FUNDS ( GEN. TREAS.) ..	750,000.00	846,190.79
Pension Contributions from Trust Funds .....	44,500.00	55,735.41
SOCIAL SECURITY FROM SPECIAL FUNDS (GEN. TREAS.) .....	240,000.00	206,975.64
Social Security from Trust Funds .....	13,250.00	15,220.62
<b>THE JUDICIARY:</b>		
Court Fees .....	1,200,000.00	1,303,141.30
Transfers of Old Balances .....	.....	212,196.25
MISCELLANEOUS SOURCES .....	150,000.00	214,003.11
<b>GRAND TOTALS .....</b>	<u>\$370,457,140.33</u>	<u>\$372,709,260.53</u>

\* Denotes red figure

New Jersey

Anticipated and Amounts Actually Realized (On Accrual Basis)—Continued

100 Per Cent of Current Year Elapsed Per Cent Realized to June 30, 1959	Unrealized to June 30, 1959	Anticipated to June 30, 1958	Realized to June 30, 1958	100 Per Cent of Last Year Elapsed Per Cent Realized to June 30, 1958	Unrealized to June 30, 1958	Revenues Applicable to Specific Appropriations	
						June 30, 1959	June 30, 1958
...	\$.....	\$.....	\$.....	...	\$.....	\$600.00	\$.....
...	.....	.....	.....	...	.....	15,000.00	.....
99	6,319.62	650,000.00	577,006.87	89	72,993.13	325.90	818.07
93	55,833.37	682,000.00	781,491.16	115	*99,491.16	6,288.00	.....
106	*2,785.25	50,000.00	50,510.25	101	*510.25	.....	.....
110	*6,338.75	63,000.00	66,577.00	106	*3,577.00	3,735.08	2,661.00
99	3,694.85	575,000.00	577,864.25	100	*2,864.25	30.00	.....
68	41,938.47	85,000.00	113,783.96	134	*28,783.96	965.00	.....
188	*6,146.33	7,000.00	16,813.51	240	*9,813.51	21,686.38	19,357.00
115	*879.51	3,000.00	5,493.01	183	*2,493.01	.....	.....
101	*37,263.19	3,800,000.00	3,927,127.04	103	*127,127.04	37,575.04	20,136.97
99	26,505.84	2,100,000.00	2,210,859.25	105	*110,859.25	9,897.65	3,350.42
98	63,070.71	2,550,000.00	2,652,599.10	104	*102,599.10	3,928.69	5,635.17
104	*54,369.30	1,383,000.00	1,217,572.95	88	165,427.05	71,778.02	32,405.90
93	82,851.32	1,050,000.00	1,090,532.29	104	*40,532.29	2,344.25	415.51
102	*1,501.13	45,000.00	55,369.69	123	*10,369.69	.....	.....
101	*1,512.93	200,000.00	204,904.65	102	*4,904.65	14.00	.....
97	65,127.88	1,700,000.00	1,756,075.72	103	*56,075.72	423.49	.....
74	44,130.45	170,000.00	124,223.28	73	45,776.72	1,665.00	1,705.88
...	.....	.....	.....	...	.....	27,365.00	.....
...	.....	.....	.....	...	.....	699,581.54	639,671.20
119	*87,330.66	526,000.00	450,939.25	86	75,060.75	127,147.00	109,615.00
132	*13,635.00	43,000.00	45,812.00	107	*2,812.00	.....	28,575.76
...	.....	.....	.....	...	.....	3,600.00	.....
...	.....	.....	.....	...	.....	27,870.53	.....
87	30,339.08	150,000.00	174,104.59	116	*24,104.59	685,902.39	612,115.35
...	.....	.....	.....	...	.....	2,341,909.22	1,944,157.69
...	.....	.....	.....	...	.....	9,879,397.00	9,986,102.31
...	.....	.....	.....	...	.....	1,070,141.31	924,570.10
...	.....	.....	.....	...	.....	8,503,701.89	6,471,871.45
...	.....	.....	.....	...	.....	2,827,014.43	2,501,239.20
...	.....	.....	.....	...	.....	1,946,848.52	2,057,719.98
99	<u>\$129,724.32</u>	<u>\$16,038,180.00</u>	<u>\$16,327,156.86</u>	102	<u>*\$288,976.86</u>	<u>\$28,442,258.33</u>	<u>\$25,467,267.46</u>
...	\$.....	\$.....	\$.....	...	\$.....	\$.....	\$4,243.85
...	.....	.....	.....	...	.....	120,116.97	109,802.79
...	<u>\$.....</u>	<u>\$.....</u>	<u>\$.....</u>	...	<u>\$.....</u>	<u>\$120,116.97</u>	<u>\$114,046.64</u>
30	\$67,741.73	\$96,782.40	\$25,485.53	26	\$71,296.87	\$.....	\$.....
113	*96,190.79	621,500.00	1,326,971.16	214	*705,471.16	9,540.33	.....
125	*11,235.41	.....	.....	...	.....	.....	.....
86	33,024.36	226,598.00	215,002.32	95	11,595.68	.....	.....
115	*1,970.62	14,022.00	13,945.77	99	76.23	.....	.....
109	*103,141.30	1,100,000.00	1,174,020.97	107	*74,020.97	.....	.....
...	*212,196.25	.....	.....	...	.....	.....	.....
143	*64,003.11	150,000.00	123,427.71	82	26,572.29	216,382.31	150,953.74
101	<u>*\$2,252,120.20</u>	<u>\$314,441,164.06</u>	<u>\$311,211,044.16</u>	99	<u>\$3,230,119.90</u>	<u>\$153,862,506.62</u>	<u>\$128,300,686.13</u>

## EXHIBIT "B"—Schedule II—Summary of Appropriations

Symbol	NAME OF ACCOUNT	1958-59 Original Appropriation	1958-59 Supplemental and Prior Years' Appropriation	Appropriated Revenue
<b>LEGISLATIVE BRANCH:</b>				
A-9	The Senate .....	\$349,007.00	S \$20,844.40	\$.....
A-10	General Assembly .....	657,967.00	S 20,631.25	.....
A-11	Law Revision & Legislative Services Commission .....	130,990.00	36,138.14	.....
1-A-11	Law Revision & Legislative Services Commission Revolving Fund .....	.....	1,025.00	.....
A-13	Legislative Budget & Finance Director .....	56,235.00	.....	.....
A-15	State Auditor's Department .....	377,587.00	.....	.....
A-20	Commission on Interstate Co-operation .....	35,090.00	.....	.....
A-21	Commission on State Tax Policy .....	25,000.00	123.89	.....
A-23	Commission on Narcotic Control .....	10,340.00	.....	.....
A-24	N. J. Metropolitan Rapid Transit Commission .....	30,000.00	2,000.00	.....
A-27	Youth Study Commission .....	15,000.00	6,999.96	.....
A-33	Legislative Commission on Statute Revision .....	.....	36,654.94	.....
A-35	Commission to Study the Improvement of the Law of Evidence in New Jersey .....	.....	739.41	.....
A-40	Legislative Committee to Investigate Wire Tapping .....	.....	623.76	.....
A-45	Commission to Study County & Municipal Planning Acts .....	.....	.....	.....
A-46	County & Municipal Law Revision Commission .....	15,000.00	.....	.....
A-49	New Jersey Tercentenary Commission .....	.....	S 25,000.00	.....
A-50	New Jersey Water Research & Development Commission .....	.....	S 10,000.00	.....
A-51	State Capitol Development Commission .....	.....	S 20,000.00	.....
A-52	Commission on Emergency Civil Government .....	.....	S 5,000.00	.....
<b>TOTAL LEGISLATIVE BRANCH ....</b>		<b>\$1,702,216.00</b>	<b>\$84,305.10</b> <b>S 101,475.65</b>	<b>\$.....</b>
<b>EXECUTIVE BRANCH:</b>				
C-10	Chief Executive's Office .....	\$195,570.00	\$.....	\$.....
<b>DEPARTMENT OF LAW AND PUBLIC SAFETY:</b>				
D-00	Administrative Division .....	\$128,753.00	\$.....	\$.....
1-D-00	Veterans' Guaranteed Loan Fund Adm. Exp. ....	.....	4,551.63	60,350.00
D-10	Division of Law .....	585,821.00	144,600.04	366,765.80
D-20	Division of State Police (General) .....	6,429,542.00	48,408.02	992,777.29
			S 1,500.00	
D-20-09	Pension Clearing Account .....	.....	.....	.....
D-21	Bureau of Tenement House Supervision .....	151,484.00	.....	.....
D-22	Office of Supervisor of Hotel Fire Safety .....	1,604.00	.....	.....
D-30	Division of Alcoholic Beverage Control .....	942,609.00	.....	.....
D-40	Division of Motor Vehicles .....	8,383,203.00	432,417.75	80.00
			S 369,960.00	
D-41	Security-Responsibility Bureau .....	512,901.00	35,915.33	.....
D-42	Unsatisfied Claim & Judgment Fund Bureau ....	64,753.00	20,405.00	14,452.30
D-50	Division of Weights and Measures .....	270,104.00	.....	.....
<b>DIVISION OF PROFESSIONAL BOARDS:</b>				
1-D-60	State Board of Public Accountants .....	24,487.00	.....	7,189.00
2-D-60	State Board of Architects .....	36,523.00	.....	16,485.10
3-D-60	State Board of Dentistry .....	40,048.00	.....	4,201.00
4-D-60	State Board of Mortuary Science .....	34,857.00	.....	5,923.00
5-D-60	State Board of Professional Engineers & Land Surveyors .....	53,361.00	.....	4,276.00
6-D-60	State Board of Medical Examiners .....	68,097.00	.....	11,721.50
7-D-60	State Board of Nursing .....	108,928.00	.....	37,091.11
8-D-60	State Board of Optometrists .....	20,220.00	.....	551.10
9-D-60	State Board of Pharmacy .....	63,773.00	.....	11,255.88
10-D-60	State Board of Veterinary Medical Examiners .....	2,445.00	.....	3,080.00

\* Denotes red figure  
S Supplemental

New Jersey  
and Expenditures—1958-59—As at June 30, 1959

Transfers To and From* Appropriations	Total Available	Net Disbursements	Obligations	Continuing Appropriations	Lapsed	Per Cent Expended and Obligated
\$ .....	\$369,851.40	\$265,401.78	\$104,449.62	\$ .....	\$ .....	100
.....	678,598.25	508,827.39	169,770.86	.....	.....	100
.....	167,128.14	111,587.77	7,939.89	47,600.48	.....	72
.....	1,025.00	.....	.....	1,025.00	.....	.....
.....	56,235.00	44,893.16	2,905.40	8,436.44	.....	85
.....	377,587.00	322,502.61	17,958.35	.....	37,126.04	90
1,650.00	36,740.00	34,456.81	2,283.19	.....	.....	100
.....	25,123.89	9,942.98	3,627.57	11,553.34	.....	54
.....	10,340.00	6,257.76	4,042.87	.....	39.37	99
.....	32,000.00	.....	.....	.....	32,000.00	.....
.....	21,999.96	18,840.71	1,598.25	1,561.00	.....	93
.....	36,654.94	716.47	.....	35,938.47	.....	2
.....	739.41	.....	739.41	.....	.....	100
.....	623.76	361.59	262.17	.....	.....	100
93.30	93.30	93.30	.....	.....	.....	100
.....	15,000.00	6,310.81	1,034.60	7,654.59	.....	49
.....	25,000.00	.....	.....	25,000.00	.....	.....
.....	10,000.00	.....	.....	10,000.00	.....	.....
.....	20,000.00	.....	20,000.00	.....	.....	100
.....	5,000.00	.....	.....	5,000.00	.....	.....
<u>\$1,743.30</u>	<u>\$1,889,740.05</u>	<u>\$1,330,193.14</u>	<u>\$336,612.18</u>	<u>\$153,769.32</u>	<u>\$69,165.41</u>	<u>88</u>
<u>\$ .....</u>	<u>\$195,570.00</u>	<u>\$161,825.22</u>	<u>\$6,783.18</u>	<u>\$26,961.60</u>	<u>\$ .....</u>	<u>86</u>
*\$14,854.73	\$113,898.27	\$105,727.33	\$7,438.97	\$ .....	\$731.97	99
.....	64,901.63	37,843.32	4,071.77	22,986.54	.....	65
23,372.73	1,120,559.57	1,002,903.40	38,054.89	39,693.96	39,907.32	93
21,200.00	7,493,427.31	6,885,300.02	574,419.18	10,684.96	23,023.15	99
.....	.....	*49,016.40	49,016.40	.....	.....	.....
.....	151,484.00	136,172.46	7,947.20	.....	7,364.34	95
.....	1,604.00	963.77	391.93	.....	248.30	85
*3,000.00	939,609.00	877,594.91	49,623.20	.....	12,390.89	99
91,207.00	9,276,867.75	7,679,632.33	1,128,824.57	468,410.85	.....	95
48,973.00	597,789.33	523,040.94	74,527.20	.....	221.19	99
.....	99,610.30	79,366.63	20,243.67	.....	.....	100
3,725.00	273,829.00	243,404.14	24,226.16	.....	6,198.70	98
.....	31,676.00	24,750.08	5,928.89	.....	997.03	97
.....	53,008.10	40,100.36	6,810.94	.....	6,096.80	88
.....	44,249.00	37,633.44	3,445.85	.....	3,169.71	93
.....	40,780.00	36,400.58	2,488.44	.....	1,890.98	95
.....	57,637.00	55,126.18	2,337.24	.....	173.58	99
.....	79,818.50	73,325.71	6,266.64	.....	226.15	99
.....	146,019.11	124,613.51	11,655.90	.....	9,739.70	93
.....	20,771.10	18,947.31	1,809.59	.....	14.20	99
.....	75,028.88	65,303.90	4,677.39	.....	5,047.59	93
.....	5,525.00	2,220.72	1,676.02	.....	1,628.26	71

## EXHIBIT "B"—Schedule II—Summary of Appropriations

Symbol	NAME OF ACCOUNT	1958-59 Original Appropriation	1958-59 Supplemental and Prior Years' Appropriation	Appropriated Revenue
11-D-60	State Board of Shorthand Reporting .....	\$365.00	\$.....	\$40.00
12-D-60	State Board of Examiners of Ophthalmic Dis- pensers and Ophthalmic Technicians .....	9,661.00	.....	451.00
13-D-60	Board of Beauty Culture Control .....	94,886.00	.....	.....
	Total Division of Professional Boards ..	\$557,651.00	\$.....	\$102,264.69
	Total Department of Law & Public Safety	\$18,028,425.00	\$686,297.77 S 371,460.00	\$1,536,690.08
DEPARTMENT OF THE TREASURY:				
E-10	Administration .....	\$141,248.00	S \$80,000.00	\$.....
E-20	Division of Budget and Accounting .....	879,863.00	.....	5,051.39
1-E-20	75% of Federal Receipts of Leased Land Acquired for Flood Control .....	.....	.....	1,070.63
3-E-20	Premiums and Accrued Interest on Highway Improvement & Emergency Housing Bonds— Expense .....	.....	356,140.54	.....
5-E-20	Premiums and Accrued Interest on Institution Construction Bonds—Expense .....	.....	8,381.71	.....
11-E-20	Premium and Accrued Interest on Highway Improvement Series G Bonds—Expense .....	.....	6,518.21	.....
12-E-20	State Employees Payroll Deductions Adj. Fund ..	.....	1,915.41	3,996.12
13-E-20	State Employees Federal Income Tax Levy Fund ..	.....	.....	5,002.91
E-30	Division of Purchase and Property .....	1,680,536.00	111,010.48	.....
1-E-30	State Purchase Fund .....	.....	232,465.84	2,981,975.65
2-E-30	Bureau of Construction .....	262,736.00	6,397.10	64,700.00
3-E-30	Agricultural Commodity Distribution .....	67,300.00	.....	.....
4-E-30	Cafeteria at State House .....	85,450.00	34,157.82	7,147.83
5-E-30	Cafeteria—State Highway Department at Fern- wood .....	47,890.00	17,967.37	.....
6-E-30	Federal Excise Tax on Personal Communications ..	.....	118.26	2,002.84
E-40	Division of Taxation .....	4,003,882.00	350,000.00	.....
		.....	S 216,839.48	.....
E-40-811	Railroad Taxes—Local Share .....	.....	.....	14,959,731.24
1-E-40	Outdoor Advertising Tax .....	18,000.00	S 461.61	5,536.35
2-E-40	Financial Business Tax .....	.....	20,515.79	756,492.64
3-E-40	Contributions to N. J. Firemen's Home and N. J. State Firemen's Association .....	.....	.....	210,503.70
E-41	County Boards of Taxation .....	303,500.00	.....	.....
E-50	Division of Local Government .....	263,380.00	.....	.....
E-60	Division of Tax Appeals .....	168,922.00	.....	.....
E-70	Division of the N. J. Racing Commission .....	226,212.00	.....	.....
E-90	Division of Investments .....	116,650.00	.....	.....
E-95	Division of Pensions .....	1,042,996.00	.....	.....
	TOTAL DEPARTMENT OF THE TREASURY .....	\$9,308,565.00	\$1,145,588.53 S 297,301.09	\$19,003,211.30
DEPARTMENT OF STATE:				
F-10	Office of Secretary .....	\$177,115.00	\$.....	\$.....
F-20	Office of the Athletic Commissioner .....	34,543.00	.....	.....
F-30	Legalized Games of Chance Control Commission ..	147,729.00	.....	.....
	TOTAL DEPARTMENT OF STATE ..	\$359,387.00	\$.....	\$.....
G-10	DEPARTMENT OF CIVIL SERVICE .....	\$1,074,792.00	\$.....	\$.....

\* Denotes red figure  
S Supplemental



## EXHIBIT "B"—Schedule II—Summary of Appropriations

Symbol	NAME OF ACCOUNT	1958-59 Original Appropriation	1958-59 Supplemental and Prior Years' Appropriation	Appropriated Revenue
<b>DEPARTMENT OF BANKING &amp; INSURANCE:</b>				
H-10	General .....	\$1,597,685.00	\$ .....	\$ .....
1-H-10	National Association of Insurance Commissioners Trust Fund .....			15,816.25
H-20	Division of New Jersey Real Estate Commission .....	156,243.00		
	<b>TOTAL DEPARTMENT OF BANK- ING &amp; INSURANCE .....</b>	<b>\$1,753,928.00</b>	<b>\$ .....</b>	<b>\$15,816.25</b>
<b>DEPARTMENT OF AGRICULTURE:</b>				
I-10	General .....	\$1,175,483.00	\$13,946.11	\$ .....
2-I-10	Federal Agricultural Loan Fund .....		52,226.14	42,038.13
3-I-10	Federal Grants for Statistical Services .....		997.36	20,502.64
4-I-10	Poultry Products Promotion Tax Account .....		*8,685.32	179,126.10
			S 100,000.00	
5-I-10	Federal Grants for Marketing Expansion .....		11,334.25	16,665.75
6-I-10	Seed Potato Tax Account .....		*52.48	14,797.49
			S 10,000.00	
7-I-10	Asparagus Tax Account .....		S 50,000.00	
I-20	Office of Milk Industry .....	209,662.00		
	<b>TOTAL DEPARTMENT OF AGRI- CULTURE .....</b>	<b>\$1,385,145.00</b>	<b>\$69,766.06</b> <b>S 160,000.00</b>	<b>\$273,130.11</b>
<b>DEPARTMENT OF DEFENSE:</b>				
J-10	Administration Division .....	\$357,090.00	\$ .....	\$ .....
J-11	National Guard and/or State Guard .....	1,566,142.00	315,661.84 S 1,019.25	165.90
J-12	Naval Militia Reserve .....	17,180.00		
J-13	Office of Civil Defense .....	95,060.00	158,386.89	17,780.22
1-J-13	Federal Aid—Civil Defense .....		85,880.49	16,993.91
2-J-13	Civil Defense Deposits—Trust Fund .....		9,283.60	
3-J-13	Special Fund for Civil Defense Volunteers .....		187,169.91	
4-J-13	Survival Plan Project—Federal Aid .....		5,184.35	108,811.44
5-J-13	Federal Surplus Property Program .....		7,691.28	24,712.96
	<b>TOTAL DEPARTMENT OF DE- FENSE .....</b>	<b>\$2,035,472.00</b>	<b>\$769,258.36</b> <b>S 1,019.25</b>	<b>\$168,464.43</b>
<b>DEPARTMENT OF PUBLIC UTILITIES:</b>				
K-10	Department of Public Utilities .....	\$618,139.00	\$ .....	\$ .....
1-K-11-09	Payroll Clearing Account .....			
	<b>TOTAL DEPARTMENT OF PUBLIC UTILITIES .....</b>	<b>\$618,139.00</b>	<b>\$ .....</b>	<b>\$ .....</b>
<b>DEPARTMENT OF HEALTH:</b>				
L-10	General .....	\$2,589,339.00	\$ .....	\$ .....
1-L-10	Rabies Control Program .....	74,410.00	222,035.02	
2-L-10	Public Health—Federal Funds .....		18,660.75	575,381.00
3-L-10	Maternal and Child Health—Federal Fund .....		34,014.96	239,497.28
5-L-10	V. D. Case-Finding Project—Federal Fund .....		8,662.24	27,379.00
8-L-10	Water Pollution Program—Federal Fund .....		1,822.97	78,935.00
12-L-10	Polio Diagnostic Service—Federal Fund .....		1,924.55	2,000.00
14-L-10	Water Pollution—Federal Earned Credit Fund .....		20,589.08	
15-L-10	Virology Diagnostic Service—Asiatic Influenza —Federal Fund .....		280.28	
16-L-10	Radiation Research Project I—Federal Fund .....		27.38	
17-L-10	Radiation Research Project II—Federal Fund .....		1.54	60,530.00
18-L-10	Lymphoma Investigation Grant—Federal Fund .....			9,200.00
19-L-10	Alcoholism Project—Federal Funds .....			3,000.00
L-21	Board of Barber Examiners .....	61,031.00		
L-30	Crippled Children's Commission .....	189,666.00		
1-L-30	Crippled Children's Federal Fund .....		44,568.77	206,839.80
2-L-30	Crippled Children's Miscellaneous Donations Fund .....		463.12	
	<b>TOTAL DEPARTMENT OF HEALTH .....</b>	<b>\$2,914,446.00</b>	<b>\$353,050.66</b>	<b>\$1,202,762.08</b>

\* Denotes red figure  
S Supplemental

New Jersey  
and Expenditures—1958-59—As at June 30, 1959

Transfers To and From* Appropriations	Total Available	Net Disbursements	Obligations	Continuing Appropriations	Lapsed	Per Cent Expended and Obligated
\$2,000.00	\$1,599,685.00	\$1,456,503.17	\$84,820.05	\$.....	\$58,361.18	96
.....	15,816.25	15,816.25	.....	.....	.....	100
.....	156,243.00	140,671.48	10,531.40	.....	5,040.12	97
<u>\$2,000.00</u>	<u>\$1,771,744.25</u>	<u>\$1,612,990.90</u>	<u>\$95,352.05</u>	<u>\$.....</u>	<u>\$63,401.30</u>	96
\$.....	\$1,189,429.11	\$1,019,151.76	\$84,855.64	\$38,899.37	\$46,522.34	93
.....	94,264.27	86,554.33	162.93	7,547.01	.....	92
.....	21,500.00	12,626.07	3,258.95	5,614.98	.....	74
.....	270,440.78	164,859.87	91,321.51	14,268.40	.....	95
.....	28,000.00	23,624.53	1,836.25	2,539.22	.....	91
.....	24,745.01	11,748.29	10,310.65	2,686.06	.....	89
.....	50,000.00	17,261.21	23,473.19	9,265.60	.....	81
.....	209,662.00	195,059.54	12,061.10	.....	2,531.35	99
<u>\$.....</u>	<u>\$1,888,041.17</u>	<u>\$1,530,886.60</u>	<u>\$227,280.23</u>	<u>\$80,820.64</u>	<u>\$49,053.70</u>	93
*\$15,000.00	\$342,090.00	\$319,535.53	\$20,801.37	\$.....	\$1,752.05	99
27,500.00	1,910,488.99	1,583,425.93	135,932.73	164,852.66	25,276.67	90
*12,500.00	4,680.00	4,218.68	205.67	.....	254.65	95
73,009.37	344,235.48	192,720.39	18,740.47	132,775.62	.....	61
*85,880.49	16,993.91	.....	.....	16,993.91	.....	.....
*9,283.50	.....	.....	.....	.....	.....	.....
.....	187,169.91	1,111.26	267.09	185,791.65	.....	1
.....	113,995.79	100,011.41	1,952.84	3,021.54	.....	97
22,154.72	54,558.96	26,949.54	1,518.80	26,090.62	.....	52
<u>\$.....</u>	<u>\$2,974,214.04</u>	<u>\$2,235,974.79</u>	<u>\$180,429.88</u>	<u>\$529,526.00</u>	<u>\$27,283.37</u>	81
\$86.33	\$618,225.33	\$585,184.56	\$30,816.82	\$.....	\$2,223.95	99
.....	.....	*2,034.68	2,034.68	.....	.....	.....
<u>\$86.33</u>	<u>\$618,225.33</u>	<u>\$583,119.88</u>	<u>\$32,881.50</u>	<u>\$.....</u>	<u>\$2,223.95</u>	99
*\$9,434.00	\$2,579,905.00	\$2,211,349.39	\$299,851.75	\$47,719.46	\$20,974.40	97
.....	296,445.02	79,358.73	13,258.29	203,828.00	.....	31
.....	594,041.75	442,337.70	139,139.45	12,564.60	.....	98
.....	273,512.24	245,830.59	25,211.87	2,469.78	.....	99
.....	36,041.24	27,385.82	6,862.11	1,793.31	.....	95
.....	80,757.97	73,605.85	4,128.22	3,023.90	.....	96
.....	3,924.55	1,598.91	224.70	2,100.94	.....	46
.....	20,589.08	5,000.00	.....	15,589.08	.....	24
.....	280.28	.....	280.28	.....	.....	100
.....	27.38	.....	27.38	.....	.....	100
.....	60,531.54	39,891.37	6,224.96	14,415.21	.....	76
.....	9,200.00	1,509.34	265.29	7,425.37	.....	19
.....	3,000.00	.....	1,795.50	1,204.50	.....	60
4,200.00	65,231.00	60,506.83	4,015.26	.....	708.91	99
5,234.00	194,900.00	154,239.20	40,454.44	.....	206.36	99
.....	251,408.57	178,953.30	66,046.79	6,408.48	.....	97
.....	463.12	.....	.....	463.12	.....	.....
<u>\$.....</u>	<u>\$4,470,258.74</u>	<u>\$3,521,557.03</u>	<u>\$607,796.29</u>	<u>\$319,005.75</u>	<u>\$21,889.67</u>	92

## EXHIBIT "B"—Schedule II—Summary of Appropriations

Symbol	NAME OF ACCOUNT	1958-59 Original Appropriation	1958-59 Supplemental and Prior Years' Appropriation	Appropriated Revenue
<b>DEPARTMENT OF LABOR &amp; INDUSTRY:</b>				
M-10	Division of Labor .....	\$1,180,950.00	\$.....	\$19,835.74
1-M-10	Wage and Hour Trust Fund .....	.....	17,358.49	589.54
2-M-10	Federal Grant for Statistical Purposes .....	.....	1,914.94	15,100.00
M-20	Division of Workmen's Compensation .....	741,599.00	.....	1,357.54
1-M-20	Division of Workmen's Compensation (1% Com- pensation Tax Fund) .....	258,077.00	1,768,939.73	120,567.82
1-M-30	Division of Employment Security—General .....	.....	156,533.21	12,754,553.86
1-M-31	Disability Insurance Service .....	1,280,219.00	*96,547.18	98,543.61
1-M-32	Office Building—Reed Act Funds .....	.....	1,140,000.00	.....
1-M-33	Office Building—Unemployment Compensation Auxiliary Fund .....	.....	360,000.00	.....
M-40	State Board of Mediation .....	90,928.00	.....	.....
M-50	Rehabilitation Commission .....	1,496,222.00	20,421.81	10,286.45
1-M-50	Rehabilitation Commission—Federal Funds .....	.....	9,656.59	60,593.45
2-M-50	O.A.S.I. Disability Determination Program Adm. Expense .....	.....	10,022.14	414,861.77
<b>TOTAL DEPARTMENT OF LABOR AND INDUSTRY .....</b>		<b>\$5,047,995.00</b>	<b>\$3,388,299.73</b>	<b>\$13,496,289.78</b>
<b>DEPARTMENT OF CONSERVATION AND ECONOMIC DEVELOPMENT:</b>				
N-10	Office of the Commissioner .....	\$229,078.00	\$.....	\$.....
N-12	Round Valley Water Supply System .....	.....	124,079.22	.....
N-14-750	Expenses—Acquisition of Spruce Run .....	.....	2,000,000.00	.....
N-20	Division of Planning and Development .....	4,299,271.00	3,012,624.75	1,646,306.25
1-N-20	Federal Aid—Inland Waterways .....	.....	895.56	.....
2-N-20	Morris Canal and Banking Company .....	76,320.00	28,156.08	105.82
5-N-20	Federal Forest Fires Fund .....	.....	14,851.63	90,191.37
6-N-20	Federal Forest Nursery Fund .....	.....	895.53	7,042.76
7-N-20	Federal Forestry Farm Fund .....	.....	13,918.75	24,664.45
8-N-20	Federal Soils Bank Act Fund .....	.....	510.17	2,009.83
9-N-20	New Jersey Pilot Commissioners .....	16,010.00	.....	1,271.85
10-N-20	State Housing Bond Fund .....	.....	4,577.96	.....
11-N-20	Federal Airport Grant Fund .....	.....	.....	231,135.56
12-N-20	Pequest Watershed Project .....	.....	.....	182.98
13-N-20	State Share Beach Protection .....	.....	379,622.52	53,075.10
15-N-20	Stony Brook Watershed-Forest Management Pro- gram—Federal Funds .....	.....	.....	657.64
16-N-20	Paulinskill Watershed Program .....	.....	.....	408.23
17-N-20	Planning of Small Watershed—Federal Funds .....	.....	.....	368.48
N-22	Veterans Emergency Housing Fund .....	.....	.....	6,104.35
N-30	Division of Water Policy and Supply .....	397,721.00	107,436.19	19,895.00
N-30-09	Water Development Fund—Payroll Clearing Account .....	.....	\$ 100,000.00	.....
1-N-30	Division of Water Policy—Flood Damage—Dela- ware and Raritan Canal .....	.....	78,997.16	.....
2-N-30	Stony Brook Water Sheds .....	.....	.....	3,300.00
N-40	Division of Shell Fisheries .....	239,882.00	.....	.....
1-N-50	Division of Fish and Game .....	1,273,717.00	334,747.55	.....
1-N-51	Public Shooting and Fishing .....	257,414.00	*58,065.17	161,725.66
N-60	Division of Veterans' Services .....	375,713.00	.....	.....
N-110	Debt Service .....	2,104,905.00	.....	.....
<b>TOTAL DEPARTMENT OF CON- SERVATION AND ECONOMIC DE- VELOPMENT .....</b>		<b>\$9,270,031.00</b>	<b>\$6,043,247.90 S 100,000.00</b>	<b>\$2,248,445.33</b>

\* Denotes red figure  
S Supplemental

New Jersey  
and Expenditures—1958-59—As at June 30, 1959

Transfers To and From* Appropriations	Total Available	Net Disbursements	Obligations	Continuing Appropriations	Lapsed	Per Cent Expended and Obligated
\$23,148.18	\$1,223,933.92	\$1,149,761.36	\$72,911.12	\$.....	\$1,261.44	99
.....	17,948.03	.....	.....	17,948.03	.....	...
.....	17,014.94	14,662.35	1,419.61	932.98	.....	95
*2,085.53	740,871.01	692,445.81	47,332.58	.....	1,092.62	99
101.00	2,147,685.55	393,932.20	1,174.10	1,752,579.25	.....	18
.....	12,911,087.07	11,816,828.00	899,785.15	194,473.92	.....	98
.....	1,282,215.43	1,217,131.79	65,083.64	.....	.....	100
.....	1,140,000.00	.....	.....	1,140,000.00	.....	...
.....	360,000.00	.....	.....	360,000.00	.....	...
*4,966.64	85,961.36	80,596.93	5,313.53	.....	50.90	99
.....	1,526,930.26	1,394,562.99	80,660.20	.....	51,707.07	97
.....	70,250.04	49,370.73	62.50	20,816.81	.....	70
.....	424,883.91	351,570.71	28,473.25	44,839.95	.....	89
<u>\$16,197.01</u>	<u>\$21,948,781.52</u>	<u>\$17,160,862.87</u>	<u>\$1,202,215.68</u>	<u>\$3,531,590.94</u>	<u>\$54,112.03</u>	<u>84</u>
*\$1,070.00	\$228,008.00	\$207,518.99	\$17,445.33	\$.....	\$3,043.68	99
.....	124,079.22	77,611.21	4,513.30	41,954.71	.....	66
.....	2,000,000.00	1,487,698.12	96,847.03	415,454.85	.....	79
50,753.00	9,008,955.00	5,502,937.22	2,113,519.79	1,387,623.74	4,874.25	85
.....	895.56	.....	.....	895.56	.....	...
.....	104,581.90	43,109.59	27,508.89	33,963.42	.....	68
.....	105,043.00	81,170.73	18,744.31	5,127.96	.....	95
.....	7,938.29	7,541.57	263.81	132.91	.....	98
.....	38,583.20	22,954.04	1,043.34	14,585.82	.....	62
.....	2,520.00	983.90	41.30	1,494.80	.....	41
.....	17,281.85	14,221.20	3,060.65	.....	.....	100
.....	4,577.96	.....	.....	4,577.96	.....	...
.....	231,135.56	231,135.56	.....	.....	.....	100
.....	182.98	182.98	.....	.....	.....	100
.....	432,697.62	147,250.26	117,795.38	167,651.98	.....	61
.....	657.64	508.45	.....	149.19	.....	77
.....	408.23	112.34	.....	295.89	.....	28
.....	368.48	368.48	.....	.....	.....	100
.....	6,104.35	.....	.....	.....	6,104.35	...
*27,905.00	597,147.19	291,031.10	88,669.22	112,512.50	104,934.37	64
.....	.....	*8,242.09	8,242.09	.....	.....	...
.....	78,997.16	47,902.61	29,030.88	2,063.67	.....	97
.....	3,300.00	2,785.38	514.62	.....	.....	100
4,980.00	244,862.00	187,206.92	52,714.49	.....	4,940.59	98
.....	1,608,464.55	1,338,272.01	180,868.91	89,323.63	.....	94
.....	361,074.49	218,015.16	47,360.33	95,699.00	.....	74
*5,198.00	370,515.00	346,029.48	21,202.90	.....	3,282.62	99
.....	2,104,905.00	2,104,905.00	.....	.....	.....	100
<u>\$21,560.00</u>	<u>\$17,683,284.23</u>	<u>\$12,353,210.21</u>	<u>\$2,829,386.57</u>	<u>\$2,373,507.59</u>	<u>\$127,179.86</u>	<u>86</u>

EXHIBIT "B"—Schedule II—Summary of Appropriations

Symbol	NAME OF ACCOUNT	1958-59 Original Appropriation	1958-59 Supplemental and Prior Years' Appropriation	Appropriated Revenue
<b>DEPARTMENT OF EDUCATION</b>				
P-10	Commissioner's Office .....	\$864,947.00	\$.....	\$.....
1-P-10	Educational Grants and Subsidies .....		5,969.13	3,356,254.29
4-P-10	Camille and Henry Dreyfus Foundation Fund .....		190,000.00	2,013.00
1-P-12	Veteran's Education Fund .....			12,265.94
P-15	Administration of Industrial Education, Manual Training and Vocational Schools—Smith-Hughes Program .....	70,190.00		
1-P-15	Vocational Education—Smith-Hughes Fund—Federal Funds .....			164,294.09
P-16	Administration of Industrial Education, Manual Training and Vocational Schools—George-Barden Program .....	140,970.00		
1-P-16	Vocational Education—George-Barden Fund—Fed- eral Funds .....		7,856.86	448,335.71
P-18	National Defense Educational Act, 1958—State Share .....			
1-P-18	National Defense Educational Act, 1958—Federal Funds .....			642,756.50
P-20	Division of the State Library, Archives and History— General .....	334,149.00	9,520.18	
1-P-20	Extension of Public Library Services to Rural Areas —Federal Funds .....		12,911.79	85,783.00
P-30	Division of State Museum .....	107,241.00	352.19	687.82
P-40	Division Against Discrimination .....	121,116.00		
State Colleges:				
P-50	Glassboro State College .....	1,100,378.00	41,200.57	83,654.03
2-P-50	National Defense Educational Act—Student Loan Fund .....			18,023.00
P-51	Jersey City State College .....	708,808.00	6,813.24	55,295.49
2-P-51	National Defense Educational Act—Student Loan Fund .....			4,271.10
5-P-51	Student Activities Fund—Jersey City .....			
P-52	Newark State College .....	123,472.00	54.69	
1-P-52	Research Project Mentally Retarded—Federal Fund .....		65.28	
2-P-52	National Defense Educational Act—Student Loan Fund .....			2,306.66
P-53	Paterson State College .....	940,427.00	27,677.04	83,999.70
2-P-53	National Defense Educational Act—Student Loan Fund .....			30,751.11
P-54	Montclair State College .....	1,693,454.00	24,516.11	132,907.51
1-P-54	National Science Foundation Grant—Federal .....			85,888.78
2-P-54	National Defense Educational Act—Student Loan Fund .....			23,452.45
5-P-54	Student Activities Fund—Montclair .....			18.00
P-55	Trenton State College .....	1,651,735.00	35,274.00	175,962.96
2-P-55	National Defense Educational Act—Student Loan Fund .....			2,597.00
5-P-55	Student Activities Fund—Trenton .....			26.40
P-56	Newark State College at Union .....	852,896.00	47,553.51	151,363.90
1-P-56	Federal Research Project for Mentally Retarded .. .....		15,223.47	26,938.00
5-P-56	Student Activities Fund—Union .....			
P-94	State College Capital Construction Account .....	6,052,500.00		
Total State Colleges		\$13,133,670.00	\$198,377.91	\$887,456.09
P-60	New Jersey School for the Deaf .....	\$1,374,992.00	\$379,000.00	\$11,708.50
P-62	New Jersey School of Conservation—Lake Wapalanne .....	50,446.00	8,914.47	17,976.83
State University:				
P-70	Rutgers University, The State University of New Jersey—General University .....	10,721,061.00	489,883.99	
P-71	Douglass College .....	2,415,896.00		
P-72	Agricultural Experiment Station .....	2,540,852.00	180,558.02	
1-P-72	Federal Appropriation for Agricultural College .....			118,233.27
P-73	Scholarships .....	400,000.00		
Total State University		\$16,077,809.00	\$670,442.01	\$118,233.27
P-74	Newark Technical School and Newark College of Engineering .....	\$1,454,104.00	\$.....	\$.....
P-95	Teachers Pension and Annuity Fund—State's Con- tribution .....	29,026,048.00	\$ 700,000.00	
P-110	Debt Service .....	1,249,688.00		
<b>TOTAL DEPARTMENT OF EDUCATION</b>		\$64,005,370.00	\$1,483,344.54 \$ 700,000.00	\$5,747,765.04
P-80	State Aid to School Districts .....	\$88,347,027.00	\$151,088.38	\$.....

\* Denotes red figure  
S Supplemental

New Jersey  
and Expenditures—1958-59—As at June 30, 1959

Transfers To and From* Appropriations	Total Available	Net Disbursements	Obligations	Continuing Appropriations	Lapsed	Per Cent Expended and Obligated
\$11,250.00	\$876,197.00	\$702,646.75	\$55,009.57	\$100,000.00	\$18,540.68	87
.....	3,362,223.42	2,778,041.23	575,827.19	8,355.00	.....	99
.....	192,013.00	113,571.71	7,055.29	71,386.00	.....	63
.....	12,265.94	.....	12,241.54	24.40	.....	99
*1,300.00	68,890.00	64,299.71	3,800.20	.....	790.09	99
.....	164,294.09	.....	164,294.09	.....	.....	100
800.00	141,770.00	117,293.78	18,813.75	.....	5,662.47	96
.....	456,192.57	9,718.25	446,474.32	.....	.....	100
26,840.00	26,840.00	.....	22,640.00	.....	4,200.00	84
.....	642,756.50	3,335.59	298,696.22	340,724.69	.....	47
900.00	344,569.18	308,141.50	25,840.69	8,352.25	2,234.74	97
.....	98,694.79	78,426.70	4,075.08	16,193.01	.....	84
900.00	109,181.01	97,814.94	10,794.27	219.34	352.46	99
2,300.00	123,416.00	115,110.34	6,183.92	.....	2,121.74	98
15,386.00	1,240,618.60	1,113,971.71	64,876.17	51,104.20	10,666.52	95
.....	18,023.00	450.00	.....	17,573.00	.....	2
56,995.00	827,912.73	731,661.49	78,443.09	15,478.73	2,329.42	98
.....	4,271.10	648.88	.....	3,622.22	.....	15
.....	.....	*32.00	32.00	.....	.....	.....
*8,900.00	114,626.69	103,410.86	7,143.00	54.69	4,018.14	96
.....	65.28	.....	.....	65.28	.....	.....
.....	2,306.66	350.00	75.00	1,881.66	.....	18
10,804.13	1,062,907.87	908,305.73	80,138.05	56,644.05	17,820.03	93
.....	30,751.11	4,670.00	.....	26,081.11	.....	15
82,716.00	1,933,593.62	1,683,885.17	191,953.45	48,516.88	9,238.12	97
.....	85,888.78	25,268.71	40,352.76	20,267.31	.....	76
.....	23,452.45	.....	2,450.00	21,002.45	.....	10
.....	18.00	*36.00	36.00	18.000	.....	.....
47,357.00	1,910,328.96	1,686,683.53	156,885.69	60,441.19	6,318.55	97
.....	2,597.00	1,700.00	400.00	497.00	.....	81
.....	26.40	.....	.....	26.40	.....	.....
6,000.00	1,077,813.41	933,499.19	65,132.79	68,880.85	10,300.58	93
*10,000.00	32,161.47	21,667.95	1,810.76	8,682.76	.....	73
.....	.....	*100.00	100.00	.....	.....	.....
.....	6,052,500.00	225,507.03	16,013.54	5,810,979.43	.....	4
<u>\$200,359.13</u>	<u>\$14,419,863.13</u>	<u>\$7,441,512.25</u>	<u>\$705,842.31</u>	<u>\$6,211,817.21</u>	<u>\$60,691.36</u>	57
\$14,180.00	\$1,779,880.50	\$1,240,220.51	\$513,244.10	\$23,546.17	\$2,869.72	99
.....	77,337.30	53,664.31	15,462.40	8,210.59	.....	89
134,632.00	11,345,576.99	8,420,036.14	48,393.14	2,877,147.71	.....	75
22,722.00	2,438,618.00	1,479,105.36	9,372.86	950,139.78	.....	61
48,141.00	2,769,551.02	2,750,492.55	.....	19,058.47	.....	99
.....	118,233.27	118,233.27	.....	.....	.....	100
.....	400,000.00	400,000.00	.....	.....	.....	100
<u>\$205,495.00</u>	<u>\$17,071,979.28</u>	<u>\$13,167,867.32</u>	<u>\$57,766.00</u>	<u>\$3,846,345.96</u>	.....	77
\$36,780.00	\$1,490,884.00	\$1,490,884.00	\$.....	\$.....	\$.....	100
.....	29,726,048.00	29,034,471.18	691,101.06	.....	475.76	99
.....	1,249,688.00	1,249,687.50	.....	.....	.50	100
<u>\$498,504.13</u>	<u>\$72,434,983.71</u>	<u>\$58,066,707.57</u>	<u>\$3,635,162.00</u>	<u>\$10,635,174.62</u>	<u>\$97,939.52</u>	85
<u>*\$217,085.00</u>	<u>\$88,281,030.38</u>	<u>\$87,708,144.46</u>	<u>\$67,811.52</u>	<u>\$501,012.49</u>	<u>\$4,061.91</u>	99

## EXHIBIT "B"—Schedule II—Summary of Appropriations

Symbol	NAME OF ACCOUNT	1958-59 Original Appropriation	1958-59 Supplemental and Prior Years' Appropriation	Appropriated Revenue
<b>STATE HIGHWAY DEPARTMENT:</b>				
R-10	State Highway Department—General .....	\$17,865,763.00	\$847,925.30	\$650,045.13
R-11	Institutional Roads and Approaches .....	25,000.00	S 6,701.23	313,512.11
R-12	Highway—Construction .....	41,027,081.00	69,950,453.30	74,769,401.42
R-13	Federal—Secondary and Feeder Roads .....		S 25,000.00	
R-14	Division of Planning, Traffic and Economics .....		3,680,254.88	4,009,017.52
R-15	Joint Toll Bridge Flood Damage .....		143,297.45	
R-16	State Highway System Damaged by Flood .....		2,638,116.88	153,366.68
R-20	State Aid to Counties and Municipalities .....	16,746,695.00	300,774.24	162,562.76
R-21	State Aid to Counties and Municipalities—Flood Damage .....		4,651,571.56	
R-22	Construction Costs: Pa.-N. J. Scudder's Falls Bridge .....		265,937.37	66,470.88
R-30	Division of Railroad Transportation .....			1,257,635.72
R-110	Debt Service .....	2,864,458.00	S 50,000.00	
<b>TOTAL STATE HIGHWAY DEPARTMENT</b> .....		<b>\$78,528,997.00</b>	<b>\$83,025,993.03</b> <b>S 81,701.23</b>	<b>\$81,382,012.22</b>
<b>DEPARTMENT OF INSTITUTIONS AND AGENCIES:</b>				
S-10-01	Administration—General .....	\$718,959.00	\$ .....	\$ .....
S-10-02	Division of Mental Health .....	247,337.00		
S-10-03	Bureau of Mental Deficiency .....	181,422.00		
2-S-10	Federal Hospital Survey & Construction Fund ..		7,492.32	1,500.00
3-S-10	Federal Aid—Mental Hygiene Clinics .....			101,358.00
4-S-10	Federal Aid for Construction of Governmental and Voluntary Non-Profit Hospitals .....		19,032.23	2,340,409.22
5-S-10	Federal Aid—Mental Hygiene Clinics—Educa- tional Program .....			15,165.00
7-S-10	Governor's Study Commission—Organizational Structure, Department of Institutions and Agencies .....		18,316.96	
8-S-10	Social Science Research Fund—Russell Sage Foundation .....			9,000.00
9-S-10	Trubek Fund—New Milford Teenage Project ....			600.00
10-S-10	Turrell Fund—Residential Treatment Center ....			15,000.00
11-S-10	1960 White House Conference on Children and Youth .....			
S-11	Division of Correction and Parole .....	709,660.00		
S-12	Division of Welfare—Bureau of Assistance .....	453,124.00		
S-14	New Jersey State Parole Board .....	51,840.00		
1-S-15	Division of State Use Employment Industrial Supervision and Revolving Fund .....		17.74	1,946,848.52
1-S-16-0	Institution Construction Fund .....		0.05	
2-S-16	Institution Construction Fund Bond Account ...		108,956.58	
3-S-16-09	Payroll Clearing Account .....			
S-20	Highfields Treatment Center .....	44,661.00	3,471.61	
S-21	Residential Group Center—Warren .....	8,564.00	150,000.00	
S-30	State Colony—New Lisbon .....	1,441,301.00	91,656.53	325.90
S-31	State Colony—Woodbine .....	1,681,769.00	135,222.04	6,288.00
S-32	New Jersey Home for Disabled Soldiers—Menlo Park .....	169,736.00		
S-33	New Jersey Home for Disabled Soldiers—Vine- land .....	296,022.00	83,907.21	3,735.08
S-34	North Jersey Training School—Totowa .....	1,607,142.00	121,945.07	30.00
S-35	New Jersey Reformatory—Annandale .....	1,029,730.00	249,784.67	63,958.61
S-35	New Jersey Reformatory—Bordentown .....	1,229,391.00	89,702.93	63,722.51
S-37	New Jersey Reformatory for Women—Clinton ..	834,329.00	60,097.45	285.07
S-38	New Jersey Sanatorium for Chest Diseases— Glen Gardner .....	1,228,999.00	24,687.23	965.00
S-39	State Home for Boys—Jamesburg .....	1,235,620.00	61,982.55	21,686.38
S-40	State Home for Girls .....	688,402.00	29,255.85	
1-S-40	State Home for Girls—Psychiatric Study Fund ..		33.36	
S-41	New Jersey State Hospital—Greystone Park ....	9,131,406.00	645,115.57	37,575.04
S-42	New Jersey State Hospital—Marlboro .....	5,295,980.00	131,148.90	9,897.65
S-43	New Jersey State Hospital—Trenton .....	7,038,175.00	S 7,084.95	
S-44	New Jersey State Prison—Trenton .....	1,893,265.00	83,992.51	3,928.69
S-45	State Prison Farm—Rahway .....	1,339,554.00	23,108.04	1,751.81
S-46	State Prison Farm—Leesburg .....	397,650.00	38,021.32	5,235.44
			41,549.69	81,153.87

\* Denotes red figure  
S Supplemental

New Jersey  
and Expenditures—1958-59—As at June 30, 1959

Transfers To and From* Appropriations	Total Available	Net Disbursements	Obligations	Continuing Appropriations	Lapsed	Per Cent Expended and Obligated
*\$275,700.00	\$19,094,734.66	\$14,895,186.01	\$3,378,699.64	\$820,197.81	\$651.20	96
.....	886,174.16	67,795.98	723,647.29	94,730.89	.....	89
*1,886,099.13	183,885,836.59	26,436,606.36	108,677,220.64	48,772,009.59	.....	73
861,000.00	8,550,272.40	1,199,092.47	4,670,260.39	2,680,919.54	.....	69
657,003.00	800,300.45	479,344.70	187,769.98	133,185.77	.....	83
*103,435.55	2,688,048.01	15,062.90	2,516,372.58	156,612.53	.....	94
*457,647.84	5,689.16	5,689.16	.....	.....	.....	.....
15,000.00	21,413,266.56	8,076,316.39	13,330,148.68	6,801.49	.....	99
*67,756.20	264,652.05	.....	264,652.05	.....	.....	100
1,257,635.72	2,515,271.44	491,061.03	2,024,210.41	.....	.....	100
.....	50,000.00	11,208.80	4,464.53	34,326.67	.....	31
.....	2,864,458.00	2,864,457.50	.....	.....	.50	100
<u>\$.....</u>	<u>\$243,018,703.48</u>	<u>\$54,541,821.30</u>	<u>\$135,777,446.19</u>	<u>\$52,698,784.29</u>	<u>\$651.70</u>	<u>78</u>
\$6,650.00	\$725,609.00	\$680,469.11	\$41,381.76	\$.....	\$3,758.13	99
*4,490.00	242,847.00	222,306.84	20,019.75	.....	520.41	99
*13,480.00	167,942.00	155,767.94	10,079.12	.....	2,094.94	99
.....	8,992.32	2,273.97	418.67	6,299.68	.....	30
4,763.62	106,121.62	74,712.29	31,409.33	.....	.....	100
.....	2,359,441.45	2,359,441.45	.....	.....	.....	100
*4,763.62	10,401.38	9,956.28	445.10	.....	.....	100
.....	18,316.96	13,372.86	105.33	4,838.77	.....	74
.....	9,000.00	8,631.93	244.58	123.49	.....	99
.....	600.00	568.76	31.24	.....	.....	100
.....	15,000.00	2,700.96	3,257.04	9,042.00	.....	40
5,380.00	5,380.00	2,986.53	1,787.13	606.34	.....	89
*800.00	708,860.00	671,718.26	33,288.23	.....	3,853.51	99
*20,280.00	432,844.00	401,855.01	23,128.83	.....	7,860.16	98
995.00	52,835.00	50,140.19	2,462.08	.....	232.73	99
.....	1,946,866.26	1,817,884.58	127,307.87	1,673.81	.....	99
.....	9.05	.....	.....	.....	9.05	.....
.....	108,956.58	20,351.02	5,879.77	82,725.79	.....	24
.....	.....	*1,196.75	1,196.75	.....	.....	.....
23,072.00	71,204.61	45,991.13	21,248.29	895.33	3,069.86	94
*1,070.00	157,494.00	30,469.72	94.00	126,923.00	7.22	19
*56,968.00	1,476,315.43	1,278,357.39	92,441.61	85,122.80	20,393.63	93
106,636.00	1,929,915.04	1,719,361.79	100,532.23	103,312.01	6,709.01	94
5,210.00	174,946.00	162,838.14	10,034.56	1,441.28	632.02	99
28,862.00	412,526.29	366,502.25	31,638.48	9,470.45	4,915.11	97
*34,718.00	1,694,399.07	1,456,070.10	118,717.76	103,619.90	15,991.31	93
74,511.00	1,417,984.28	1,069,359.51	236,370.93	109,599.91	2,653.93	92
54,920.30	1,437,736.74	1,198,981.07	165,857.92	66,418.26	6,479.49	95
*12,344.00	882,367.52	773,021.65	51,224.66	40,553.93	17,567.28	93
*2,801.00	1,251,850.23	1,129,872.63	89,388.23	18,043.10	14,546.27	97
402,678.00	1,721,956.93	1,483,121.11	136,999.60	96,463.18	5,383.04	94
42,058.00	759,715.85	678,123.80	39,683.26	34,589.95	7,318.84	94
.....	33.66	.....	.....	33.36	.....	.....
*177,296.00	9,636,800.61	8,310,534.25	755,318.77	566,218.89	4,728.70	94
52,045.00	5,496,156.50	5,043,907.78	365,283.16	76,171.36	10,794.20	98
141,488.00	7,267,584.20	6,604,094.33	578,131.41	81,548.19	3,810.27	99
97,231.55	2,015,356.40	1,828,532.36	152,221.85	23,617.33	10,984.86	98
*27,468.55	1,355,342.21	1,199,666.25	109,096.28	40,414.23	6,165.45	97
202,131.00	722,484.56	450,078.89	249,516.18	21,087.72	1,801.77	97

EXHIBIT "B"—Schedule II—Summary of Appropriations

Symbol	NAME OF ACCOUNT	1958-59 Original Appropriation	1958-59 Supplemental and Prior Years' Appropriation	Appropriated Revenue
S-47	New Jersey Neuropsychiatric Institute, Skillman	\$3,294,091.00	\$70,235.52	\$71,778.02
S-48	Vineland State School	2,606,664.00	S 9,000.00	2,344.25
2-S-48	Federal Aid—National Institute Mental Health Research Project		144.34	
S-49	Arthur Brisbane Child Treatment Center	325,261.00	3,012.20	
S-50	Diagnostic Center	613,912.00	41,895.36	14.00
S-51	New Jersey State Hospital—Ancora	4,296,116.00	43,742.53	423.49
S-52	E. R. Johnstone Training and Research Center	928,732.00	49,590.20	1,665.00
1-S-52	Rehabilitation Research Project—Federal Fund			27,365.00
S-60	Purchase of Care and Maintenance for Mentally Retarded	93,000.00		
S-61	Commission for the Blind	848,938.00	345.83	
1-S-61	Federal Subsidy for the Blind		26,420.70	498,361.41
3-S-61	Federal Subsidy for Rehabilitation of Blind		7,327.29	187,540.98
S-62	State Board of Child Welfare	1,908,229.00	896.04	275.00
1-S-62	Revolving Fund		200,043.45	699,581.54
2-S-62	Federal Child Welfare Service Fund		10,589.76	127,147.00
3-S-62	Frances Day Fund—Training Program			3,600.00
S-80	Institutional Control Account			
S-110	Debt Service	4,598,560.00		
<b>TOTAL DEPARTMENT OF INSTI- TUTIONS AND AGENCIES</b>		<b>\$58,467,541.00</b>	<b>\$2,885,874.83 S 16,084.95</b>	<b>\$6,350,515.48</b>
<b>DEPARTMENT OF INSTITUTIONS AND AGENCIES (STATE AID):</b>				
S-70	County Mental Hospitals	\$3,944,000.00	\$713,137.05	\$.....
S-71	County Tuberculosis Hospitals	400,000.00	234,076.14	.....
S-72	State Aid—Old Age Assistance	6,850,000.00	.....	.....
1-S-72	Federal Aid—Old Age Assistance	.....	573,387.05	9,879,397.00
4-S-72	Recoveries—Old Age Assistance	.....	235,926.83	1,070,141.31
5-S-72	Federal Aid—Old Age Assistance—To Counties for Administration Expenses	.....	13,097.79	.....
S-73	State Aid—Maintenance of Dependent Children	5,179,170.00	S 408,476.00	.....
1-S-73	Federal Aid—Maintenance Dependent Children	.....	.....	8,503,701.89
S-74	State Aid—General Assistance	2,830,000.00	.....	27,870.53
S-75	State Aid—Permanently and Totally Disabled	2,010,000.00	S 2,000,000.00	.....
1-S-75	Federal Aid—Assistance to the Permanently Disabled	.....	58,149.76	.....
S-76	State Aid—Community Mental Health Services	450,000.00	129,848.31	2,827,014.43
S-81	Miscellaneous Urgent Capital Items	750,000.00	59,022.78	.....
S-82	Institutional Roads and Approaches	.....	514,405.00	.....
		.....	41,010.96	.....
<b>TOTAL DEPARTMENT OF INSTITU- TIONS AND AGENCIES (STATE AID)</b>		<b>\$22,413,170.00</b>	<b>\$2,572,061.67 S 2,408,476.00</b>	<b>\$22,308,125.16</b>
<b>INTER AND NON-DEPARTMENTAL ITEMS:</b>				
T-11-302	Telephone and Telegraph	\$.....	\$.....	\$.....
T-11-303-01	Rents	1,974,593.00	.....	.....
T-11-304	Insurance	.....	.....	.....
T-11-321	Postage	.....	.....	.....
T-20	Pensions, Contributions to State Pension Funds and Social Security Taxes	10,917,500.00	.....	9,540.33
			S 600,000.00	.....
T-22	Consolidated Police and Firemen's Pension Fund	4,387,393.00	.....	.....
T-30	State Emergency Fund	200,000.00	.....	.....
T-40	Salary Adjustments, Increments	2,300,000.00	.....	.....
<b>TOTAL INTER AND NON-DEPART- MENTAL ITEMS</b>		<b>\$19,779,486.00</b>	<b>\$..... S 600,000.00</b>	<b>\$9,540.33</b>

\* Denotes red figure  
S Supplemental

New Jersey  
and Expenditures—1958-59—As at June 30, 1959

Transfers To and From* Appropriations	Total Available	Net Disbursements	Obligations	Continuing Appropriations	Lapsed	Per Cent Expended and Obligated
\$46,106.70	\$3,491,211.24	\$3,137,492.18	\$233,281.86	\$81,187.54	\$39,249.66	97
*30,521.00	2,791,611.45	2,475,607.59	181,244.33	104,739.40	30,020.13	95
	144.34			144.34		
20,805.00	349,078.20	311,711.25	25,179.55	10,601.30	1,586.09	97
14,793.00	670,614.36	616,689.77	45,806.67	6,843.36	1,274.56	99
12,041.00	4,352,323.02	4,013,253.63	307,419.27	27,451.28	4,198.84	99
*101,722.00	878,265.20	769,569.60	50,248.13	46,052.49	12,394.98	93
	27,365.00			27,365.00		
	93,000.00	41,394.71	315.11		51,290.18	45
27,953.00	877,236.83	794,475.10	78,556.54	704.83	3,500.36	99
	524,782.11	495,669.65	3,978.82	25,133.64		95
	194,868.27	142,868.99	38,402.49	13,596.79		93
15,125.00	1,924,526.04	1,821,734.54	92,908.31	759.29	9,123.90	99
722.00	900,345.99	691,404.15	27,886.70	181,056.14		80
	137,736.76	118,339.71	4,710.88	14,686.17		89
	3,600.00	3,600.00				100
3,417.00	3,417.00				3,417.00	
	4,598,560.00	4,598,560.00				100
\$900,873.00	\$68,620,889.26	\$61,355,195.26	\$4,696,180.48	\$2,251,175.63	\$318,336.89	96
\$50,000.00	\$4,707,137.05	\$4,501,316.62	\$.....	\$205,820.43	\$.....	96
*50,000.00	584,076.14	411,639.69		30,000.00	142,436.45	70
9,100,559.59	15,950,569.59	15,605,052.39		345,517.20		95
*9,931,830.45	520,953.60	116,175.92	3,978.83	400,798.85		
*1,005,680.95	300,387.18			300,387.18		
1,473,042.95	1,486,140.75	1,486,140.75				100
	5,587,646.00	5,537,646.00	50,000.00			100
	8,503,701.89	8,405,200.53	97,501.36			100
500,000.00	5,357,870.53	5,249,803.69	108,066.84			100
2,502,916.01	4,571,065.77	4,419,568.65		151,497.12		91
*2,639,017.15	317,845.59	44,195.62	3,978.83	269,671.14		
	509,022.78	346,335.43	84,451.19	78,236.16		85
*486,905.00	777,500.00	25,800.00		751,700.00		3
	41,010.96	29,800.00		11,210.96		73
*\$485,905.00	\$49,214,927.83	\$46,179,675.29	\$347,977.05	\$2,544,839.04	\$142,436.45	95
\$.....	\$.....	*\$70,284.60	\$58,296.77	\$.....	\$11,987.83	...
	1,974,593.00	1,929,019.89	27,682.04		17,891.07	99
		*25,171.71	16,049.66		9,122.05	...
		*12,270.77	526.36		11,744.41	...
*8,000.00	11,519,040.33	10,685,686.01	204,582.28		628,772.04	95
	4,387,393.00	4,387,392.24			.76	100
*90,641.17	109,358.83				109,358.83	...
*866,952.00	1,433,038.00				1,433,038.00	...
*\$965,603.17	\$19,423,423.16	\$16,894,371.06	\$307,137.11	\$.....	\$2,221,914.99	89

## EXHIBIT "B"—Schedule II—Summary of Appropriations

Symbol	NAME OF ACCOUNT	1958-59 Original Appropriation	1958-59 Supplemental and Prior Years' Appropriation	Appropriated Revenue
	<b>INTERSTATE AND TEMPORARY COMMISSIONS:</b>			
U-10	South Jersey Port Commission .....	\$37,235.00	\$.....	\$.....
U-11	Palisades Interstate Park Commission .....	464,661.00	4,243.85	.....
			S 30,000.00	
U-12	Delaware River Joint Toll Bridge Commission ..	118,577.00	.....	120,116.97
U-14	Interstate Sanitation Commission .....	43,200.00	.....	.....
	<b>TOTAL INTERSTATE AND TEMPORARY COMMISSIONS .....</b>	<b>\$663,673.00</b>	<b>\$4,243.85</b> <b>S 30,000.00</b>	<b>\$120,116.97</b>
	<b>TOTAL EXECUTIVE BRANCH .....</b>	<b>\$384,197,159.00</b>	<b>\$102,578,115.31</b> <b>S 4,766,042.52</b>	<b>\$153,862,884.56</b>
	<b>JUDICIAL BRANCH:</b>			
V-10	The Judiciary .....	\$1,965,990.00	\$.....	\$.....
			S 21,286.53	
V-20	The Judiciary—Payment to Counties for Salaries of Stenographic Reporters and County Judges .	761,826.00	.....	.....
	<b>TOTAL JUDICIARY BRANCH .....</b>	<b>\$2,727,816.00</b>	<b>\$.....</b> <b>S 21,286.53</b>	<b>\$.....</b>
	<b>RECAPITULATION:</b>			
	<b>TOTAL LEGISLATIVE BRANCH .....</b>	<b>\$1,702,216.00</b>	<b>\$84,305.10</b> <b>S 101,475.65</b>	<b>\$.....</b>
	<b>TOTAL EXECUTIVE BRANCH .....</b>	<b>384,197,159.00</b>	<b>102,578,115.31</b> <b>S 4,766,042.52</b>	<b>153,862,884.56</b>
	<b>TOTAL JUDICIAL BRANCH .....</b>	<b>2,727,816.00</b>	<b>.....</b> <b>S 21,286.53</b>	<b>.....</b>
	<b>GRAND TOTALS .....</b>	<b>\$388,627,191.00</b>	<b>\$102,662,420.41</b> <b>S 4,888,804.70</b>	<b>\$153,862,884.56</b>

\* Denotes red figure  
S Supplemental

New Jersey  
and Expenditures—1958-59—As at June 30, 1959

Transfers To and From* Appropriations	Total Available	Net Disbursements	Obligations	Continuing Appropriations	Lapsed	Per Cent Expended and Obligated
\$.....	\$37,235.00	\$32,175.87	\$2,726.91	\$.....	\$2,332.22	94
7,080.00	505,984.85	455,733.51	46,002.93	4,243.85	4.56	99
.....	238,693.97	217,917.04	14,491.27	.....	6,285.66	97
.....	43,200.00	43,200.00	.....	.....	.....	100
<u>\$7,080.00</u>	<u>\$825,113.82</u>	<u>\$749,026.42</u>	<u>\$63,221.11</u>	<u>\$4,243.85</u>	<u>\$8,622.44</u>	<u>98</u>
<u>*\$19,243.30</u>	<u>\$645,384,958.09</u>	<u>\$410,057,712.58</u>	<u>\$154,958,097.12</u>	<u>\$76,723,850.47</u>	<u>\$3,645,297.92</u>	<u>88</u>
\$17,500.00	\$2,004,776.53	\$1,880,085.50	\$113,234.04	\$.....	\$11,456.99	99
.....	761,826.00	243,686.33	518,139.67	.....	.....	100
<u>\$17,500.00</u>	<u>\$2,766,602.53</u>	<u>\$2,123,771.83</u>	<u>\$631,373.71</u>	<u>\$.....</u>	<u>\$11,456.99</u>	<u>99</u>
\$1,743.30	\$1,889,740.05	\$1,330,193.14	\$336,612.18	\$153,769.32	\$69,165.41	88
*19,243.30	645,384,958.09	410,057,712.58	154,958,097.12	76,723,850.47	3,645,297.92	88
17,500.00	2,766,602.53	2,123,771.83	631,373.71	.....	11,456.99	99
<u>\$.....</u>	<u>\$650,041,300.67</u>	<u>\$413,511,677.55</u>	<u>\$155,926,083.01</u>	<u>\$76,877,619.79</u>	<u>\$3,725,920.32</u>	<u>88</u>

State of New Jersey  
 EXHIBIT "B"—Schedule III  
 Analysis of General Treasury Surplus  
 For Fiscal Year Ended June 30, 1959

The State had available surplus in the General Treasury on July 1, 1958 .....		\$20,700,314.35
Appropriation balances of prior years were lapsed in the sum of .....		356,461.88
The water Development Fund repaid the amounts appropriated for Round Valley and Spruce Run Projects in the sum of .....		4,434,451.00
Repayments on amount of loans by the State were made by:		
Poultry Products Promotion Tax Account .....		75,000.00
Seed Potato Tax Account .....		10,000.00
Reimbursement for Pension and Social Security charges for 1958 .....		106,975.17
The accounts for deferred credits and charges were adjusted for .....		3,581.01
Anticipated revenues earned were (Schedule I) .....		<u>372,709,260.53</u>
OR TOTAL CREDITS OF .....		\$398,396,043.94
Appropriations for the current fiscal year were .....	\$388,628,606.33	
Loans were made to the following:		
Morris Canal Account .....	37,458.98	
Poultry Products Promotion Tax Account .....	100,000.00	
Seed Potato Tax Account .....	10,000.00	
Asparagus Tax Account .....	50,000.00	
Supplemental and special appropriations were .....	<u>4,728,804.70</u>	
OR A TOTAL OF .....	\$393,554,870.01	
Current year's appropriation balances lapsed were .....	<u>3,725,920.32</u>	
Leaving a general fund expenditure of .....	\$389,828,949.69	
Deposits in the South Amboy Trust Company were written off in the sum of ....	<u>125,000.00</u>	
OR TOTAL CHARGES OF .....		<u>\$389,953,949.69</u>
Leaving an available surplus at June 30, 1959, of .....		\$8,442,094.25



State of  
**EXHIBIT "C"—Comparative**  
**Dedicated, Trust**

	Cash	Investments
Old Bond and Interest Trust Fund .....	\$6,600.37	\$45,000.00
Unemployment Compensation Auxiliary Fund .....	77,604.05	4,750,000.00
Unemployment Compensation Tax Fund .....	3,899,846.96	.....
State Disability Benefits Fund .....	3,278,631.65	94,546,500.00
School Fund .....	151,674.64	17,185,100.00
1837 Surplus Revenue Fund .....	33,936.12	726,500.00
Veterans' Guaranteed Loan Fund .....	14,135.97	2,690,000.00
Emergency Housing Contingency Reserve Fund .....	.....	.....
Institution Construction Bond Fund .....	4,061.95	85,000.00
State 1952 Institution Construction Fund .....	44,562.56	750,000.00
School Building Aid—Capital Reserve Fund .....	3,268.54	1,420,000.00
State Teachers College Construction Fund .....	19,638.98	255,000.00
Armory Construction Fund .....	30,933.61	.....
Grade Crossing Elimination Fund .....	233,608.41	1,525,000.00
State Water Development Fund .....	523,928.31	19,700,000.00
Unclaimed Life Insurance Escheat Fund .....	7,763.20	10,000.00
Unclaimed Bank Deposits Escheat Fund .....	29,282.63	460,000.00
Unclaimed Personal Property Trust Fund .....	1,627,968.49	.....
Motor Vehicle Liability Security Fund .....	18,547.46	7,283,000.00
Stock Workmen's Compensation Security Fund .....	8,480.26	2,888,000.00
Mutual Workmen's Compensation Security Fund .....	10,218.42	1,050,000.00
Unsatisfied Claim and Judgment Fund .....	292,770.92	5,425,000.00
Special Railroad Deposits .....	4,830.24	25,000.00
Old Outstanding Check Account .....	95,596.74	.....
State Society of the Battleship New Jersey .....	2,010.48	9,000.00
Withholding Tax Fund .....	1,168,986.60	.....
Employees' Savings Bond Deductions Fund .....	178,779.45	.....
Employees' Hospitalization Deductions Fund .....	61,510.39	.....
Employees' Miscellaneous Deductions Fund .....	7,771.74	.....
Employees' Pension and Social Security Deductions Fund .....	882,893.32	.....
<b>Total Dedicated and Trust Funds .....</b>	<b>\$12,719,842.46</b>	<b>\$160,828,100.00</b>
<b>Pension Funds:</b>		
Consolidated Police and Firemen's Pension Fund .....	\$1,506,022.93	\$41,224,367.91
Police and Firemen's Retirement Fund .....	482,224.12	54,967,200.00
Prison Officers' Pension Fund .....	36,826.32	450,000.00
State Police Retirement Fund .....	253,260.50	4,416,000.00
Teachers' Pension and Annuity Fund .....	2,905,523.18	333,867,330.53
Public Employees' Retirement System Fund .....	3,588,643.58	149,797,706.57
Pension Increase Fund .....	243,514.79	.....
Social Security Agency Fund .....	314.41	.....
Social Security Agency Administration Account .....	335.50	.....
<b>Total Pension Funds .....</b>	<b>\$9,016,665.33</b>	<b>\$584,722,605.01</b>
<b>Grand Totals All Funds .....</b>	<b>\$21,736,507.79</b>	<b>\$745,550,705.01</b>

- (1) Funds in hands of U. S. Treasurer.
- (2) Includes \$2,222,618.43 cost of notes in default.
- (3) For paying future Unemployment Compensation Claims.
- (4) For paying future Temporary Disability Claims.

New Jersey  
 Balance Sheet—As at June 30, 1959  
 and Pension Funds

Other Assets	Total Assets	Liabilities	Reserve For Dedicated and Trust Purposes	
			June 30, 1959	June 30, 1958
\$.....	\$51,600.37	\$35,403.91	\$16,196.46	\$16,143.07
209.93	4,827,813.98	.....	4,827,813.98	4,426,269.93
335,662,135.42 (1)	339,561,982.38	.....	339,561,982.38 (3)	378,547,287.99
526,207.74	98,351,339.39	130,305.45	98,221,033.94 (4)	96,109,245.91
1,403,453.79	18,740,228.43	130,563.59	18,609,664.84	18,042,856.70
31,434.38	791,870.50	27,200.06	764,670.44	764,670.44
2,265,229.71 (2)	4,969,365.68	.....	4,969,365.68	9,803,210.88
.....	.....	.....	.....	52,653.34
.....	89,061.95	81,372.49	7,689.46	16,882.94
.....	794,562.56	285,329.83	509,232.73	996,552.38
.....	1,423,268.54	1,423,268.54	.....	.....
3.26	274,642.24	47,879.55	226,762.69	457,854.35
.....	30,933.61	20,645.11	10,288.50	24,410.30
.....	1,758,608.41	88,420.68	1,670,187.73	1,942,571.02
20,850,000.00	41,073,928.31	487,394.59	40,586,533.72	.....
.....	17,763.20	.....	17,763.20	14,411.58
2,135.11	491,417.74	.....	491,417.74	462,396.24
.....	1,627,968.49	.....	1,627,968.49	1,655,422.82
.....	7,301,547.46	.....	7,301,547.46	6,422,082.98
.....	2,896,480.26	.....	2,896,480.26	2,816,440.08
7,549.51	1,067,767.93	.....	1,067,767.93	927,573.55
2,950,145.14	8,667,916.06	49,452.30	8,618,463.76	7,824,392.75
.....	29,830.24	25,148.65	3,681.59	3,409.70
.....	95,596.74	95,596.74	.....	.....
60.22	11,070.70	.....	11,070.70	10,852.09
.....	1,168,986.60	1,168,986.60	.....	.....
.....	178,779.45	178,779.45	.....	.....
.....	61,510.39	61,510.39	.....	.....
.....	7,771.74	7,771.74	.....	.....
.....	882,893.32	882,893.32	.....	.....
<u>\$363,698,564.21</u>	<u>\$537,246,506.67</u>	<u>\$5,228,922.99</u>	<u>\$532,017,583.68</u>	<u>\$531,342,601.04</u>
\$.....	\$42,730,390.84	\$.....	\$42,730,390.84	\$37,351,017.23
82,047.85	55,531,471.97	.....	55,531,471.97	45,101,092.31
3,685.05	490,511.37	.....	490,511.37	515,921.23
47,077.75	4,716,338.25	.....	4,716,338.25	4,354,494.79
1,815,019.81	338,587,873.52	.....	338,587,873.52	310,312,114.45
997,840.42	154,384,190.57	.....	154,384,190.57	136,570,997.75
.....	243,514.79	243,514.79	.....	.....
.....	314.41	314.41	.....	.....
.....	335.50	335.50	.....	.....
<u>\$2,945,670.88</u>	<u>\$596,684,941.22</u>	<u>\$244,164.70</u>	<u>\$596,440,776.52</u>	<u>\$534,205,637.78</u>
<u>\$366,644,235.09</u>	<u>\$1,133,931,447.89</u>	<u>\$5,473,087.69</u>	<u>\$1,128,458,360.20</u>	<u>\$1,055,548,233.82</u>

State of New Jersey  
EXHIBIT "D"—Comparative Statement of Bonded Debt

As at June 30, 1959 and June 30, 1958

	June 30, 1959	June 30, 1958
<b>BONDS AND CERTIFICATES OUTSTANDING:</b>		
Highway Improvement Bonds .....	\$29,630,000.00	\$31,565,000.00
Institution Construction Bonds—Act of 1930 .....	3,830,000.00	4,200,000.00
Institution Construction Bonds—Act of 1949 .....	12,505,000.00	14,290,000.00
Institution Construction Bonds—Act of 1952 .....	16,075,000.00	17,860,000.00
Emergency Housing Bonds .....	5,690,000.00	7,680,000.00
Teachers College Construction Bonds .....	9,675,000.00	10,750,000.00
Water Development Bonds .....	25,000,000.00	.....
Agricultural College Certificates .....	116,000.00	116,000.00
Totals .....	<u>\$102,521,000.00</u>	<u>\$86,461,000.00</u>

These monies are to be raised by appropriations through the future annual budgets.

In addition to the above direct obligations the State has guaranteed the principal and interest payment on the bonds issued by the N. J. Highway Authority. The State's liability for this debt service is contingent on the insufficiency of the revenue derived by the Authority to meet this obligation.

\$285,000,000.00

\$285,000,000.00



State of  
EXHIBIT

Summary Statement of Cash Receipts and Disbursements

	Balance July 1, 1958	Receipts Outside Sources
Old Bond and Interest Trust Fund .....	\$5,648.21	\$88,875.57
Unemployment Compensation Auxiliary Fund .....	76,269.93	6,021,756.50
Unemployment Compensation Tax Fund .....	3,722,841.32	149,180,196.95
Temporary Disability Benefits Fund .....	3,368,090.09	16,452,983.56
School Fund .....	164,089.20	1,471,032.39
1837 Surplus Revenue Fund .....	26,880.18	82,860.27
Veterans' Guaranteed Loan Fund .....	283,382.17	3,766,996.33
Emergency Housing Contingency Reserve Fund .....	2,653.34	50,911.94
Institution Construction Bond Fund .....	28,142.85	519,969.26
State 1952 Institution Construction Fund .....	27,523.83	3,266,993.03
School Building Aid—Capital Reserve Fund .....	6,639.10	2,010,853.30
State Teachers College Construction Fund .....	88,350.22	1,747,280.74
Armory Construction Fund .....	64,496.60	114,281.84
Grade Crossing Elimination Fund .....	79,093.49	5,110,346.58
State Water Development Fund .....		25,022,557.48
Unclaimed Bank Deposits Escheat Fund .....	7,827.27	344,059.69
Unclaimed Life Insurance Escheat Fund .....	9,411.58	28,855.86
Unclaimed Personal Property Trust Fund .....	1,655,422.82	63,519.07
Motor Vehicle Liability Security Fund .....	17,082.98	2,313,108.64
Stock Workmen's Compensation Security Fund .....	7,474.86	567,649.79
Mutual Workmen's Compensation Security Fund .....	7,474.52	206,263.15
Unsatisfied Claim and Judgment Fund .....	265,788.12	4,457,676.50
Special Railroad Deposits .....	5,118.35	15,337.50
Old Outstanding Checks Account .....	145,659.24	7,527.04
State Society of the Battleship New Jersey .....	1,785.48	225.00
Withholding Tax Fund .....	1,025,361.58	13,789,075.04
Employees' Savings Bond Deductions Fund .....	140,098.63	1,413,621.20
Employees' Hospitalization Deductions Fund .....	57,224.16	1,533,121.29
Employees' Miscellaneous Deductions Fund .....	5,938.43	104,840.79
Employees' Pension and Social Security Deductions Fund .....	556,664.01	5,747,972.58
<b>TOTAL DEDICATED AND TRUST FUNDS .....</b>	<b>\$11,852,432.56</b>	<b>\$245,510,748.88</b>
Pension Funds:		
Consolidated Police and Firemen's Pension Fund .....	\$1,403,167.23	\$24,437,670.81
Police and Firemen's Retirement Fund .....	551,069.69	24,695,628.32
Prison Officers' Pension Fund .....	31,799.27	428,855.22
State Police Retirement Fund .....	69,608.35	1,423,363.95
Teachers' Pension and Annuity Fund .....	2,671,860.42	96,754,016.87
Public Employees' Retirement System Fund .....	5,218,218.70	49,235,617.56
Pension Increase Fund .....		951,052.41
Social Security Agency Fund .....	1,467.65	24,235,106.02
Social Security Agency Administration Fund .....	750.83	387,840.09
<b>TOTAL PENSION FUNDS .....</b>	<b>\$9,947,942.14</b>	<b>\$222,549,151.25</b>
<b>TOTAL OF ALL FUNDS .....</b>	<b>\$21,800,374.70</b>	<b>\$468,059,900.13</b>

- (1) Funds transferred back to State by U. S. Treasurer.  
(2) Funds deposited with U. S. Treasurer.

## New Jersey

"E"

## Dedicated, Trust and Pension Funds—Fiscal Year Ended June 30, 1959

Transfers From Other Funds	Total	Disbursements Outside Sources	Transfers To Other Funds	Total Disbursements	Balance June 30, 1959
\$ . . . . .	\$94,523.78	\$78,483.41	\$9,440.00	\$87,923.41	\$6,600.37
. . . . .	6,098,026.43	6,020,422.38	. . . . .	6,020,422.38	77,604.05
(1) 146,500,000.00	299,403,038.27	198,819,191.31	(2) 96,684,000.00	295,503,191.31	3,899,846.96
15,372,255.12	35,193,328.77	15,268,235.09	16,646,462.03	31,914,697.12	3,278,631.65
47,619.87	1,682,741.46	870,526.64	660,540.18	1,531,066.82	151,674.64
10,116.57	119,857.02	55,976.56	29,944.34	85,920.90	33,936.12
13,433.59	4,063,812.09	2,113,452.42	1,936,223.70	4,049,676.12	14,135.97
. . . . .	53,565.28	6,903.07	46,662.21	53,565.28	. . . . .
. . . . .	548,112.11	495,850.16	48,200.00	544,050.16	4,061.95
33,200.00	3,327,716.86	3,283,154.30	. . . . .	3,283,154.30	44,562.56
647,538.25	2,665,030.65	2,661,762.11	. . . . .	2,661,762.11	3,268.54
. . . . .	1,835,630.96	1,715,991.98	100,000.00	1,815,991.98	19,638.98
. . . . .	178,778.44	130,958.20	16,886.63	147,844.83	30,933.61
. . . . .	5,189,440.07	4,955,831.66	. . . . .	4,955,831.66	233,608.41
200,000.00	25,222,557.48	19,814,178.17	4,884,451.00	24,698,629.17	523,928.31
. . . . .	351,886.96	172,806.74	149,797.59	322,604.33	29,282.63
. . . . .	38,267.44	20,277.34	10,226.90	30,504.24	7,763.20
. . . . .	1,718,941.89	65,815.93	25,157.47	90,973.40	1,627,968.49
. . . . .	2,330,191.62	2,311,644.16	. . . . .	2,311,644.16	18,547.46
. . . . .	575,124.65	566,644.39	. . . . .	566,644.39	8,480.26
. . . . .	213,737.67	203,519.25	. . . . .	203,519.25	10,218.42
. . . . .	4,733,464.62	4,345,128.55	95,565.15	4,440,693.70	292,770.92
9,440.00	29,895.85	25,065.61	. . . . .	25,065.61	4,830.24
. . . . .	153,186.28	57,589.54	. . . . .	57,589.54	95,596.74
. . . . .	2,010.48	. . . . .	. . . . .	. . . . .	2,010.48
. . . . .	14,814,436.62	13,645,450.02	. . . . .	13,645,450.02	1,168,986.60
. . . . .	1,553,719.83	1,374,940.38	. . . . .	1,374,940.38	178,779.45
. . . . .	1,590,345.45	1,528,835.06	. . . . .	1,528,835.06	61,510.39
. . . . .	110,779.22	103,007.48	. . . . .	103,007.48	7,771.74
. . . . .	6,304,636.59	5,421,743.27	. . . . .	5,421,743.27	882,893.32
<u>\$162,833,603.40</u>	<u>\$420,196,784.84</u>	<u>\$286,133,385.18</u>	<u>\$121,343,557.20</u>	<u>\$407,476,942.38</u>	<u>\$12,719,842.45</u>
\$ . . . . .	\$25,840,838.04	\$24,334,815.11	\$ . . . . .	\$24,334,815.11	\$1,506,022.93
. . . . .	25,246,698.01	24,764,473.89	. . . . .	24,764,473.89	482,224.12
. . . . .	460,654.49	423,828.17	. . . . .	423,828.17	36,826.32
4,341.24	1,497,313.54	1,244,053.04	. . . . .	1,244,053.04	253,260.50
. . . . .	99,425,877.29	96,520,354.11	. . . . .	96,520,354.11	2,905,523.18
. . . . .	54,453,836.26	50,865,192.68	. . . . .	50,865,192.68	3,588,643.58
. . . . .	951,052.41	707,537.62	. . . . .	707,537.62	243,514.79
. . . . .	24,236,573.67	24,236,259.26	. . . . .	24,236,259.26	314.41
. . . . .	388,590.92	388,255.42	. . . . .	388,255.42	335.50
<u>\$4,341.24</u>	<u>\$232,501,434.63</u>	<u>\$223,484,769.30</u>	<u>\$ . . . . .</u>	<u>\$223,484,769.30</u>	<u>\$9,016,665.33</u>
<u>\$162,837,944.64</u>	<u>\$652,698,219.47</u>	<u>\$509,618,154.48</u>	<u>\$121,343,557.20</u>	<u>\$630,961,711.68</u>	<u>\$21,736,507.79</u>

State of

EXHIBIT "F"—Summary Statement of Cash Receipts and Accrued

	Cash Receipts	Gross Accrued Revenues	Transfers From Other Funds
General Treasury (Schedule I) .....	\$675,606,591.00	\$526,328,982.06	*\$17,187,664.63
Dedicated and Trust Funds (Schedule III) .....	<u>630,897,844.77</u>	<u>204,696,855.30</u>	<u>13,200.00</u>
<b>TOTALS</b> .....	<b>\$1,306,504,435.77</b>	<b>\$731,025,837.36</b>	<b>\$17,200,864.63</b>

State of

EXHIBIT "F"—Summary Statement of Cash Disbursements and Accrued

	Cash Disbursements	Gross Accrued Expenditures	Transfers To Other Funds	Net Accrued Expenditures
General Treasury (Schedule II) .....	\$681,810,936.51	\$511,533,052.20	\$4,872,003.77	\$506,661,048.43
Dedicated and Trust Funds (Schedule IV) ....	<u>630,961,711.68</u>	<u>224,614,583.52</u>	<u>*12,328,860.86</u>	<u>212,285,722.66</u>
<b>TOTALS</b> .....	<b>\$1,312,772,648.19</b>	<b>\$736,147,635.72</b>	<b>\$17,200,864.63</b>	<b>\$718,946,771.09</b>

\* Includes \$4,684,451.00 transferred from Water Development Fund to General Treasury as credit to Surplus Account.

## New Jersey

## Revenues (Analyzed)—All Funds—Fiscal Year Ended June 30, 1959

Net Accrued Revenues	Revenues From Taxes and Licenses	Revenues From Federal Aid	Revenues From Departmental Sales and Service	Revenues From Municipal Subdivisions	Revenues From Other Sources
\$509,141,317.43	\$350,546,459.10	\$120,242,131.20	\$27,135,937.54	\$3,782,701.94	\$7,434,087.65
<u>204,683,655.30</u>	<u>110,919,395.95</u>	<u>52,222,353.50</u>	.....	.....	<u>41,541,905.85</u>
\$713,824,972.73	\$461,465,855.05	\$172,464,484.70	\$27,135,937.54	\$3,782,701.94	\$48,975,993.50

## New Jersey

## Expenditures (Analyzed)—All Funds—Fiscal Year Ended June 30, 1959

Salaries and Wages	Materials and Supplies	Services Other Than Personal	Additions and Improvements	Subventions and Direct State Aid	Extraordinary Expenses
\$110,500,313.37	\$21,495,500.34	\$25,217,024.83	\$115,510,973.50	\$214,803,534.52	\$19,133,701.87
<u>56,160.69</u>	<u>1,983.69</u>	<u>51,260.16</u>	<u>1,663,220.56</u>	<u>209,855,376.67</u>	<u>657,720.89</u>
\$110,556,474.06	\$21,497,484.03	\$25,268,284.99	\$117,174,194.06	\$424,658,911.19	\$19,791,422.76

## EXHIBIT "F"—Schedule I—Statement of Gross Receipts and Analysis of Accrued

	Cash Receipts	Accrued Revenue	Transfers From Other Funds
<b>MAJOR TAX REVENUE</b>			
Main Stem Railroad Property Tax .....	\$2,758,424.79	\$2,758,569.53	\$.....
Franchise Tax on Railroads .....	391,666.54	391,666.54	.....
Second Class Railroad Property Tax (Local Use) .....	14,960,994.07	14,959,731.24	.....
Transfer Inheritance Tax .....	21,594,855.75	20,621,813.27	.....
Miscellaneous Corporation Tax—Domestic and Foreign .....	46,763,945.54	47,200,261.25	.....
Domestic Life Insurance Corporation Tax .....	962,223.96	962,223.96	.....
Foreign Insurance Corporation Tax .....	14,810,198.82	14,402,188.14	.....
Financial Business Tax .....	757,248.81	756,492.64	.....
Cigarette Tax .....	37,901,972.37	37,951,108.73	.....
Pari-Mutuel Racing Tax .....	23,947,008.51	23,661,549.21	.....
Motor Fuels Tax .....	97,425,183.90	92,467,526.37	.....
Beverage Tax .....	20,050,897.43	20,002,067.08	.....
Beverage Licenses .....	832,258.33	825,028.07	.....
Bus Excise Tax .....	96,144.09	99,650.90	.....
Motor Vehicle Fees, Licenses, etc. ....	67,137,697.17	67,337,799.71	.....
<b>DEPARTMENTAL REVENUE</b>			
Legislature:			
Senate .....	6,606.24	.....	.....
General Assembly .....	6,061.41	.....	.....
Metropolitan Rapid Transit Commission .....	141,417.59	141,417.59	.....
Department of Law and Public Safety:			
Tenement House Supervision .....	38,525.25	37,617.00	.....
Hotel Fire Safety Inspection Fees .....	28,972.00	29,052.00	.....
Security Responsibility Bureau .....	530,916.38	597,568.14	.....
Division of Weights and Measures .....	46,491.67	46,322.90	.....
Division of Law .....	271,773.78	179,914.11	157,605.19
Division of Law—Rate Proceedings Revolving Fund .....	194,061.87	189,697.69	.....
Unsatisfied Claim and Judgment Fund .....	95,565.15	99,452.30	99,452.30
Division of State Police (General) .....	1,607,574.13	1,027,617.72	.....
Division of Motor Vehicle (General) .....	149,941.17	3,427.72	.....
Division of Professional Boards .....	711,850.64	736,745.49	.....
Veterans Guaranteed Loan Fund (Administration Expense) .....	60,803.30	60,350.00	60,350.00
Transfer from Veterans Guaranteed Loan Fund .....	1,875,873.70	5,000,000.00	5,000,000.00
Miscellaneous .....	18,431.95	5,875.00	.....
Department of the Treasury:			
Division of Purchase and Property .....	2,379,672.61	59,722.68	29,041.17
Interest on Deposit .....	160,346.80	169,354.02	.....
Public Utility Tax (Administration) .....	34,445.29	34,445.29	.....
Outdoor Advertising Permits and Fees .....	92,877.91	91,841.01	.....
State Purchase Fund .....	3,389,396.66	11,849.63	.....
Agricultural Commodities Distribution Fund .....	15,720.69	.....	.....
Cafeteria—State House .....	92,798.07	92,597.83	.....
Cafeteria—Highway .....	47,651.58	47,566.84	.....
Contributions to N. J. Firemen's Home and Association .....	210,503.70	210,503.70	.....
Division of Local Government .....	120,475.04	116,297.37	.....
Current Earnings on Investments in Gen. Invest. Account .....	1,293,761.82	1,209,502.30	.....
Dividends .....	18,870.00	18,870.00	.....
Unclaimed Personal Property Escheats .....	109,507.90	93,492.23	25,157.47
Transfer from State Disability Benefit Fund .....	49,612.05	53,192.39	53,192.39
Transfer from Division of Employment Security .....	69,355.51	72,367.56	72,367.56
General Investment Account .....	171,565,000.00	.....	.....
Social Security Fund (Administration) .....	605,815.70	605,855.70	.....
Division of Pensions .....	3,091.88	.....	.....
Supplemental Payrolls Clearing Account .....	411,771.65	.....	.....
Unclaimed Bank Deposits Escheats .....	149,797.59	149,797.59	149,797.59
South Amboy Trust Co. Judgment .....	120,833.33	.....	.....
Bureau of Construction .....	68,078.41	64,700.00	.....
Trans. from Unclaimed Life Insurance Escheat Fund .....	10,226.90	10,226.90	10,226.90
Real Estate Escheats .....	20,794.47	20,713.10	.....
Miscellaneous Revenue .....	158,912.24	103,975.81	63,548.84
Department of State:			
General Revenue .....	746,650.48	804,389.26	.....
Commissions .....	82,410.00	82,410.00	.....
Athletic Commissioner .....	36,459.13	36,390.37	.....
Miscellaneous .....	999.80	845.60	.....

Revenues—General Treasury—Fiscal Year Ended—June 30, 1959

Accrued Revenue Outside Sources	Revenue From Taxes and Licenses	Revenue From Federal Aid	Revenue From Departmental Sales and Services	Revenue From Other Sources	Revenue From Municipal Subdivisions
\$2,758,569.53	\$2,758,569.53	\$.....	\$.....	\$.....	\$.....
391,666.54	391,666.54	.....	.....	.....	.....
14,959,731.24	14,959,731.24	.....	.....	.....	.....
20,621,813.27	20,621,813.27	.....	.....	.....	.....
47,200,261.25	47,200,261.25	.....	.....	.....	.....
962,223.96	962,223.96	.....	.....	.....	.....
14,402,188.14	14,402,188.14	.....	.....	.....	.....
756,492.64	756,492.64	.....	.....	.....	.....
37,951,108.73	37,951,108.73	.....	.....	.....	.....
23,661,549.21	23,661,549.21	.....	.....	.....	.....
92,467,526.37	92,467,526.37	.....	.....	.....	.....
20,002,067.08	20,002,067.08	.....	.....	.....	.....
825,028.07	825,028.07	.....	.....	.....	.....
99,650.90	99,650.90	.....	.....	.....	.....
67,337,799.71	67,337,799.71	.....	.....	.....	.....
.....	.....	.....	.....	.....	.....
.....	.....	.....	.....	.....	.....
141,417.59	.....	.....	.....	141,417.59	.....
.....	.....	.....	.....	.....	.....
37,617.00	.....	.....	37,617.00	.....	.....
29,052.00	.....	.....	29,052.00	.....	.....
597,568.14	597,568.14	.....	.....	.....	.....
46,322.90	46,322.90	.....	.....	.....	.....
22,307.92	.....	.....	22,307.92	.....	.....
189,697.69	.....	.....	189,697.69	.....	.....
.....	.....	.....	.....	.....	.....
1,027,617.72	.....	.....	1,027,617.72	.....	.....
3,427.72	.....	.....	3,427.72	.....	.....
736,745.49	736,745.49	.....	.....	.....	.....
.....	.....	.....	.....	.....	.....
5,875.00	.....	.....	5,875.00	.....	.....
.....	.....	.....	.....	.....	.....
30,681.51	.....	.....	30,681.51	.....	.....
169,354.02	.....	.....	.....	169,354.02	.....
34,445.29	34,445.29	.....	.....	.....	.....
91,841.01	91,841.01	.....	.....	.....	.....
11,849.63	.....	.....	11,849.63	.....	.....
.....	.....	.....	.....	.....	.....
92,597.83	.....	.....	92,597.83	.....	.....
47,566.84	.....	.....	47,566.84	.....	.....
210,503.70	210,503.70	.....	.....	.....	.....
116,297.37	.....	.....	116,297.37	.....	.....
1,209,502.30	.....	.....	.....	1,209,502.30	.....
18,870.00	.....	.....	.....	18,870.00	.....
68,334.76	.....	.....	.....	68,334.76	.....
.....	.....	.....	.....	.....	.....
605,855.70	.....	.....	.....	.....	605,855.70
.....	.....	.....	.....	.....	.....
.....	.....	.....	.....	.....	.....
64,700.00	.....	.....	64,700.00	.....	.....
.....	.....	.....	.....	.....	.....
20,713.10	.....	.....	.....	20,713.10	.....
40,426.97	8,805.75	.....	.....	31,621.22	.....
.....	.....	.....	.....	.....	.....
804,389.26	.....	.....	804,389.26	.....	.....
82,410.00	82,410.00	.....	.....	.....	.....
36,390.37	36,390.37	.....	.....	.....	.....
845.60	.....	.....	.....	845.60	.....

## EXHIBIT "F"—Schedule I—Statement of Gross Receipts and Analysis of Accrued

	Cash Receipts	Accrued Revenue	Transfers From Other Funds
<b>Department of Banking and Insurance:</b>			
General Revenue .....	\$1,801,148.13	\$1,813,803.62	\$ .....
Division of Real Estate Commission .....	403,998.60	397,737.00	.....
National Association of Insur. Commissioners Trust Fund .....	15,816.25	15,816.25	.....
<b>Department of Agriculture:</b>			
General Revenue .....	61,066.06	59,990.08	.....
Office of Milk Industry .....	199,440.34	195,736.20	.....
Federal Agricultural Loan Fund .....	41,786.84	42,038.13	.....
Federal Grants for Statistical Services .....	20,502.64	20,502.64	.....
Poultry Products Promotion Tax Account .....	179,070.10	179,126.10	.....
Federal Grants for Marketing Expansion .....	16,665.75	16,665.75	.....
Seed Potato Tax Account .....	14,797.49	14,797.49	.....
Department of Defense .....	435,957.23	402,834.48	.....
<b>Department of Public Utilities:</b>			
General Revenue .....	71,459.32	69,764.22	.....
Grade Crossing Elimination Fund .....	55,322.38	.....	.....
<b>Department of Health:</b>			
General Revenue .....	97,518.51	81,458.35	.....
Rabies Control Fund .....	83,769.31	83,429.01	.....
Board of Barber Examiners .....	92,818.00	89,084.00	.....
<b>Federal Aid:</b>			
Public Health .....	577,007.88	575,381.00	.....
Maternal and Child Health .....	239,724.85	239,497.28	.....
Rapid Treatment V. D. ....	27,566.50	27,379.00	.....
Water Pollution Control .....	79,474.69	78,935.00	.....
Polio Diagnostic Services .....	2,500.00	2,000.00	.....
Crippled Children Fed. Aid .....	210,435.93	206,839.80	.....
Virology Diagnostic Serv.—Asiatic Infl. Fed. ....	400.00	.....	.....
Radiation Research Project II Fed. ....	63,188.95	60,530.00	.....
Lymphoma Investigation Grant (Fed. Fed.) .....	9,200.00	9,200.00	.....
Alcoholism Project Fed. Fds. ....	3,000.00	3,000.00	.....
Transfer from Rabies Control .....	16,312.84	16,312.84	.....
Miscellaneous Revenue .....	4,708.99	303.00	.....
<b>Department of Labor and Industry:</b>			
General Revenue .....	268,338.86	258,662.59	19,490.58
Wage and Hour Trust Fund .....	589.54	589.54	.....
Federal Grants for Statistical Purposes .....	31,374.65	15,100.00	.....
1% Workmen's Compensation Tax Fund .....	498,244.82	494,358.20	50,000.00
Rehabilitation Commission .....	918,473.57	888,969.57	8,633.00
Division of Employment Security—General .....	13,790,855.50	12,754,553.86	3,770.48
Disability Insurance Service .....	1,206,564.80	1,281,855.61	1,280,985.84
Old Age Survivors' Insur. Adminis.—Federal Fund .....	415,112.69	414,861.77	.....
Miscellaneous Revenue .....	659.54	.....	.....
<b>Department of Conservation and Economic Development:</b>			
<b>Division of Planning and Development:</b>			
General Revenue .....	2,323,060.73	2,072,594.35	2,271.60
Morris Canal and Banking Company .....	65,329.34	50,105.82	.....
New Jersey Pilot Commissioners .....	16,975.26	17,281.85	.....
Stony Brook Watersheds .....	3,957.64	3,957.64	.....
Emergency Housing—Rentals .....	295,939.80	295,770.42	.....
Emergency Housing—Sale of Units .....	1,570,727.07	1,113,173.02	.....
Emergency Housing Fund .....	6,104.35	6,104.35	.....
<b>Federal Aid:</b>			
Federal Soils Bank Act Fund .....	2,009.83	2,009.83	1,400.00
Forest Fires Fund .....	92,821.03	90,191.37	.....
Forest Nursery Fund .....	7,042.76	7,042.76	.....
Farm Forestry Fund .....	24,668.45	24,664.45	.....
Airport Grants Fund .....	231,135.56	231,135.56	.....
Pequest Watershed Project .....	182.98	182.98	.....
Paulinskill Watershed Program .....	408.23	408.23	.....
Planning of Small Watersheds .....	368.48	368.48	.....
Miscellaneous Revenue .....	4.40	.....	.....
<b>Division of Water Policy and Supply:</b>			
General Revenue .....	193,687.95	190,406.30	5,500.00
Water Development Fd. Payroll Clearing Acct. ....	57,593.06	.....	.....
Excess Diversion Fees .....	139,237.87	139,237.87	.....
Well Drillers Licenses .....	15,094.00	15,094.00	.....

Revenues—General Treasury—Fiscal Year Ended—June 30, 1959

Accrued Revenue Outside Sources	Revenue From Taxes and Licenses	Revenue From Federal Aid	Revenue From Departmental Sales and Services	Revenue From Other Sources	Revenue From Municipal Subdivisions
\$1,813,803.62	\$1,008,960.48	\$.....	\$804,843.14	\$.....	\$.....
397,737.00	397,737.00	.....	.....	15,816.25	.....
15,816.25	.....	.....	.....	.....	.....
59,990.08	59,990.08	.....	.....	.....	.....
195,736.20	195,736.20	.....	.....	.....	.....
42,038.13	.....	35,000.00	.....	7,038.13	.....
20,502.64	.....	20,502.64	.....	.....	.....
179,126.10	179,126.10	.....	.....	.....	.....
16,665.75	.....	16,665.75	.....	.....	.....
14,797.49	14,797.49	.....	.....	.....	.....
402,834.48	.....	269,516.46	133,318.02	.....	.....
69,764.22	69,764.22	.....	.....	.....	.....
.....	.....	.....	.....	.....	.....
81,458.35	37,850.88	.....	43,607.47	.....	.....
83,429.01	83,429.01	.....	.....	.....	.....
89,084.00	80,716.00	.....	8,368.00	.....	.....
575,381.00	.....	575,381.00	.....	.....	.....
239,497.28	.....	239,497.28	.....	.....	.....
27,379.00	.....	27,379.00	.....	.....	.....
78,935.00	.....	78,935.00	.....	.....	.....
2,000.00	.....	2,000.00	.....	.....	.....
206,839.80	.....	206,839.80	.....	.....	.....
60,530.00	.....	60,530.00	.....	.....	.....
9,200.00	.....	9,200.00	.....	.....	.....
3,000.00	.....	3,000.00	.....	.....	.....
16,312.84	.....	.....	.....	16,312.84	.....
303.00	.....	.....	303.00	.....	.....
239,172.01	160,306.30	.....	78,865.71	.....	.....
589.54	.....	.....	589.54	.....	.....
15,100.00	.....	15,100.00	.....	.....	.....
444,358.20	444,358.20	.....	.....	.....	.....
880,336.57	.....	877,092.16	3,244.41	.....	.....
12,750,783.38	.....	12,750,783.38	.....	.....	.....
869.77	.....	.....	.....	869.77	.....
414,861.77	.....	414,861.77	.....	.....	.....
.....	.....	.....	.....	.....	.....
2,070,322.75	49,641.89	80,200.00	388,377.67	.....	1,552,103.19
50,105.82	.....	.....	50,105.82	.....	.....
17,281.85	.....	.....	17,281.85	.....	.....
3,957.64	.....	.....	.....	3,957.64	.....
295,770.42	.....	.....	.....	295,770.42	.....
1,113,173.02	.....	.....	.....	1,113,173.02	.....
6,104.35	.....	.....	.....	6,104.35	.....
609.83	.....	609.83	.....	.....	.....
90,191.37	.....	90,121.87	.....	69.50	.....
7,042.76	.....	7,042.76	.....	.....	.....
24,664.45	.....	24,664.45	.....	.....	.....
231,135.56	.....	231,135.56	.....	.....	.....
182.98	.....	182.98	.....	.....	.....
408.23	.....	408.23	.....	.....	.....
368.48	.....	368.48	.....	.....	.....
.....	.....	.....	.....	.....	.....
184,906.30	.....	.....	184,906.30	.....	.....
.....	.....	.....	.....	.....	.....
139,237.87	.....	.....	139,237.87	.....	.....
15,094.00	15,094.00	.....	.....	.....	.....

## EXHIBIT "F"—Schedule I—Statement of Gross Receipts and Analysis of Accrued

	Cash Receipts	Accrued Revenue	Transfers From Other Funds
Division of Shell Fisheries .....	\$90,320.77	\$78,712.38	\$ .....
Division of Fish and Game .....	1,416,630.10	1,417,633.77	.....
Public Shooting and Fishing Grounds .....	277,759.52	277,725.66	.....
Division of Veterans' Services .....	1,631.70	26.52	.....
Round Valley Water Supply System .....	100.20	.....	.....
Federal Reimbursement State Share Beach Protection .....	53,194.64	53,075.10	.....
Trans. from Water Bond Fund .....	4,884,451.00	4,684,451.00	4,684,451.00
Department of Education:			
State Board of Examiners .....	46,125.30	45,270.30	.....
Academic Certificates .....	41,821.00	42,014.00	.....
New Jersey State Colleges:			
Glassboro .....	688,330.16	581,317.22	.....
Jersey City .....	307,806.93	241,182.74	.....
Newark .....	623,007.61	503,130.87	.....
Paterson .....	493,153.74	405,994.80	.....
Montclair .....	893,598.63	723,859.48	.....
Trenton .....	1,025,926.92	810,006.44	3,172.00
School for the Deaf .....	43,983.10	25,971.74	.....
School of Conservation .....	40,130.21	60,200.20	434.50
Agricultural Experiment Station .....	72,960.02	75,782.42	.....
Fertilizer Inspection Fees .....	112,852.07	113,213.17	.....
State Museum—Service Charges .....	8,684.86	8,546.93	.....
Transfer from School Fund .....	612,920.31	604,023.14	604,023.14
Transfer from 1837 Surplus Revenue Fund .....	19,827.77	27,200.06	27,200.06
Camille and Henry Dreyfus Foundation Fund .....	4,012.20	2,013.00	.....
Miscellaneous .....	57,450.45	6,949.79	.....
Federal Aid:			
Veterans Education Revolving Fund .....	12,265.94	11,888.00	.....
Vocational Education Smith-Hughes Fund .....	200,979.04	199,444.04	.....
Vocational Education George-Barden Fund .....	507,486.07	507,486.07	.....
Extension of Public Library Services to Rural Areas .....	86,048.93	85,783.00	.....
U. S. Appropriation for Agricultural College .....	118,233.27	118,233.27	.....
Educational Grants and Subsidies .....	3,334,042.22	3,356,254.29	.....
National Defense Education Act—Fed. ....	575,155.50	642,756.50	.....
Teachers Pension and Annuity Fund .....	230,841.04	.....	.....
State Highway Department:			
Regular Federal Aid .....	33,829,491.91	71,894,916.00	.....
Other Federal Aid—Shared Projects .....	1,572,008.25	2,412,145.00	.....
Counties and Municipalities—Shared Projects .....	1,888,838.21	1,596,872.52	.....
Reimbursement from Delaware River Port Authority .....	408,695.91	408,695.91	.....
Reimbursement from State Highway Authority .....	27,630.75	27,630.75	.....
Flood Damage to Bridges—Delaware River Bridge Comm. ....	153,370.18	153,366.68	.....
Construction Repairs—State Highways Damaged by Flood .....	252,306.37	229,033.64	.....
Miscellaneous Revenue .....	2,256,164.45	3,447,660.34	2,713,512.11
Penna. Share of Penna. N. J. Scudders Falls Bridge .....	1,257,635.72	1,257,635.72	.....
Department of Institution and Agencies:			
Central Office .....	114,431.67	108,364.67	48,737.23
Division of Assistance .....	150,756.50	143,960.55	143,960.55
Federal Aid—Mental Hygiene Clinics .....	116,724.25	116,523.00	.....
State Use Revolving Fund .....	1,909,534.20	1,656.07	.....
Institution Construction Fund .....	16,673.40	.....	.....
Relief Subsidies .....	27,870.53	27,870.53	.....
Highfields Treatment Center .....	8,678.11	.....	.....
Colony for Feeble Minded—New Lisbon .....	640,416.49	644,006.28	.....
Colony for Feeble Minded—Woodbine .....	841,915.94	800,454.63	.....
Soldiers Home—Menlo Park .....	57,917.37	52,942.45	.....
Soldiers Home—Vineland .....	78,354.59	75,242.88	.....
North Jersey Training School—Totowa .....	689,186.79	646,335.15	.....
Reformatory—Annandale .....	127,917.44	66,479.76	.....
Reformatory—Bordentown .....	96,865.10	63,870.52	.....
Reformatory—Clinton .....	38,134.46	430.14	.....
Sanatorium for Chest Diseases .....	147,357.23	89,026.53	.....
State Home for Boys—Jamesburg .....	74,913.32	34,832.71	.....
State Home for Girls—Trenton .....	28,988.70	6,879.51	.....
State Hospital—Greystone Park .....	4,820,608.95	4,374,838.23	.....
State Hospital—Marlboro .....	2,645,616.77	2,483,391.81	.....
State Hospital—Trenton .....	2,998,578.44	2,840,857.98	.....
State Prison—Trenton .....	139,845.54	2,386.22	.....
State Prison Farm—Rahway .....	112,244.66	5,545.34	.....
State Prison Farm—Leesburg .....	139,413.75	81,815.15	.....

Revenues—General Treasury—Fiscal Year Ended—June 30, 1959

Accrued Revenue Outside Sources	Revenue From Taxes and Licenses	Revenue From Federal Aid	Revenue From Departmental Sales and Services	Revenue From Other Sources	Revenue From Municipal Subdivisions
\$78,712.38	\$44,040.74	\$ . . . . .	\$31,114.14	\$3,557.50	\$ . . . . .
1,417,633.77	1,314,811.22	32,764.50	34,751.00	35,307.05	. . . . .
277,725.66	147,390.00	86,702.00	35,685.66	7,948.00	. . . . .
26.52	. . . . .	. . . . .	. . . . .	26.52	. . . . .
. . . . .	. . . . .	. . . . .	. . . . .	. . . . .	. . . . .
53,075.10	. . . . .	53,075.10	. . . . .	. . . . .	. . . . .
. . . . .	. . . . .	. . . . .	. . . . .	. . . . .	. . . . .
45,270.30	. . . . .	. . . . .	45,270.30	. . . . .	. . . . .
42,014.00	. . . . .	. . . . .	42,014.00	. . . . .	. . . . .
. . . . .	. . . . .	. . . . .	. . . . .	. . . . .	. . . . .
581,317.22	. . . . .	18,023.00	563,294.22	. . . . .	. . . . .
241,182.74	. . . . .	4,271.10	236,911.64	. . . . .	. . . . .
503,130.87	. . . . .	29,244.66	473,886.21	. . . . .	. . . . .
405,994.80	. . . . .	30,751.11	375,243.69	. . . . .	. . . . .
723,859.48	. . . . .	109,341.23	614,518.25	. . . . .	. . . . .
806,834.44	. . . . .	2,597.00	804,237.44	. . . . .	. . . . .
25,971.74	. . . . .	. . . . .	25,971.74	. . . . .	. . . . .
59,765.70	. . . . .	. . . . .	59,765.70	. . . . .	. . . . .
75,782.42	. . . . .	. . . . .	75,782.42	. . . . .	. . . . .
113,213.17	. . . . .	. . . . .	113,213.17	. . . . .	. . . . .
8,546.93	. . . . .	. . . . .	8,546.93	. . . . .	. . . . .
. . . . .	. . . . .	. . . . .	. . . . .	. . . . .	. . . . .
. . . . .	. . . . .	. . . . .	. . . . .	. . . . .	. . . . .
2,013.00	. . . . .	. . . . .	. . . . .	2,013.00	. . . . .
6,949.79	. . . . .	. . . . .	6,949.79	. . . . .	. . . . .
. . . . .	. . . . .	. . . . .	. . . . .	. . . . .	. . . . .
11,888.00	. . . . .	11,888.00	. . . . .	. . . . .	. . . . .
199,444.04	. . . . .	199,444.04	. . . . .	. . . . .	. . . . .
507,486.07	. . . . .	507,486.07	. . . . .	. . . . .	. . . . .
85,783.00	. . . . .	85,783.00	. . . . .	. . . . .	. . . . .
118,233.27	. . . . .	118,233.27	. . . . .	. . . . .	. . . . .
3,356,254.29	. . . . .	3,330,154.29	. . . . .	26,100.00	. . . . .
642,756.50	. . . . .	642,756.50	. . . . .	. . . . .	. . . . .
. . . . .	. . . . .	. . . . .	. . . . .	. . . . .	. . . . .
71,894,916.00	. . . . .	71,894,916.00	. . . . .	. . . . .	. . . . .
2,412,145.00	. . . . .	2,412,145.00	. . . . .	. . . . .	. . . . .
1,596,872.52	. . . . .	. . . . .	. . . . .	. . . . .	1,596,872.52
408,695.91	. . . . .	. . . . .	. . . . .	408,695.91	. . . . .
27,630.75	. . . . .	. . . . .	. . . . .	27,630.75	. . . . .
153,366.68	. . . . .	. . . . .	. . . . .	153,366.68	. . . . .
229,033.64	. . . . .	. . . . .	. . . . .	229,033.64	. . . . .
734,148.23	. . . . .	. . . . .	. . . . .	734,148.23	. . . . .
1,257,635.72	. . . . .	. . . . .	. . . . .	1,257,635.72	. . . . .
. . . . .	. . . . .	. . . . .	. . . . .	. . . . .	. . . . .
59,627.44	. . . . .	. . . . .	48,887.05	10,740.39	. . . . .
. . . . .	. . . . .	. . . . .	. . . . .	. . . . .	. . . . .
116,523.00	. . . . .	116,523.00	. . . . .	. . . . .	. . . . .
1,656.07	. . . . .	. . . . .	1,656.07	. . . . .	. . . . .
. . . . .	. . . . .	. . . . .	. . . . .	. . . . .	. . . . .
27,870.53	. . . . .	. . . . .	. . . . .	. . . . .	27,870.53
. . . . .	. . . . .	. . . . .	. . . . .	. . . . .	. . . . .
644,006.28	. . . . .	. . . . .	644,006.28	. . . . .	. . . . .
800,454.63	. . . . .	. . . . .	794,166.63	6,288.00	. . . . .
52,942.45	. . . . .	52,785.25	157.20	. . . . .	. . . . .
75,242.88	. . . . .	71,338.75	169.05	3,735.08	. . . . .
646,335.15	. . . . .	. . . . .	646,305.15	30.00	. . . . .
66,479.76	. . . . .	. . . . .	65,677.64	802.12	. . . . .
63,870.52	. . . . .	. . . . .	63,360.52	510.00	. . . . .
430.14	. . . . .	. . . . .	358.07	72.07	. . . . .
89,026.53	. . . . .	. . . . .	88,061.53	965.00	. . . . .
34,832.71	. . . . .	. . . . .	34,832.71	. . . . .	. . . . .
6,879.51	. . . . .	. . . . .	6,879.51	. . . . .	. . . . .
4,374,838.23	. . . . .	. . . . .	4,351,576.79	23,261.44	. . . . .
2,483,391.81	. . . . .	. . . . .	2,483,313.59	78.22	. . . . .
2,840,857.98	. . . . .	. . . . .	2,838,353.69	2,504.29	. . . . .
2,386.22	. . . . .	. . . . .	634.41	1,751.81	. . . . .
5,545.34	. . . . .	. . . . .	3,530.82	2,014.52	. . . . .
81,815.15	. . . . .	. . . . .	81,784.25	30.90	. . . . .

## EXHIBIT "F"—Schedule I—Statement of Gross Receipts and Analysis of Accrued

	Cash Receipts	Accrued Revenue	Transfers From Other Funds
Neuropsychiatric Institute—Skillman .....	\$1,566,099.57	\$1,476,147.32	\$.....
Vineland State School .....	1,181,736.76	1,169,492.93	.....
Arthur Brisbane Child Treatment Center .....	77,254.73	68,501.13	.....
Diagnostic Center—Menlo Park .....	227,419.67	221,526.93	.....
State Hospital—Ancora .....	1,945,372.09	1,885,295.61	.....
Edward R. Johnstone Training and Research Center .....	170,115.93	154,899.55	.....
Commission for the Blind .....	894,455.30	880,563.31	194,660.92
Board of Child Welfare—Revolving Fund .....	700,859.83	699,581.54	.....
Board of Child Welfare and Federal Child Welfare Service .....	762,800.13	741,685.66	553,880.66
Old Age Assistance—Federal Subsidy .....	9,932,823.44	9,879,397.00	.....
Old Age Assistance—Recoveries .....	989,808.30	1,070,141.31	.....
Federal Aid to Dependent Children .....	8,544,870.22	8,503,701.89	.....
Federal Aid—Construction of Government and Non-Profit Hospitals .....	2,341,909.22	2,341,909.22	.....
Federal Aid—Permanently and Totally Disabled .....	2,827,014.43	2,827,014.43	.....
Social Science Research Fund (Russell Sage Foundation) ..	9,000.00	9,000.00	.....
Trubek Fund—New Milford Teenage Project .....	600.00	600.00	.....
Turrell Fund—Residential Treatment for Girls .....	15,000.00	15,000.00	.....
Miscellaneous Revenue .....	2,413.94	1,407.25	.....
The Judiciary .....	1,518,316.64	1,515,337.55	.....
Delaware River Joint Toll Bridge Commission .....	121,972.20	127,759.00	.....
Pension Contributions .....	1,647,757.05	911,466.53	901,926.17
Social Security Contributions .....	316,430.20	222,196.26	218,914.38
Other Miscellaneous Revenue .....	19,100.32	16,061.93	.....
<b>TOTALS</b> .....	<b>\$675,606,591.00</b>	<b>\$526,328,982.06</b>	<b>\$17,187,664.63</b>

## Revenues—General Treasury—Fiscal Year Ended—June 30, 1959

Accrued Revenue Outside Sources	Revenue From Taxes and Licenses	Revenue From Federal Aid	Revenue From Departmental Sales and Services	Revenue From Other Sources	Revenue From Municipal Subdivisions
\$1,476,147.32	\$ .....	\$ .....	\$1,439,906.49	\$36,240.83	\$ .....
1,169,492.93	.....	.....	1,169,417.93	75.00	.....
68,501.13	.....	.....	68,501.13	.....	.....
221,526.93	.....	.....	221,512.93	14.00	.....
1,885,295.61	.....	.....	1,884,872.12	423.49	.....
154,899.55	.....	27,365.00	125,869.55	1,665.00	.....
685,902.39	.....	685,902.39	.....	.....	.....
699,581.54	.....	.....	699,581.54	.....	.....
187,805.00	.....	129,600.00	57,782.00	423.00	.....
9,879,397.00	.....	9,879,397.00	.....	.....	.....
1,070,141.31	.....	.....	.....	1,070,141.31	.....
8,503,701.89	.....	8,503,701.89	.....	.....	.....
2,341,909.22	.....	2,341,909.22	.....	.....	.....
2,827,014.43	.....	2,827,014.43	.....	.....	.....
9,000.00	.....	.....	.....	9,000.00	.....
600.00	.....	.....	.....	600.00	.....
15,000.00	.....	.....	.....	15,000.00	.....
1,407.25	.....	.....	.....	1,407.25	.....
1,515,337.55	.....	.....	1,303,141.30	212,196.25	.....
127,759.00	.....	.....	127,759.00	.....	.....
9,540.36	.....	.....	.....	9,540.36	.....
3,281.88	.....	.....	.....	3,281.88	.....
16,061.93	.....	.....	.....	16,061.93	.....
<u>\$509,141,317.43</u>	<u>\$350,546,459.10</u>	<u>\$120,242,131.20</u>	<u>\$27,135,937.54</u>	<u>\$7,434,087.65</u>	<u>\$3,782,701.94</u>

State of

EXHIBIT "F"—Schedule II—Statement of Cash Disbursements and Analysis of  
Year Ended

	Cash Disbursements	Accrued Expenditures	Transfers to Other Funds
Legislature .....	\$780,459.93	\$1,048,300.56	\$ .....
Law Revision and Legislative Service Commission .....	111,872.83	119,527.66	.....
Legislative Budget and Finance Director .....	44,893.16	47,798.56	.....
Commission on Interstate Co-operation .....	34,456.81	36,740.00	.....
Commission on State Tax Policy .....	9,959.98	13,570.55	.....
Commission on Narcotic Control .....	6,257.76	10,300.63	.....
Legislative Commission on Statute Revision .....	716.47	716.47	.....
Youth Study Commission .....	18,840.71	20,348.05	.....
Commission to Study Improvement of Law of Evidence .....	.....	739.41	.....
Legislative Commission to Investigate Wire Tapping .....	361.59	623.76	.....
State Capitol Development Commission .....	.....	20,000.00	.....
County and Municipal Law Revision Commission—Miscellaneous Expenses .....	6,310.81	7,345.41	.....
Commission to Study County and Municipal Planning Act .....	93.30	93.30	.....
State Auditor .....	322,502.61	340,460.96	.....
<b>TOTAL LEGISLATIVE BRANCH .....</b>	<b>\$1,336,725.96</b>	<b>\$1,666,565.32</b>	<b>\$ .....</b>
Chief Executive's Office .....	\$162,814.64	\$168,608.40	\$ .....
Department of Law and Public Safety:			
Administrative Division .....	\$117,984.28	\$113,166.30	\$ .....
Veterans Guarantee Loan Fund Administration Expense Account ..	38,296.62	41,915.09	4,436.87
Division of Law .....	1,083,783.11	1,040,958.29	.....
Division of State Police .....	7,486,122.81	7,459,719.20	16,000.00
Tenement House Supervision .....	136,751.46	144,119.66	.....
Hotel Fire Safety Supervision .....	978.77	1,355.70	.....
Division of Alcoholic Beverage Control .....	890,946.45	927,218.11	.....
Division of Motor Vehicles .....	7,797,490.80	8,793,718.56	.....
Security Responsibility Bureau .....	536,187.12	597,568.14	35,915.33
Unsatisfied Claim and Judgment Administration .....	79,366.63	99,610.30	2,744.71
Division of Weights and Measures .....	243,553.91	267,630.30	500.00
Professional Examining Boards:			
State Board of Accountants .....	24,775.08	30,678.97	799.78
State Board of Architects .....	40,315.86	46,911.30	1,665.18
State Board of Dentistry .....	38,901.44	41,079.29	575.02
State Board of Mortuary Science .....	36,400.58	38,889.02	2,519.19
State Board of Professional Engineers and Land Surveyors .....	55,136.18	57,463.42	1,816.71
State Board of Medical Examiners .....	75,597.45	79,592.35	2,180.93
State Board of Nursing .....	124,863.01	136,279.41	3,177.15
State Board of Optometrists .....	18,972.31	20,756.90	600.80
State Board of Pharmacy .....	66,838.02	69,981.29	2,639.62
State Board of Veterinary Medical Examiners .....	2,222.06	3,896.74	.....
State Board of Shorthand Reporting .....	115.40	292.80	.....
State Board of Ophthalmic Examiners .....	9,598.43	9,808.04	162.40
State Board of Beauty Culture Control .....	84,055.23	88,066.51	.....
<b>TOTAL PROFESSIONAL EXAMINING BOARDS .....</b>	<b>\$577,791.05</b>	<b>\$623,696.04</b>	<b>\$16,136.78</b>
<b>TOTAL DEPARTMENT OF LAW AND PUBLIC SAFETY .....</b>	<b>\$18,989,253.01</b>	<b>\$20,110,675.69</b>	<b>\$75,733.69</b>

\* Denotes red figures.

Accrued Expenditures—General Treasury Fund—Fiscal  
June 30, 1959

Net Accrued Expenditures	Salaries and Wages	Materials and Supplies	Services Other Than Personal	Additions and Improvements	Subventions and Direct State Aid	Extraordinary Expenses
\$1,048,300.56	\$623,229.00	\$269,946.56	\$154,625.00	\$500.00	\$ . . . . .	\$ . . . . .
119,527.66	104,418.18	3,969.09	6,563.97	4,576.42	. . . . .	. . . . .
47,798.56	44,975.85	508.10	2,314.61	. . . . .	. . . . .	. . . . .
36,740.00	600.00	240.00	2,650.00	. . . . .	. . . . .	33,250.00
13,570.55	12,050.03	. . . . .	1,520.52	. . . . .	. . . . .	. . . . .
10,300.63	8,073.02	. . . . .	2,227.61	. . . . .	. . . . .	. . . . .
716.47	317.50	. . . . .	398.97	. . . . .	. . . . .	. . . . .
20,348.05	12,993.41	. . . . .	*90.91	. . . . .	. . . . .	7,445.55
739.41	. . . . .	. . . . .	. . . . .	. . . . .	. . . . .	739.41
623.76	. . . . .	. . . . .	623.76	. . . . .	. . . . .	. . . . .
20,000.00	. . . . .	. . . . .	. . . . .	. . . . .	. . . . .	20,000.00
7,345.41	. . . . .	. . . . .	. . . . .	. . . . .	. . . . .	7,345.41
93.30	. . . . .	. . . . .	93.30	. . . . .	. . . . .	. . . . .
340,460.96	313,786.05	3,777.36	21,997.55	900.00	. . . . .	. . . . .
<u>\$1,666,565.32</u>	<u>\$1,120,443.04</u>	<u>\$278,441.11</u>	<u>\$192,924.38</u>	<u>\$5,976.42</u>	<u>\$ . . . . .</u>	<u>\$68,780.37</u>
<u>\$168,608.40</u>	<u>\$123,419.97</u>	<u>\$6,846.08</u>	<u>\$16,063.46</u>	<u>\$2,231.39</u>	<u>\$ . . . . .</u>	<u>\$20,047.50</u>
\$113,166.30	\$104,257.71	\$1,672.68	\$6,939.21	\$296.70	\$ . . . . .	\$ . . . . .
37,478.22	33,406.60	856.23	3,215.39	. . . . .	. . . . .	. . . . .
1,040,958.29	806,533.71	32,575.25	39,745.07	1,264.07	. . . . .	160,840.19
7,443,719.20	6,123,773.25	683,753.38	518,810.37	95,979.16	. . . . .	21,403.04
144,119.66	130,906.87	2,746.37	10,286.42	165.00	. . . . .	15.00
1,355.70	. . . . .	818.60	537.10	. . . . .	. . . . .	. . . . .
927,218.11	801,301.29	22,408.79	99,701.50	2,332.70	. . . . .	1,473.83
8,793,718.56	6,173,466.43	677,822.78	740,779.93	419,619.85	. . . . .	782,029.57
561,652.81	479,771.39	18,878.28	57,996.92	5,006.22	. . . . .	. . . . .
96,865.59	84,497.77	3,860.83	7,401.69	1,105.30	. . . . .	. . . . .
267,130.30	197,016.78	26,351.73	24,335.43	8,127.63	8,014.00	3,284.73
29,879.19	25,591.90	446.26	3,747.32	93.71	. . . . .	. . . . .
45,246.12	29,033.72	2,363.08	13,849.32	. . . . .	. . . . .	. . . . .
40,504.27	20,623.36	1,064.31	18,406.45	410.15	. . . . .	. . . . .
36,369.83	27,524.04	993.48	7,789.80	62.51	. . . . .	. . . . .
55,646.71	30,096.22	5,173.05	19,810.53	566.91	. . . . .	. . . . .
77,411.42	57,251.91	2,595.04	17,564.47	. . . . .	. . . . .	. . . . .
133,102.26	89,528.98	8,129.27	32,866.02	2,577.99	. . . . .	. . . . .
20,156.10	15,985.35	206.86	3,963.89	. . . . .	. . . . .	. . . . .
67,341.67	47,556.00	7,334.28	12,451.39	. . . . .	. . . . .	. . . . .
3,896.74	2,369.42	143.49	1,358.83	25.00	. . . . .	. . . . .
292.80	175.00	. . . . .	117.80	. . . . .	. . . . .	. . . . .
9,645.64	7,917.57	111.82	1,616.25	. . . . .	. . . . .	. . . . .
88,066.51	75,460.97	5,347.61	7,151.15	106.78	. . . . .	. . . . .
<u>\$607,559.26</u>	<u>\$429,114.44</u>	<u>\$33,908.55</u>	<u>\$140,693.22</u>	<u>\$3,843.05</u>	<u>\$ . . . . .</u>	<u>\$ . . . . .</u>
<u>\$20,034,942.00</u>	<u>\$15,364,046.24</u>	<u>\$1,505,653.47</u>	<u>\$1,650,442.25</u>	<u>\$537,739.68</u>	<u>\$8,014.00</u>	<u>\$969,046.36</u>

EXHIBIT "F"—Schedule II—Statement of Cash Disbursements and Analysis of  
Year Ended

	Cash Disbursements	Accrued Expenditures	Transfers to Other Funds
<b>Department of the Treasury:</b>			
Administrative Division .....	\$149,984.87	\$148,008.46	\$.....
Division of Budget and Accounting .....	1,790,330.92	878,030.92	5,051.39
Division of Purchase and Property .....	2,025,189.16	2,132,703.53	3,000.00
State Purchase Fund .....	3,049,395.83		
Cafeterias .....	129,168.20	136,895.95	4,489.27
Division of Taxation .....	24,784,366.46	20,497,735.56	5,536.35
Division of Local Government .....	236,128.17	258,803.71	
Division of Tax Appeals .....	137,036.10	146,480.32	
Division of Racing Commission .....	200,256.37	217,628.03	
Division of Investments .....	177,516,304.92	116,389.13	
Division of Pensions .....	933,409.91	1,015,566.83	
<b>TOTAL DEPARTMENT OF THE TREASURY .....</b>	<b>\$210,951,570.91</b>	<b>\$25,548,242.44</b>	<b>\$18,077.01</b>
<b>Department of State:</b>			
Office of the Secretary .....	\$175,260.62	\$181,475.88	\$.....
State Athletic Commissioner .....	31,516.25	33,362.75	
Legalized Game of Chance Commission .....	132,184.98	138,656.92	
<b>TOTAL DEPARTMENT OF STATE .....</b>	<b>\$338,961.85</b>	<b>\$353,495.55</b>	<b>\$.....</b>
Department of Civil Service .....	\$1,036,071.34	\$1,087,579.81	\$.....
Department of Banking and Insurance .....	\$1,498,763.59	\$1,557,140.07	\$.....
Division of Real Estate Commission .....	145,891.36	151,202.88	
Department of Agriculture .....	\$1,535,430.73	\$1,752,189.25	\$.....
Department of Defense .....	\$2,268,262.92	\$2,416,242.95	\$93,133.29
Department of Public Utilities .....	\$586,460.08	\$616,001.38	\$.....
Grade Crossing Elimination Fund .....	53,722.38		
Department of Health .....	\$3,549,931.36	\$4,099,231.89	\$55,498.50
<b>Department of Labor and Industry:</b>			
Division of Labor .....	\$1,190,787.00	\$1,238,754.44	\$814.55
Division of Workmen's Compensation .....	1,090,186.41	1,134,884.69	50,586.28
Division of Employment Security .....	12,318,532.34	12,680,222.01	776,782.04
Disability Insurance Service .....	1,237,018.89	1,282,215.43	62,510.48
Mediation Board .....	80,596.93	85,910.46	
Rehabilitation Commission .....	1,810,106.36	1,904,700.38	55,973.91
<b>TOTAL DEPARTMENT OF LABOR AND INDUSTRY .....</b>	<b>\$17,727,227.93</b>	<b>\$18,326,687.41</b>	<b>\$947,667.26</b>
<b>Department of Conservation and Economic Development:</b>			
Administrative Division .....	\$243,035.79	\$224,964.32	\$.....
Round Valley Water Supply System .....	77,711.41	80,722.57	5,500.00
Expense—Acquisition of Spruce Run .....	1,487,768.69	1,584,545.15	
Division of Planning and Development .....	6,754,514.19	8,161,514.91	99,610.27
Division of Water Policy .....	400,301.58	458,718.16	
Division of Shell Fisheries .....	205,285.71	239,921.41	
Division of Fish and Game .....	1,566,200.38	1,784,516.41	80,602.16
Division of Veterans Services .....	347,743.00	367,232.38	
Debt Service on Emergency Housing Bonds .....	2,104,905.00	114,905.00	
<b>TOTAL DEPARTMENT OF CONSERVATION AND ECONOMIC DEVELOPMENT .....</b>	<b>\$13,187,465.75</b>	<b>\$13,017,040.31</b>	<b>\$185,712.43</b>

\* Denotes red figures.

Accrued Expenditures—General Treasury Fund—Fiscal  
June 30, 1959—(Continued)

Net Accrued Expenditures	Salaries and Wages	Materials and Supplies	Services Other Than Personal	Additions and Improvements	Subventions and Direct State Aid	Extraordinary Expenses
\$148,008.46	\$122,461.53	\$5,370.52	\$5,911.78	\$14,260.83	\$.....	\$3.80
872,979.53	705,391.71	41,322.75	118,379.74	3,507.21	1,070.63	3,307.49
2,129,703.53	1,697,213.95	196,460.62	196,384.00	26,517.27	.....	13,127.69
.....	.....	.....	.....	.....	.....	.....
132,406.68	60,578.28	68,080.69	3,747.71	.....	.....	.....
20,492,199.21	2,752,835.51	164,515.87	198,787.73	87,258.48	17,072,662.85	216,138.77
258,803.71	199,608.70	15,811.25	42,608.84	774.92	.....	.....
146,480.32	137,022.86	3,320.97	4,610.47	1,526.02	.....	.....
217,628.03	186,606.20	6,305.54	23,852.27	864.02	.....	.....
116,389.13	105,768.15	1,416.85	7,414.72	1,789.41	.....	.....
1,015,566.83	822,989.75	43,668.26	144,264.81	4,484.92	.....	159.09
<u>\$25,530,165.43</u>	<u>\$6,790,476.64</u>	<u>\$546,273.32</u>	<u>\$745,962.07</u>	<u>\$140,983.08</u>	<u>\$17,073,733.48</u>	<u>\$232,736.84</u>
.....	.....	.....	.....	.....	.....	.....
\$181,475.88	\$128,751.47	\$18,346.38	\$32,861.34	\$1,464.69	\$.....	\$52.00
33,362.75	30,338.60	192.97	2,640.54	.....	.....	190.64
138,656.92	107,979.50	8,942.25	19,758.28	1,976.89	.....	.....
<u>\$353,495.55</u>	<u>\$267,069.57</u>	<u>\$27,481.60</u>	<u>\$55,260.16</u>	<u>\$3,441.58</u>	<u>\$.....</u>	<u>\$242.64</u>
.....	.....	.....	.....	.....	.....	.....
\$1,087,579.81	\$965,347.32	\$35,189.97	\$83,212.25	\$3,790.73	\$.....	\$39.54
.....	.....	.....	.....	.....	.....	.....
\$1,557,140.07	\$1,337,878.17	\$32,329.77	\$169,163.55	\$1,882.33	\$.....	\$15,886.25
151,202.88	119,407.04	11,397.80	19,923.24	474.80	.....	.....
<u>\$1,752,189.25</u>	<u>\$1,129,509.83</u>	<u>\$103,504.28</u>	<u>\$222,187.17</u>	<u>\$13,044.07</u>	<u>\$.....</u>	<u>\$283,943.90</u>
.....	.....	.....	.....	.....	.....	.....
\$2,323,109.66	\$1,294,880.21	\$389,177.26	\$409,494.73	\$214,413.66	\$3,421.79	\$11,722.01
.....	.....	.....	.....	.....	.....	.....
\$616,001.38	\$577,022.50	\$10,757.05	\$28,142.46	\$.....	\$.....	\$79.37
.....	.....	.....	.....	.....	.....	.....
<u>\$4,042,733.39</u>	<u>\$2,656,838.92</u>	<u>\$447,332.68</u>	<u>\$259,801.78</u>	<u>\$90,005.15</u>	<u>\$357,574.38</u>	<u>\$231,180.48</u>
.....	.....	.....	.....	.....	.....	.....
\$1,237,939.89	\$1,050,300.26	\$43,225.14	\$107,602.52	\$21,754.80	\$.....	\$15,057.17
1,084,298.41	696,738.48	13,163.08	42,484.23	1,921.00	.....	329,991.62
11,903,439.97	9,855,959.06	310,865.50	1,592,263.43	38,403.70	.....	105,948.28
1,219,704.95	974,846.97	17,429.29	193,731.04	1,452.65	.....	32,245.00
85,910.46	75,299.08	2,143.06	8,173.72	294.60	.....	.....
1,847,726.47	627,584.55	12,031.57	71,338.19	2,703.66	.....	1,134,068.50
<u>\$17,379,020.15</u>	<u>\$13,280,728.40</u>	<u>\$398,857.64</u>	<u>\$2,015,593.13</u>	<u>\$66,530.41</u>	<u>\$.....</u>	<u>\$1,617,310.57</u>
.....	.....	.....	.....	.....	.....	.....
\$224,964.32	\$194,359.21	\$9,206.31	\$19,165.01	\$2,233.79	\$.....	\$.....
75,222.57	.....	.....	.....	75,222.57	.....	.....
1,584,545.15	.....	.....	.....	1,584,545.15	.....	.....
8,061,904.64	2,005,803.36	225,467.51	272,716.41	429,690.88	4,544,647.31	583,579.17
458,718.16	218,224.57	7,861.03	19,096.29	213,136.27	.....	400.00
239,921.41	161,231.90	11,804.91	19,019.96	25,864.64	.....	22,000.00
1,703,914.25	846,570.79	450,507.45	117,178.38	229,085.25	1,500.00	59,072.38
367,232.38	187,182.11	4,339.68	16,255.88	.....	159,454.71	.....
114,905.00	.....	.....	114,905.00	.....	.....	.....
<u>\$12,831,327.88</u>	<u>\$3,613,371.94</u>	<u>\$709,186.89</u>	<u>\$578,336.93</u>	<u>\$2,559,778.55</u>	<u>\$4,705,602.02</u>	<u>\$665,051.55</u>

EXHIBIT "F"—Schedule II—Statement of Cash Disbursements and Analysis of  
Year Ended

	Cash Disbursements	Accrued Expenditures	Transfers to Other Funds
<b>Department of Education:</b>			
Administration and General .....	\$3,851,159.32	\$5,385,902.33	\$732.34
Division of State Library, Archives and History .....	399,936.77	416,409.17	
Division of State Museum .....	97,952.87	108,609.21	
Division Against Discrimination .....	115,240.34	121,294.26	
State Colleges .....	7,887,312.50	7,904,261.14	
School for the Deaf .....	1,257,726.39	1,753,414.61	
School of Conservation .....	68,659.35	68,965.31	
State University .....	13,168,412.70	13,204,229.68	8,633.00
Newark Technical School and College of Engineering .....	1,490,884.00	1,490,884.00	
State Teachers Colleges Capital Construction Account .....	226,605.87	241,520.57	
Teachers Pension and Annuity Fund .....	29,265,787.98	29,725,572.24	
Debt Service on State Teachers Colleges Construction Bond .....	1,249,687.50	174,687.50	
Aid to School Districts .....	87,711,281.65	87,775,819.70	
<b>TOTAL DEPARTMENT OF EDUCATION .....</b>	<b>\$146,790,647.24</b>	<b>\$148,371,569.72</b>	<b>\$9,365.34</b>
<b>State Highway Department:</b>			
General .....	\$15,608,471.97	\$18,089,419.42	\$ .....
Road Construction .....	28,844,607.06	106,733,679.65	
Flood Damage .....	20,755.56	2,106,482.18	2,400,000.00
Aid to Counties and Municipalities .....	8,084,586.26	16,989,162.80	
Debt Service of Highway Improvement Bonds .....	2,864,457.50	929,457.50	
<b>TOTAL STATE HIGHWAY DEPARTMENT .....</b>	<b>\$55,422,878.35</b>	<b>\$144,848,201.55</b>	<b>\$2,400,000.00</b>
<b>Department of Institutions and Agencies:</b>			
General .....	\$6,567,679.19	\$4,940,813.33	\$63,827.76
Residential Group Center—Warren .....	30,469.72	30,563.78	
Highfields Treatment Center .....	54,727.90	67,239.42	
State Colony—New Lisbon .....	1,310,635.62	1,369,125.24	
State Colony—Woodbine .....	1,743,288.56	1,819,894.02	
Soldiers' Home—Menlo Park .....	167,796.58	172,872.70	
Soldiers' Home—Vineland .....	369,853.49	398,120.07	
North Jersey Training School .....	1,501,988.10	1,573,974.11	
Reformatory—Annandale .....	1,131,001.69	1,305,663.58	
Reformatory—Bordentown .....	1,233,282.91	1,354,726.61	
Reformatory—Clinton .....	808,054.01	824,246.31	
Sanatorium for Chest Diseases .....	1,183,013.49	1,204,312.41	
Home for Boys .....	1,531,651.69	1,619,435.44	
Home for Girls .....	702,789.93	717,807.06	
Hospital—Greystone Park .....	8,781,069.36	9,064,622.98	
Hospital—Marlboro .....	5,221,591.30	5,406,822.22	
Hospital—Trenton .....	6,804,539.71	7,181,502.25	
State Prison .....	1,964,411.58	1,980,543.35	
State Prison Farm—Rahway .....	1,306,893.64	1,308,114.89	
State Prison Farm—Leesburg .....	507,281.36	699,577.10	
Neuro-Psychiatric Institute .....	3,293,663.51	3,370,518.36	
Vineland State School .....	2,520,373.08	2,656,766.19	3,172.00
Brisbane Child Treatment Center .....	321,247.87	336,890.81	
Diagnostic Center .....	626,426.19	662,496.44	
Hospital—Ancora .....	4,161,992.29	4,320,211.83	
E. R. Johnstone Training and Research Center .....	789,348.30	816,720.29	
Purchase of Care and Maintenance Feeble Minded .....	41,394.71	41,709.82	
Commission for the Blind .....	1,434,694.82	1,553,935.79	206,845.21
Board of Child Welfare .....	2,650,152.51	2,755,603.61	13,894.55
County Mental Hospitals .....	4,501,316.62	4,501,316.62	
County Tuberculosis Hospitals .....	411,639.69	411,639.69	
Old Age Assistance .....	22,835,343.71	22,785,896.10	120,154.75
Aid for Dependent Children .....	8,441,308.89	8,503,701.89	629,448.61
Municipal Aid .....	5,249,803.69	5,357,870.53	
Aid to Permanently and Totally Disabled .....	4,463,764.27	4,467,743.10	48,174.45
Community Mental Health Services .....	346,335.43	421,909.40	
Debt Service on Institution Construction Bonds .....	4,598,560.00	658,560.00	
<b>TOTAL DEPARTMENT OF INSTITUTIONS AND AGENCIES .....</b>	<b>\$109,609,385.41</b>	<b>\$106,673,476.34</b>	<b>\$1,085,517.33</b>

\* Denotes red figures.

Accrued Expenditures—General Treasury Fund—Fiscal  
June 30, 1959—(Continued)

Not Accrued Expenditures	Salaries and Wages	Materials and Supplies	Services Other Than Personal	Additions and Improvements	Subventions and Direct State Aid	Extraordinary Expenses
\$5,385,169.99	\$851,639.38	\$45,809.01	\$88,795.61	\$52,959.55	\$4,304,134.89	\$41,831.55
416,409.17	265,099.02	105,310.34	29,278.89	16,612.97	.....	107.95
108,609.21	83,377.57	6,422.26	11,217.74	6,770.97	.....	820.67
121,294.26	99,260.75	11,016.24	9,937.87	341.95	.....	737.45
7,904,261.14	5,730,883.80	1,100,085.30	288,998.02	152,517.93	76,365.35	555,410.74
1,753,414.61	786,812.13	128,965.88	38,589.56	798,106.04	.....	941.00
68,965.31	24,037.00	22,568.02	2,155.62	800.00	.....	19,404.67
13,195,596.68	.....	.....	9,980,954.01	507,405.40	.....	2,707,226.27
1,490,884.00	.....	.....	990,884.00	500,000.00	.....	.....
241,520.57	.....	.....	.....	241,520.57	.....	.....
29,725,572.24	.....	.....	.....	.....	29,725,572.24	.....
174,687.50	.....	.....	174,687.50	.....	.....	.....
87,775,819.70	.....	.....	.....	.....	87,775,819.70	.....
<u>\$148,362,204.38</u>	<u>\$7,841,109.65</u>	<u>\$1,420,177.05</u>	<u>\$11,615,508.82</u>	<u>\$2,277,036.38</u>	<u>\$121,881,892.18</u>	<u>\$3,326,480.30</u>
\$18,089,419.42	\$11,498,221.38	\$4,526,967.18	\$1,614,228.94	\$328,802.21	\$.....	\$121,199.71
106,733,679.65	.....	.....	.....	106,733,679.65	.....	.....
*293,517.82	.....	.....	.....	*292,232.50	*1,285.32	.....
16,989,162.80	.....	.....	.....	.....	16,989,162.80	.....
929,457.50	.....	.....	929,457.50	.....	.....	.....
<u>\$142,448,201.55</u>	<u>\$11,498,221.38</u>	<u>\$4,526,967.18</u>	<u>\$2,543,686.44</u>	<u>\$106,770,249.36</u>	<u>\$16,987,877.48</u>	<u>\$121,199.71</u>
\$4,876,985.57	\$2,078,563.13	\$95,168.01	\$142,293.82	\$91,311.83	\$2,463,510.78	\$5,138.00
30,563.78	7,486.78	.....	.....	23,077.00	.....	.....
67,239.42	24,713.71	11,288.15	1,973.78	29,253.78	.....	.....
1,369,125.24	944,488.56	345,657.72	38,774.63	38,138.37	.....	2,065.96
1,819,894.02	1,196,852.78	411,429.42	31,121.35	168,501.69	.....	11,988.78
172,872.70	127,162.38	38,083.08	5,308.52	2,318.72	.....	.....
398,129.07	205,938.78	67,896.45	15,924.71	108,240.13	.....	129.00
1,573,974.11	1,052,581.67	358,869.31	46,019.59	96,145.35	.....	20,358.19
1,305,663.58	812,942.61	255,301.94	41,440.55	194,467.08	.....	1,511.40
1,364,726.61	948,143.68	349,267.35	39,126.44	21,666.77	.....	6,522.37
824,246.31	613,312.53	149,601.03	30,273.23	30,453.70	.....	605.77
1,204,312.41	962,961.65	191,526.25	35,770.29	7,284.90	.....	6,769.32
1,619,435.44	961,392.54	259,236.13	42,606.68	352,594.59	.....	3,605.50
717,807.06	588,742.35	88,190.97	16,069.03	20,379.38	.....	4,425.33
9,064,622.98	6,420,416.35	2,081,829.83	209,733.59	268,621.01	.....	84,022.20
5,406,822.22	3,981,551.52	914,401.97	106,133.23	312,114.87	.....	92,620.63
7,181,502.25	5,425,471.41	1,238,226.22	123,565.44	250,444.73	.....	143,794.45
1,980,543.35	1,405,836.21	506,219.85	37,212.46	12,634.76	.....	18,640.07
1,308,114.89	893,482.06	361,406.36	43,366.27	9,541.20	.....	319.00
699,577.10	285,179.95	148,034.09	23,755.79	240,856.57	.....	1,750.70
3,370,518.36	2,623,890.69	503,822.09	91,216.99	76,154.19	.....	75,434.40
2,653,594.19	1,745,626.41	642,883.29	70,675.38	172,681.26	.....	21,727.85
336,890.81	258,820.09	50,634.41	9,562.45	17,537.57	.....	336.29
662,496.44	530,722.58	66,636.83	21,126.62	40,765.88	.....	3,244.53
4,320,211.83	3,034,668.68	921,682.47	114,943.44	146,703.44	.....	102,213.80
816,720.29	634,710.01	119,039.82	32,831.24	26,409.89	.....	3,729.33
41,709.82	.....	.....	41,709.82	.....	.....	.....
1,347,090.58	457,155.05	29,990.15	355,150.73	12,341.81	481,837.87	10,614.97
2,741,709.06	1,900,559.00	674,867.95	128,275.97	25,971.22	8,552.78	3,482.14
4,501,316.62	.....	.....	.....	.....	4,501,316.62	.....
411,639.69	.....	.....	.....	.....	411,639.69	.....
22,665,741.35	.....	.....	.....	.....	22,665,741.35	.....
7,874,253.28	.....	.....	.....	.....	7,874,253.28	.....
5,357,870.53	.....	.....	.....	.....	5,357,870.53	.....
4,419,568.65	.....	.....	.....	.....	4,419,568.65	.....
421,909.40	.....	.....	.....	.....	421,909.40	.....
658,560.00	.....	.....	658,560.00	.....	.....	.....
<u>\$105,587,959.01</u>	<u>\$40,123,373.16</u>	<u>\$10,881,191.14</u>	<u>\$2,554,522.09</u>	<u>\$2,796,621.69</u>	<u>\$48,606,200.95</u>	<u>\$626,049.98</u>

**EXHIBIT "F"—Schedule II—Statement of Cash Disbursements and Analysis of  
Year Ended**

	Cash Disbursements	Accrued Expenditures	Transfers to Other Funds
Special Accounts .....	\$4,185,220.38	\$1,923,847.64	\$298.92
Pensions and Contributions to Pension Funds:			
Heath Act .....	\$96,994.06	\$104,883.01	\$ .....
Veterans Act .....	275,962.19	296,832.73	.....
Miscellaneous Special Acts .....	9,066.00	9,772.00	.....
Annuity for Widows of Governors .....	4,583.26	4,999.92	.....
Judicial .....	260,367.49	271,893.33	.....
Contributions to Prison Officers Pension Fund .....	1,842.97	120,000.00	.....
Contributions to Employees Retirement System .....	7,783,172.00	7,416,586.00	.....
Contributions to Consolidated Police and Firemen's Pension Fund ..	4,387,392.24	4,387,392.24	.....
Increases in Retirement Allowances .....	642,000.00	642,000.00	.....
<b>TOTAL PENSIONS AND CONTRIBUTIONS TO PENSION     FUNDS</b> .....	<b>\$13,461,380.21</b>	<b>\$13,254,359.23</b>	<b>\$ .....</b>
Social Security Taxes .....	\$2,354,917.09	\$2,023,301.30	\$ .....
Unclaimed Inmates-Patients Fund .....	\$49.86	\$ .....	\$ .....
Temporary and Interstate Commissions:			
South Jersey Port Commission .....	\$32,175.87	\$34,902.78	\$ .....
Palisades Interstate Park Commission .....	455,733.51	501,736.44	.....
Delaware River Joint Toll Bridge Commission .....	221,217.85	232,408.31	.....
Interstate Sanitation Commission .....	43,200.00	43,200.00	.....
<b>TOTAL TEMPORARY AND INTERSTATE COMMISSIONS</b>	<b>\$752,327.23</b>	<b>\$812,247.53</b>	<b>\$ .....</b>
<b>TOTAL EXECUTIVE BRANCH</b> .....	<b>\$604,609,633.62</b>	<b>\$507,111,341.34</b>	<b>\$4,872,003.77</b>
Judicial Branch—The Judiciary .....	\$2,136,265.61	\$2,755,145.54	\$ .....
Disbursements applicable to prior year's appropriations .....	\$73,728,311.32	\$ .....	\$ .....
<b>TOTALS</b> .....	<b>\$681,810,936.51</b>	<b>\$511,533,052.20</b>	<b>\$4,872,003.77</b>

Accrued Expenditures—General Treasury Fund—Fiscal  
June 30, 1959—(Continued)

Net Accrued Expenditures	Salaries and Wages	Materials and Supplies	Services Other Than Personal	Additions and Improvements	Subventions and Direct State Aid	Extraordinary Expenses
<u>\$1,923,548.72</u>	<u>\$.....</u>	<u>\$.....</u>	<u>\$1,923,548.72</u>	<u>\$.....</u>	<u>\$.....</u>	<u>\$.....</u>
\$104,883.01	\$.....	\$.....	\$.....	\$.....	\$.....	\$104,883.01
296,832.73	.....	.....	.....	.....	.....	296,832.73
9,772.00	.....	.....	.....	.....	.....	9,772.00
4,999.92	.....	.....	.....	.....	.....	4,999.92
271,893.33	.....	.....	.....	.....	.....	271,893.33
120,000.00	.....	.....	.....	.....	.....	120,000.00
7,416,586.00	.....	.....	.....	.....	.....	7,416,586.00
4,387,392.24	.....	.....	.....	.....	4,387,392.24	.....
642,000.00	.....	.....	.....	.....	.....	642,000.00
<u>\$13,254,359.23</u>	<u>\$.....</u>	<u>\$.....</u>	<u>\$.....</u>	<u>\$.....</u>	<u>\$4,387,392.24</u>	<u>\$8,866,966.99</u>
<u>\$2,023,301.30</u>	<u>\$.....</u>	<u>\$.....</u>	<u>\$.....</u>	<u>\$.....</u>	<u>\$.....</u>	<u>\$2,023,301.30</u>
<u>\$.....</u>	<u>\$.....</u>	<u>\$.....</u>	<u>\$.....</u>	<u>\$.....</u>	<u>\$.....</u>	<u>\$.....</u>
\$34,902.78	\$31,985.13	\$1,096.28	\$1,821.37	\$.....	\$.....	\$.....
501,736.44	375,749.00	45,986.68	41,101.13	8,899.63	30,000.00	.....
232,408.31	203,748.98	17,010.86	11,334.88	313.59	.....	.....
43,200.00	.....	.....	.....	.....	.....	43,200.00
<u>\$812,247.53</u>	<u>\$611,483.11</u>	<u>\$64,093.82</u>	<u>\$54,257.38</u>	<u>\$9,213.22</u>	<u>\$30,000.00</u>	<u>\$43,200.00</u>
<u>\$502,239,337.57</u>	<u>\$107,594,184.05</u>	<u>\$21,116,417.00</u>	<u>\$24,945,106.63</u>	<u>\$115,487,436.08</u>	<u>\$214,041,708.52</u>	<u>\$19,054,485.29</u>
<u>\$2,755,145.54</u>	<u>\$1,785,686.28</u>	<u>\$100,642.23</u>	<u>\$78,993.82</u>	<u>\$17,561.00</u>	<u>\$761,826.00</u>	<u>\$10,436.21</u>
<u>\$.....</u>	<u>\$.....</u>	<u>\$.....</u>	<u>\$.....</u>	<u>\$.....</u>	<u>\$.....</u>	<u>\$.....</u>
<u>\$506,661,048.43</u>	<u>\$110,500,313.37</u>	<u>\$21,495,500.34</u>	<u>\$25,217,024.83</u>	<u>\$115,510,973.50</u>	<u>\$214,803,534.52</u>	<u>\$19,133,701.87</u>

## EXHIBIT "F"—Schedule III—Statement of Gross Receipts and Analysis of

	Cash Receipts	Gross Accrued Revenues
Old Bond and Interest Trust Fund .....	\$88,875.57	\$1,778.39
Unemployment Compensation Auxiliary Fund .....	6,021,756.50	559,295.04
Unemployment Compensation Tax Fund .....	295,680,196.95	159,572,214.91
Temporary Disability Benefits Fund .....	31,825,238.68	14,739,949.63
School Fund .....	1,518,652.26	1,225,124.83
1837 Surplus Revenue Fund .....	92,976.84	27,200.06
Veterans' Guaranteed Loan Fund .....	3,780,429.92	234,284.74
Emergency Housing Contingency Reserve Fund .....	50,911.94	911.94
Institution Construction Bond Fund .....	519,969.26	3,958.78
State 1952 Institution Construction Fund .....	3,300,193.03	54,778.18
School Building Aid—Capital Reserve Fund .....	2,658,391.55	16,292.48
State Teachers College Construction Fund .....	1,747,280.74	18,949.78
Armory Construction Fund .....	114,281.84	28,698.49
Grade Crossing Elimination Fund .....	5,110,346.58	67,325.96
State Water Development Fund .....	25,222,557.48	24,980,791.41
Unclaimed Bank Deposits Escheat Fund .....	344,059.69	192,109.67
Unclaimed Life Insurance Escheat Fund .....	28,855.86	13,850.27
Unclaimed Personal Property Trust Fund .....	63,519.07	63,512.64
Motor Vehicle Liability Security Fund .....	2,313,108.64	870,549.60
Stock Workmen's Compensation Security Fund .....	567,649.79	74,208.67
Mutual Workmen's Compensation Security Fund .....	206,263.15	134,044.34
Unsatisfied Claim and Judgment Fund .....	4,467,676.50	903,681.28
Special Railroad Deposits .....	24,777.50	262.17
Old Outstanding Checks Account .....	7,527.04	.....
State Society of the Battleship New Jersey .....	225.00	218.61
Withholding Tax Fund .....	13,789,075.04	.....
Employees' Savings Bond Deductions Fund .....	1,413,621.20	.....
Employees' Hospitalization Deductions Fund .....	1,533,121.29	.....
Employees' Miscellaneous Deductions Fund .....	104,840.79	.....
Employees' Pension and Social Security Deductions Fund .....	5,747,972.58	.....
<b>TOTAL DEDICATED AND TRUST FUNDS .....</b>	<b>\$408,344,352.28</b>	<b>\$203,783,991.87</b>
<b>PENSION FUNDS</b>		
Consolidated Police and Firemen's Pension Fund .....	\$24,437,670.81	\$ (+)
Police and Firemen's Retirement Fund .....	24,695,628.32	(+)
Prison Officers' Pension Fund .....	428,855.22	(+)
State Police Retirement Fund .....	1,427,705.19	912,863.43
Teachers' Pension and Annuity Fund .....	96,754,016.87	(+)
Public Employees' Retirement Fund .....	49,235,617.56	(+)
Pension Increase Fund .....	951,052.41	(+)
Social Security Agency Fund .....	24,235,106.02	(+)
Social Security Agency Administration Fund .....	387,840.09	(+)
<b>TOTAL PENSION FUNDS .....</b>	<b>\$222,553,492.49</b>	<b>\$912,863.43</b>
<b>TOTAL OF ALL FUNDS .....</b>	<b>\$630,897,844.77</b>	<b>\$204,696,855.30</b>

(+) Accounting not under control of State Accounting Bureau, therefore information not on our records.



## EXHIBIT "F"—Schedule IV—Statement of Cash Disbursements and Analysis of

	Cash Disbursements	Gross Accrued Expenditures	Transfers to Other Funds
Old Bond and Interest Trust Fund .....	\$87,923.41	\$.....	\$.....
Unemployment Compensation Auxiliary Fund .....	6,020,422.38	157,606.19	157,606.19
Unemployment Compensation Tax Fund .....	295,503,191.31	198,557,520.52	.....
Temporary Disability Benefits Fund .....	31,914,697.12	12,628,161.60	1,330,305.45
School Fund .....	1,531,066.82	604,151.48	604,023.14
1837 Surplus Revenue Fund .....	85,920.90	27,200.06	27,200.06
Veterans' Guaranteed Loan Fund .....	4,049,676.12	5,099,433.26	5,060,350.00
Emergency Housing Contingency Reserve Fund .....	53,565.28	53,565.28	46,662.21
Institution Construction Bond Fund .....	544,050.16	13,200.00	13,200.00
State 1952 Institution Construction Fund .....	3,283,154.30	542,482.22	.....
School Building Aid—Capital Reserve Fund .....	2,661,762.11	16,292.48	.....
State Teachers College Construction Fund .....	1,815,991.98	250,041.44	100,000.00
Armory Construction Fund .....	147,844.83	42,798.13	16,886.63
Grade Crossing Elimination Fund .....	4,955,831.66	340,443.21	3,541.92
State Water Development Fund .....	24,698,629.17	5,356,503.62	4,684,451.00
Unclaimed Bank Deposits Escheat Fund .....	322,604.33	163,088.17	149,797.59
Unclaimed Life Insurance Escheat Fund .....	30,504.24	10,498.65	10,226.90
Unclaimed Personal Property Trust Fund .....	90,973.40	90,966.97	25,157.47
Motor Vehicle Liability Security Fund .....	2,311,644.16	.....	.....
Stock Workmen's Compensation Security Fund .....	566,644.39	.....	.....
Mutual Workmen's Compensation Security Fund .....	203,519.25	.....	.....
Unsatisfied Claims and Judgment Fund .....	4,440,693.70	109,610.27	99,452.30
Special Railroad Deposits .....	25,065.61	.....	.....
Old Outstanding Checks Account .....	57,589.54	.....	.....
State Society of the Battleship New Jersey .....	.....	.....	.....
Withholding Tax Fund .....	13,645,450.02	.....	.....
Employees' Savings Bond Deductions Fund .....	1,374,940.38	.....	.....
Employees' Hospitalization Deductions Fund .....	1,528,835.06	.....	.....
Employees' Miscellaneous Deductions Fund .....	103,007.48	.....	.....
Employees' Pension and Social Security Deductions Fund .....	5,421,743.27	.....	.....
<b>TOTAL DEDICATED AND TRUST FUNDS .....</b>	<b>\$407,476,942.38</b>	<b>\$224,063,563.55</b>	<b>\$12,328,860.86</b>
<b>PENSION FUNDS</b>			
Consolidated Police and Firemen's Pension Fund .....	\$24,334,815.11	\$ (†)	\$.....
Police and Firemen's Retirement Fund .....	24,764,473.89	(†)	.....
Prison Officers' Pension Fund .....	423,828.17	(†)	.....
State Police Retirement Fund .....	1,244,053.04	551,019.97	.....
Teachers' Pension and Annuity Fund .....	96,520,354.11	(†)	.....
Public Employees' Retirement Fund .....	50,865,192.68	(†)	.....
Pension Increase Fund .....	707,537.62	(†)	.....
Social Security Agency Fund .....	24,236,259.26	(†)	.....
Social Security Agency Administration Fund .....	388,255.42	(†)	.....
<b>TOTAL PENSION FUNDS .....</b>	<b>\$223,484,769.30</b>	<b>\$551,019.97</b>	<b>\$.....</b>
<b>TOTAL OF ALL FUNDS .....</b>	<b>\$630,961,711.68</b>	<b>\$224,614,583.52</b>	<b>\$12,328,860.86</b>

(†) Accounting not under control of State Accounting Bureau, therefore information not on our records.



