

2852.1

C 6

FIFTEENTH ANNUAL REPORT


OF THE

DIVISION OF LOCAL GOVERNMENT

STATE OF NEW JERSEY

1952

STATEMENTS OF FINANCIAL CONDITION
OF COUNTIES AND MUNICIPALITIES



PROPERTY OF
STATE OF NEW JERSEY
APR 13 1953
J. J. ...

DEPOSITARY COPY

Do Not Remove From Library

Prepared by

DEPARTMENT OF THE TREASURY
DIVISION OF LOCAL GOVERNMENT

974.9
A. R.
L

WALTER T. MARGETTS, JR.
State Treasurer
Dep't of the Treasury

WALTER R. DARBY
Director
Division of Local Government

FIFTEENTH ANNUAL REPORT

OF THE

DIVISION OF LOCAL GOVERNMENT

STATE OF NEW JERSEY

1952

STATEMENTS OF FINANCIAL CONDITION
OF COUNTIES AND MUNICIPALITIES

974.901
L85

Prepared by

DEPARTMENT OF THE TREASURY

DIVISION OF LOCAL GOVERNMENT

WALTER T. MARGETTS, JR.

State Treasurer

Dep't of the Treasury

WALTER R. DARBY

Director

Division of Local Government

Local Government Board:—

WALTER R. DARBY, *Chairman*

JOHN F. SCHENK

JOSEPH C. DE COSTER

CHARLES J. EHMLING

GEORGE C. SKILLMAN, *Secretary*

TABLE OF CONTENTS

| SUBJECT | PAGE |
|---|------|
| Alphabetical Index | |
| Letter of Transmittal | I |
| Explanatory Terms, Titles and Definitions | III |
| Comparative Statements and Summaries | XV |
| County Finances | C-1 |
| Municipal Finances | 1 |
| Statement of Municipally Operated Utilities | 569 |

LIST OF TABLES

| TABLE | |
|--|--------|
| 1. Total Taxes Levied for all Purposes—Amounts Outstanding and Total Accumulated Tax Title Liens | XV |
| 2. Cash Collections of Current Levies | XVI |
| 3. Foreclosed Property and Property Acquired by Deed | XXI |
| 4. Total Gross and Net Debt of Counties and Municipalities | XXVII |
| 5. Statutory Net Capital Debt | XXVIII |
| 6. Recapitulation of Totals of Municipal Budgets as Originally Approved by the Division of Local Government | XIX |
| 7. Accumulated Totals—All Municipalities—Expenditures and Required Payments—Receipts and Revenues Realized (A Similar Table for all Counties Appears on page C-45).. | XX |
| 8. Tabulation of All Municipalities According to Population | XXI |
| 9. Statement of Municipally Operated Utilities | 569 |

ALPHABETICAL INDEX

| | |
|--|----------|
| Alphabetical Sequence—County Maps | I |
| Capital Debt | X |
| Capital Outlay | VII, XI |
| Cash Basis of Operations | XIII |
| Cash Deficits | XIII |
| Comparable 1938 to 1952 | I |
| Comparative Statements and Summaries | XV |
| County Taxes | V |
| Current Finances | XIV |
| Current Taxes—1952 Collections | IX |
| Deferred Charges and Statutory Expenditures | III |
| Delinquent Taxes Including Liens | IX |
| Emergency Appropriations | III |
| Emergency Borrowings | IV |
| Expenditures | III |
| Explanatory Terms, Titles and Definitions | III |
| Foreclosed Property and Property Acquired by Deed | IX |
| Local Purpose Taxes | V |
| Local School Taxes | V |
| Miscellaneous Revenues Realized | VI |
| Municipal Fiscal Year | III |
| New Jersey Tax Billing and Collecting Procedure | IV |
| Number of Municipalities | I |
| Per Capita Figures | XIV |
| Required Payments for Local School, County and Special District Taxes | IV |
| Reserve for Uncollected Taxes | VII, XIV |
| Revenue Accounts | VI |
| Scope of Report | I |
| Significance of Unbalanced Totals | VII |
| Source of Material | I |
| Special Assessments | XII |
| Special District Taxes | XII |
| State Aid to Municipalities | VII |
| Statement of Receipts and Revenues | VI |
| Statements of Expenditures and Required Payments | III |
| State Taxes | V |
| Summary | II |
| Surplus Revenues | VI |
| Taxes Levied, 1952 | VIII |
| Tax Rates | VIII |
| Tax Title Liens | IX |
| Transmittal | I |
| Utility Operations | XII |

TO THE GOVERNOR AND MEMBERS OF THE LEGISLATURE:

Transmittal

I submit herewith the Fifteenth Annual Report of the Division of Local Government covering the fiscal year January 1 to December 31, 1952, pursuant to the provisions of chapter 112, P. L. 1944, which require "the Director to publish annually a report of comparative financial statistics of Local Government tabulated to show the costs of government, the costs of principal services, the amount of debt and other pertinent data."

Comparable 1938 to 1952

The schedules in this report closely follow those of preceding years, thus permitting comparable studies for a fifteen-year period.

Source Material of Report

The statistical data contained herein have been assembled from reports of audit wherever possible and in all other cases from financial statements prepared by the chief financial officer of the municipality. In order to complete this report without undue delay the financial statements have been used where the audit report was not available.

Scope of Report

Following last year's procedure, certain changes will be found in the text following this letter of transmittal. The first section of this text will deal with "Explanatory Terms, Titles and Definitions," followed by a section dealing with "Comparative Statements and Summaries."

Number of Municipalities

This report covers the transactions of the 588 local government units of New Jersey, consisting of 21 counties, 53 cities, 21 towns, 257 boroughs, 235 townships and 1 village.

Alphabetical Sequence—County—Maps

For convenience and quick reference, material is presented in alphabetical sequence with a separate section for counties.

A map of each county showing the location of the various municipalities therein will be found immediately in front of the detail relating to a particular county.

The name of each municipality is followed by the form of government, i.e., city, town, borough, etc., together with 1950 population figures, land area and net valuation taxable.

SUMMARY

One Page Devoted to Each Municipality

In summary, an attempt has been made to present a comprehensive picture of the current financial position of each county and municipality and in so doing, I have assembled pertinent information on a single page excepting data on municipally owned utilities, which appear in a separate section of the report. I have endeavored to comply with the statutory requirements and present a report of comparative financial statistics of local government and at the same time present the material in such a way that anyone not familiar with municipal finance may interpret and analyze the several statements. The 1952 budget operations as reflected by the statement of revenue and expenditures shows the costs of various governmental functions, singly and in total. These figures have been set up in conformity with a classification schedule in general use through the United States and while the larger units may be susceptible to further breakdown, uniform classifications have been used throughout this report.

I feel that this report would be incomplete without a word of commendation for Frank E. Maimona, Statistician, who has handled all of the detail contained in this report. Likewise, other members of the staff who have assisted in the work are entitled to special mention. In addition, I am indebted to the Department of Conservation and Economic Development, Division of Planning and Development, for the use of the County maps appearing herein.

Respectfully submitted,

WALTER R. DARBY,
Director of Local Government.

EXPLANATORY TERMS, TITLES AND DEFINITIONS

Municipal Fiscal Year

The fiscal year for all counties and municipalities is the calendar year.

Statements of Expenditures and Required Payments

In compliance with that part of the statute which requires a tabulation showing costs of government and the costs of principal services in comparable form, a statement of expenditures which reflects the budget results of the year, is used.

Expenditures

The term expenditure includes not only cash disbursements, but in addition, amounts reserved to meet unpaid claims of the current fiscal year.

It will be noted from the foregoing that Amounts Reserved to Meet Unpaid Claims of a current fiscal year are added to the actual cash disbursements in this report. The unexpended balance of an appropriation (even though it may be uncommitted) is reserved under New Jersey statute regardless of the amount of the actual commitments against such reserve. The net result is that the amounts reserved at the end of a fiscal year are considerably in excess of the actual commitments of such fiscal year. It may be argued that this excess reserve produces an erroneous picture insofar as expenditures are concerned. However, few municipalities maintain complete requisition systems and it follows that reporting expenditures in excess of the actual disbursements makes for sound finance. In other words, the fact that a portion of the amount considered as an expenditure or charge remains unused at the end of a fiscal period strengthens the eventual financial position of the municipality.

Deferred Charges and Statutory Expenditures

This title includes amounts appropriated to cover over-expenditures, emergencies, judgments, or any items of a mandatory nature occurring in a prior period and required to be met in a current period. The major items incorporated in this classification are emergencies and expenditures without appropriations.

Emergency Appropriations

The New Jersey statutes provide that emergency appropriations may be created by resolution for the purpose of meeting an emergent condition unforeseen, or for which adequate appropriation was not made in the current budget. These appropriations must be created by

a resolution adopted by two-thirds vote of all the members of the governing body, and where the amount exceeds three percent of the operating budget require the approval of the Director of Local Government. It is mandatory that all emergency appropriations be included in the budget of the next succeeding year. The expenditures under emergency appropriations are subject to the same classification as to purpose as an original appropriation. Thus, in this report, emergency expenditures of 1952 are in no instance separately classified. A subsequent comment, however, illustrates the extent to which these are financed by emergency notes. All of these emergency appropriations are cleared by specific appropriation in the 1953 budget and will fall in the "Deferred Charge and Statutory Expenditure" group.

During 1952 municipalities declared emergencies aggregating approximately \$4,985,918 and thus created emergency appropriations for the foregoing amount of which \$317,450 were financed by borrowings and the balance from funds on hand. These appropriations were for water and other utilities, garbage and ashes, fire protection, roads, streets and bridges, police, health, housing, parking meters, poor, schools, etc.

Reference should be had to a preceding section of the report for an outline of the procedure followed in making and liquidating emergency appropriations.

Emergency Borrowings

Emergency appropriations may or may not be supported by borrowings. If a municipality has sufficient current funds to support an emergency appropriation, recourse need not be had to the issuance of emergency notes. On the other hand, a municipality may, if it so elects, issue emergency notes to support an emergency appropriation. In either event, there must be an appropriation in the succeeding year's budget to clear the emergency.

Required Payments for Local, School, County, and Special District Taxes

This figure is broken down under the caption of "Taxes" where the respective amount of each requirement is shown. Attention is directed to the comment on "New Jersey Tax Billing and Collecting Procedure," also to the comment on "Local Purpose Taxes" which follow.

New Jersey Tax Billing and Collecting Procedure

A word of explanation is needed at this point relative to the method of tax billing and collecting in New Jersey. Property is assessed for taxing purposes as of October 1 of the year preceding that for which the tax is levied. The municipal budget determines the tax requirements of *the municipality*. The local school budget determines the tax requirements of the local school district. The county budget fixes the

amount due for county purposes and the county tax requirements of each individual municipality are determined by an apportionment of the county tax requirements by the county tax board.

The several requirements are added together and thus become the total tax levy of the municipality. The local collector submits a single bill for county, local school and local requirements. Taxes are payable in four installments and the taxing district must make mandatory payments to the school district and to the county. What remains is available for municipal purposes. Thus, it is easy to see that failure to collect taxes may leave a municipality without funds with which to operate. From the taxpayers standpoint, the method is clean-cut to the extent that he receives only a preliminary bill and a final bill and when he makes payment, he has satisfied all of the requirements of the county, local school district and local municipality.

County Taxes

This is the amount required to be paid by the municipality to the county for its ratable share of the county tax levy as apportioned by the county tax board.

State Taxes

No direct State property tax was levied for any purpose for the year 1952. The last report to reflect a State Tax was that of the year 1946. This was a 2.9-mill tax levied on the assessed valuations of each municipality, collected in the municipality paid to the county, which in turn paid the tax to the State. 90% of the tax was returned to the county immediately and distributed to the respective school districts in the county on the basis of average days attendance. The New Jersey corporation business tax acts of 1945 and other revenues made it possible to eliminate any direct State levy since 1946.

Local School Taxes

Local school taxes represent the amount required for the support of local district schools which, in all except what are known as Article VI or so-called city districts, are governed by a corporation separate and distinct from the municipal corporation. The school year runs from July 1 to June 30, however, treating the local school levy as a required payment without adjustment creates no confusion insofar as this report is concerned, furthermore a number of school districts are now levying taxes on a calendar year as permitted by statute.

Local Purpose Taxes

Every municipal budget is balanced by what is known as a Local Purpose Tax. The Local Purpose levy appears under the heading of "1952 Tax Requirements" and a comment appears on page VIII of the

report dealing with this item. This item loses some of its identity due to the fact that under a cash basis accounting procedure it is submerged in the financial set-up; however, this local purpose levy is that portion of the total levy which is under the jurisdiction of the local officials. This item was given its proper place in the budget form prepared by the Division beginning with 1952.

The Local Purpose Tax is of prime importance in the preparation of the municipal budget and this report has been prepared in such a manner that the item is given due prominence.

Statement of Receipts and Revenues

As an offset to the expenditure statement, a statement of receipts and revenues which reflects the end of the year budget results on the income side of the budget is used. Actual receipts which are available to meet expenditures and required payments may be determined from the statement of revenues. The revenue figures shown in this report represent cash receipts in all instances except in the case of surplus revenue and State Aid. Surplus revenue may in part be offset in deferred charges and State Aid may be represented by State funds set aside for the municipality but not yet paid over.

Revenue Accounts

Revenue accounts referred to above are defined herewith in order to clarify their meaning to anyone not familiar with New Jersey municipal finance.

Surplus Revenue:—Represents free cash used to support the current budget after providing the amounts required to meet the cash liabilities at the end of the previous year and the amount of non-cash surplus permitted to be used to offset deferred charges which are required to be cleared by budget action. It does not represent the current cash balance at the close of the previous year except in very unusual cases.

Miscellaneous Revenues Realized:—Represents cash receipts from such sources as:

- Licenses
- Fees and permits
- Fines (magistrates, etc.)
- Interest and costs on taxes
- Interest and costs on assessments
- Interest on deposits
- Franchise tax
- Gross receipts tax
- Bus receipts tax
- State aid
- Sundry receipts

State Aid to Municipalities for the year 1952 plays an important part in the miscellaneous revenue picture. Chapter 62, of the Laws of 1947, provides that municipalities might anticipate State Aid for current road repairs, street lighting and capital road construction. Statutory emphasis was placed on this State Aid being used for current repairs with the result that many municipalities anticipated a substantial portion of the \$5,770,000 appropriated by the State under what is commonly known as a "Formula" program with the result that this revenue has materially increased the miscellaneous revenues available to support the current budget. In previous years, substantial portions of State Aid made available to municipalities were handled through municipal ordinance rather than through the current budget, but beginning with the year 1948 a great part of the \$5,770,000 referred to above is reflected in current miscellaneous revenues.

Reserve for Uncollected Taxes

It will be noted that the expenditure and required payment group shows a total captioned "Total All Expenditures and Required Payments" which figure excludes the "Reserve for Uncollected Taxes." This "Reserve for Uncollected Taxes" is not a cash requirement and while it is an integral part of the budget it should not be considered in determining cash requirements. This reserve is an amount added to the required levy; and will, based upon the estimated collection of current taxes, provide the cash required for operations and required payments.

Significance of Unbalanced Totals

A comparison of the total expenditures and required payments with the total receipts and revenues realized indicates the extent to which receipts support expenditures. Under the cash basis of operations an excess of receipts means that there is a surplus which may be availed of to support budgets of subsequent years; and a deficiency of receipts means that the deficit must be provided for in the budget of the succeeding year. Any attempt to use balanced totals in this report would materially delay the completion thereof.

Capital Outlay

A Statement of Capital Outlay follows the Statement of Receipts and Revenues. This is subdivided under several captions. This statement first appeared in the 1945 report and the transactions reported represent expenditures from bond funds. "Capital Outlays" financed from budget appropriations in the current or operating division of accounts first appeared in the 1947 Report; this procedure is continued. Heretofore certain capital items were financed through the budget and classified as an expense item. This separate classification,

it is anticipated, will be the first step in reporting on capital outlays financed wholly from current budget appropriations. It will be noted that a separate heading appears in the Operating section for "Capital Improvement Fund." This does not represent a direct outlay for capital purposes, but is in the nature of a down-payment fund which can only be availed of through ordinance. This Fund may be expended in the year in which the appropriation is made or may be accumulated and held for future capital purposes.

Tax Rates

A breakdown of tax rates is shown for each municipality. This breakdown shows that portion of the rate applicable to county, local district school and local municipal purposes. This computation is based on figures appearing in the printed "Abstract of Ratables" and can be checked to that source. It is believed that this breakdown will be of interest to students of municipal government and taxpayers.

1952 Taxes Levied

An analysis of the several purposes for which taxes are levied will be found under the foregoing caption. It will be noted that taxes levied are broken down under the headings of Local School, County, and Special District Taxes. These several items represent mandatory requirements. Attention is directed to page IV, "New Jersey Tax Billing and Collecting Procedure," which will give a general idea of the method of levying and collecting taxes under the New Jersey statutes.

The local purpose levy which is set forth as a separate item represents the amount required from general taxation to operate and maintain the municipality and provide for municipal debt service. The sum total of the several items gives the total tax levy for all purposes.

The figures set forth under "1952 Taxes Levied" are taken from adopted budget figures adjusted to the "Abstract of Ratables" of the several counties. This "Abstract of Ratables" is in effect the printed record of the several tax rolls or "duplicates" as they are defined in the New Jersey statutes.

The budget as adopted reflects a Local Purpose Levy, which is shown in this report, but which by statute may be adjusted when the tax levies are fixed. Deficiency in basic aid and school debt service are included in the adopted budget of the municipality but are deducted from the local purpose requirements and added to the local district school tax levy when the County Board strikes the tax rate. The totals of the figures appearing in the printed abstract of ratables will be in agreement with the "Total Tax Levy (Tax Duplicate)" but individual requirements for local district school and local purposes may not agree.

Theoretically the total of "1952 Taxes Levied" should agree with the 1952 levy appearing under "Current" taxes. Practically there

will be variations due to fractional rates and to the fact that taxes may be added during the year. Fractional rates should always produce a slight variation, but where there are more than nominal changes these will undoubtedly be due to taxes added under what is known as chapter 397, P. L. 1941.

Early reports did not give due recognition to the "Local Purpose Levy" which figure represents the amount under the direct control of the municipality and to a greater or lesser degree affects the tax rate.

It will be noted that all tax rates are carried out two places in this report whereas the printed abstracts of the several counties carry these rates several places further. The New Jersey statutes call for a rate on the hundred dollars of valuation and it is established practice to carry no rate beyond two decimal places. For example, a rate of 4.7719 is carried as 4.78—always to the next higher cent on the hundred.

Current Taxes—1952 Collections

This figure represents 1952 cash collections from the 1952 tax levy. The current collection figure appears on both the Statement of Receipts and Revenues Realized and the Statement of Taxes.

Delinquent Taxes Including Liens

This represents 1952 cash collections on all prior years' taxes including tax title liens which were unpaid at the beginning of the year 1952. In the statement entitled "Taxes" a distinction is made between prior years taxes and tax title liens, while in the Statement of Receipts and Revenues no such distinction is made.

"Prior Years' Taxes," "Tax Title Liens" and "Property Acquired by Deed or Foreclosure" are shown in condensed form. Balances at the beginning and end of the year are shown together with "Cash Collections" or "Cash Sales." There are other changes such as transfers, cancellations, etc., affecting these items but the true index of activity is the cash derived from these sources, and it is felt that the omission of other than cash figures does not in any way lessen the value of the statements.

Tax Title Liens

Taxes on real property remaining unpaid on July 1st following the year of levy are required to be included in a tax sale. The holding of a tax sale is mandatory and attention is directed to the paragraph which follows relative to what happens after a sale is held and there are no outside purchasers.

Foreclosed Property and Property Acquired by Deed

This asset is created through the foreclosure of tax title liens. When real estate taxes are unpaid the collector is charged with the duty of selling the same for non-payment and if there is no outside purchaser, the property is struck off to the municipality and the tax

title lien is vested in the municipality. At any time after two years from the date of the tax sale the municipality may in accordance with law foreclose the right of redemption through our courts and when such right to redeem is foreclosed the municipality acquires title in fee. This property then becomes municipal property subject to sale by the municipality. The property is withdrawn from the ratables when foreclosed and is not restored thereto until sold.

Prior to 1946 the asset figure was the accumulated municipal charges against the property. In 1947 the asset figure carried on the books of the municipality was changed to the last assessed valuation shown in the records. This change should theoretically reduce the asset value of foreclosed property, but will produce a figure which will be more in accord with sale prices in the majority of cases. The growth of the foreclosed property asset indicates that the disposition thereof is one of the important problems of the municipalities.

While tax title liens, in the main, are created as a result of non-payment of real estate taxes, liens may be created through the sale of delinquent special assessments, utility charges or special district taxes. Where the property is included in a tax sale and a tax title lien comes into existence, the power of foreclosure exists whether the lien results from a delinquent tax, a delinquent assessment or other delinquent charge. Regardless of the source of the delinquent charge the purchaser has the power to foreclose after the two-year period has elapsed on any municipal lien.

In some instances complete information relative to the activity in this account will be lacking due to the fact that the figures are taken from the financial statements of the municipalities direct rather than from the reports of audit.

Capital Debt

Under the caption of "Capital Debt" are set forth school debt, self-liquidating or utility debt, and other capital debt. Under the New Jersey statutes, the aforementioned figures represent indebtedness whether issued and outstanding or authorized but not issued.

Under deductions will be found school debt, self-liquidating debt, and other deductions. School debt, except in the case of city school districts, is the indebtedness of a separate corporation. (In the case of city districts, school debt is an obligation of the municipal corporation and the payment thereof is provided for by the municipality, whereas in other districts the payment is provided for by the school corporation.) The statutes in all cases permit deductions for school debt up to 6% of the three next preceding years' average assessed valuations of real property (and 8% in those cases where there is a certified high school). Thus, it will be noted that the full amount of school debt is deductible except in those cases where it exceeds the 6% (or 8%) average.

Self-liquidating or utility debt is deductible as a whole where the utility is entirely self-sustaining. In those cases where the utility is not self-sustaining, the operating deficit is capitalized at 5% and becomes a charge against the debt limit of the municipality.

The deductions for capital debt come about mainly through sinking funds or funds in hand applicable to the gross debt, and amounts owing by other governmental agencies. It follows that indebtedness which is authorized for the purpose of funding or refunding already existing debt may appear as a deduction. The debt limit in New Jersey is 7% of the average of assessed valuations of real property including improvements for municipalities and 4% for counties.

It will be noted from the reports that the percentage of debt is in excess of the 7% limit in a number of cases. This has come about through the funding of floating debt, the incurring of debt through an order of a superior governmental authority and in some instances through the change in the method of computing net debt as provided for in the 1935 Bond Act revision (under the previous statute, utility debt was deductible regardless of whether or not the utility was self-sustaining and special assessment debt was also deductible. Thus, with the passage of a statute eliminating such deductions, a number of municipalities were automatically over the debt limit.) A municipality with indebtedness over the limit may incur new debt only within the limitations of the statute. In brief, these are the order of a superior governmental authority such as an order of the board of health to construct a sewer, capital debt for emergency purposes such as fire, flood or other disaster, the refunding of floating debt with the consent of the State Funding Commission, and the incurring of general debt based on the amount of debt retired in a prior year. The latter is a limited power provided by statute to take care of cases where certain capital expenditures should be incurred which do not fall in any of the exempted classifications.

Capital Outlay

A statement of Capital Outlay appears in this report. This statement, which is broken down under the following captions: Beaches and Boardwalks, Buildings and Equipment, Parks and Playgrounds; Sewers; Streets, Roads and Bridges, Water Supply and Other Purposes, represents amounts paid in cash from capital or bond funds in 1952. In the main, these capital funds are derived from the proceeds of the sale of bonds or bond anticipation notes and the amounts reported represent actual cash disbursements; no attempt has been made to record capital commitments.

Capital outlay in the Current Division of accounts is reported in a separate classification appearing in the expenditure statement under the heading of Capital Improvements and Capital Improvement Fund.

Several inquiries as to the fact that no expenditures appeared under the caption of "Streets and Roads" for "New Construction" call for a word of explanation. Present budgeting for this purpose places it under "Capital Outlay" in the current budget where financed by taxation directly. Previously it was set up as a separate item under "Streets and Roads." I hope to be able to provide details of this in a subsequent report.

Utility Operations

Every municipally operated utility or enterprise must maintain a separate set of accounts. If the utility is entirely self-sustaining and if there is a surplus, such surplus may be used to reduce current taxation. If the utility operates at a deficit, general taxation must provide the necessary funds to meet such operating deficit. The use of surplus to reduce the current tax levy is permissible while the budgeting of deficits in the current tax levy is mandatory. As stated elsewhere in this report, the extent to which the utility is self-liquidating determines the amount of the capital debt which is deductible in any debt statement. (In addition, it may determine the amount of new utility debt which may be incurred.) Statements appear on pages 569-572, inclusive.

Every utility must make a budget, which is separate and distinct from the general operating budget of the municipality. The figures shown under expenditures and required payments represent cash disbursements together with appropriation reserves. The receipts represent cash only.

Special Assessments

There has been inquiry as to why figures dealing with special assessments for benefits have not been incorporated in this report. The present Local Bond Law allows no deductions for benefit assessments, thus many improvements which were previously undertaken as local improvements due to the fact that the indebtedness could be created without affecting the debt limit of the municipality are not undertaken. While improvements are being assessed against property specially benefited, the volume does not assume the importance that it did in the 1925-1929 period.

Special District Taxes

The New Jersey statutes provide for the levy of special district taxes under certain conditions. In the main, these have to do with fire and light districts in townships. In addition, there are a limited number of sewer, garbage, and other special districts. No attempt has been made to report on these districts. Tests made some years ago indicated that the over-all costs of operating these several districts were nominal compared with other municipal requirements and while the required payments to the special districts appear in the report, no detail as to

operating expenditures is shown. In the case of fire districts, no reports are filed with the Division; thus it is impossible to present detail covering the costs of fire district operations and the other districts are limited in number and the amount of money required. A district tax levy represents a special levy imposed upon a portion of a municipality (usually a township) for the rendering of a certain service. The balance of the municipality is not liable for this tax. Furthermore, the municipality is not liable for the obligations of the district.

“Cash Deficits”

While the term “Cash Deficit” does not appear in this report except in the comparative statement of budgets appearing on page XIX, under the New Jersey Cash Basis Act a municipality which does not collect sufficient *cash* within a given year to meet all expenditures and required payments, including amounts owing to the county and local school districts, finishes the year with a cash deficit. This cash deficit must be included in the budget of the next succeeding year, which requirement serves to keep a budget in balance, not only from a mathematical standpoint but from a cash standpoint. It will be noted that municipalities have incurred collective deficits running as high as \$8,000,000, although the cash deficit for the year 1952 was only \$49,833.

Cash Basis of Operations

Under New Jersey statutes, cash basis refers to a plan of budgetary operation whereby the collection rate of the preceding year is applied to the total tax requirement and the levy overlaid to an extent which will produce sufficient cash from current collections to balance the budget (and requirements). The overlay is represented by a “Reserve for Uncollected Taxes.” However, the “Reserve” appearing on the appropriation side of the budget may be offset in whole or in part by a revenue from delinquent taxes.

The cash basis in its simplest terms is the determination of the amounts of cash revenues available for expenditure from other than a new tax levy and the amount of the new levy needed to produce the additional cash required in order to meet the obligations of the fiscal year; the amounts of cash receipts from the new tax levy and all other available revenues being determined on the basis of actual experience during the next preceding fiscal year.

From the above, it follows that if the municipality’s obligations for the new fiscal year amount to \$100 and if there are available on the basis of the next preceding fiscal year, revenues of \$40 to be received in cash from sources other than a new tax levy, it would be necessary to receive in cash during the fiscal year the sum of \$60 from the new tax levy and if 80 cents of each dollar of tax levied in the next preceding year was collected in cash during such year, then \$75 of new taxes must be levied in order to produce the required \$60 referred to above.

The objectives of the cash basis are twofold: (1) to provide sufficient cash to meet all current obligations of the municipality in cash as and when they are payable; and (2) to reduce the interest cost of bonds issued to meet the cost of capital expenditures by reason of improved credit position.

At the present time, all municipalities and counties prepare cash basis budgets.

Reserve for Uncollected Taxes

The reserve for uncollected taxes is in effect a balancing figure in every municipal and county budget which will, based upon the estimated collection of the current levy, provide the cash required for the operations of the municipality, debt service, and mandatory payments to the State and county. While the reserve is computed as an overlay on the current tax levy, it only represents an actual overlay to the extent that the revenues from delinquent taxes and liens fail to produce sufficient cash to offset the reserve for uncollected taxes. In other words, there is a distinction between the "Reserve for Uncollected Taxes" and a "Reserve for Uncollectible Taxes." The former represents the amount required to balance the budget from a mathematical standpoint, while the latter represents an amount required to be raised currently to meet a loss in taxes due to non-collection. In those cases where the reserve for uncollected taxes is in excess of the anticipated receipts from delinquent taxes, the budget is actually subject to an overlay, but in those cases where this reserve is less than the estimated receipts from delinquent taxes, the result is the reverse.

Current Finances

A condensed current or operating balance sheet prepared as of the end of the year is shown for each municipality. This current balance sheet captioned "Current Finances, December 31, 1952," reflects current cash, taxes and other receivables, cash liabilities, reserves and surplus revenue. State Highway Grants in Aid, due and owing the municipality, have been treated as part of the Surplus Revenue of the municipality, thus this item is now shown separately. This statement is a true index of the current financial position of the municipality.

Per Capita Figures

Following the plan of previous reports per capita figures for Municipal Functions, Debt Service, Total Tax Levy and Gross Capital Debt are shown on the sheet setting forth the financial picture of the municipality. It is believed that this facilitates following the per capita figures and the pertinent source. 1950 census figures have been used in these computations.

COMPARATIVE STATEMENTS AND SUMMARIES

TABLE 1

TOTAL TAXES LEVIED FOR ALL PURPOSES—AMOUNTS OUTSTANDING AND TOTAL ACCUMULATED TAX TITLE LIENS

The statement which follows herewith is based on delinquencies after giving effect to collections, cancellations, and transfers to tax title liens. The total outstanding taxes are taken from unaudited figures. In certain instances a small number of districts are not included in the total; the amount involved, however, is not sufficient to affect the statistical value. The total Accumulated Tax Title Liens do not include Foreclosed Property.

(Representative years, amounts rounded to nearest dollar)

| Year | Total Taxes Levied for all Purposes | Amount of these Levies Dec. 31st of the Current Year | Dec. 31st of the Second Year | Outstanding Dec. 31st of the Third Year | Total Accumulated Tax Title Liens Dec. 31st Each Year |
|------|---|---|------------------------------------|--|---|
| 1933 | \$228,914,420. | \$92,487,000. 40.40% | \$41,061,000. 17.94% | \$17,776,000. 7.77% | \$30,862,000. |
| 1938 | 256,464,972. | 56,034,000. 21.85% | 17,822,341. 6.95% | 8,138,603. 3.17% | 85,261,000. |
| 1943 | 250,421,882. | 21,581,003. 8.62% | 5,923,480. 2.26% | 2,314,638. 0.92% | 74,583,303. |
| 1948 | 338,226,772. | 18,624,086. 5.51% | 2,073,832. 0.61% | 1,829,777. 0.54% | 41,350,596. |
| 1949 | 360,538,909. | 20,333,342. 5.64% | 3,530,402. 0.98% | 1,681,387. 0.47% | 34,684,507. |
| 1950 | 369,840,487. | 19,794,225. 5.35% | 3,069,243. 0.83% | 1,351,388 0.37% | 32,485,545. |
| 1951 | 400,785,352. | 20,285,382. 5.06% | 2,756,949. 0.69% | | 29,282,820. |
| 1952 | 439,519,528. | 21,234,703. 4.83% | | | 24,756,177. |

TABLE 2

CASH COLLECTIONS OF CURRENT LEVIES

The statement which follows shows the percentage of cash collections of the current levy for the years 1946 to 1952, inclusive. This statement is of interest as it reflects the variations between delinquencies and cash receipts. It is interesting to observe that the variation due to transfers to liens, abatements, cancellations, etc., does not run over 2½% and has not dropped below 0.98%.

(Representative years, amounts rounded to nearest dollar)

| Year | Total Tax Levy | Cash Collections | % Levy Canceled, Abated or Transferred to Liens | Outstanding December 31st |
|------|----------------|--------------------------|---|---------------------------|
| 1946 | \$267,307,000. | \$249,397,000. 93.30% | 0.98% | \$15,285,000. 5.72% |
| 1947 | 300,668,000. | 277,377,000. 92.25% | 2.03% | 17,225,000. 5.72% |
| 1948 | 338,226,772. | 314,058,953. 92.85% | 1.64% | 18,624,086. 5.51% |
| 1949 | 360,538,909. | 335,120,122. 92.94% | 1.42% | 20,333,342. 5.64% |
| 1950 | 369,840,487. | 344,363,319. 93.11% | 1.54% | 19,794,225. 5.35% |
| 1951 | 400,785,352. | 375,852,639. 93.78% | 1.16% | 20,285,382. 5.06% |
| 1952 | 439,519,528. | 413,893,770. 94.17% | 1.00% | 21,234,703. 4.83% |

TABLE 3

FORECLOSED PROPERTY AND PROPERTY ACQUIRED BY DEED

A statement follows herewith showing the asset value of foreclosed property at the end of 1952 and four preceding years. This statement is of interest when compared with the amount of tax title liens outstanding.

| | |
|------------|--------------|
| 1952 | \$70,081,864 |
| 1951 | 70,246,909 |
| 1950 | 71,973,258 |
| 1949 | 74,655,285 |
| 1948 | 66,110,112 |

STATEMENT OF MUNICIPALLY OPERATED UTILITIES FOR THE YEAR 1952

This statement, because of its volume, appears at the back of the report, beginning with page 569. Comments regarding the method of operating municipally owned utilities will be found on page XII.

TABLE 4

TOTAL GROSS AND NET DEBT OF MUNICIPALITIES AND COUNTIES

The total gross debt of municipalities and counties, the total net debt and the percentage that such debt bears to the average assessed valuations of 3 preceding years' real property follows. This information is in comparative form for the representative years and reflects the overlapping debt of counties and the several municipalities located in each county. Figures were taken from the Annual Debt Statements filed with the Division by the chief financial officer of the respective governing bodies.

| County | Gross Debt | | (1 & 2) Total | Net Debt | | (1 & 2) Total | % of Net Debt | | | 3-Year Average Assessed Valuations |
|------------|------------------|---------------|------------------|------------------|---------------|------------------|---------------|------------|------------------|---|
| | (1) Municipal | (2) County | | (1) Municipal | (2) County | | (1) Mun. | (2) Co. | (1 & 2) Total | |
| Atlantic | \$25,527,256 | \$1,868,000 | \$27,395,256 | \$22,299,103 | \$1,795,825 | \$24,094,928 | 16.96 | 1.37 | 18.33 | \$131,467,584 |
| Bergen | 71,352,794 | 10,480,000 | 81,832,794 | 38,392,611 | 10,480,000 | 48,872,611 | 6.57 | 1.79 | 8.36 | 584,256,650 |
| Burlington | 6,777,610 | 904,000 | 7,681,610 | 2,377,241 | 904,000 | 3,281,241 | 3.75 | 1.43 | 5.18 | 63,318,038 |
| Camden | 46,765,523 | 10,988,500 | 56,854,023 | 25,099,182 | 10,087,200 | 35,186,382 | 9.66 | 3.88 | 13.54 | 259,840,082 |
| Cape May | 8,730,228 | 772,000 | 9,502,228 | 6,800,340 | 772,000 | 7,572,340 | 11.57 | 1.31 | 12.88 | 58,789,879 |
| Cumberland | 7,703,843 | 433,000 | 8,136,843 | 1,756,473 | 433,000 | 2,189,473 | 3.32 | 0.82 | 4.14 | 52,895,109 |
| Essex | 129,177,293 | 24,302,300 | 153,479,593 | 65,640,332 | 22,951,803 | 88,592,135 | 5.32 | 1.86 | 7.18 | 1,234,036,191 |
| Gloucester | 102,703,227 | 16,878,173 | 119,581,400 | 5,119,919 | 2,057,049 | 7,176,968 | 3.11 | 1.11 | 4.22 | 66,156,667 |
| Hudson | 3,120,648 | | 3,120,648 | 927,807 | | 927,807 | 6.65 | 1.36 | 8.01 | 907,472,726 |
| Hunterdon | 25,255,791 | 3,134,000 | 28,389,791 | 11,577,843 | 3,134,000 | 14,711,843 | 4.71 | 1.27 | 5.98 | 31,772,171 |
| Mercer | 43,173,214 | 4,376,000 | 47,549,214 | 29,284,231 | 4,218,521 | 33,502,752 | 12.30 | 1.77 | 14.07 | 248,123,743 |
| Middlesex | 27,316,021 | 6,239,768 | 33,555,789 | 17,130,875 | 6,181,508 | 23,312,383 | 8.80 | 3.18 | 11.98 | 194,579,193 |
| Monmouth | 21,459,198 | 2,126,000 | 23,585,198 | 9,305,200 | 2,126,000 | 11,431,200 | 6.30 | 1.44 | 7.74 | 147,523,746 |
| Morris | 6,491,331 | 1,308,000 | 7,799,331 | 3,236,915 | 1,308,000 | 4,544,915 | 5.53 | 2.23 | 7.76 | 58,568,898 |
| Ocean | 54,351,526 | 5,412,000 | 59,763,526 | 17,933,661 | 5,412,000 | 23,345,661 | 4.34 | 1.31 | 5.65 | 413,022,717 |
| Passaic | 2,808,821 | | 2,808,821 | 673,842 | | 673,842 | 1.84 | | 1.84 | 36,522,754 |
| Salem | 7,844,122 | 1,735,500 | 9,579,122 | 3,530,977 | 1,735,000 | 5,265,977 | 4.62 | 2.27 | 6.89 | 76,470,458 |
| Somerset | 2,795,432 | 51,355 | 2,846,787 | 1,565,296 | 28,000 | 1,593,296 | 4.81 | 0.08 | 4.89 | 32,556,564 |
| Sussex | 60,642,491 | 5,710,500 | 66,352,991 | 25,042,311 | 5,710,500 | 30,752,811 | 4.67 | 1.07 | 5.74 | 535,809,562 |
| Union | 3,646,762 | 379,000 | 4,025,762 | 2,106,596 | 379,000 | 2,485,596 | 5.37 | 0.96 | 6.33 | 39,225,294 |
| Warren | | | | | | | | | | |
| Total 1952 | \$662,793,050 | \$96,197,596 | \$758,990,646 | \$347,050,542 | \$90,053,376 | \$437,103,918 | 6.42 | 1.66 | 8.08 | \$5,408,220,870 |
| 1951 | \$606,882,935 | \$96,625,816 | \$703,508,751 | \$321,994,945 | \$90,611,977 | \$412,606,922 | 6.19 | 1.74 | 7.93 | \$5,202,094,910 |
| 1950 | 587,232,492 | 96,958,648 | 684,191,140 | 321,727,797 | 89,920,375 | 411,648,172 | 6.39 | 1.78 | 8.17 | 5,035,782,523 |

TABLE 5

STATUTORY NET CAPITAL DEBT

The following statement, showing the statutory net capital debt of Counties and Municipalities, represents the outstanding indebtedness.

(Representative years, figures rounded to nearest dollar)

STATUTORY NET CAPITAL DEBT

| | 1952 | 1951 | 1950 | 1949 | 1948 |
|-------------------------------|-----------------|-----------------|-----------------|-----------------|-----------------|
| Municipal | | | | | |
| School | \$231,800,024 | \$189,011,466 | \$171,459,712 | \$149,522,109 | \$135,433,289 |
| Utility | 104,829,131 | 106,548,092 | 100,506,307 | 84,317,463 | 82,887,370 |
| General | 326,163,895 | 311,323,377 | 315,266,473 | 322,981,165 | 337,505,650 |
| Total | \$662,793,050 | \$606,882,935 | \$587,232,492 | \$556,820,737 | \$555,826,309 |
| Statutory Deductions | 315,742,508 | 284,887,990 | 265,504,695 | 233,350,810 | 223,118,565 |
| Net Capital Debt—Municipal .. | \$347,050,542 | \$321,994,945 | \$321,727,797 | \$323,469,927 | \$332,707,744 |
| County | | | | | |
| General | \$96,197,396 | \$96,625,816 | \$96,958,648 | \$95,676,759 | \$96,549,991 |
| Statutory Deductions | 6,144,220 | 6,013,839 | 7,038,273 | 8,639,338 | 8,748,066 |
| Net Capital Debt—County | \$90,053,376 | \$90,611,977 | \$89,920,375 | \$87,037,421 | \$87,801,925 |
| Grand Total Net Capital Debt. | \$437,103,918 | \$412,606,922 | \$411,648,172 | \$410,507,348 | \$420,509,669 |
| Average of Three Years | | | | | |
| Assessed Valuations | \$5,408,220,870 | \$5,202,094,910 | \$5,035,782,523 | \$4,906,843,219 | \$4,777,021,866 |
| Percent—Net Debt | 8.08 | 7.83 | 8.17 | 8.37 | 8.80 |

TABLE 6

**RECAPITULATION OF TOTALS OF MUNICIPAL BUDGETS AS ORIGINALLY
APPROVED BY THE DIVISION OF LOCAL GOVERNMENT**

This statement represents a summary of the totals of all approved municipal budgets. No attempt has been made to reconcile these figures with the final budget figures or to compare them with the results of a year's operations.

(Representative years, figures rounded to nearest dollar)

| | 1953 | 1952 | 1951 | 1950 | 1949 | 1948 |
|--|------------------|---------------|---------------|---------------|---------------|---------------|
| Revenues | | | | | | |
| 1. Surplus revenues | \$50,408,760.99 | \$47,915,810 | \$42,626,166 | \$36,512,124 | \$40,688,866 | \$36,938,097 |
| 2. Miscellaneous revenues | 76,985,230.24 | 71,567,895 | 67,912,070 | 60,825,814 | 57,022,790 | 54,338,435 |
| 3. Delinquent taxes and liens | 17,466,673.06 | 17,082,506 | 16,704,185 | 15,406,333 | 14,946,625 | 13,999,289 |
| 4. Local purpose levy | 194,229,160.40 | 187,337,947 | 174,676,805 | 167,571,005 | 167,463,357 | 159,064,568 |
| 5. Totals | \$339,089,824.69 | \$323,904,158 | \$301,919,226 | \$280,315,276 | \$280,141,638 | \$264,340,389 |
| Expenditures | | | | | | |
| 6. Municipal functions (Incl. contg.) | \$228,747,502.75 | \$214,359,398 | \$195,956,530 | \$178,333,350 | \$170,976,360 | \$156,878,270 |
| Salaries and wages | 140,059,149.29 | 131,347,192 | 118,984,689 | 107,604,460 | 103,450,330 | 93,905,931 |
| Other expenses | 88,688,353.46 | 82,994,516 | 75,401,340 | 69,323,670 | 65,903,584 | 61,465,728 |
| Municipal functions (Incl. both) .. | | 17,690 | 1,570,501 | 1,405,220 | 1,622,446 | 1,506,611 |
| Capital improvements | 10,062,280.72 | 9,571,645 | 7,955,855 | 8,286,406 | 10,258,677 | 8,156,054 |
| 7. Debt service | 41,061,714.17 | 40,618,846 | 41,368,668 | 41,537,869 | 42,118,933 | 44,766,672 |
| Principal including | | | | | | |
| Sinking fund | 29,492,900.48 | 28,935,248 | 28,970,330 | 28,569,374 | 28,205,788 | 30,372,447 |
| Interest | 11,568,813.69 | 11,683,598 | 12,398,338 | 12,968,495 | 13,913,145 | 14,394,225 |
| 8. Deferred charges and statutory expenditures | 15,010,903.29 | 17,181,282 | 17,467,263 | 14,424,991 | 20,194,546 | 16,857,340 |
| 9. Cash deficits | 143,187.08 | 49,833 | 5,528 | 62,580 | 84,561 | 560,432 |
| 10. Reserve for uncollected taxes | 44,064,236.68 | 42,123,154 | 39,160,382 | 37,663,080 | 36,430,270 | 36,797,802 |
| 11. Other reserves | | | 5,000 | 7,000 | 78,291 | 33,819 |
| 12. Totals | \$339,089,824.69 | \$323,904,158 | \$301,919,226 | \$280,315,276 | \$280,141,638 | \$264,340,389 |
| Net increase (Item 10 less item 3) | \$26,597,563.62 | \$25,040,647 | \$22,456,197 | \$22,256,747 | \$21,483,645 | \$22,798,513 |

TABLE 7

**ACCUMULATED TOTALS—ALL MUNICIPALITIES—EXPENDITURES AND
REQUIRED PAYMENTS, RECEIPTS AND REVENUES REALIZED**

The tabulation which follows, shows the expenditures and required payments, receipts and revenues realized for the 567 municipalities of the State. The accumulated figures are set up in comparative form and represent the collective totals for the several individual items of all of the municipalities.

(representative years)

| | 1952 | 1951 | 1950 |
|---|------------------|------------------|------------------|
| EXPENDITURES AND REQUIRED PAYMENTS: | | | |
| General Government | | | |
| Administrative and executive | \$23,666,722.32 | \$21,675,985.59 | \$19,096,643.94 |
| Assessment and collection of taxes .. | 8,057,724.80 | 7,509,424.57 | 6,881,602.85 |
| Finance department | 1,695,057.27 | 1,574,099.18 | 1,499,972.14 |
| Protection to Persons and Property | | | |
| Fire | 29,286,364.98 | 27,114,641.03 | 24,352,869.07 |
| Police | 46,726,781.42 | 42,366,170.69 | 36,977,029.90 |
| Other | 3,969,017.29 | 3,597,284.28 | 3,273,850.36 |
| Streets and Roads | | | |
| Repairs and maintenance | 23,844,230.36 | 21,658,324.24 | 19,442,095.77 |
| Street lighting | 6,638,873.88 | 6,355,315.33 | 6,101,031.17 |
| Sanitation | | | |
| Street cleaning | 6,624,032.51 | 5,962,939.61 | 5,569,883.40 |
| Garbage and ash removal | 10,335,020.54 | 9,278,214.45 | 8,484,704.40 |
| Sewers | 7,387,454.21 | 6,214,567.01 | 5,908,043.83 |
| Health and Charities | | | |
| Health service | 6,294,201.02 | 5,663,433.29 | 5,386,983.97 |
| Poor (including relief) | 5,131,326.90 | 6,021,150.80 | 7,625,714.51 |
| Hospitals (aid and maintenance) | 14,486,339.81 | 13,323,368.12 | 11,717,540.54 |
| Other | 469,189.93 | 441,076.79 | 136,554.14 |
| Recreation | | | |
| Beaches and boardwalks | 833,684.56 | 886,308.63 | 712,895.56 |
| Parks and playgrounds | 5,336,288.79 | 4,678,221.57 | 4,371,176.01 |
| Other | 1,367,066.43 | 1,487,388.26 | 1,393,681.67 |
| Educational (Exclusive of School Districts) | | | |
| Unclassified Purposes (Including contingent) | 6,195,369.26 | 5,600,976.67 | 5,165,581.24 |
| SUB-TOTAL—Municipal functions .. | \$215,029,952.97 | \$197,282,802.28 | \$180,566,247.89 |
| Capital improvements and capital imp't fd. | 10,130,618.74 | \$8,263,841.83 | \$8,700,020.18 |
| Debt Service | 40,399,997.69 | 41,177,297.21 | 41,549,551.69 |
| Principal payments | \$28,791,716.94 | \$28,955,098.11 | \$28,673,059.32 |
| Interest payments | 11,608,280.75 | 12,222,199.10 | 12,876,492.37 |
| Deferred Charges and Statutory Expenditures | | | |
| Emergencies | \$17,497,209.72 | \$17,555,237.77 | \$14,659,531.62 |
| Other deferred charges | 4,532,954.61 | 5,119,721.11 | \$3,518,180.46 |
| TOTAL—Municipal expenditures .. | 12,964,255.11 | 12,435,516.66 | 11,141,351.16 |
| Required Payments for Local School, County and Special District Taxes .. | \$283,057,779.12 | \$264,279,179.09 | \$245,475,351.38 |
| TOTAL EXPENDITURES AND REQUIRED PAYMENTS | \$530,977,355.72 | \$485,893,260.03 | \$448,290,086.15 |
| Reserve for uncollected taxes | 42,135,091.98 | 39,162,823.94 | 37,628,363.58 |
| GRAND TOTAL—Budget | \$573,112,447.70 | \$525,056,083.97 | \$485,918,449.73 |
| RECEIPTS AND REVENUES REALIZED TO MEET EXPENDITURES AND REQUIRED PAYMENTS: | | | |
| Surplus Revenue Appropriated | \$47,922,391.39 | \$42,850,966.67 | \$36,212,091.95 |
| Miscellaneous Revenues Realized | 80,638,676.04 | 75,799,159.84 | 71,755,746.71 |
| State Aid Revenues Realized | 5,704,515.68 | 5,621,828.67 | 5,772,953.25 |
| Delinquent Taxes Including Liens | 20,802,612.33 | 21,385,050.81 | 20,575,973.09 |
| Current Taxes | 413,731,945.14 | 375,852,639.42 | 344,363,318.52 |
| Emergency Borrowings | 317,450.00 | 134,512.31 | 203,084.32 |
| TOTAL RECEIPTS AND REVENUES REALIZED | \$869,117,590.58 | \$821,644,157.72 | \$848,883,167.84 |

TABLE 8

The following tabulation shows the population of all municipalities by rank according to the 1950 census. Using this and the population figures appearing at the top of the page setting forth the details pertaining to each municipality, will enable anyone to review the finances of municipalities of comparable population.

POPULATION, MUNICIPALITIES OF THE STATE OF
NEW JERSEY U. S. 1950 CENSUS

| <i>Municipalities</i> | <i>Population</i> | <i>Municipalities</i> | <i>Population</i> |
|----------------------------|-------------------|---------------------------------|-------------------|
| Newark city | 438,776 | Bridgeton city | 18,378 |
| Jersey City city | 299,017 | New Hanover twp. | 18,168 |
| Paterson city | 139,336 | Summit city | 17,929 |
| Trenton city | 128,009 | Roselle boro. | 17,681 |
| Camden city | 124,555 | Bergenfield boro. | 17,647 |
| Elizabeth city | 112,817 | Ridgewood twp. | 17,481 |
| East Orange city | 79,340 | Rutherford boro. | 17,411 |
| Bayonne city | 77,203 | Morristown town | 17,124 |
| Clifton city | 64,511 | Cliffside Park boro. | 17,116 |
| Atlantic City city | 61,657 | Asbury Park city | 17,094 |
| Irvington town | 59,201 | Ewing twp. | 16,840 |
| Passaic city | 57,702 | Raritan twp. (Mid.) | 16,348 |
| Union City city | 55,537 | Middletown twp. | 16,203 |
| Hoboken city | 50,676 | Millville city | 16,041 |
| Bloomfield town | 49,307 | North Arlington boro. | 15,970 |
| Montclair town | 43,927 | Collingswood boro. | 15,800 |
| Plainfield city | 42,366 | Lodi boro. | 15,392 |
| North Bergen twp. | 41,560 | East Paterson boro. | 15,386 |
| Perth Amboy city | 41,330 | Parsippany-Troy Hills twp. | 15,290 |
| Hamilton twp. (Mer.) | 41,156 | South Orange vill. | 15,230 |
| Kearny town | 39,952 | Weehawken twp. | 14,830 |
| New Brunswick city | 38,811 | Hawthorne boro. | 14,816 |
| Orange city | 38,037 | Millburn twp. | 14,560 |
| Union twp. (Union) | 38,004 | Gloucester city | 14,357 |
| West New York town | 37,683 | Neptune twp. | 13,613 |
| Woodbridge twp. | 35,758 | Harrison town | 13,490 |
| Teaneck twp. | 33,772 | Carteret boro. | 13,030 |
| Belleville town | 32,019 | Dumont boro. | 13,013 |
| Linden city | 30,644 | North Plainfield boro. | 12,766 |
| Vineland city | 29,573 | Red Bank boro. | 12,743 |
| Hackensack city | 29,219 | Haddon twp. | 12,379 |
| West Orange town | 28,605 | Princeton boro. | 12,230 |
| Garfield city | 27,550 | Burlington city | 12,051 |
| Nutley town | 26,992 | Ridgefield Park twp. | 11,993 |
| Maplewood twp. | 25,201 | Pleasantville city | 11,938 |
| Fair Lawn boro. | 23,885 | Wayne twp. | 11,822 |
| Englewood city | 23,145 | Fort Lee boro. | 11,648 |
| Long Branch city | 23,090 | Somerville boro. | 11,571 |
| Pennsauken twp. | 22,767 | Roselle Park boro. | 11,537 |
| Rahway city | 21,290 | South River boro. | 11,308 |
| Westfield town | 21,243 | Dover town | 11,174 |
| Hillside twp. | 21,007 | Woodbury city | 10,931 |
| Lyndhurst twp. | 19,180 | Verona boro. | 10,921 |
| Phillipsburg town | 18,919 | Lakewood twp. | 10,809 |
| Cranford twp. | 18,602 | Haddonfield boro. | 10,495 |

**POPULATION, MUNICIPALITIES OF THE STATE OF
NEW JERSEY U. S. 1950 CENSUS—Continued**

| <i>Municipalities</i> | <i>Population</i> | <i>Municipalities</i> | <i>Population</i> |
|--------------------------------|-------------------|-----------------------------|-------------------|
| Madison boro. | 10,417 | Westwood boro. | 6,766 |
| Delaware twp. (Cam.) | 10,358 | Ocean twp. (Mon.) | 6,734 |
| Sayreville boro. | 10,338 | Upper Penns Neck twp. | 6,717 |
| Piscataway twp. | 10,180 | Howell twp. | 6,696 |
| Livingston twp. | 9,932 | Pennsgrove boro. | 6,669 |
| Metuchen boro. | 9,879 | Maple Shade twp. | 6,560 |
| Secaucus town | 9,750 | North Brunswick twp. | 6,450 |
| Highland Park boro. | 9,721 | Little Falls twp. | 6,405 |
| Tenafly boro. | 9,651 | Marlboro. twp. | 6,359 |
| Palisades Park boro. | 9,635 | Dunellen boro. | 6,291 |
| Franklin twp. (Som.) | 9,601 | Wood-Ridge boro. | 6,283 |
| Audubon boro. | 9,531 | Caldwell boro. | 6,270 |
| River Edge boro. | 9,204 | Paramus boro. | 6,268 |
| Hasbrouck Heights boro. | 9,181 | Haledon boro. | 6,204 |
| Moorestown twp. | 9,123 | Denville twp. | 6,055 |
| Scotch Plains twp. | 9,069 | Totowa boro. | 6,045 |
| Salem city | 9,050 | Ocean City city | 6,040 |
| Wallington boro. | 8,910 | New Milford boro. | 6,006 |
| Maywood boro. | 8,667 | Middlesex boro. | 5,943 |
| Fairview boro. | 8,661 | Keyport boro. | 5,888 |
| Manville boro. | 8,597 | Glassboro boro. | 5,867 |
| Lawrence twp. (Mer.) | 8,499 | Palmyra boro. | 5,802 |
| South Amboy city | 8,422 | Newton town | 5,781 |
| Hammonton town | 8,411 | Roxbury twp. | 5,707 |
| Bound Brook boro. | 8,374 | East Brunswick twp. | 5,699 |
| Ridgefield boro. | 8,312 | Carlstadt boro. | 5,591 |
| Bridgewater twp. | 8,234 | Wyckoff twp. | 5,590 |
| Mount Holly twp. | 8,206 | Guttenberg town | 5,566 |
| Ventnor city | 8,158 | Keansboro boro. | 5,559 |
| Cedar Grove twp. | 8,022 | Monroe twp. (Glou.) | 5,531 |
| South Plainfield boro. | 8,008 | Bordentown city | 5,497 |
| Saddle River twp. | 7,955 | Wildwood city | 5,475 |
| Gloucester twp. | 7,952 | West Deptford twp. | 5,446 |
| Paulsboro boro. | 7,842 | Princeton twp. | 5,407 |
| Dover twp. | 7,707 | Pequannock twp. | 5,254 |
| Bogota boro. | 7,662 | Prospect Park boro. | 5,242 |
| Glen Ridge boro. | 7,620 | Bellmawr boro. | 5,213 |
| Oceanport boro. | 7,588 | Upper Deerfield twp. | 5,203 |
| Freehold boro. | 7,550 | New Shrewsbury boro. | 5,171 |
| Bernards twp. | 7,487 | Midland Park boro. | 5,164 |
| Florence twp. | 7,455 | Raritan boro. | 5,131 |
| East Rutherford boro. | 7,438 | Winslow twp. | 5,102 |
| Morris twp. | 7,432 | Franklin twp. (Glou.) | 5,056 |
| Chatham boro. | 7,391 | Egg Harbor twp. | 4,991 |
| Wall twp. | 7,386 | Little Ferry boro. | 4,955 |
| Leonia boro. | 7,378 | Kenilworth boro. | 4,922 |
| Lower Penns Neck twp. | 7,376 | Oaklyn boro. | 4,889 |
| Madison twp. | 7,366 | Mahwah twp. | 4,880 |
| Deptford twp. | 7,304 | Washington boro. | 4,803 |
| Haddon Heights boro. | 7,287 | Pemberton twp. | 4,751 |
| Springfield twp. (Union) | 7,214 | Hopewell twp. (Mer.) | 4,731 |
| Riverside twp. | 7,199 | Westville boro. | 4,731 |
| Boonton town | 7,163 | Margate City city | 4,715 |
| Glen Rock boro. | 7,145 | Ramsey boro. | 4,670 |
| Pitman boro. | 6,960 | West Caldwell boro. | 4,666 |

**POPULATION, MUNICIPALITIES OF THE STATE OF
NEW JERSEY U. S. 1950 CENSUS—Continued**

| <i>Municipalities</i> | <i>Population</i> | <i>Municipalities</i> | <i>Population</i> |
|----------------------------|-------------------|---------------------------------|-------------------|
| Pompton Lakes boro. | 4,654 | Passaic twp. | 3,429 |
| Belmar boro. | 4,636 | New Providence boro. | 3,380 |
| Garwood boro. | 4,622 | Closter boro. | 3,376 |
| Middle twp. | 4,599 | Lincoln Park boro. | 3,376 |
| Rochelle Park twp. | 4,483 | Warren twp. | 3,316 |
| Lambertville city | 4,477 | Bloomington boro. | 3,251 |
| Mount Ephraim boro. | 4,449 | Commercial twp. | 3,238 |
| Rockaway twp. | 4,418 | Fanwood boro. | 3,228 |
| Clark twp. | 4,352 | Clementon boro. | 3,191 |
| Brick twp. | 4,319 | Park Ridge boro. | 3,189 |
| Randolph twp. | 4,293 | Manasquan boro. | 3,178 |
| Wanaque boro. | 4,222 | North Wildwood city | 3,158 |
| Runnemede boro. | 4,217 | Greenwich twp. (Glou.) | 3,152 |
| Merchantville boro. | 4,183 | Cinnaminson twp. | 3,144 |
| Montville twp. | 4,159 | Manalapan twp. | 3,137 |
| Galloway twp. | 4,140 | Beverly city | 3,084 |
| Hillsdale boro. | 4,127 | Atlantic Highlands boro. | 3,083 |
| Monroe twp. (Mid.) | 4,082 | Neptune City boro. | 3,073 |
| Readington twp. | 4,080 | Flemington boro. | 3,058 |
| Butler boro. | 4,050 | Eatontown boro. | 3,044 |
| Rumson boro. | 4,044 | Clayton boro. | 3,023 |
| Point Pleasant boro. | 4,009 | Sparta twp. | 3,021 |
| South Brunswick twp. | 4,001 | Waterford twp. | 2,997 |
| Waldwick boro. | 3,963 | Highlands boro. | 2,959 |
| Bernardsville boro. | 3,956 | Fairfield twp. | 2,932 |
| Edgewater boro. | 3,952 | Clinton twp. | 2,926 |
| West Paterson boro. | 3,931 | South Bound Brook boro. | 2,905 |
| Bradley Beach boro. | 3,911 | Point Pleasant Beach boro. | 2,900 |
| Hackettstown town | 3,894 | Medford twp. | 2,836 |
| Matawan twp. | 3,888 | Maurice River twp. | 2,834 |
| Hillsborough twp. | 3,875 | Chatham twp. | 2,825 |
| Franklin boro. | 3,864 | Mount Laurel twp. | 2,817 |
| Wharton boro. | 3,853 | Raritan twp. (Hunt.) | 2,814 |
| Egg Harbor City city | 3,838 | Pittsgrove twp. | 2,808 |
| Montgomery twp. | 3,819 | Mountain Lakes boro. | 2,806 |
| Rockaway boro. | 3,812 | Delanco twp. | 2,805 |
| Milltown boro. | 3,786 | Wood-Lynne boro. | 2,776 |
| Hamilton twp. (Atl.) | 3,774 | Raritan twp. (Mon.) | 2,763 |
| Hanover twp. | 3,756 | Riverton boro. | 2,761 |
| Matawan boro. | 3,739 | Jefferson twp. | 2,744 |
| Hightstown boro. | 3,712 | West Long Branch boro. | 2,739 |
| Oradell boro. | 3,665 | Lower twp. | 2,737 |
| West Milford twp. | 3,630 | Winfield twp. | 2,719 |
| Union Beach boro. | 3,636 | Morris Plains boro. | 2,707 |
| Cape May city | 3,607 | Barrington boro. | 2,651 |
| Fair Haven boro. | 3,560 | Buena boro. | 2,640 |
| North Haledon boro. | 3,550 | Mount Olive twp. | 2,597 |
| Mantua twp. | 3,548 | Little Silver boro. | 2,595 |
| Cresskill boro. | 3,534 | Pine Hill boro. | 2,546 |
| Jackson twp. | 3,513 | Wantage twp. | 2,543 |
| Northfield city | 3,498 | Pohatcong twp. | 2,540 |
| Lindenwold boro. | 3,479 | West Windsor twp. | 2,519 |
| Berkeley Heights twp. | 3,466 | Washington twp. (Glou.) | 2,496 |
| Freehold twp. | 3,442 | Somers Point city | 2,480 |
| Burlington twp. | 3,441 | Hopewell twp. (Cum.) | 2,460 |

**POPULATION, MUNICIPALITIES OF THE STATE OF
NEW JERSEY U. S. 1950 CENSUS—Continued**

| <i>Municipalities</i> | <i>Population</i> | <i>Municipalities</i> | <i>Population</i> |
|-----------------------------|-------------------|--------------------------------|-------------------|
| Swedesboro boro. | 2,459 | Voorhees twp. | 1,823 |
| Delran twp. | 2,447 | Quinton twp. | 1,821 |
| National Park boro. | 2,419 | Watchung boro. | 1,818 |
| Woodbine boro. | 2,417 | Oakland boro. | 1,817 |
| Allendale boro. | 2,409 | Atlantic twp. | 1,814 |
| Belvidere town | 2,406 | Mullica twp. | 1,804 |
| Florham Park boro. | 2,385 | Spring Lake Heights boro. | 1,798 |
| Absecon city | 2,355 | Cranbury twp. | 1,797 |
| Woodstown boro. | 2,345 | Hainesport twp. | 1,793 |
| Southampton twp. | 2,341 | Alloway twp. | 1,792 |
| East Greenwich twp. | 2,336 | Norwood boro. | 1,792 |
| Spotswood boro. | 2,325 | Demarest boro. | 1,786 |
| Jamiesburg boro. | 2,307 | Downe twp. | 1,786 |
| Netcong boro. | 2,284 | North Caldwell boro. | 1,781 |
| Brooklawn boro. | 2,262 | Moonachie boro. | 1,775 |
| Hohokus boro. | 2,254 | Wildwood Crest boro. | 1,772 |
| Berlin boro. | 2,239 | Washington twp. (Warren) | 1,765 |
| Harrison twp. | 2,225 | Harmony twp. | 1,763 |
| Logan twp. | 2,222 | Deerfield twp. | 1,758 |
| Upper Pittsgrove twp. | 2,204 | Manchester twp. | 1,758 |
| Upper Freehold twp. | 2,193 | Ringwood boro. | 1,752 |
| East Newark boro. | 2,173 | Emerson boro. | 1,744 |
| East Hanover twp. | 2,151 | Lopatcong twp. | 1,737 |
| Washington twp. (Mor.) | 2,147 | Mendham boro. | 1,724 |
| Evesham twp. | 2,121 | River Vale twp. | 1,699 |
| Alpha boro. | 2,117 | Mannington twp. | 1,686 |
| Buena Vista twp. | 2,106 | Pennington boro. | 1,682 |
| Millstone twp. | 2,100 | Oldmans twp. | 1,657 |
| Plumstead twp. | 2,093 | Avon-by-the-Sea boro. | 1,650 |
| Elk twp. | 2,074 | Harrington Park boro. | 1,634 |
| Mountainside boro. | 2,046 | Essex Fells boro. | 1,617 |
| Lawrence twp. (Cum.) | 2,044 | Bedminster twp. | 1,613 |
| Bordentown twp. | 2,033 | Shrewsbury boro. | 1,613 |
| Delaware twp. (Hunt.) | 2,031 | Haworth boro. | 1,612 |
| Franklin Lakes boro. | 2,021 | Blairstown twp. | 1,571 |
| Chesterfield twp. | 2,020 | Lawnside boro. | 1,566 |
| Roseland boro. | 2,019 | Springfield twp. (Bur.) | 1,562 |
| Berlin twp. | 2,013 | Union twp. (Hunt.) | 1,557 |
| Spring Lake boro. | 2,008 | Berkeley twp. | 1,550 |
| Dennis twp. | 1,981 | Vernon twp. | 1,548 |
| Lebanon twp. | 1,971 | Sussex boro. | 1,541 |
| Harding twp. | 1,970 | Laurel Springs boro. | 1,540 |
| Branchburg twp. | 1,958 | White twp. | 1,536 |
| Mine Hill twp. | 1,951 | Frankford twp. | 1,530 |
| Pilesgrove twp. | 1,942 | Franklin twp. (Warren) | 1,530 |
| Linwood city | 1,925 | East Amwell twp. | 1,525 |
| Upper twp. | 1,922 | Woodland twp. | 1,524 |
| Mansfield twp. (Bur.) | 1,907 | Lakehurst boro. | 1,518 |
| Caldwell twp. | 1,906 | Wenonah boro. | 1,511 |
| Magnolia boro. | 1,883 | South Hackensack twp. | 1,503 |
| Hopewell boro. | 1,869 | Mansfield twp. (Warren) | 1,497 |
| Audubon Park boro. | 1,859 | Oxford twp. | 1,489 |
| Montvale boro. | 1,856 | Elmer boro. | 1,460 |
| High Bridge boro. | 1,854 | Northvale boro. | 1,455 |
| Washington twp. (Mer.) | 1,843 | *Peapack-Gladstone boro. | 1,450 |

**POPULATION, MUNICIPALITIES OF THE STATE OF
NEW JERSEY U. S. 1950 CENSUS—Continued**

| <i>Municipalities</i> | <i>Population</i> | <i>Municipalities</i> | <i>Population</i> |
|--------------------------------|-------------------|-------------------------------|-------------------|
| Tewksbury twp. | 1,439 | Seaside Park boro. | 987 |
| Woodcliff Lake boro. | 1,420 | Hampton boro. | 975 |
| Somerdale boro. | 1,417 | Englewood Cliffs boro. | 966 |
| Holmdel twp. | 1,380 | Lacey twp. | 966 |
| Mendham twp. | 1,380 | Greenwich twp. (Cum.) | 966 |
| Woodbury Heights boro. | 1,373 | Stow Creek twp. | 957 |
| Alexandria twp. | 1,369 | Allentown boro. | 931 |
| Stratford boro. | 1,356 | Gibbsboro boro. | 906 |
| Riverdale boro. | 1,352 | West Cape May boro. | 897 |
| Stanhope boro. | 1,351 | South Harrison twp. | 868 |
| Kinnelon boro. | 1,350 | Seaside Heights boro. | 862 |
| Stafford twp. | 1,347 | Bethlehem twp. | 857 |
| Woolwich twp. | 1,343 | Willingboro twp. | 852 |
| Holland twp. | 1,341 | Long Beach twp. | 840 |
| Tuckerton boro. | 1,332 | Lafayette twp. | 836 |
| Brielle boro. | 1,328 | Interlaken boro. | 833 |
| Lumberton twp. | 1,325 | Sandyston twp. | 829 |
| Kingwood twp. | 1,320 | Old Tappan boro. | 828 |
| Lower Alloways Creek twp. | 1,307 | Stillwater twp. | 816 |
| Frenchtown boro. | 1,305 | Branchville boro. | 810 |
| Hamburg boro. | 1,305 | Bay Head boro. | 808 |
| Chester twp. (Morris) | 1,297 | Monmouth Beach boro. | 806 |
| South Belmar boro. | 1,294 | Island Heights boro. | 795 |
| East Windsor twp. | 1,284 | Frelinghuysen twp. | 779 |
| Edgewater Park twp. | 1,279 | Byram twp. | 761 |
| Hardyston twp. | 1,279 | Allenhurst boro. | 758 |
| Brigantine city | 1,267 | Farmingdale boro. | 755 |
| Knowlton twp. | 1,260 | Chester boro. | 754 |
| Franklin twp. (Hunt.) | 1,255 | Lebanon boro. | 752 |
| Beechwood boro. | 1,251 | Weymouth twp. | 750 |
| Greenwich twp. (Warren) | 1,217 | Allamuchy twp. | 736 |
| West Amwell twp. | 1,213 | Bloomsbury boro. | 722 |
| Washington twp. (Ber.) | 1,208 | Roosevelt boro. | 720 |
| Wrightstown boro. | 1,199 | Westampton twp. | 716 |
| Pemberton boro. | 1,194 | Shamong twp. | 712 |
| Sea Girt boro. | 1,178 | Upper Saddle River boro. | 706 |
| Hopatcong boro. | 1,173 | Eastampton twp. | 692 |
| Union twp. (Ocean) | 1,173 | Bass River twp. | 688 |
| Independence twp. | 1,169 | Hope twp. | 681 |
| Ogdensburg boro. | 1,169 | Elsinboro twp. | 674 |
| Boonton twp. | 1,155 | Stone Harbor boro. | 670 |
| Green Brook twp. | 1,155 | Hampton twp. | 668 |
| North Hanover twp. | 1,155 | Glen Gardner boro. | 654 |
| Clinton town | 1,118 | Alpine boro. | 644 |
| Plainsboro twp. | 1,112 | Little Egg Harbor twp. | 644 |
| Deal boro. | 1,064 | Mount Arlington boro. | 639 |
| Andover twp. | 1,052 | Califon boro. | 623 |
| Beach Haven boro. | 1,050 | Eagleswood twp. | 623 |
| Tabernacle twp. | 1,034 | Longport boro. | 618 |
| Milford boro. | 1,012 | Montague twp. | 602 |
| Newfield boro. | 1,010 | Far Hills boro. | 600 |
| Englishtown boro. | 1,004 | Green twp. | 596 |
| Saddle River boro. | 1,003 | Fieldsboro boro. | 589 |
| Sea Bright boro. | 999 | Fredon twp. | 584 |
| Sea Isle City city | 993 | Helmetta boro. | 580 |

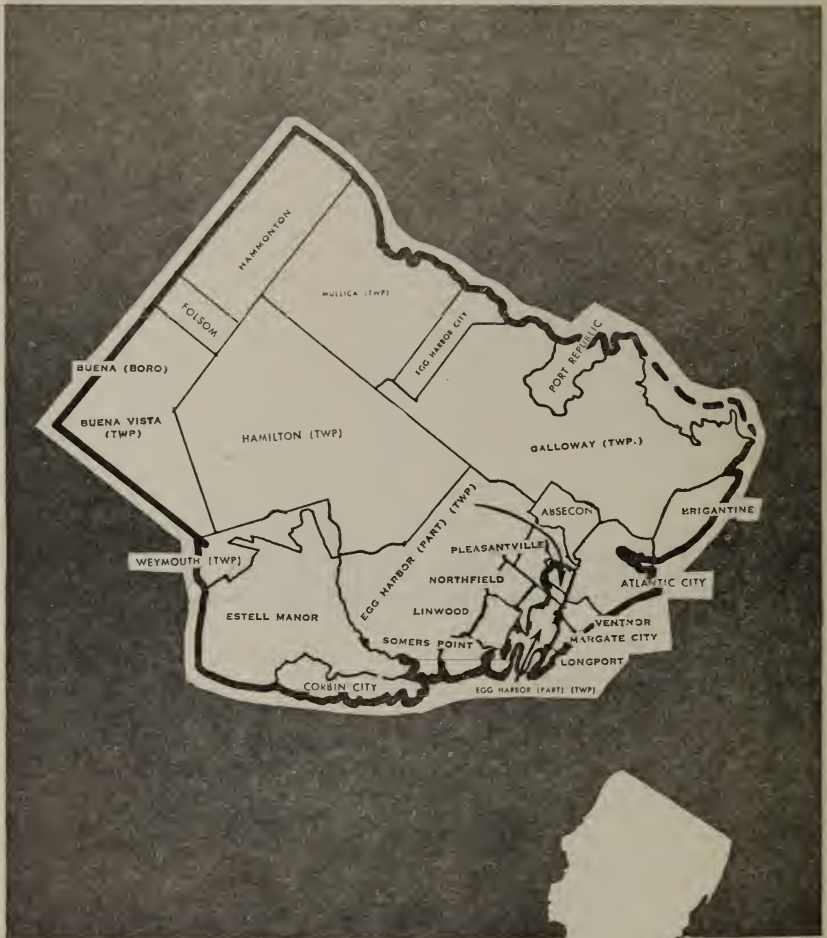
**POPULATION, MUNICIPALITIES OF THE STATE OF
NEW JERSEY U. S. 1950 CENSUS—Continued**

| <i>Municipalities</i> | <i>Population</i> | <i>Municipalities</i> | <i>Population</i> |
|-----------------------------|-------------------|----------------------------|-------------------|
| Lavallette boro. | 567 | Millstone boro. | 289 |
| Washington twp. (Bur.) | 566 | Corbin City city | 238 |
| Andover boro. | 560 | Hi-Nella boro. | 237 |
| Rocky Hill boro. | 537 | West Wildwood boro. | 237 |
| Ship Bottom boro. | 533 | Barnegat Light boro. | 227 |
| Liberty twp. | 529 | Walpack twp. | 204 |
| Ocean twp (Ocean) | 520 | Cape May Point boro. | 198 |
| Pine Beach boro. | 495 | Rockleigh boro. | 110 |
| South Toms River boro. | 492 | Harvey Cedars boro. | 106 |
| Stockton boro. | 488 | Mantoloking boro. | 72 |
| Medford Lakes boro. | 461 | Pahaquarry twp. | 67 |
| Ocean Gate boro. | 452 | Pine Valley boro. | 39 |
| Avalon boro. | 428 | Teterboro boro. | 28 |
| Shiloh boro. | 427 | Tavistock boro. | 15 |
| Port Republic city | 423 | Island Beach boro. | 13 |
| Estelle Manor city | 381 | Victory Gardens boro. | * |
| Hardwick twp. | 370 | Shrewsbury twp. | * |
| Chesilhurst boro. | 314 | | |
| Folsom boro. | 292 | | |
| Surf City boro. | 291 | | |

* These municipalities were created after 1950.

COUNTY FINANCES

ATLANTIC COUNTY



County Seat: Mays Landing

| | |
|--|------------------|
| Population Census, 1950 | 132,399 |
| Land Area (sq. mi.) | 565.55 |
| Density (per sq. mi.) | 234.11 |
| Net Valuation Taxable | \$142,806,797.46 |
| Tax Levy (including Bank Stock Tax) | 2,446,939.92 |
| Tax Rate per \$100 of Valuation | 1.69 |



ATLANTIC COUNTY

EXPENDITURES AND REQUIRED PAYMENTS FOR 1952

General Government

| | |
|--------------------------------------|-------------|
| Administrative and executive | \$72,275.78 |
| Department of Finance | |
| County treasurer's department . . . | 32,295.00 |
| County auditor's department | 33,049.00 |
| Legal Department | |
| County counsel's department | 21,210.00 |
| County adjuster's department | 15,686.75 |
| Investigator's department | 23,530.00 |
| Purchasing department | 133,920.00 |
| County clerk | 15,935.00 |
| Clerk of the board | 35,705.00 |
| County register | 35,705.00 |
| County surrogate | 35,705.00 |
| Buildings and grounds | 124,846.76 |

Judiciary

| | |
|--|------------|
| General county courts | 62,758.00 |
| District Court | 32,970.00 |
| Superior Court | 18,170.00 |
| Prosecutor's office | 105,855.00 |
| Jury commission and juror's fees . . . | 44,314.00 |
| Law library | 1,300.00 |

Regulation

| | |
|---|-----------|
| Sheriff's office | 80,340.00 |
| County police | 6,990.00 |
| Weights and measures department . . . | 8,204.99 |
| Board of taxation | 8,455.00 |
| Chief medical examiner or county physician | 77,723.75 |
| County health department | 35,064.00 |
| Mosquito extermination commission . . | 99,075.00 |
| Board of elections | |
| Superintendent of elections | |
| Shade tree commission | |
| Other | |

Roads and Bridges

| | |
|--------------------------------|------------|
| Motor vehicle funds | 451,014.14 |
| County funds | 153,850.00 |
| Lighting of highways | *18,700.00 |
| Engineering | *21,090.00 |
| Equipment | |

Charities, Correctional and Penal

| | |
|--|------------|
| Penitentiary, jail, house of deten- tion | 141,515.66 |
| Parental school | 47,565.00 |
| Probation department | 175,201.99 |
| County welfare board (old age pensions) | 9,000.00 |
| Crippled children's care | 400.00 |
| Tubercular children's care | 152,917.93 |
| Tubercular patients | 396,631.59 |
| Mental patients | 17,000.00 |
| Epileptic patients | 37,000.00 |
| Feeble-minded patients | |
| N. J. state board of children's guardians and widows pensions | 220,000.00 |
| N. J. commission for the blind | 23,000.00 |
| War veterans' burial and grave decorations | 3,705.00 |
| County aid to general hospitals | 17,100.00 |
| County hospitals | |
| Orphanages and children's shelters . . | |
| Poor farms, almshouses, welfare homes | 94,458.33 |
| Other | |

Education

| | |
|--|-----------|
| County superintendent of schools | 10,370.00 |
| Vocational schools | 11,000.00 |
| County extension service—farm and home demonstrations | 29,820.00 |
| Junior colleges | |
| Other | |

Recreation

| | |
|---------------------------|-----------|
| Park commission | |
|---------------------------|-----------|

* Included in motor vehicle and/or county funds.

Unclassified

| | |
|--------------------------------------|-----------------|
| Pension and retirement funds | \$95,233.25 |
| Insurance fund commission | |
| Bounties | |
| Other | |
| Contingent | 5,000.00 |

Total County Functions **\$3,187,455.83**

Capital Improvements **\$5,000.00**

Debt Service

| | |
|--|-------------|
| Redemption of Bonds | |
| Road and bridge bonds | \$48,000.00 |
| Park bonds | |
| Vocational school bonds | |
| Other bonds | 222,000.00 |
| Redemption of bond anticipation notes | |
| Interest on Bonds | |
| Road and bridge bonds | 13,065.00 |
| Park bonds | |
| Vocational school bonds | |
| Other bonds | 59,108.79 |
| Interest on notes | |
| Expenses of bond sale | |

Total Debt Service **\$342,173.79**

Deferred Charges and Statutory Expenditures

| | |
|----------------------------------|------------|
| Emergency revenues | |
| Other deferred charges | \$3,670.68 |

Total County Expenditures . . **\$3,538,300.30**

Reserve for uncollected taxes

Grand Total Budget **\$3,538,300.30**

RECEIPTS AND REVENUES REALIZED IN 1952 TO MEET EXPENDITURES AND REQUIRED PAYMENTS

| | |
|---|-----------------------|
| Surplus revenue appropriated | \$200,000.00 |
| Miscellaneous revenues realized | 317,627.25 |
| State-aid revenues realized | 631,668.83 |
| Delinquent tax collections | |
| Current tax collections—1952 levy | 2,446,939.92 |
| Emergency borrowings | |
| Total Receipts and Revenues . . | \$3,596,236.00 |

CURRENT FINANCES, DECEMBER 31, 1952

| | |
|---|---------------------|
| Cash | \$431,636.63 |
| Accounts receivable | 188,625.54 |
| State road aid receivable | |
| Other assets | 4,009.51 |
| Emergencies and deferred charges . . . | 75,740.00 |
| Total Assets | \$700,011.68 |
| Cash liabilities | \$310,367.39 |
| Reserves | 192,635.05 |
| Surplus revenue | 197,009.24 |
| Total Liabilities and Surplus | \$700,011.68 |

CAPITAL DEBT, DECEMBER 31, 1952

| | |
|----------------------|-----------------------|
| Gross debt | \$1,868,000.00 |
| Deductions | 72,175.00 |
| Net debt | \$1,795,825.00 |

| | |
|--|------------------|
| Average Assessed Valuations | |
| Real Property 1950-1951-1952 | \$131,467,584.00 |
| Per Cent of Net Debt | 1.37 |

BERGEN COUNTY



County Seat: Hackensack

| | |
|---|------------------|
| Population Census, 1950 | 539,139 |
| Land Area (sq. mi.) | 235.08 |
| Density (per sq. mi.) | 2,293.43 |
| Net Valuation Taxable | \$675,201,203.00 |
| Tax Levy (including Bank Stock Tax) | 5,593,843.50 |
| Tax Rate per \$100 of Valuation | 0.82 |

BERGEN COUNTY

EXPENDITURES AND REQUIRED PAYMENTS FOR 1952

General Government

| | |
|---|-------------|
| Administrative and executive | \$85,566.21 |
| Department of Finance | |
| County treasurer's department | 37,104.82 |
| County auditor's department | |
| Legal Department | |
| County counsel's department | 11,866.64 |
| County adjuster's department | 29,587.80 |
| Investigator's department | |
| Purchasing department | 27,462.64 |
| County clerk | 266,707.19 |
| Clerk of the board | 20,093.98 |
| County register | |
| County surrogate | 66,194.84 |
| Buildings and grounds | 231,522.30 |

Judiciary

| | |
|--|------------|
| General county courts | 217,843.80 |
| District Court | 157,087.50 |
| Superior Court | |
| Prosecutor's office | 176,148.90 |
| Jury commission and juror's fees | 76,371.56 |
| Law library | 5,337.92 |

Regulation

| | |
|--|------------|
| Sheriff's office | 75,123.44 |
| County police | 227,437.36 |
| Weights and measures department | 17,861.08 |
| Board of taxation | 52,059.17 |
| Chief medical examiner or county physician | 31,698.06 |
| County health department | |
| Mosquito extermination commission | 100,000.00 |
| Board of elections | 239,779.97 |
| Superintendent of elections | |
| Shade tree commission | |
| Other | |

Roads and Bridges

| | |
|--------------------------------|------------|
| Motor vehicle funds | 666,989.53 |
| County funds | 86,897.20 |
| Lighting of highways | *8,879.53 |
| Engineering | *99,638.47 |
| Equipment | |

Charities, Correctional and Penal

| | |
|---|------------|
| Penitentiary, jail, house of detention | 167,781.02 |
| Parental school | |
| Probation department | 82,588.65 |
| County welfare board (old age pensions) | 250,645.00 |
| Crippled children's care | 4,000.00 |
| Tubercular children's care | |
| Tubercular patients | 958,390.19 |
| Mental patients | 654,501.77 |
| Epileptic patients | 68,900.00 |
| Feeble-minded patients | 161,000.00 |
| N. J. state board of children's guardians and widows pensions | 281,714.90 |
| N. J. commission for the blind | 28,000.00 |
| War veterans' burial and grave decorations | 5,501.92 |
| County aid to general hospitals | 328,777.24 |
| County hospitals | |
| Orphanages and children's shelters | |
| Poor farms, almshouses, welfare homes | 402,426.99 |
| Other | 5,624.42 |

Education

| | |
|---|-----------|
| County superintendent of schools | 8,222.98 |
| Vocational schools | 43,000.00 |
| County extension service—farm and home demonstrations | 17,387.35 |
| Junior colleges | |
| Other | |

Recreation

| | |
|---------------------------|------------|
| Park commission | 129,134.00 |
|---------------------------|------------|

* Included in motor vehicle and/or county funds.

Unclassified

| | |
|--|--------------|
| Pension and retirement funds | \$195,382.00 |
| Insurance fund commission | |
| Rounties | |
| Other | 65,867.66 |

Contingent

| | |
|----------------------------------|----------------|
| Total County Functions | \$6,756,188.00 |
|----------------------------------|----------------|

Capital Improvements

Debt Service

| | |
|---|--------------|
| Redemption of Bonds | |
| Road and bridge bonds | \$312,000.00 |
| Park bonds | |
| Vocational school bonds | |
| Other bonds | 487,000.00 |
| Redemption of bond anticipation notes | |
| Interest on Bonds | |
| Road and bridge bonds | |
| Park bonds | |
| Vocational school bonds | |
| Other bonds | 190,265.50 |
| Interest on notes | 5,000.00 |
| Expenses of bond sale | |
| Total Debt Service | \$994,265.50 |

Deferred Charges and Statutory Expenditures

| | |
|---|----------------|
| Emergency revenues | |
| Other deferred charges | \$100,000.00 |
| Total County Expenditures | \$7,966,453.50 |
| Reserve for uncollected taxes | |
| Grand Total Budget | \$7,966,453.50 |

RECEIPTS AND REVENUES REALIZED IN 1952 TO MEET EXPENDITURES AND REQUIRED PAYMENTS

| | |
|---|----------------|
| Surplus revenue appropriated | \$650,000.00 |
| Miscellaneous revenues realized | 1,164,225.25 |
| State-aid revenues realized | 798,735.08 |
| Delinquent tax collections | |
| Current tax collections—1952 levy | 5,593,843.50 |
| Emergency borrowings | |
| Total Receipts and Revenues | \$8,206,803.83 |

CURRENT FINANCES, DECEMBER 31, 1952

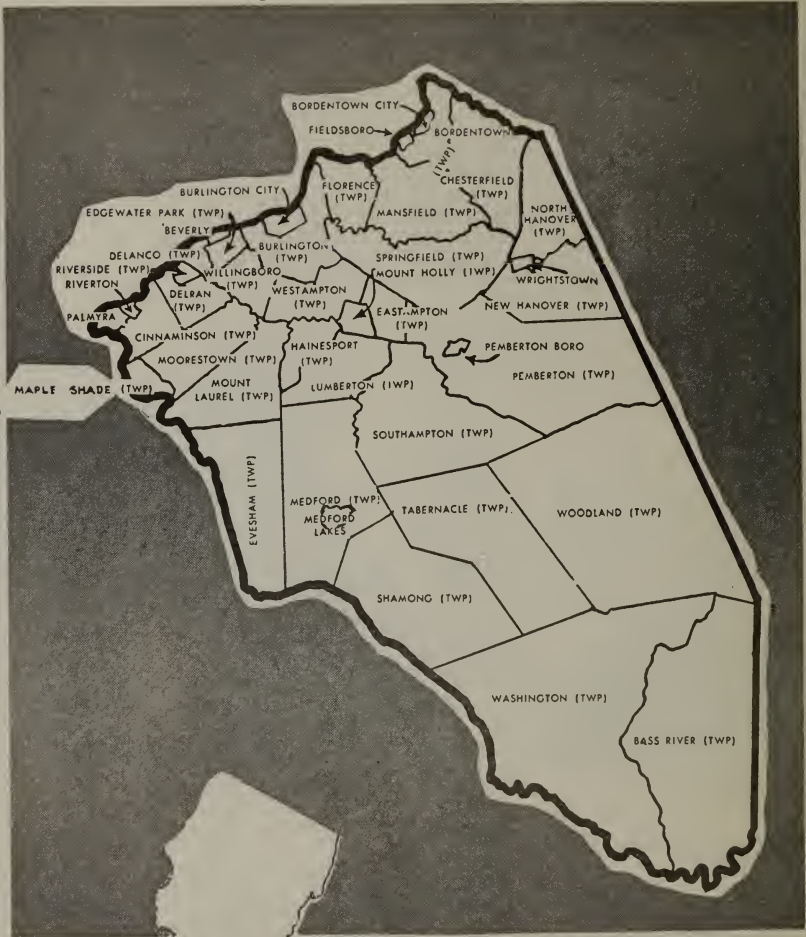
| | |
|--|----------------|
| Cash | \$1,309,492.30 |
| Accounts receivable | 20,000.00 |
| State road aid receivable | |
| Other assets | 3,125.00 |
| Emergencies and deferred charges | |
| Total Assets | \$1,332,617.39 |
| Cash liabilities | \$672,712.72 |
| Reserves | 23,125.00 |
| Surplus revenue | 636,779.67 |
| Total Liabilities and Surplus | \$1,332,617.39 |

CAPITAL DEBT, DECEMBER 31, 1952

| | |
|----------------------|-----------------|
| Gross debt | \$10,480,000.00 |
| Deductions | |
| Net debt | \$10,480,000.00 |

| | |
|--|------------------|
| Average Assessed Valuations | |
| Real Property 1950-1951-1952 | \$584,256,650.00 |
| Per Cent of Net Debt | 1.79 |

BURLINGTON COUNTY



County Seat: Mount Holly

| | |
|--|-----------------|
| Population Census, 1950 | 135,910 |
| Land Area (sq. mi.) | 819.30 |
| Density (per sq. mi.) | 165.88 |
| Net Valuation Taxable | \$73,358,154.00 |
| Tax Levy (including Bank Stock Tax) | 1,680,297.96 |
| Tax Rate per \$100 of Valuation | 2.24 |

BURLINGTON COUNTY

EXPENDITURES AND REQUIRED PAYMENTS FOR 1952

| | |
|---|-------------|
| General Government | |
| Administrative and executive | \$38,250.00 |
| Department of Finance | |
| County treasurer's department | 15,328.50 |
| County auditor's department | 4,772.80 |
| Legal Department | |
| County counsel's department | 3,600.00 |
| County adjuster's department | 16,124.00 |
| Investigator's department | |
| Purchasing department | 9,498.50 |
| County clerk | 87,140.00 |
| Clerk of the board | 13,780.00 |
| County register | |
| County surrogate | 18,975.00 |
| Buildings and grounds | 53,761.00 |
| Judiciary | |
| General county courts | 43,292.00 |
| District County | 15,566.64 |
| Superior Court | |
| Prosecutor's office | 43,918.65 |
| Jury commission and juror's fees | 17,450.00 |
| Law library | 2,500.00 |
| Regulation | |
| Sheriff's office | 30,590.00 |
| County police | |
| Weights and measures department | 5,778.00 |
| Board of taxation | 7,323.00 |
| Chief medical examiner or county physician | 3,200.00 |
| County health department | |
| Mosquito extermination commission | 24,025.00 |
| Board of elections | 50,755.08 |
| Superintendent of elections | |
| Shade tree commission | 250.00 |
| Other | 1,200.00 |
| Roads and Bridges | |
| Motor vehicle funds | 517,560.00 |
| County funds | 139,425.00 |
| Lighting of highways | *6,448.83 |
| Engineering | *29,250.00 |
| Equipment | |
| Charities, Correctional and Penal | |
| Penitentiary, jail, house of detention | 46,385.00 |
| Parental school | |
| Probation department | 20,360.00 |
| County welfare board (old age pensions) | 118,402.82 |
| Crippled children's care | 2,700.00 |
| Tubercular children's care | 1,510.24 |
| Tubercular patients | 307,164.36 |
| Mental patients | 76,220.00 |
| Epileptic patients | 36,000.00 |
| Feeble-minded patients | 70,000.00 |
| N. J. state board of children's guardians and widows pensions | 128,195.38 |
| N. J. commission for the blind | 4,980.00 |
| War veterans' burial and grave decorations | 14,615.00 |
| County aid to general hospitals | 100,000.00 |
| County hospitals | 297,865.00 |
| Orphanages and children's shelters | 8,448.00 |
| Poor farms, almshouses, welfare homes | 220,030.00 |
| Other | 4,000.00 |
| Education | |
| County superintendent of schools | 12,530.00 |
| Vocational schools | |
| County extension service—farm and home demonstrations | 22,250.00 |
| Junior colleges | |
| Other | |
| Recreation | |
| Park commission | |

* Included in motor vehicle and/or county funds.

Unclassified

| | |
|--|----------------|
| Pension and retirement funds | \$79,640.00 |
| Insurance fund commission | 10,100.00 |
| Bounties | |
| Other | 11,000.00 |
| Contingent | |
| Total County Functions | \$2,756,458.97 |

Capital Improvements \$50,000.00

Debt Service

| | |
|---|-------------|
| Redemption of Bonds | |
| Road and bridge bonds | \$48,000.00 |
| Park bonds | |
| Vocational school bonds | |
| Other bonds | 13,000.00 |
| Redemption of bond anticipation notes | |
| Interest on Bonds | |
| Road and bridge bonds | 6,000.00 |
| Park bonds | |
| Vocational school bonds | |
| Other bonds | 3,259.11 |
| Interest on notes | 2,053.85 |
| Expenses of bond sale | |
| Total Debt Service | \$72,312.96 |

Deferred Charges and Statutory Expenditures

| | |
|----------------------------------|------------|
| Emergency revenues | \$4,485.00 |
| Other deferred charges | 5,679.65 |

Total County Expenditures . . \$2,888,936.58

Reserve for uncollected taxes

Grand Total Budget \$2,888,936.58

RECEIPTS AND REVENUES REALIZED IN 1952 TO MEET EXPENDITURES AND REQUIRED PAYMENTS

| | |
|---|----------------|
| Surplus revenue appropriated | \$142,000.00 |
| Miscellaneous revenues realized | 454,881.26 |
| State-aid revenues realized | 800,430.57 |
| Delinquent tax collections | |
| Current tax collections—1952 levy | 1,680,297.96 |
| Emergency borrowings | |
| Total Receipts and Revenues | \$3,077,609.79 |

CURRENT FINANCES, DECEMBER 31, 1952

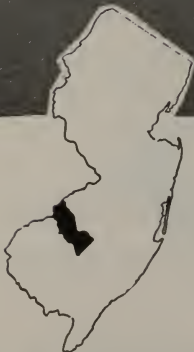
| | |
|--|--------------|
| Cash | \$718,329.76 |
| Accounts receivable | 50,172.58 |
| State road aid receivable | |
| Other assets | |
| Emergencies and deferred charges | 12,861.97 |
| Total Assets | \$781,384.31 |
| Cash liabilities | \$391,961.00 |
| Reserves | 50,172.58 |
| Surplus revenue | 339,250.73 |
| Total Liabilities and Surplus | \$781,384.31 |

CAPITAL DEBT, DECEMBER 31, 1952

| | |
|----------------------|--------------|
| Gross debt | \$904,000.00 |
| Deductions | |
| Net debt | \$904,000.00 |

| | |
|--|-----------------|
| Average Assessed Valuations | |
| Real Property 1950-1951-1952 | \$63,318,038.00 |
| Per Cent of Net Debt | 1.43 |

CAMDEN COUNTY



County Seat: Camden

| | |
|--|------------------|
| Population Census, 1950 | 300,743 |
| Land Area (sq. mi.) | 222.13 |
| Density (per sq. mi.) | 1,353.90 |
| Net Valuation Taxable | \$293,245,740.00 |
| Tax Levy (including Bank Stock Tax) | 4,783,566.85 |
| Tax Rate per \$100 of Valuation | 1.60 |

CAMDEN COUNTY

EXPENDITURES AND REQUIRED PAYMENTS FOR 1952

General Government

| | |
|---|--------------|
| Administrative and executive | \$151,323.52 |
| Department of Finance | |
| County treasurer's department | 5,900.00 |
| County auditor's department | |
| Legal Department | |
| County counsel's department | 10,300.00 |
| County adjuster's department | 17,705.00 |
| Investigator's department | |
| Purchasing department | 22,700.00 |
| County clerk | 113,940.00 |
| Clerk of the board | 36,820.00 |
| County register | 77,225.00 |
| County surrogate | 31,800.00 |
| Buildings and grounds | 337,800.00 |

Judiciary

| | |
|--|-----------|
| General county courts | 93,510.00 |
| District Court | 34,150.00 |
| Superior Court | |
| Prosecutor's office | 95,850.00 |
| Jury commission and juror's fees | 58,400.00 |
| Law library | 250.00 |

Regulation

| | |
|--|------------|
| Sheriff's office | 53,600.00 |
| County police | |
| Weights and measures department | 8,300.00 |
| Board of taxation | 7,175.00 |
| Chief medical examiner or county physician | 9,725.00 |
| County health department | |
| Mosquito extermination commission | 33,095.60 |
| Board of elections | 141,175.00 |
| Superintendent of elections | 69,990.00 |
| Shade tree commission | 25.00 |
| Other | 1,105.00 |

Roads and Bridges

| | |
|--------------------------------|------------|
| Motor vehicle funds | 484,070.00 |
| County funds | 215,822.00 |
| Lighting of highways | *7,800.00 |
| Engineering | *76,410.00 |
| Equipment | |

Charities, Correctional and Penal

| | |
|---|--------------|
| Penitentiary, jail, house of detention | 138,300.00 |
| Parental school | |
| Probation department | 21,225.00 |
| County welfare board (old age pensions) | 170,057.50 |
| Crippled children's care | |
| Tubercular children's care | |
| Tubercular patients | 304,619.00 |
| Mental patients | 1,092,101.00 |
| Epileptic patients | 70,000.00 |
| Feeble-minded patients | 128,200.00 |
| N. J. state board of children's guardians and widows pensions | 336,000.00 |
| N. J. commission for the blind | 18,950.00 |
| War veterans' burial and grave decorations | 5,150.00 |
| County aid to general hospitals | 159,000.00 |
| County hospitals | 257,597.00 |
| Orphanages and children's shelters | 86,650.00 |
| Poor farms, almshouses, welfare homes | 220,470.00 |
| Other | 11,260.00 |

Education

| | |
|---|------------|
| County superintendent of schools | 6,875.00 |
| Vocational schools | 197,970.50 |
| County extension service—farm and home demonstrations | 19,805.00 |
| Junior colleges | |
| Other | 16,650.00 |

Recreation

| | |
|---------------------------|------------|
| Park commission | 122,000.00 |
|---------------------------|------------|

* Included in motor vehicle and/or county funds.

Unclassified

| | |
|--|-----------------|
| Pension and retirement funds | \$187,407.58 |
| Insurance fund commission | |
| Bounties | |
| Other | 19,705.00 |
| Contingent | <u>2,000.00</u> |
| Total County Functions | \$5,703,748.70 |

Capital Improvements

| | |
|--|--------------------|
| | <u>\$17,375.00</u> |
|--|--------------------|

Debt Service

| | |
|---|---------------------|
| Redemption of Bonds | |
| Road and bridge bonds | \$72,500.00 |
| Park bonds | 64,000.00 |
| Vocational school bonds | 30,000.00 |
| Other bonds | 440,500.00 |
| Redemption of bond anticipation notes | |
| Interest on Bonds | |
| Road and bridge bonds | 29,875.00 |
| Park bonds | 68,261.50 |
| Vocational school bonds | 21,015.00 |
| Other bonds | 215,736.25 |
| Interest on notes | 26,525.00 |
| Expenses of bond sale | 1,200.00 |
| Total Debt Service | <u>\$969,612.75</u> |

Deferred Charges and Statutory Expenditures

| | |
|--|-----------------------|
| Emergency revenues | \$121,000.00 |
| Other deferred charges | 230.40 |
| Total County Expenditures | <u>\$6,811,966.85</u> |

Reserve for uncollected taxes

Grand Total Budget \$6,811,966.85

RECEIPTS AND REVENUES REALIZED IN 1952 TO MEET EXPENDITURES AND REQUIRED PAYMENTS

| | |
|--|-----------------------|
| Surplus revenue appropriated | \$365,000.00 |
| Miscellaneous revenues realized | 946,701.78 |
| State-aid revenues realized | 828,144.10 |
| Delinquent tax collections | |
| Current tax collections—1952 levy | 4,783,566.85 |
| Emergency borrowings | |
| Total Receipts and Revenues | <u>\$6,923,412.73</u> |

CURRENT FINANCES, DECEMBER 31, 1952

| | |
|--|---------------------|
| Cash | \$410,349.75 |
| Accounts receivable | 318,404.06 |
| State road aid receivable | |
| Other assets | 18,318.46 |
| Emergencies and deferred charges | 60,000.00 |
| Total Assets | <u>\$807,072.27</u> |

| | |
|--|---------------------|
| Cash liabilities | \$210,788.23 |
| Reserves | 336,722.52 |
| Surplus revenue | 259,561.52 |
| Total Liabilities and Surplus | <u>\$807,072.27</u> |

CAPITAL DEBT, DECEMBER 31, 1952

| | |
|---------------------------|------------------------|
| Gross debt | \$10,088,500.00 |
| Deductions | 1,300.00 |
| Net debt | <u>\$10,087,200.00</u> |

Average Assessed Valuations

| | |
|---|------------------|
| Real Property 1950-1951-1952 | \$259,840,082.00 |
| Per Cent of Net Debt | 3.88 |

CAPE MAY COUNTY



County Seat: Cape May Court House

| | |
|--|-----------------|
| Population Census, 1950 | 37,131 |
| Land Area (sq. mi.) | 265.0 |
| Density (per sq. mi.) | 140.11 |
| Net Valuation Taxable | \$65,480,746.00 |
| Tax Levy (including Bank Stock Tax) | 832,564.41 |
| Tax Rate per \$100 of Valuation | 1.25 |



CAPE MAY COUNTY

EXPENDITURES AND REQUIRED PAYMENTS FOR 1952

General Government

| | |
|---|-------------|
| Administrative and executive | \$59,400.00 |
| Department of Finance | |
| County treasurer's department | 11,905.00 |
| County auditor's department | |
| Legal Department | |
| County counsel's department | 5,500.00 |
| County adjuster's department | 6,935.00 |
| Investigator's department | |
| Purchasing department | |
| County clerk | 41,470.00 |
| Clerk of the board | 7,520.00 |
| County register | 17,020.00 |
| County surrogate | 33,200.00 |
| Buildings and grounds | |

Judiciary

| | |
|--|-----------|
| General county courts | 19,000.00 |
| District Court | 3,350.00 |
| Superior Court | |
| Prosecutor's office | 24,500.00 |
| Jury commission and juror's fees | 9,650.00 |
| Law library | 2,025.00 |

Regulation

| | |
|--|-----------|
| Sheriff's office | 21,610.00 |
| County police | 3,350.00 |
| Weights and measures department | 3,225.00 |
| Board of taxation | 3,100.00 |
| Chief medical examiner or county physician | 3,650.00 |
| County health department | 13,370.00 |
| Mosquito extermination commission | 18,638.00 |
| Board of elections | 31,425.00 |
| Superintendent of elections | |
| Shade tree commission | |
| Other | |

Roads and Bridges

| | |
|--------------------------------|------------|
| Motor vehicle funds | 275,830.13 |
| County funds | 73,300.00 |
| Lighting of highways | *7,700.00 |
| Engineering | |
| Equipment | *6,800.00 |

Charities, Correctional and Penal

| | |
|---|-----------|
| Penitentiary, jail, house of detention | 16,500.00 |
| Parental school | |
| Probation department | 19,180.00 |
| County welfare board (old age pensions) | 50,076.23 |
| Crippled children's care | 1,000.00 |
| Tubercular children's care | |
| Tubercular patients | 32,900.00 |
| Mental patients | 61,100.00 |
| Epileptic patients | 4,150.00 |
| Feeble-minded patients | 20,100.00 |
| N. J. state board of children's guardians and widows pensions | 34,542.00 |
| N. J. commission for the blind | 4,900.00 |
| War veterans' burial and grave decorations | 1,950.00 |
| County aid to general hospitals | 35,400.00 |
| County hospitals | |
| Orphanages and children's shelters | |
| Poor farms, almshouses, welfare homes | 63,350.00 |
| Other | 3,700.00 |

Education

| | |
|---|-----------|
| County superintendent of schools | 8,450.00 |
| Vocational schools | 5,300.00 |
| County extension service—farm and home demonstrations | 13,925.00 |
| Junior colleges | |
| Other | |

Recreation

| | |
|---------------------------|-----------|
| Park commission | |
|---------------------------|-----------|

* Included in motor vehicle and/or county funds.

Unclassified

| | |
|--|---------------|
| Pension and retirement funds | \$46,785.00 |
| Insurance fund commission | |
| Boonies | 300.00 |
| Other | 62,476.00 |
| Contingent | <u>500.00</u> |

Total County Functions \$1,172,207.36

Capital Improvements \$25,000.00

Debt Service

| | |
|---|---------------------|
| Redemption of Bonds | |
| Road and bridge bonds | |
| Park bonds | |
| Vocational school bonds | |
| Other bonds | \$104,000.00 |
| Redemption of bond anticipation notes | |
| Interest on Bonds | |
| Road and bridge bonds | |
| Park bonds | |
| Vocational school bonds | |
| Other bonds | 16,919.25 |
| Interest on notes | |
| Expenses of bond sale | |
| Total Debt Service | <u>\$120,919.25</u> |

Deferred Charges and Statutory Expenditures

| | |
|---|-----------------------|
| Emergency revenues | \$3,500.00 |
| Other deferred charges | 154.60 |
| Total County Expenditures | <u>\$1,321,781.21</u> |
| Reserve for uncollected taxes | |
| Grand Total Budget | <u>\$1,321,781.21</u> |

RECEIPTS AND REVENUES REALIZED IN 1952 TO MEET EXPENDITURES AND REQUIRED PAYMENTS

| | |
|---|-----------------------|
| Surplus revenue appropriated | \$94,945.75 |
| Miscellaneous revenues realized | 130,078.55 |
| State-aid revenues realized | 313,623.14 |
| Delinquent tax collections | |
| Current tax collections—1952 levy | 832,564.41 |
| Emergency borrowings | |
| Total Receipts and Revenues | <u>\$1,371,211.85</u> |

CURRENT FINANCES, DECEMBER 31, 1952

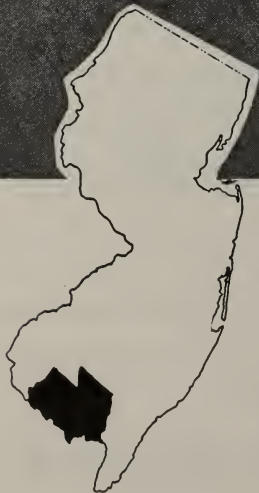
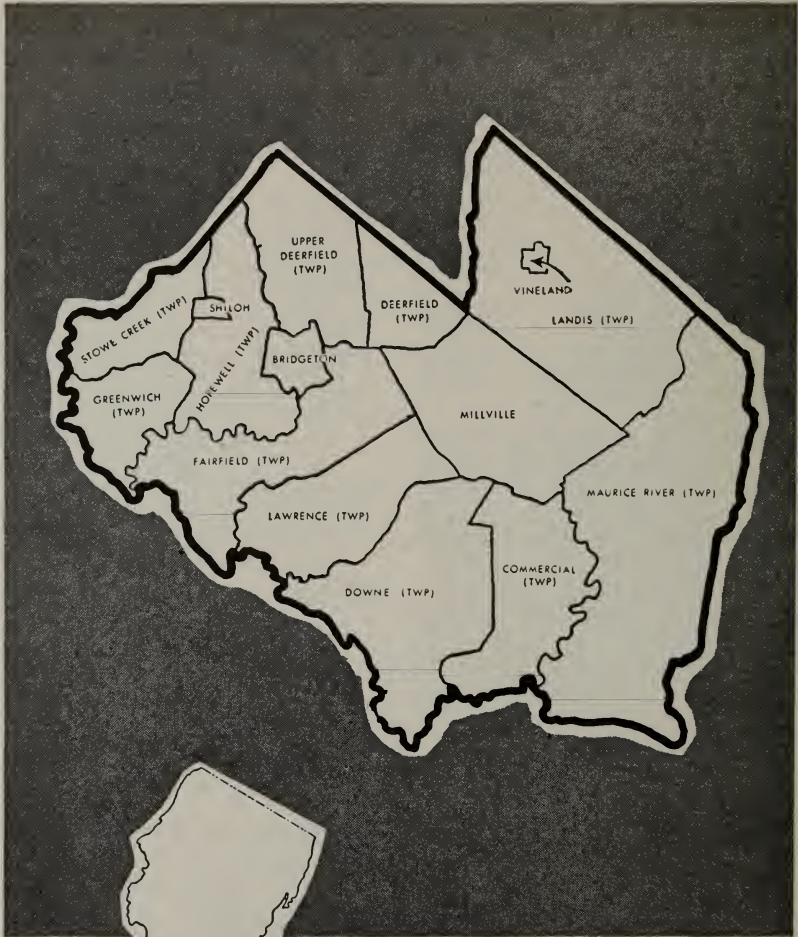
| | |
|--|---------------------|
| Cash | \$107,720.56 |
| Accounts receivable | 46,587.50 |
| State road aid receivable | |
| Other assets | |
| Emergencies and deferred charges | |
| Total Assets | <u>\$154,308.06</u> |
| Cash liabilities | \$47,147.51 |
| Reserves | 46,587.50 |
| Surplus revenue | 60,573.05 |
| Total Liabilities and Surplus | <u>\$154,308.06</u> |

CAPITAL DEBT, DECEMBER 31, 1952

| | |
|----------------------|---------------------|
| Gross debt | \$772,000.00 |
| Deductions | |
| Net debt | <u>\$772,000.00</u> |

| | |
|--|-----------------|
| Average Assessed Valuations | |
| Real Property 1950-1951-1952 | \$58,789,879.00 |
| Per Cent of Net Debt | 1.31 |

CUMBERLAND COUNTY



County Seat: Bridgeton

| | |
|--|-----------------|
| Population Census, 1950 | 88,597 |
| Land Area (sq. mi.) | 502.4 |
| Density (per sq. mi.) | 176.34 |
| Net Valuation Taxable | \$63,420,264.00 |
| Tax Levy (including Bank Stock Tax) | 886,031.98 |
| Tax Rate per \$100 of Valuation | 1.37 |

CUMBERLAND COUNTY

EXPENDITURES AND REQUIRED PAYMENTS FOR 1952

General Government

| | |
|---|-------------|
| Administrative and executive | \$37,000.00 |
| Department of Finance | |
| County treasurer's department | 14,700.00 |
| County auditor's department | |
| Legal Department | |
| County counsel's department | 8,515.00 |
| County adjuster's department | |
| Investigator's department | |
| Purchasing department | |
| County clerk | 38,925.00 |
| Clerk of the board | 2,625.00 |
| County register | |
| County surrogate | 17,750.00 |
| Buildings and grounds | 19,250.00 |

Judiciary

| | |
|--|-----------|
| General county courts | 35,000.00 |
| District Court | 8,810.00 |
| Superior Court | |
| Prosecutor's office | 26,580.00 |
| Jury commission and juror's fees | 15,040.00 |
| Law library | 1,500.00 |

Regulation

| | |
|--|-----------|
| Sheriff's office | 18,200.00 |
| County police | |
| Weights and measures department | 10,000.00 |
| Board of taxation | 3,000.00 |
| Chief medical examiner or county physician | 4,600.00 |
| County health department | |
| Mosquito extermination commission | |
| Board of elections | 35,630.00 |
| Superintendent of elections | 18,600.00 |
| Shade tree commission | |
| Other | |

Roads and Bridges

| | |
|--------------------------------|------------|
| Motor vehicle funds | 532,530.00 |
| County funds | 12,000.00 |
| Lighting of highways | |
| Engineering | |
| Equipment | |

Charities, Correctional and Penal

| | |
|---|------------|
| Penitentiary, jail, house of detention | 36,154.00 |
| Parental school | |
| Probation department | 16,140.00 |
| County welfare board (old age pensions) | 76,193.14 |
| Crippled children's care | 3,200.00 |
| Tubercular children's care | 72,000.00 |
| Mental patients | 228,900.00 |
| Epileptic patients | 10,500.00 |
| Feeble-minded patients | 45,500.00 |
| N. J. state board of children's guardians and widows pensions | 48,000.00 |
| N. J. commission for the blind | 11,300.00 |
| War veterans' burial and grave decorations | 1,500.00 |
| County aid to general hospitals | 75,000.00 |
| County hospitals | |
| Orphanages and children's shelters | |
| Poor farms, almshouses, welfare homes | 92,623.86 |
| Other | 4,500.00 |

Education

| | |
|---|-----------|
| County superintendent of schools | 7,000.00 |
| Vocational schools | |
| County extension service—farm and home demonstrations | 20,810.00 |
| Junior colleges | |
| Other | |

Recreation

| | |
|---------------------------|--|
| Park commission | |
|---------------------------|--|

Unclassified

| | |
|--|---------------|
| Pension and retirement funds | \$40,512.00 |
| Insurance fund commission | |
| Bounties | 500.00 |
| Other | 4,871.00 |
| Contingent | 602.46 |

Total County Functions \$1,656,061.46

Capital Improvements \$20,000.00

Debt Service

| | |
|---|--------------------|
| Redemption of Bonds | |
| Road and bridge bonds | |
| Park bonds | |
| Vocational school bonds | |
| Other bonds | \$26,000.00 |
| Redemption of bond anticipation notes | |
| Interest on Bonds | |
| Road and bridge bonds | |
| Park bonds | |
| Vocational school bonds | |
| Other bonds | 6,825.05 |
| Interest on notes | |
| Expenses of bond sale | |
| Total Debt Service | <u>\$32,825.05</u> |

Deferred Charges and Statutory Expenditures

| | |
|----------------------------------|------------|
| Emergency revenues | \$7,000.00 |
| Other deferred charges | 35,951.78 |

Total County Expenditures \$1,751,838.29

Reserve for uncollected taxes

Grand Total Budget \$1,751,838.29

RECEIPTS AND REVENUES REALIZED IN 1952 TO MEET EXPENDITURES AND REQUIRED PAYMENTS

| | |
|---|-----------------------|
| Surplus revenue appropriated | \$82,000.00 |
| Miscellaneous revenues realized | 250,468.76 |
| State-aid revenues realized | 587,404.85 |
| Delinquent tax collections | |
| Current tax collections—1952 levy | 886,031.98 |
| Emergency borrowings | |
| Total Receipts and Revenues | <u>\$1,805,905.59</u> |

CURRENT FINANCES, DECEMBER 31, 1952

| | |
|--|--------------|
| Cash | \$325,588.13 |
| Accounts receivable | 62,957.65 |
| State road aid receivable | |
| Other assets | 2,400.00 |
| Emergencies and deferred charges | 24,000.00 |

Total Assets \$414,945.78

| | |
|----------------------------|-------------|
| Cash liabilities | \$36,369.74 |
| Reserves | 65,357.65 |
| Surplus revenue | 313,218.39 |

Total Liabilities and Surplus \$414,945.78

CAPITAL DEBT, DECEMBER 31, 1952

| | |
|----------------------|--------------|
| Gross debt | \$433,000.00 |
| Deductions | |

Net debt \$433,000.00

| | |
|--|-----------------|
| Average Assessed Valuations | |
| Real Property 1950-1951-1952 | \$52,895,109.00 |
| Per Cent of Net Debt | 0.82 |

ESSEX COUNTY



County Seat: Newark

| | |
|--|--------------------|
| Population Census, 1950 | 905,949 |
| Land Area (sq. mi.) | 127.44 |
| Density (per sq. mi.) | 7,108.82 |
| Net Valuation Taxable | \$1,475,912,004.00 |
| Tax Levy (including Bank Stock Tax) | 15,681,837.83 |
| Tax Rate per \$100 of Valuation | 1.05 |



ESSEX COUNTY

EXPENDITURES AND REQUIRED PAYMENTS FOR 1952

General Government

| | |
|---|--------------|
| Administrative and executive | \$135,784.60 |
| Department of Finance | |
| County treasurer's department | 120,837.35 |
| County auditor's department | |
| Legal Department | |
| County counsel's department | 39,394.36 |
| County adjuter's department | 31,892.61 |
| Investigator's department | 20,616.93 |
| Purchasing department | 103,397.81 |
| County clerk | 165,363.21 |
| Clerk of the board | 29,464.49 |
| County register | 172,716.88 |
| County surrogate | 103,663.12 |
| Buildings and grounds | 1,811,493.42 |

Judiciary

| | |
|--|------------|
| General county courts | 794,035.41 |
| District Court | 208,375.36 |
| Superior Court | |
| Prosecutor's office | 297,619.31 |
| Jury commission and juror's fees | 33,740.00 |
| Law library | 7,758.58 |

Regulation

| | |
|--|------------|
| Sheriff's office | 132,396.84 |
| County police | |
| Weights and measures department | 26,289.45 |
| Board of taxation | 42,739.31 |
| Chief medical examiner of county physician | 60,178.26 |
| County health department | |
| Mosquito extermination commission | 213,556.94 |
| Board of elections | 123,350.02 |
| Superintendent of elections | 312,359.45 |
| Shade tree commission | 24,314.80 |
| Other | |

Roads and Bridges

| | |
|--------------------------------|------------|
| Motor vehicle funds | 722,549.91 |
| County funds | |
| Lighting of highways | *24,046.48 |
| Engineering | *85,194.98 |
| Equipment | *20,000.00 |

Charities, Correctional and Penal

| | |
|---|--------------|
| Penitentiary, jail, house of detention | 1,009,440.53 |
| Parental school | 158,449.98 |
| Probation department | 340,479.31 |
| County welfare board (old age pensions) | 1,134,038.49 |
| Crippled children's care | 26,576.11 |
| Tubercular children's care | 4,165.20 |
| Tubercular patients | 1,176,728.67 |
| Mental patients | 3,724,328.11 |
| Epileptic patients | 171,198.16 |
| Feeble-minded patients | 374,175.95 |
| N. J. state board of children's guardians and widows pensions | 768,360.22 |
| N. J. commission for the blind | 99,740.05 |
| War veterans' burial and grave decorations | 5,483.77 |
| County aid to general hospitals | |
| County hospitals | 683,770.54 |
| Orphanages and children's shelters | |
| Poor farms, almshouses, welfare homes | |
| Other | 27,807.92 |

Education

| | |
|---|--------------|
| County superintendent of schools | 17,768.75 |
| Vocational schools | 1,196,085.00 |
| County extension service—farm and home demonstrations | 32,117.90 |
| Junior colleges | |
| Other | |

Recreation

| | |
|---------------------------|--------------|
| Park commission | 1,051,222.41 |
|---------------------------|--------------|

* Included in motor vehicle and/or county funds.

Unclassified

| | |
|--|------------------------|
| Pension and retirement funds | \$370,132.11 |
| Insurance fund commission | 221,075.00 |
| Bounties | |
| Other | 84,746.09 |
| Contingent | <u>7,921.15</u> |
| Total County Functions | <u>\$18,419,699.84</u> |

Capital Improvements

\$200,000.00

Debt Service

| | |
|---|-----------------------|
| Redemption of Bonds | |
| Road and bridge bonds | \$200,000.00 |
| Park bonds | |
| Vocational school bonds | |
| Other bonds | 1,389,000.00 |
| Redemption of bond anticipation notes | |
| Interest on Bonds | |
| Road and bridge bonds | 100,000.00 |
| Park bonds | |
| Vocational school bonds | |
| Other bonds | 553,111.75 |
| Interest on notes | 1,825.00 |
| Expenses of bond sale | 5,336.74 |
| Total Debt Service | <u>\$2,249,273.49</u> |

Deferred Charges and Statutory Expenditures

| | |
|----------------------------------|-------------|
| Emergency revenues | \$73,450.05 |
| Other deferred charges | 4,877.02 |

Total County Expenditures \$20,947,300.40

Reserve for uncollected taxes

Grand Total Budget \$20,947,300.40

RECEIPTS AND REVENUES REALIZED IN 1952 TO MEET EXPENDITURES AND REQUIRED PAYMENTS

| | |
|---|------------------------|
| Surplus revenue appropriated | \$1,350,000.00 |
| Miscellaneous revenues realized | 2,281,824.54 |
| State-aid revenues realized | 2,527,917.28 |
| Delinquent tax collections | |
| Current tax collections—1952 levy | 15,681,837.83 |
| Emergency borrowings | |
| Total Receipts and Revenues | <u>\$21,841,579.65</u> |

CURRENT FINANCES, DECEMBER 31, 1952

| | |
|--|-----------------------|
| Cash | \$3,353,205.32 |
| Accounts receivable | 5,448.58 |
| State road aid receivable | |
| Other assets | 175.00 |
| Emergencies and deferred charges | 24,294.22 |
| Total Assets | <u>\$3,383,123.12</u> |
| Cash liabilities | \$638,466.42 |
| Reserves | 5,623.58 |
| Surplus revenue | 2,739,033.12 |
| Total Liabilities and Surplus | <u>\$3,383,123.12</u> |

CAPITAL DEBT, DECEMBER 31, 1952

| | |
|----------------------|------------------------|
| Gross debt | \$24,302,300.00 |
| Deductions | 1,350,497.00 |
| Net debt | <u>\$22,951,803.00</u> |

| | |
|--|--------------------|
| Average Assessed Valuations | |
| Real Property 1950-1951-1952 | \$1,234,036,191.00 |
| Per Cent of Net Debt | 1.86 |

GLOUCESTER COUNTY



County Seat: Woodbury

| | |
|--|-----------------|
| Population Census, 1950 | 91,727 |
| Land Area (sq. mi.) | 328.63 |
| Density (per sq. mi.) | 279.11 |
| Net Valuation Taxable | \$77,141,427.00 |
| Tax Levy (including Bank Stock Tax) | 810,000.00 |
| Tax Rate per \$100 of Valuation | 1.03 |

GLOUCESTER COUNTY

EXPENDITURES AND REQUIRED PAYMENTS FOR 1952

General Government

| | |
|---|-------------|
| Administrative and executive | \$42,225.00 |
| Department of Finance | |
| County treasurer's department | 9,540.00 |
| County auditor's department | |
| Legal Department | |
| County counsel's department | 3,400.00 |
| County adjuster's department | |
| Investigator's department | |
| Purchasing department | |
| County clerk | 33,280.00 |
| Clerk of the board | 5,860.00 |
| County register | 17,600.00 |
| County surrogate | 17,600.00 |
| Buildings and grounds | 41,670.00 |

Judiciary

| | |
|--|-----------|
| General county courts | 27,915.00 |
| District Court | 12,000.00 |
| Superior Court | 6,950.56 |
| Prosecutor's office | 21,500.00 |
| Jury commission and juror's fees | 14,325.00 |
| Law library | 1,000.00 |

Regulation

| | |
|--|-----------|
| Sheriff's office | 22,990.00 |
| County police | |
| Weights and measures department | 5,850.00 |
| Board of taxation | 3,700.00 |
| Chief medical examiner or county physician | 2,500.00 |
| County health department | 3,860.00 |
| Mosquito extermination commission | 47,080.00 |
| Board of elections | 13,680.00 |
| Superintendent of elections | |
| Shade tree commission | |
| Other | 750.00 |

Roads and Bridges

| | |
|--------------------------------|------------|
| Motor vehicle funds | 363,925.52 |
| County funds | 51,569.44 |
| Lighting of highways | |
| Engineering | *15,980.71 |
| Equipment | |

Charities, Correctional and Penal

| | |
|---|------------|
| Penitentiary, jail, house of detention | 32,720.00 |
| Parental school | |
| Probation department | 19,215.00 |
| County welfare board (old age pensions) | 69,250.00 |
| Crippled children's care | 1,000.00 |
| Tubercular children's care | |
| Tubercular patients | 45,000.00 |
| Mental patients | 125,175.00 |
| Epileptic patients | 22,500.00 |
| Feeble-minded patients | 43,000.00 |
| N. J. state board of children's guardians and widows pensions | 55,000.00 |
| N. J. commission for the blind | 6,640.00 |
| War veterans' burial and grave decorations | 1,500.00 |
| County aid to general hospitals | 60,500.00 |
| County hospitals | |
| Orphanages and children's shelters | |
| Poor farms, almshouses, welfare homes | 51,000.00 |
| Other | |

Education

| | |
|---|-----------|
| County superintendent of schools | 7,680.00 |
| Vocational schools | |
| County extension service—farm and home demonstrations | 17,285.00 |
| Junior colleges | |
| Other | 5,400.00 |

Recreation

| | |
|---------------------------|--|
| Park commission | |
|---------------------------|--|

* Included in motor vehicle and/or county funds.

Unclassified

| | |
|--|---------------|
| Pension and retirement funds | \$2,100.00 |
| Insurance fund commission | |
| Bounties | 500.00 |
| Other | 1,900.00 |
| Contingent | 500.00 |

Total County Functions **\$1,321,935.52**

Capital Improvements **\$50,000.00**

Debt Service

| | |
|---|--------------------|
| Redemption of Bonds | |
| Road and bridge bonds | |
| Park bonds | |
| Vocational school bonds | |
| Other bonds | \$30,191.71 |
| Redemption of bond anticipation notes | |
| Interest on Bonds | |
| Road and bridge bonds | |
| Park bonds | |
| Vocational school bonds | |
| Other bonds | |
| Interest on notes | |
| Expenses of bond sale | |
| Total Debt Service | \$30,191.71 |

Deferred Charges and Statutory Expenditures

| | |
|----------------------------------|---------|
| Emergency revenues | |
| Other deferred charges | \$51.21 |

Total County Expenditures **\$1,401,308.44**

Reserve for uncollected taxes

Grand Total Budget **\$1,401,308.44**

RECEIPTS AND REVENUES REALIZED IN 1952 TO MEET EXPENDITURES AND REQUIRED PAYMENTS

| | |
|---|--------------|
| Surplus revenue appropriated | \$129,382.92 |
| Miscellaneous revenues realized | 133,312.53 |
| State-aid revenues realized | 371,711.87 |
| Delinquent tax collections | |
| Current tax collections—1952 levy | \$10,000.00 |
| Emergency borrowings | |

Total Receipts and Revenues **\$1,444,407.62**

CURRENT FINANCES, DECEMBER 31, 1952

| | |
|--|--------------|
| Cash | \$455,742.97 |
| Accounts receivable | 87,840.78 |
| State road aid receivable | |
| Other assets | 14,257.13 |
| Emergencies and deferred charges | |

Total Assets **\$557,840.88**

| | |
|----------------------------|-------------|
| Cash liabilities | \$77,054.01 |
| Reserves | 87,840.78 |
| Surplus revenue | 392,946.09 |

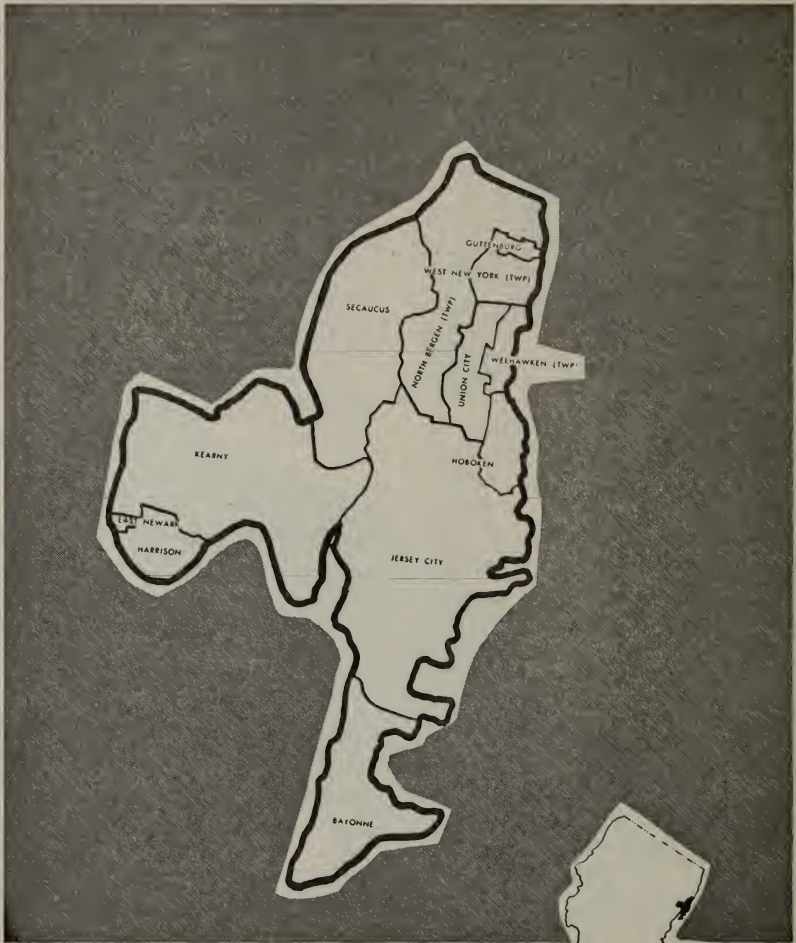
Total Liabilities and Surplus **\$557,840.88**

CAPITAL DEBT, DECEMBER 31, 1952

| | |
|----------------------|--|
| Gross debt | |
| Deductions | |
| Net debt | |

| | |
|--|-----------------|
| Average Assessed Valuations | |
| Real Property 1950-1951-1952 | \$66,156,667.00 |
| Per Cent of Net Debt | |

HUDSON COUNTY



County Seat: Jersey City

| | |
|--|--------------------|
| Population Census, 1950 | 647,437 |
| Land Area (sq. mi.) | 44.1 |
| Density (per sq. mi.) | 14,681.11 |
| Net Valuation Taxable | \$1,058,951,004.00 |
| Tax Levy (including Bank Stock Tax) | 18,479,518.05 |
| Tax Rate per \$100 of Valuation | 1.74 |

HUDSON COUNTY

EXPENDITURES AND REQUIRED PAYMENTS FOR 1952

General Government

| | |
|---|--------------|
| Administrative and executive | \$257,200.00 |
| Department of Finance | |
| County treasurer's department | 74,800.00 |
| County auditor's department | 12,500.00 |
| Legal Department | |
| County counsel's department | 111,250.00 |
| County adjuter's department | |
| Investigator's department | |
| Purchasing department | 65,850.00 |
| County clerk | 194,010.00 |
| Clerk of the board | 76,650.00 |
| County register | 168,300.00 |
| County surrogate | 98,000.00 |
| Buildings and grounds | 1,080,950.00 |

Judiciary

| | |
|--|------------|
| General county courts | 824,200.00 |
| District Court | 304,500.00 |
| Superior Court | |
| Prosecutor's office | 217,700.00 |
| Jury commission and juror's fees | 96,000.00 |
| Law library | 4,000.00 |

Regulation

| | |
|--|------------|
| Sheriff's office | 135,200.00 |
| County police | 457,800.00 |
| Weights and measures department | 8,250.00 |
| Board of taxation | 77,600.00 |
| Chief medical examiner or county physician | 57,100.00 |
| County health department | 98,200.00 |
| Mosquito extermination commission | 160,000.00 |
| Board of elections | 200,650.00 |
| Superintendent of elections | 612,000.00 |
| Shade tree commission | |
| Other | |

Roads and Bridges

| | |
|--------------------------------|--------------|
| Motor vehicle funds | 437,341.25 |
| County funds | 1,729,163.71 |
| Lighting of highways | *26,000.00 |
| Engineering | *99,100.00 |
| Equipment | |

Charities, Correctional and Penal

| | |
|---|--------------|
| Penitentiary, jail, house of detention | 676,700.00 |
| Parental school | 145,325.00 |
| County welfare board (old age pensions) | 314,600.00 |
| Crippled children's care | 209,644.50 |
| Tubercular children's care | 11,200.00 |
| Tubercular patients | 1,982,900.00 |
| Mental patients | 1,955,200.00 |
| Epileptic patients | 161,150.00 |
| Feeble-minded patients | 225,175.00 |
| N. J. state board of children's guardians and widows pensions | 280,303.00 |
| N. J. commission for the blind | 20,200.00 |
| War veterans' burial and grave decorations | 39,000.00 |
| County aid to general hospitals | 2,725,900.00 |
| County hospitals | 862,400.00 |
| Orphanages and children's shelters | 32,300.00 |
| Poor farms, almshouses, welfare homes | 513,800.00 |
| Other | 64,200.00 |

Education

| | |
|---|-----------|
| County superintendent of schools | 8,600.00 |
| Vocational schools | |
| County extension service—farm and home demonstrations | |
| Junior colleges | |
| Other | |

Recreation

| | |
|---------------------------|------------|
| Park commission | 756,000.00 |
|---------------------------|------------|

* Included in motor vehicle and/or county funds.

Unclassified

| | |
|--|--------------|
| Pension and retirement funds | \$604,891.86 |
| Insurance fund commission | |
| Bounties | |
| Other | 1,005,000.00 |

Contingent

| | |
|--|-----------|
| | 50,000.00 |
|--|-----------|

Total County Functions \$20,203,704.32

Capital Improvements

| | |
|--|-------------|
| | \$50,000.00 |
|--|-------------|

Debt Service

| | |
|---|--------------|
| Redemption of Bonds | |
| Road and bridge bonds | \$124,000.00 |
| Park bonds | 133,000.00 |
| Vocational school bonds | |
| Other bonds | 901,000.00 |
| Redemption of bond anticipation notes | |
| Interest on Bonds | |
| Road and bridge bonds | 32,411.90 |
| Park bonds | 251,028.50 |
| Vocational school bonds | |
| Other bonds | 351,498.50 |
| Interest on notes | 58,593.93 |
| Expenses of bond sale | |

Total Debt Service \$1,851,532.83

Deferred Charges and Statutory Expenditures

| | |
|----------------------------------|--------------|
| Emergency revenues | \$480,000.00 |
| Other deferred charges | 42,741.14 |

Total County Expenditures . . \$22,627,978.29

Reserve for uncollected taxes \$129,356.62

Grand Total Budget \$22,757,334.91

RECEIPTS AND REVENUES REALIZED IN 1952 TO MEET EXPENDITURES AND REQUIRED PAYMENTS

| | |
|---|-----------------|
| Surplus revenue appropriated | \$1,150,000.00 |
| Miscellaneous revenues realized | 1,787,525.57 |
| State-aid revenues realized | 1,430,082.04 |
| Delinquent tax collections | |
| Current tax collections—1952 levy | 18,479,518.05 |
| Emergency borrowings | |
| Total Receipts and Revenues | \$22,847,125.66 |

CURRENT FINANCES, DECEMBER 31, 1952

| | |
|--|----------------|
| Cash | \$2,684,555.24 |
| Accounts receivable | 684,080.50 |
| State road aid receivable | |
| Other assets | 104,957.54 |
| Emergencies and deferred charges | 556,546.86 |

Total Assets \$4,030,140.14

| | |
|----------------------------|----------------|
| Cash liabilities | \$1,039,933.31 |
| Reserves | 789,038.04 |
| Surplus revenue | 2,201,168.79 |

Total Liabilities and Surplus . . \$4,030,140.14

CAPITAL DEBT, DECEMBER 31, 1952

| | |
|----------------------|-----------------|
| Gross debt | \$16,878,173.00 |
| Deductions | 4,481,154.00 |
| Net debt | \$12,397,019.00 |

Average Assessed Valuations

| | |
|--|------------------|
| Real Property 1950-1951-1952 | \$907,472,726.00 |
|--|------------------|

Per Cent of Net Debt 1.36

HUNTERDON COUNTY



County Seat: Flemington

| | |
|--|-----------------|
| Population Census, 1950 | 42,736 |
| Land Area (sq. mi.) | 437.0 |
| Density (per sq. mi.) | 97.79 |
| Net Valuation Taxable | \$38,410,829.00 |
| Tax Levy (including Bank Stock Tax) | 391,935.27 |
| Tax Rate per \$100 of Valuation | 0.96 |

HUNTERDON COUNTY

EXPENDITURES AND REQUIRED PAYMENTS FOR 1952

General Government

| | |
|---|-------------|
| Administrative and executive | \$19,002.21 |
| Department of Finance | |
| County treasurer's department | 3,688.81 |
| County auditor's department | |
| Legal Department | |
| County counsel's department | 2,410.00 |
| County adjuster's department | 2,800.39 |
| Investigator's department | |
| Purchasing department | |
| County clerk | 26,800.00 |
| Clerk of the board | 3,592.23 |
| County register | |
| County surrogate | 11,915.42 |
| Buildings and grounds | 19,728.85 |

Judiciary

| | |
|--|-----------|
| General county courts | 13,470.00 |
| District Court | 7,447.72 |
| Superior Court | |
| Prosecutor's office | 12,286.77 |
| Jury commission and juror's fees | 5,497.38 |
| Law library | 1,025.00 |

Regulation

| | |
|--|-----------|
| Sheriff's office | 8,940.39 |
| County police | |
| Weights and measures department | 3,660.35 |
| Board of taxation | 3,394.39 |
| Chief medical examiner or county physician | 1,259.13 |
| County health department | |
| Mosquito extermination commission | |
| Board of elections | 21,027.01 |
| Superintendent of elections | |
| Shade tree commission | 100.00 |
| Other | |

Roads and Bridges

| | |
|--------------------------------|------------|
| Motor vehicle funds | 288,725.75 |
| County funds | 36,721.10 |
| Lighting of highways | *1,517.10 |
| Engineering | |
| Equipment | *4,300.00 |

Charities, Correctional and Penal

| | |
|---|-----------|
| Penitentiary, jail, house of detention | 9,317.43 |
| Parental school | |
| Probation department | 6,025.36 |
| County welfare board (old age pensions) | 38,545.08 |
| Crippled children's care | 697.30 |
| Tubercular children's care | |
| Tubercular patients | 10,245.16 |
| Mental patients | 72,443.64 |
| Epileptic patients | 8,951.91 |
| Feeble-minded patients | 23,000.00 |
| N. J. state board of children's guardians and widows pensions | 32,991.96 |
| N. J. commission for the blind | 2,059.06 |
| War veterans' burial and grave decorations | 1,147.00 |
| County aid to general hospitals | 19,199.01 |
| County hospitals | |
| Orphanages and children's shelters | |
| Poor farms, almshouses, welfare homes | |
| Other | 4,635.50 |

Education

| | |
|---|-----------|
| County superintendent of schools | 4,627.20 |
| Vocational schools | |
| County extension service—farm and home demonstrations | 17,953.76 |
| Junior colleges | |
| Other | 667.67 |

Recreation

| | |
|---------------------------|-----------|
| Park commission | |
|---------------------------|-----------|

* Included in motor vehicle and/or county funds.

Unclassified

| | |
|--|-----------|
| Pension and retirement funds | \$756.00 |
| Insurance fund commission | |
| Bounties | 3,189.50 |
| Other | 466.50 |

Contingent

| | |
|----------------------------------|---------------------|
| Total County Functions | <u>\$750,411.44</u> |
|----------------------------------|---------------------|

Capital Improvements

| |
|--------------------|
| <u>\$50,000.00</u> |
|--------------------|

Debt Service

| | |
|---|------------------|
| Redemption of Bonds | |
| Road and bridge bonds | |
| Park bonds | |
| Vocational school bonds | |
| Other bonds | |
| Redemption of bond anticipation notes | |
| Interest on Bonds | |
| Road and bridge bonds | |
| Park bonds | |
| Vocational school bonds | |
| Other bonds | |
| Interest on notes | |
| Expenses of bond sale | |
| Total Debt Service | <u>.</u> |

Deferred Charges and Statutory Expenditures

| | |
|---|----------------------------|
| Emergency revenues | \$15,000.00 |
| Other deferred charges | 100.22 |
| Total County Expenditures | <u>\$815,511.66</u> |
| Reserve for uncollected taxes | |
| Grand Total Budget | <u><u>\$815,511.66</u></u> |

RECEIPTS AND REVENUES REALIZED IN 1952 TO MEET EXPENDITURES AND REQUIRED PAYMENTS

| | |
|---|---------------------|
| Surplus revenue appropriated | \$115,000.00 |
| Miscellaneous revenues realized | 77,716.20 |
| State-aid revenues realized | 296,158.00 |
| Delinquent tax collections | |
| Current tax collections—1952 levy | 391,935.27 |
| Emergency borrowings | |
| Total Receipts and Revenues | <u>\$880,809.47</u> |

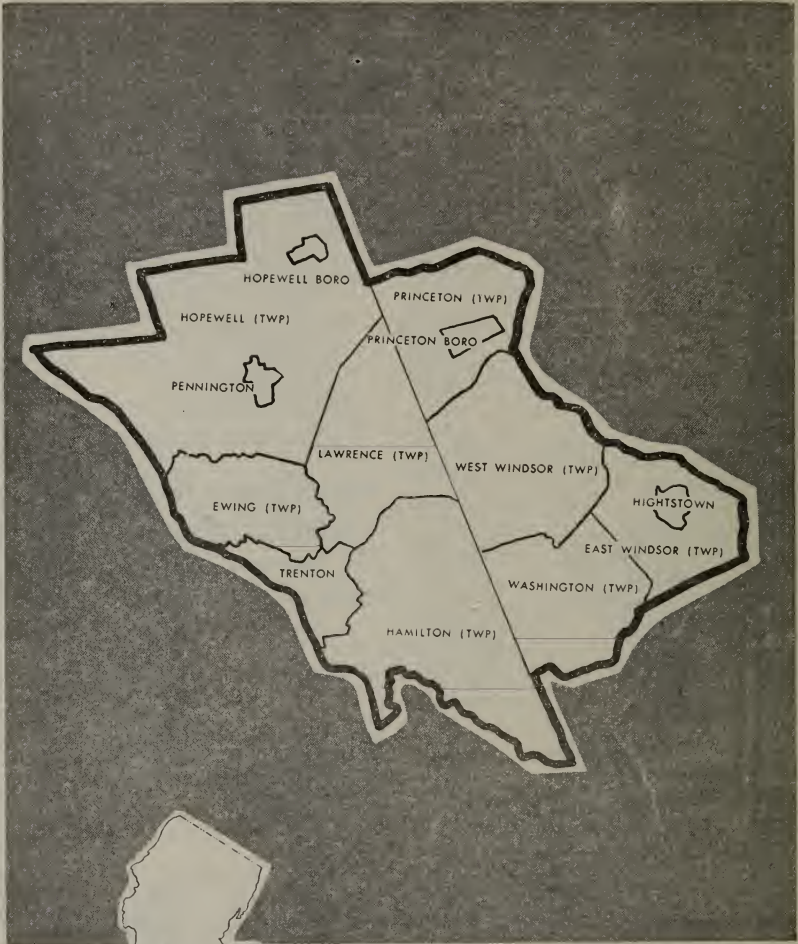
CURRENT FINANCES, DECEMBER 31, 1952

| | |
|--|---------------------|
| Cash | \$313,611.97 |
| Accounts receivable | 70,982.90 |
| State road aid receivable | |
| Other assets | 2,517.62 |
| Emergencies and deferred charges | 9,373.20 |
| Total Assets | <u>\$396,485.69</u> |
| Cash liabilities | \$83,411.45 |
| Reserves | 73,500.52 |
| Surplus revenue | 239,573.72 |
| Total Liabilities and Surplus | <u>\$396,485.69</u> |

CAPITAL DEBT, DECEMBER 31, 1952

| | |
|--|------------------|
| Gross debt | |
| Deductions | |
| Net debt | <u>.</u> |
| Average Assessed Valuations | |
| Real Property 1950-1951-1952 | \$31,772,171.00 |
| Per Cent of Net Debt | |

MERCER COUNTY



County Seat: Trenton

| | |
|--|------------------|
| Population Census, 1950 | 229,781 |
| Land Area (sq. mi.) | 226.0 |
| Density (per sq. mi.) | 1,016.73 |
| Net Valuation Taxable | \$300,899,390.00 |
| Tax Levy (including Bank Stock Tax) | 3,445,037.78 |
| Tax Rate per \$100 of Valuation | 1.13 |

MERCER COUNTY

EXPENDITURES AND REQUIRED PAYMENTS FOR 1952

| | |
|---|-------------|
| General Government | |
| Administrative and executive | \$88,500.00 |
| Department of Finance | |
| County treasurer's department | 30,300.00 |
| County auditor's department | |
| Legal Department | |
| County counsel's department | 15,000.00 |
| County adjuster's department | 16,500.00 |
| Investigator's department | |
| Purchasing department | 5,100.00 |
| County clerk | 156,500.00 |
| Clerk of the board | 20,100.00 |
| County register | |
| County surrogate | 46,600.00 |
| Buildings and grounds | 204,200.00 |
| Judiciary | |
| General county courts | 152,610.00 |
| District Court | 37,300.00 |
| Superior Court | |
| Prosecutor's office | 105,000.00 |
| Jury commission and juror's fees | 33,500.00 |
| Law library | |
| Regulation | |
| Sheriff's office | 49,280.00 |
| County police | |
| Weights and measures department | 5,958.00 |
| Board of taxation | 9,600.00 |
| Chief medical examiner or county physician | 12,000.00 |
| County health department | |
| Mosquito extermination commission | 34,880.00 |
| County elections | 30,590.00 |
| Superintendent of elections | 93,300.00 |
| Shade tree commission | 33,530.00 |
| Other | 54,202.00 |
| Roads and Bridges | |
| Motor vehicle funds | 348,460.00 |
| County funds | 224,040.00 |
| Lighting of highways | *16,540.00 |
| Engineering | *117,337.21 |
| Equipment | |
| Charities, Correctional and Penal | |
| Penitentiary, jail, house of detention | 440,500.00 |
| Parental school | |
| Probation department | 58,100.00 |
| County welfare board (old age pensions) | 105,000.00 |
| Crippled children's care | 30,000.00 |
| Tubercular children's care | |
| Tubercular patients | 234,500.00 |
| Mental patients | 378,000.00 |
| Epileptic patients | 41,000.00 |
| Feeble-minded patients | 95,000.00 |
| N. J. state board of children's guardians and widows pensions | 170,500.00 |
| N. J. commission for the blind | 11,000.00 |
| War veterans' burial and grave decorations | 11,010.00 |
| County aid to general hospitals | 249,240.00 |
| County hospitals | |
| Orphanages and children's shelters | 33,700.00 |
| Poor farms, almshouses, welfare homes | |
| Other | 6,100.00 |
| Education | |
| County superintendent of schools | 9,860.00 |
| Vocational schools | |
| County extension service—farm and home demonstrations | 21,640.00 |
| Junior colleges | |
| Other | |
| Recreation | |
| Park commission | |

| | |
|--|----------------|
| Unclassified | |
| Pension and retirement funds | \$54,500.00 |
| Insurance fund commission | |
| Bounties | 500.00 |
| Other | 34,500.00 |
| Contingent | 10,391.92 |
| Total County Functions | \$3,802,091.92 |
| Capital Improvements | \$50,000.00 |
| Debt Service | |
| Redemption of Bonds | |
| Road and bridge bonds | \$46,000.00 |
| Park bonds | |
| Vocational school bonds | |
| Other bonds | 376,000.00 |
| Redemption of bond anticipation notes | |
| Interest on Bonds | |
| Road and bridge bonds | |
| Park bonds | |
| Vocational school bonds | |
| Other bonds | 60,603.25 |
| Interest on notes | |
| Expenses of bond sale | |
| Total Debt Service | \$482,603.25 |
| Deferred Charges and Statutory Expenditures | |
| Emergency revenues | \$5,500.00 |
| Other deferred charges | 2,804.83 |
| Total County Expenditures | \$4,343,000.00 |
| Reserve for uncollected taxes | |
| Grand Total Budget | \$4,343,000.00 |

| | |
|--|----------------|
| RECEIPTS AND REVENUES REALIZED IN 1952 TO MEET EXPENDITURES AND REQUIRED PAYMENTS | |
| Surplus revenue appropriated | \$210,000.00 |
| Miscellaneous revenues realized | 369,571.21 |
| State-aid revenues realized | 375,538.30 |
| Delinquent tax collections | |
| Current tax collections—1952 levy | 3,445,037.78 |
| Emergency borrowings | |
| Total Receipts and Revenues | \$4,400,147.29 |

| | |
|--|--------------|
| CURRENT FINANCES, DECEMBER 31, 1952 | |
| Cash | \$492,035.10 |
| Accounts receivable | 145,707.04 |
| State road aid receivable | |
| Other assets | |
| Emergencies and deferred charges | 49,000.00 |
| Total Assets | \$686,742.14 |
| Cash liabilities | \$384,311.60 |
| Reserves | 145,707.04 |
| Surplus revenue | 156,723.50 |
| Total Liabilities and Surplus | \$686,742.14 |

| | |
|--|----------------|
| CAPITAL DEBT, DECEMBER 31, 1952 | |
| Gross debt | \$3,134,000.00 |
| Deductions | |
| Net debt | \$3,134,000.00 |

| | |
|--|------------------|
| Average Assessed Valuations | |
| Real Property 1950-1951-1952 | \$245,812,844.00 |
| Per Cent of Net Debt | 1.27 |

* Included in motor vehicle and/or county funds.

MIDDLESEX COUNTY



County Seat: New Brunswick

| | |
|--|------------------|
| Population Census, 1950 | 264,872 |
| Land Area (sq. mi.) | 308.8 |
| Density (per sq. mi.) | 857.75 |
| Net Valuation Taxable | \$282,806,999.00 |
| Tax Levy (including Bank Stock Tax) | 4,816,672.69 |
| Tax Rate per \$100 of Valuation | 1.69 |

MIDDLESEX COUNTY

EXPENDITURES AND REQUIRED PAYMENTS FOR 1952

General Government

| | |
|---|-------------|
| Administrative and executive | \$77,620.00 |
| Department of Finance | |
| County treasurer's department | 34,780.00 |
| County auditor's department | |
| Legal Department | |
| County counsel's department | 9,200.00 |
| County adjuster's department | 7,500.00 |
| Investigator's department | |
| Purchasing department | 10,660.00 |
| County clerk | 161,869.08 |
| Clerk of the board | 11,600.00 |
| County register | |
| County surrogate | 41,380.00 |
| Buildings and grounds | 120,420.00 |

Judiciary

| | |
|--|------------|
| General county courts | 140,055.00 |
| District Court | 60,521.00 |
| Superior Court | |
| Prosecutor's office | 93,740.00 |
| Jury commission and juror's fees | 49,450.00 |
| Law library | 5,160.00 |

Regulation

| | |
|--|------------|
| Sheriff's office | 42,474.00 |
| County police | |
| Weights and measures department | 20,530.67 |
| Board of taxation | 13,173.25 |
| Chief medical examiner or county physician | 24,000.00 |
| County health department | |
| Mosquito extermination commission | 56,042.80 |
| Board of elections | 120,892.00 |
| Superintendent of elections | 2,250.00 |
| Shade tree commission | |
| Other | |

Roads and Bridges

| | |
|--------------------------------|------------|
| Motor vehicle funds | 360,880.00 |
| County funds | 466,108.87 |
| Lighting of highways | *2,780.00 |
| Engineering | *26,740.00 |
| Equipment | |

Charities, Correctional and Penal

| | |
|---|------------|
| Penitentiary, jail, house of detention | 246,175.00 |
| Parental school | |
| Probation department | 53,814.16 |
| County welfare board (old age pensions) | 187,921.87 |
| Crippled children's care | 9,000.00 |
| Tubercular children's care | |
| Tubercular patients | 782,746.96 |
| Mental patients | 477,686.44 |
| Epileptic patients | 62,209.60 |
| Feeble-minded patients | 117,576.00 |
| N. J. state board of children's guardians and widows pensions | 231,135.00 |
| N. J. commission for the blind | 14,000.00 |
| War veterans' burial and grave decorations | 6,200.00 |
| County aid to general hospitals | 252,950.00 |
| County hospitals | 39,885.84 |
| Orphanages and children's shelters | |
| Poor farms, almshouses, welfare homes | |
| Other | 133,178.06 |

Education

| | |
|---|------------|
| County superintendent of schools | 6,640.00 |
| Vocational schools | 337,357.00 |
| County extension service—farm and home demonstrations | 23,500.00 |
| Junior colleges | |
| Other | |

Recreation

| | |
|---------------------------|------------|
| Park commission | 160,660.00 |
|---------------------------|------------|

* Included in motor vehicle and/or county funds.

Unclassified

| | |
|--|-----------------|
| Pension and retirement funds | \$146,183.00 |
| Insurance fund commission | |
| Bounties | |
| Other | 44,000.00 |
| Contingent | 5,000.00 |

Total County Functions **\$5,268,125.60**

Capital Improvements \$30,000.00

Debt Service

| | |
|---|-------------|
| Redemption of Bonds | |
| Road and bridge bonds | \$80,000.00 |
| Park bonds | |
| Vocational school bonds | |
| Other bonds | 481,000.00 |
| Redemption of bond anticipation notes | |
| Interest on Bonds | |
| Road and bridge bonds | |
| Park bonds | |
| Vocational school bonds | |
| Other bonds | 90,000.00 |
| Interest on notes | 11,092.37 |
| Expenses of bond sale | |

Total Debt Service **\$662,092.37**

Deferred Charges and Statutory Expenditures

| | |
|----------------------------------|------------|
| Emergency revenues | |
| Other deferred charges | \$4,733.05 |

Total County Expenditures **\$5,964,951.02**

Reserve for uncollected taxes **\$481.67**

Grand Total Budget **\$5,965,432.69**

RECEIPTS AND REVENUES REALIZED IN 1952 TO MEET EXPENDITURES AND REQUIRED PAYMENTS

| | |
|---|--------------|
| Surplus revenue appropriated | \$250,000.00 |
| Miscellaneous revenues realized | 491,555.34 |
| State-aid revenues realized | 533,766.58 |
| Delinquent tax collections | |
| Current tax collections—1952 levy | 4,816,672.69 |
| Emergency borrowings | |

Total Receipts and Revenues **\$6,091,994.61**

CURRENT FINANCES, DECEMBER 31, 1952

| | |
|--|--------------|
| Cash | \$944,354.38 |
| Accounts receivable | 60,434.17 |
| State road aid receivable | |
| Other assets | |
| Emergencies and deferred charges | |

Total Assets **\$1,004,788.55**

| | |
|----------------------------|--------------|
| Cash liabilities | \$530,246.90 |
| Reserves | 60,434.17 |
| Surplus revenue | 414,107.48 |

Total Liabilities and Surplus **\$1,004,788.55**

CAPITAL DEBT, DECEMBER 31, 1952

| | |
|----------------------|----------------|
| Gross debt | \$4,376,000.00 |
| Deductions | 157,479.00 |

Net debt **\$4,218,521.00**

Average Assessed Valuations

| | |
|--|------------------|
| Real Property 1950-1951-1952 | \$238,123,743.00 |
| Per Cent of Net Debt | 1.77 |

MONMOUTH COUNTY



County Seat: Freehold

| | |
|--|------------------|
| Population Census, 1950 | 225,827 |
| Land Area (sq. mi.) | 477.0 |
| Density (per sq. mi.) | 472.38 |
| Net Valuation Taxable | \$211,471,674.00 |
| Tax Levy (including Bank Stock Tax) | 3,401,322.02 |
| Tax Rate per \$100 of Valuation | 1.57 |



MONMOUTH COUNTY

EXPENDITURES AND REQUIRED PAYMENTS FOR 1952

General Government

| | |
|---|-------------|
| Administrative and executive | \$27,500.00 |
| Department of Finance | |
| County treasurer's department | 25,371.92 |
| County auditor's department | |
| Legal Department | |
| County counsel's department | 5,000.00 |
| County adjuster's department | 11,782.50 |
| Investigator's department | |
| Purchasing department | |
| County clerk | 167,935.96 |
| Clerk of the board | 30,857.20 |
| County register | |
| County surrogate | 46,584.17 |
| Buildings and grounds | 83,533.79 |

Judiciary

| | |
|--|------------|
| General county courts | 144,213.65 |
| District Court | 46,153.73 |
| Superior Court | 4,450.00 |
| Prosecutor's office | 119,922.04 |
| Jury commission and juror's fees | 78,636.84 |
| Law library | 1,800.00 |

Regulation

| | |
|--|------------|
| Sheriff's office | 57,564.85 |
| County police | 30,091.11 |
| Weights and measures department | 19,831.22 |
| Board of taxation | 14,290.20 |
| Chief medical examiner or county physician | 6,175.00 |
| County health department | 33,009.73 |
| Mosquito extermination commission | 25,000.00 |
| Board of elections | 136,825.05 |
| Superintendent of elections | |
| Shade tree commission | |
| Other | 8,873.84 |

Roads and Bridges

| | |
|--------------------------------|------------|
| Motor vehicle funds | 304,900.00 |
| County funds | 497,181.53 |
| Lighting of highways | *8,500.00 |
| Engineering | |
| Equipment | *15,000.00 |

Charities, Correctional and Penal

| | |
|---|------------|
| Penitentiary, jail, house of detention | 79,006.88 |
| Parental school | |
| Probation department | 52,181.52 |
| County welfare board (old age pensions) | 447,597.29 |
| Crippled children's care | 4,500.00 |
| Tubercular children's care | |
| Tubercular patients | 227,497.17 |
| Mental patients | 336,577.26 |
| Epileptic patients | 30,129.12 |
| Feeble-minded patients | 86,548.02 |
| N. J. state board of children's guardians and widows pensions | 155,352.00 |
| N. J. commission for the blind | 19,520.00 |
| War veterans' burial and grave decorations | 7,749.76 |
| County aid to general hospitals | 275,000.00 |
| County hospitals | |
| Orphanages and children's shelters | 3,742.26 |
| Poor farms, almshouses, welfare homes | |
| Other | 2,855.70 |

Education

| | |
|---|-----------|
| County superintendent of schools | 9,890.00 |
| Vocational schools | |
| County extension service—farm and home demonstrations | 20,246.26 |
| Junior colleges | 27,500.00 |
| Other | 8,650.00 |

Recreation

| | |
|---------------------------|-----------|
| Park commission | |
|---------------------------|-----------|

Unclassified

| | |
|--|-----------------|
| Pension and retirement funds | \$100,505.50 |
| Insurance fund commission | 11,010.00 |
| Bounties | |
| Other | 14,000.00 |
| Contingent | 8,000.00 |

Total County Functions **\$3,855,543.07**

Capital Improvements **\$37,500.00**

Debt Service

| | |
|---|--------------|
| Redemption of Bonds | |
| Road and bridge bonds | \$170,000.00 |
| Park bonds | |
| Vocational school bonds | |
| Other bonds | 303,000.00 |
| Redemption of bond anticipation notes | |
| Interest on Bonds | |
| Road and bridge bonds | |
| Park bonds | |
| Vocational school bonds | |
| Other bonds | 98,781.00 |
| Interest on notes | 9,980.00 |
| Expenses of bond sale | |

Total Debt Service **\$581,761.00**

Deferred Charges and Statutory Expenditures

| | |
|----------------------------------|-------------|
| Emergency revenues | |
| Other deferred charges | \$19,000.00 |

Total County Expenditures . . **\$4,493,804.07**

Reserve for uncollected taxes

Grand Total Budget **\$4,493,804.07**

RECEIPTS AND REVENUES REALIZED IN 1952 TO MEET EXPENDITURES AND REQUIRED PAYMENTS

| | |
|---|--------------|
| Surplus revenue appropriated | \$163,323.50 |
| Miscellaneous revenues realized | 443,220.44 |
| State-aid revenues realized | 676,432.69 |
| Delinquent tax collections | |
| Current tax collections—1952 levy | 3,401,322.02 |
| Emergency borrowings | |

Total Receipts and Revenues . . **\$4,684,298.65**

CURRENT FINANCES, DECEMBER 31, 1952

| | |
|--|--------------|
| Cash | \$566,379.29 |
| Accounts receivable | 20,654.22 |
| State road aid receivable | 24,108.60 |
| Other assets | |
| Emergencies and deferred charges | 20,000.00 |

Total Assets **\$631,142.11**

| | |
|----------------------------|--------------|
| Cash liabilities | \$173,513.33 |
| Reserves | 20,654.22 |
| Surplus revenue | 436,974.56 |

Total Liabilities and Surplus **\$631,142.11**

CAPITAL DEBT, DECEMBER 31, 1952

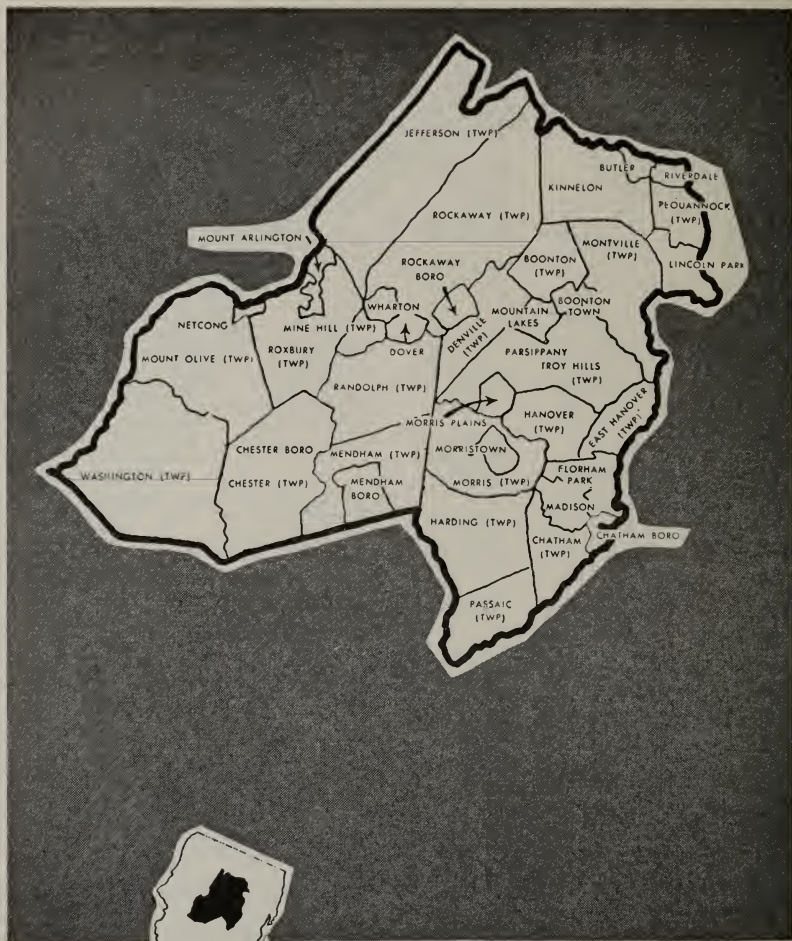
| | |
|----------------------|----------------|
| Gross debt | \$6,239,768.00 |
| Deductions | 58,260.00 |

Net debt **\$6,181,508.00**

| | |
|--|------------------|
| Average Assessed Valuations | |
| Real Property 1950-1951-1952 | \$194,579,193.00 |
| Per Cent of Net Debt | 3.18 |

* Included in motor vehicle and/or county funds.

MORRIS COUNTY



County Seat: Morristown

| | |
|--|------------------|
| Population Census, 1950 | 164,371 |
| Land Area (sq. mi.) | 477.7 |
| Density (per sq. mi.) | 344.1 |
| Net Valuation Taxable | \$169,865,458.00 |
| Tax Levy (including Bank Stock Tax) | 1,830,614.69 |
| Tax Rate per \$100 of Valuation | 1.03 |

MORRIS COUNTY

EXPENDITURES AND REQUIRED PAYMENTS FOR 1952

General Government

| | |
|------------------------------------|-------------|
| Administrative and executive | \$58,150.00 |
| Department of Finance | |
| County treasurer's department .. | 11,360.00 |
| County auditor's department | |
| Legal Department | |
| County counsel's department ... | 7,450.00 |
| County adjuster's department .. | 5,478.00 |
| Investigator's department | |
| Purchasing department | |
| County clerk | 170,599.00 |
| Clerk of the board | 14,970.00 |
| County register | 39,830.00 |
| County surrogate | 38,200.00 |
| Buildings and grounds | |

Judiciary

| | |
|----------------------------------|-----------|
| General county courts | 54,500.00 |
| District Court | 41,030.00 |
| Superior Court | 34,905.00 |
| Prosecutor's office | 23,400.00 |
| Jury commission and juror's fees | 1,500.00 |
| Law library | |

Regulation

| | |
|---|-----------|
| Sheriff's office | 31,829.00 |
| County police | |
| Weights and measures department | 7,261.00 |
| Board of taxation | 5,900.00 |
| Chief medical examiner or county physician | 5,350.00 |
| County health department | |
| Mosquito extermination commission | 40,000.00 |
| Board of elections | 70,895.00 |
| Superintendent of elections | |
| Shade tree commission | 10,400.00 |
| Other | |

Roads and Bridges

| | |
|----------------------------|------------|
| Motor vehicle funds | 353,584.00 |
| County funds | 192,976.00 |
| Lighting of highways | 7,362.56 |
| Engineering | *32,399.82 |
| Equipment | *14,158.33 |

Charities, Correctional and Penal

| | |
|--|------------|
| Penitentiary, jail, house of deten- tion | 56,700.00 |
| Parental school | 26,730.00 |
| Probation department | |
| County welfare board (old age pensions) | 135,438.70 |
| Crippled children's care | |
| Tubercular children's care | |
| Tubercular patients | 145,417.00 |
| Mental patients | 225,000.00 |
| Epileptic patients | 29,000.00 |
| Feeble-minded patients | 59,000.00 |
| N. J. state board of children's guardians and widows pensions | 149,925.00 |
| N. J. commission for the blind .. | 8,000.00 |
| War veterans' burial and grave decorations | 2,400.00 |
| County aid to general hospitals .. | 135,000.00 |
| County hospitals | |
| Orphanages and children's shelters | |
| Poor farms, almshouses, welfare homes | 111,925.00 |
| Other | 6,600.00 |

Education

| | |
|--|-----------|
| County superintendent of schools | 11,022.00 |
| Vocational schools | |
| County extension service—farm and home demonstrations | 17,685.00 |
| Junior colleges | |
| Other | 5,050.00 |

Recreation

| | |
|-----------------------|--|
| Park commission | |
|-----------------------|--|

* Included in motor vehicle and/or county funds.

Unclassified

| | |
|-----------------------------------|-------------|
| Pension and retirement funds | \$80,760.00 |
| Insurance fund commission | |
| Bounties | 2,500.00 |
| Other | 26,635.00 |
| Contingent | 500.00 |

Total County Functions

\$2,454,834.70

Capital Improvements

\$51,123.25

Debt Service

| | |
|--|-------------|
| Redemption of Bonds | |
| Road and bridge bonds | \$33,950.00 |
| Park bonds | |
| Vocational school bonds | |
| Other bonds | 58,050.00 |
| Redemption of bond anticipation notes | |
| Interest on Bonds | |
| Road and bridge bonds | 9,936.00 |
| Park bonds | |
| Vocational school bonds | |
| Other bonds | 13,186.50 |
| Interest on notes | 2,500.00 |
| Expenses of bond sale | |

Total Debt Service

\$117,622.50

Deferred Charges and Statutory Expenditures

| | |
|------------------------------|-------------|
| Emergency revenues | \$65,473.28 |
| Other deferred charges | 3,863.27 |

Total County Expenditures ..

\$2,692,917.00

Reserve for uncollected taxes

Grand Total Budget

\$2,692,917.00

RECEIPTS AND REVENUES REALIZED IN 1952 TO MEET EXPENDITURES AND REQUIRED PAYMENTS

| | |
|--------------------------------------|--------------|
| Surplus revenue appropriated | \$90,473.28 |
| Miscellaneous revenues realized .. | 381,106.07 |
| State-aid revenues realized | 447,435.59 |
| Delinquent tax collections | |
| Current tax collections—1952 levy .. | 1,830,614.69 |
| Emergency borrowings | |

Total Receipts and Revenues ..

\$2,749,629.63

CURRENT FINANCES, DECEMBER 31, 1952

| | |
|-------------------------------------|--------------|
| Cash | \$163,579.23 |
| Accounts receivable | 2,852.51 |
| State road aid receivable | 4,431.99 |
| Other assets | |
| Emergencies and deferred charges .. | 41,410.06 |

Total Assets

\$212,273.79

| | |
|------------------------|--------------|
| Cash liabilities | \$135,522.07 |
| Reserves | 7,284.50 |
| Surplus revenue | 69,467.22 |

Total Liabilities and Surplus ..

\$212,273.79

CAPITAL DEBT, DECEMBER 31, 1952

Gross debt

\$2,126,000.00

Deductions

Net debt

\$2,126,000.00

Average Assessed Valuations

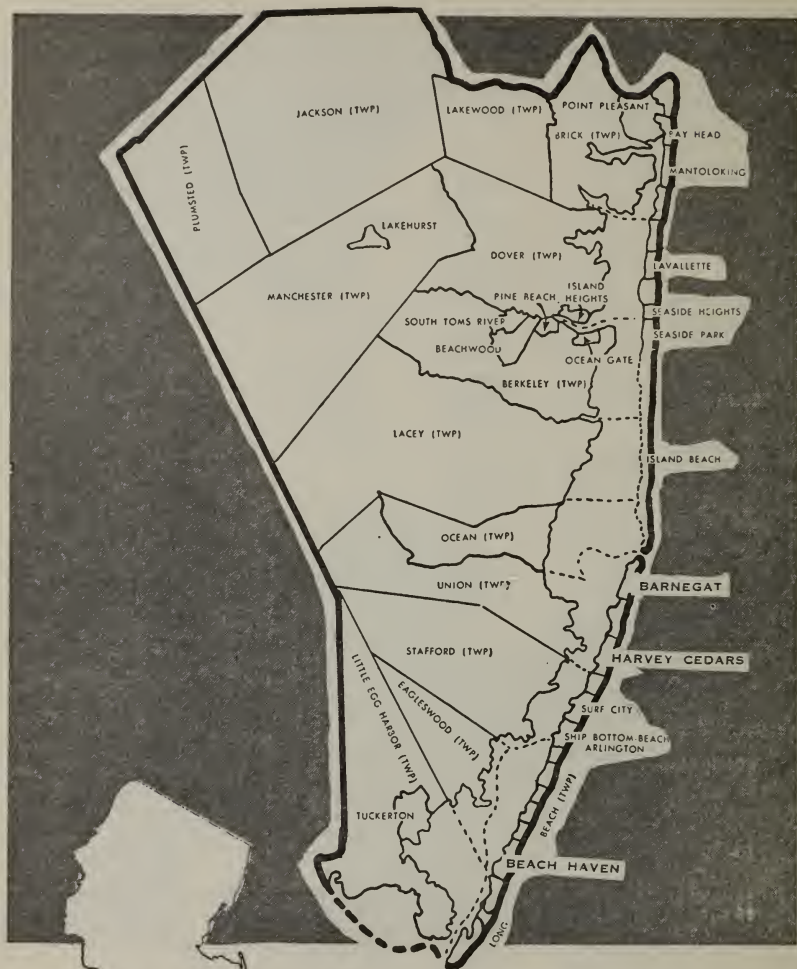
Real Property 1950-1951-1952 ..

\$147,523,746.00

Per Cent of Net Debt

1.44

OCEAN COUNTY



County Seat: Toms River

| | |
|--|-----------------|
| Population Census, 1950 | 56,622 |
| Land Area (sq. mi.) | 641.0 |
| Density (per sq. mi.) | 88.33 |
| Net Valuation Taxable | \$65,706,875.00 |
| Tax Levy (including Bank Stock Tax) | 1,402,424.07 |
| Tax Rate per \$100 of Valuation | 2.07 |

OCEAN COUNTY

EXPENDITURES AND REQUIRED PAYMENTS FOR 1952

General Government

| | |
|---|-------------|
| Administrative and executive | \$90,975.00 |
| Department of Finance | |
| County treasurer's department | 18,160.00 |
| County auditor's department | |
| Legal Department | |
| County counsel's department | 12,619.92 |
| County adjuster's department | 4,000.00 |
| Investigator's department | |
| Purchasing department | |
| County clerk | 59,425.00 |
| Clerk of the board | 9,055.00 |
| County register | |
| County surrogate | 17,549.68 |
| Buildings and grounds | 64,420.00 |

Judiciary

| | |
|--|-----------|
| General county courts | 43,893.38 |
| District Court | 4,350.00 |
| Superior Court | |
| Prosecutor's office | 45,085.00 |
| Jury commission and juror's fees | 13,390.92 |
| Law library | 500.00 |

Regulation

| | |
|--|-----------|
| Sheriff's office | 47,180.00 |
| County police | |
| Weights and measures department | 3,560.00 |
| Board of taxation | 7,878.42 |
| Chief medical examiner or county physician | 4,000.00 |
| County health department | 39,320.00 |
| Mosquito extermination commission | 35,000.00 |
| Board of elections | 47,342.68 |
| Superintendent of elections | |
| Shade tree commission | |
| Other | 23,750.00 |

Roads and Bridges

| | |
|--------------------------------|------------|
| Motor vehicle funds | 553,970.00 |
| County funds | 339,714.10 |
| Lighting of highways | *3,500.00 |
| Engineering | *59,775.00 |
| Equipment | |

Charities, Correctional and Penal

| | |
|---|-----------|
| Penitentiary, jail, house of detention | 31,605.00 |
| Parental school | |
| Probation department | 8,470.00 |
| County welfare board (old age pensions) | 77,026.47 |
| Crippled children's care | 24,000.00 |
| Tubercular children's care | |
| Tubercular patients | 63,720.00 |
| Mental patients | 75,000.00 |
| Epileptic patients | 10,300.00 |
| Feeble-minded patients | 12,500.00 |
| N. J. state board of children's guardians and widows pensions | 54,996.00 |
| N. J. commission for the blind | 4,500.00 |
| War veterans' burial and grave decorations | 1,040.00 |
| County aid to general hospitals | 58,587.63 |
| County hospitals | |
| Orphanages and children's shelters | |
| Poor farms, almshouses, welfare homes | |
| Other | 18,800.00 |

Education

| | |
|---|-----------|
| County superintendent of schools | 12,190.00 |
| Vocational schools | |
| County extension service—farm and home demonstrations | 16,803.00 |
| Junior colleges | |
| Other | |

Recreation

| | |
|---------------------------|-----------|
| Park commission | 43,420.00 |
|---------------------------|-----------|

Unclassified

| | |
|--|------------------|
| Pension and retirement funds | \$43,853.80 |
| Insurance fund commission | |
| Bounties | 1,000.00 |
| Other | 40,879.00 |
| Contingent | 10,000.00 |

Total County Functions \$2,093,830.00

Capital Improvements \$82,000.00

Debt Service

| | |
|---|---------------------|
| Redemption of Bonds | |
| Road and bridge bonds | \$134,500.00 |
| Park bonds | |
| Vocational school bonds | |
| Other bonds | 85,500.00 |
| Redemption of bond anticipation notes | |
| Interest on Bonds | |
| Road and bridge bonds | 14,216.75 |
| Park bonds | |
| Vocational school bonds | |
| Other bonds | 8,002.50 |
| Interest on notes | |
| Expenses of bond sale | |
| Total Debt Service | \$242,219.25 |

Deferred Charges and Statutory Expenditures

| | |
|--|-----------------------|
| Emergency revenues | \$29,500.00 |
| Other deferred charges | 2,695.10 |
| Total County Expenditures | \$2,450,244.35 |

Reserve for uncollected taxes

Grand Total Budget \$2,450,244.35

RECEIPTS AND REVENUES REALIZED IN 1952 TO MEET EXPENDITURES AND REQUIRED PAYMENTS

| | |
|--|-----------------------|
| Surplus revenue appropriated | \$17,900.00 |
| Miscellaneous revenues realized | 212,543.28 |
| State-aid revenues realized | 718,060.58 |
| Delinquent tax collections | |
| Current tax collections—1952 levy | 1,402,424.07 |
| Emergency borrowings | |
| Total Receipts and Revenues | \$2,350,927.93 |

CURRENT FINANCES, DECEMBER 31, 1952

| | |
|--|-------------|
| Cash | \$45,798.37 |
| Accounts receivable | 97,183.87 |
| State road aid receivable | |
| Other assets | |
| Emergencies and deferred charges | 92,624.40 |

Total Assets \$235,606.64

| | |
|----------------------------|--------------|
| Cash liabilities | \$130,419.81 |
| Reserves | 97,183.87 |
| Surplus revenue | 8,002.96 |

Total Liabilities and Surplus \$235,606.64

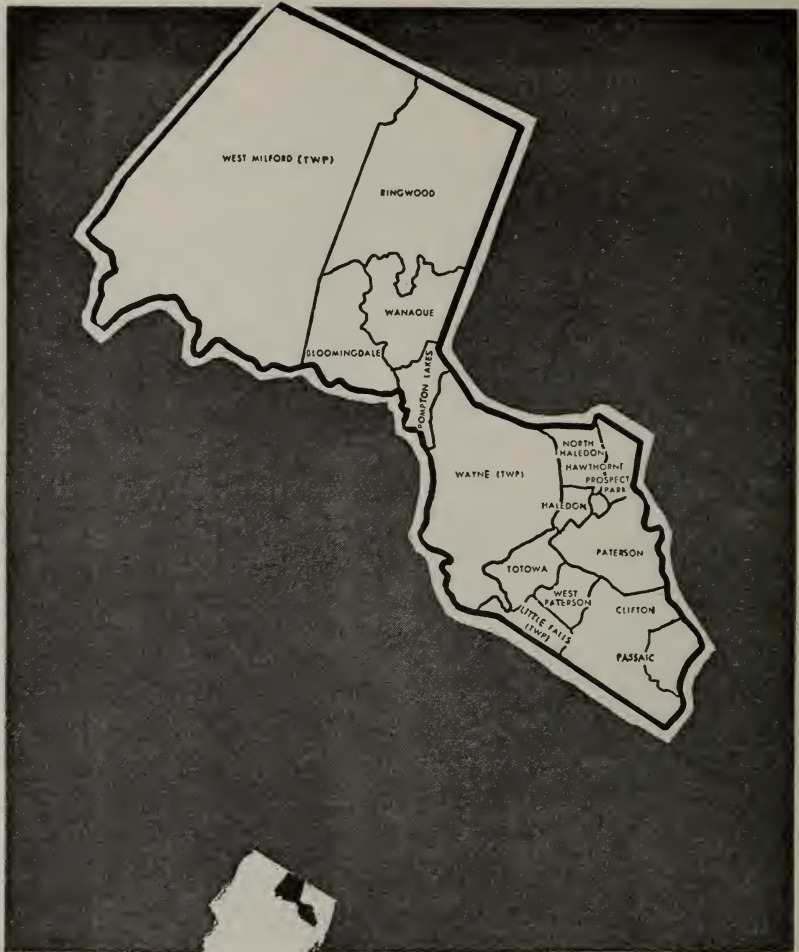
CAPITAL DEBT, DECEMBER 31, 1952

| | |
|---------------------------|-----------------------|
| Gross debt | \$1,308,000.00 |
| Deductions | |
| Net debt | \$1,308,000.00 |

| | |
|--|----------------|
| Average Assessed Valuations | |
| Real Property 1950-1951-1952 | \$8,568,898.00 |
| Per Cent of Net Debt | 2.23 |

* Included in motor vehicle and/or county funds.

PASSAIC COUNTY



County Seat: Paterson

| | |
|--|------------------|
| Population Census, 1950 | 337,093 |
| Land Area (sq. mi.) | 192.2 |
| Density (per sq. mi.) | 1,753.86 |
| Net Valuation Taxable | \$477,629,553.00 |
| Tax Levy (including Bank Stock Tax) | 4,660,971.33 |
| Tax Rate per \$100 of Valuation | 0.96 |

PASSAIC COUNTY

EXPENDITURES AND REQUIRED PAYMENTS FOR 1952

General Government

| | |
|--|--------------|
| Administrative and executive | \$137,705.46 |
| Department of Finance | |
| County treasurer's department . . . | 49,300.00 |
| County auditor's department | |
| Legal Department | |
| County counsel's department | 13,910.00 |
| County adjuster's department | 17,240.00 |
| Investigator's department | |
| Purchasing department | |
| County clerk | 134,209.00 |
| Clerk of the board | 16,320.00 |
| County register | 79,575.00 |
| County surrogate | 50,620.00 |
| Buildings and grounds | 108,260.00 |

Judiciary

| | |
|--|------------|
| General county courts | 166,110.32 |
| District Court | 163,861.47 |
| Superior Court | |
| Prosecutor's office | 141,560.00 |
| Jury commission and juror's fees . . . | 97,263.59 |
| Law library | 5,850.00 |

Regulation

| | |
|--|------------|
| Sheriff's office | 86,114.68 |
| County police | 6,632.00 |
| Weights and measures department . . . | 31,560.00 |
| Board of taxation | |
| Chief medical examiner or county physician | 21,550.00 |
| County health department | |
| Mosquito extermination commission . . | 45,200.00 |
| Board of elections | 142,020.00 |
| Superintendent of elections | |
| Shade tree commission | |
| Other | |

Roads and Bridges

| | |
|--------------------------------|------------|
| Motor vehicle funds | 315,970.00 |
| County funds | 393,720.00 |
| Lighting of highways | *43,000.00 |
| Engineering | *56,530.00 |
| Equipment | |

Charities, Correctional and Penal

| | |
|---|------------|
| Penitentiary, jail, house of detention | 162,650.00 |
| Parental school | |
| Probation department | 74,780.00 |
| County welfare board (old age pensions) | 283,470.48 |
| Crippled children's care | 15,000.00 |
| Tubercular children's care | |
| Tubercular patients | 498,400.00 |
| Mental patients | 635,000.00 |
| Epileptic patients | 64,000.00 |
| Feeble-minded patients | 143,000.00 |
| N. J. state board of children's guardians and widows pensions | 245,230.00 |
| N. J. commission for the blind | 27,500.00 |
| War veterans' burial and grave decorations | 3,360.00 |
| County aid to general hospitals | 250,000.00 |
| County hospitals | |
| Orphanages and children's shelters | |
| Poor farms, almshouses, welfare homes | 424,300.00 |
| Other | |

Education

| | |
|---|-----------|
| County superintendent of schools | 6,220.00 |
| Vocational schools | |
| County extension service—farm and home demonstrations | 20,630.00 |
| Junior colleges | |
| Other | |

Recreation

| | |
|---------------------------|------------|
| Park commission | \$6,400.00 |
|---------------------------|------------|

* Included in motor vehicle and/or county funds.

Unclassified

| | |
|--|------------------|
| Pension and retirement funds | \$71,311.00 |
| Insurance fund commission | |
| Bounties | 2,000.00 |
| Other | 203,520.00 |
| Contingent | <u>15,000.00</u> |

Total County Functions \$5,466,323.00

Capital Improvements \$15,000.00

Debt Service

| | |
|---|--------------|
| Redemption of Bonds | |
| Road and bridge bonds | \$100,000.00 |
| Park bonds | |
| Vocational school bonds | |
| Other bonds | 315,000.00 |
| Redemption of bond anticipation notes | |
| Interest on Bonds | |
| Road and bridge bonds | |
| Park bonds | |
| Vocational school bonds | |
| Other bonds | 192,616.25 |
| Interest on notes | |
| Expenses of bond sale | |

Total Debt Service \$607,616.25

Deferred Charges and Statutory Expenditures

| | |
|----------------------------------|--------------|
| Emergency revenues | \$179,500.00 |
| Other deferred charges | 986.52 |

Total County Expenditures \$6,269,425.77

Reserve for uncollected taxes

Grand Total Budget \$6,269,425.77

RECEIPTS AND REVENUES REALIZED IN 1952 TO MEET EXPENDITURES AND REQUIRED PAYMENTS

| | |
|---|--------------|
| Surplus revenue appropriated | \$450,000.00 |
| Miscellaneous revenues realized | 740,736.55 |
| State-aid revenues realized | 536,041.94 |
| Delinquent tax collections | |
| Current tax collections—1952 levy | 4,660,971.33 |
| Emergency borrowings | |

Total Receipts and Revenues \$6,387,749.82

CURRENT FINANCES, DECEMBER 31, 1952

| | |
|--|--------------|
| Cash | \$988,325.71 |
| Accounts receivable | 29,841.59 |
| State road aid receivable | |
| Other assets | 500.00 |
| Emergencies and deferred charges | 45,000.00 |

Total Assets \$1,063,667.30

| | |
|----------------------------|--------------|
| Cash liabilities | \$474,253.59 |
| Reserves | 30,341.59 |
| Surplus revenue | 559,072.12 |

Total Liabilities and Surplus \$1,063,667.30

CAPITAL DEBT, DECEMBER 31, 1952

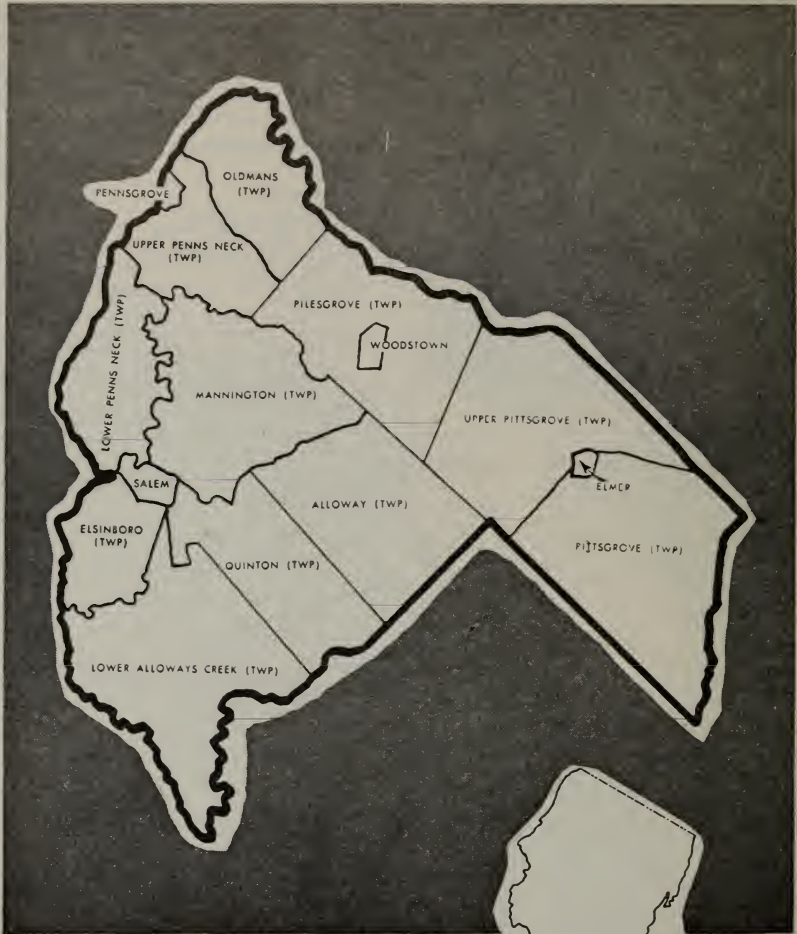
| | |
|----------------------|----------------|
| Gross debt | \$5,412,000.00 |
| Deductions | |

Net debt \$5,412,000.00

Average Assessed Valuations

| | |
|--|------------------|
| Real Property 1950-1951-1952 | \$413,022,717.00 |
| Per Cent of Net Debt | 1.31 |

SALEM COUNTY



County Seat: Salem

| | |
|--|-----------------|
| Population Census, 1950 | 49,508 |
| Land Area (sq. mi.) | 343.02 |
| Density (per sq. mi.) | 144.33 |
| Net Valuation Taxable | \$55,056,859.00 |
| Tax Levy (including Bank Stock Tax) | 635,000.00 |
| Tax Rate per \$100 of Valuation | 1.14 |



SALEM COUNTY

EXPENDITURES AND REQUIRED PAYMENTS FOR 1952

General Government

| | |
|---|-------------|
| Administrative and executive | \$15,530.00 |
| Department of Finance | |
| County treasurer's department | 10,150.00 |
| County auditor's department | 2,500.00 |
| Legal Department | |
| County counsel's department | 3,650.00 |
| County adjuster's department | 2,060.00 |
| Investigator's department | |
| Purchasing department | |
| County clerk | 21,700.00 |
| Clerk of the board | 1,750.00 |
| County register | |
| County surrogate | 13,450.00 |
| Buildings and grounds | 24,700.00 |

Judiciary

| | |
|--|-----------|
| General county courts | 46,750.00 |
| District Court | |
| Superior Court | |
| Prosecutor's office | 7,900.00 |
| Jury commission and juror's fees | 6,200.00 |
| Law library | 1,620.00 |

Regulation

| | |
|--|-----------|
| Sheriff's office | 19,650.00 |
| County police | |
| Weights and measures department | 3,990.00 |
| Board of taxation | 1,470.00 |
| Chief medical examiner or county physician | 3,200.00 |
| County health department | |
| Mosquito extermination commission | |
| Board of elections | 34,250.00 |
| Superintendent of elections | |
| Shade tree commission | |
| Other | 800.00 |

Roads and Bridges

| | |
|--------------------------------|------------|
| Motor vehicle funds | 390,083.93 |
| County funds | 45,100.00 |
| Lighting of highways | |
| Engineering | |
| Equipment | |

Charities, Correctional and Penal

| | |
|---|-----------|
| Penitentiary, jail, house of detention | 20,130.00 |
| Parental school | |
| Probation department | |
| County welfare board (old age pensions) | 67,823.00 |
| Crippled children's care | 2,600.00 |
| Tubercular children's care | |
| Tubercular patients | 31,050.00 |
| Mental patients | 85,100.00 |
| Epileptic patients | 13,750.00 |
| Feeble-minded patients | 29,950.00 |
| N. J. state board of children's guardians and widows pensions | 50,900.00 |
| N. J. commission for the blind | 7,640.00 |
| War veterans' burial and grave decorations | 1,000.00 |
| County aid to general hospitals | 47,030.00 |
| County hospitals | |
| Orphanages and children's shelters | |
| Poor farms, almshouses, welfare homes | 77,680.00 |
| Other | |

Education

| | |
|---|-----------|
| County superintendent of schools | 4,020.00 |
| Vocational schools | |
| County extension service—farm and home demonstrations | 19,370.00 |
| Junior colleges | |
| Other | |

Recreation

| | |
|---------------------------|-----------|
| Park commission | |
|---------------------------|-----------|

Unclassified

| | |
|--|-----------------|
| Pension and retirement funds | \$20,068.75 |
| Insurance fund commission | |
| Bounties | 500.00 |
| Other | 6,933.00 |
| Contingent | 2,200.00 |

Total County Functions **\$1,144,248.68**

Capital Improvements **\$323,000.00**

Debt Service

| | |
|---|-----------|
| Redemption of Bonds | |
| Road and bridge bonds | |
| Park bonds | |
| Vocational school bonds | |
| Other bonds | |
| Redemption of bond anticipation notes | |
| Interest on Bonds | |
| Road and bridge bonds | |
| Park bonds | |
| Vocational school bonds | |
| Other bonds | |
| Interest on notes | |
| Expenses of bond sale | |

Total Debt Service

Deferred Charges and Statutory Expenditures

| | |
|----------------------------------|-----------|
| Emergency revenues | |
| Other deferred charges | |

Total County Expenditures . . **\$1,467,248.68**

Reserve for uncollected taxes

Grand Total Budget **\$1,467,248.68**

RECEIPTS AND REVENUES REALIZED IN 1952 TO MEET EXPENDITURES AND REQUIRED PAYMENTS

| | |
|---|--------------|
| Surplus revenue appropriated | \$387,057.17 |
| Miscellaneous revenues realized | 120,113.71 |
| State-aid revenues realized | 388,384.30 |
| Delinquent tax collections | |
| Current tax collections—1952 levy | 635,000.00 |
| Emergency borrowings | |

Total Receipts and Revenues . . **\$1,530,555.18**

CURRENT FINANCES, DECEMBER 31, 1952

| | |
|--|--------------|
| Cash | \$256,403.20 |
| Accounts receivable | 64,783.48 |
| State road aid receivable | |
| Other assets | |
| Emergencies and deferred charges | |

Total Assets **\$321,186.68**

| | |
|----------------------------|-------------|
| Cash liabilities | \$41,030.89 |
| Reserves | 64,783.48 |
| Surplus revenue | 215,372.31 |

Total Liabilities and Surplus **\$321,186.68**

CAPITAL DEBT, DECEMBER 31, 1952

| | |
|----------------------|-----------|
| Gross debt | |
| Deductions | |
| Net debt | |

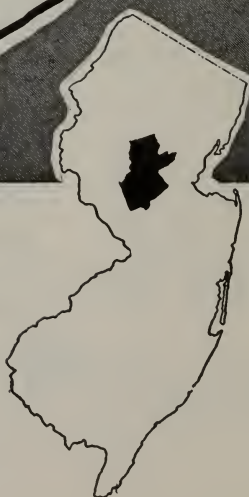
| | |
|--|-----------------|
| Average Assessed Valuations | |
| Real Property 1950-1951-1952 | \$36,522,754.00 |
| Per Cent of Net Debt | |

SOMERSET COUNTY



County Seat: Somerville

| | |
|--|-----------------|
| Population Census, 1950 | 99,052 |
| Land Area (sq. mi.) | 305.1 |
| Density (per sq. mi.) | 324.65 |
| Net Valuation Taxable | \$91,976,828.00 |
| Tax Levy (including Bank Stock Tax) | 880,560.31 |
| Tax Rate per \$100 of Valuation | 0.91 |



SOMERSET COUNTY

EXPENDITURES AND REQUIRED PAYMENTS FOR 1952

General Government

| | |
|---|-------------|
| Administrative and executive | \$41,917.97 |
| Department of Finance | |
| County treasurer's department | 5,025.00 |
| County auditor's department | |
| Legal Department | |
| County counsel's department | 5,700.00 |
| County adjuster's department | 7,014.00 |
| Investigator's department | |
| Purchasing department | |
| County clerk | 41,090.00 |
| Clerk of the board | 7,254.00 |
| County register | |
| County surrogate | 21,450.00 |
| Buildings and grounds | 39,192.40 |

Judiciary

| | |
|--|-----------|
| General county courts | 20,347.74 |
| District Court | 18,117.36 |
| Superior Court | |
| Prosecutor's office | 58,600.00 |
| Jury commission and juror's fees | 21,658.26 |
| Law library | 1,550.00 |

Regulation

| | |
|--|-----------|
| Sheriff's office | 15,782.00 |
| County police | |
| Weights and measures department | 8,283.28 |
| Board of taxation | 6,900.00 |
| Chief medical examiner or county physician | 3,992.00 |
| County health department | |
| Mosquito extermination commission | 20,961.00 |
| Board of elections | 51,744.65 |
| Superintendent of elections | |
| Shade tree commission | |
| Other | |

Roads and Bridges

| | |
|--------------------------------|------------|
| Motor vehicle funds | 242,033.66 |
| County funds | 62,150.00 |
| Lighting of highways | *2,740.00 |
| Engineering | *14,934.94 |
| Equipment | |

Charities, Correctional and Penal

| | |
|---|------------|
| Penitentiary, jail, house of detention | 27,375.00 |
| Parental school | |
| Probation department | 13,293.30 |
| County welfare board (old age pensions) | 48,073.50 |
| Crippled children's care | 11,000.00 |
| Tubercular children's care | |
| Tubercular patients | 70,838.00 |
| Mental patients | 123,000.00 |
| Epileptic patients | 17,600.00 |
| Feeble-minded patients | 34,000.00 |
| N. J. state board of children's guardians and widows pensions | 51,518.90 |
| N. J. commission for the blind | 4,531.46 |
| War veterans' burial and grave decorations | 2,508.00 |
| County aid to general hospitals | 59,500.00 |
| County hospitals | |
| Orphanages and children's shelters | |
| Poor farms, almshouses, welfare homes | |
| Other | |

Education

| | |
|---|-----------|
| County superintendent of schools | 6,650.00 |
| Vocational schools | |
| County extension service—farm and home demonstrations | 16,840.00 |
| Junior colleges | |
| Other | |

Recreation

| | |
|---------------------------|-----------|
| Park commission | |
|---------------------------|-----------|

* Included in motor vehicle and/or county funds.

Unclassified

| | |
|--|-------------|
| Pension and retirement funds | \$46,010.00 |
| Insurance fund commission | |
| Bounties | 1,400.00 |
| Other | 10,125.68 |
| Contingent | 500.00 |

Total County Functions \$1,245,527.16

Capital Improvements \$15,000.00

Debt Service

| | |
|---|--------------|
| Redemption of Bonds | |
| Road and bridge bonds | \$45,000.00 |
| Park bonds | |
| Vocational school bonds | |
| Other bonds | 49,000.00 |
| Redemption of bond anticipation notes | |
| Interest on Bonds | |
| Road and bridge bonds | \$,756.34 |
| Park bonds | |
| Vocational school bonds | |
| Other bonds | 25,831.50 |
| Interest on notes | |
| Expenses of bond sale | |
| Total Debt Service | \$123,587.84 |

Deferred Charges and Statutory

| | |
|-------------------------------------|----------------|
| Expenditures | |
| Emergency revenues | \$3,000.00 |
| Other deferred charges | 1,117.01 |
| Total County Expenditures | \$1,388,232.01 |

Reserve for uncollected taxes

Grand Total Budget \$1,388,232.01

RECEIPTS AND REVENUES REALIZED IN 1952 TO MEET EXPENDITURES AND REQUIRED PAYMENTS

| | |
|---|----------------|
| Surplus revenue appropriated | \$69,150.01 |
| Miscellaneous revenues realized | 153,112.78 |
| State-aid revenues realized | 318,585.81 |
| Delinquent tax collections | |
| Current tax collections—1952 levy | 880,560.31 |
| Emergency borrowings | |
| Total Receipts and Revenues | \$1,421,408.91 |

CURRENT FINANCES, DECEMBER 31, 1952

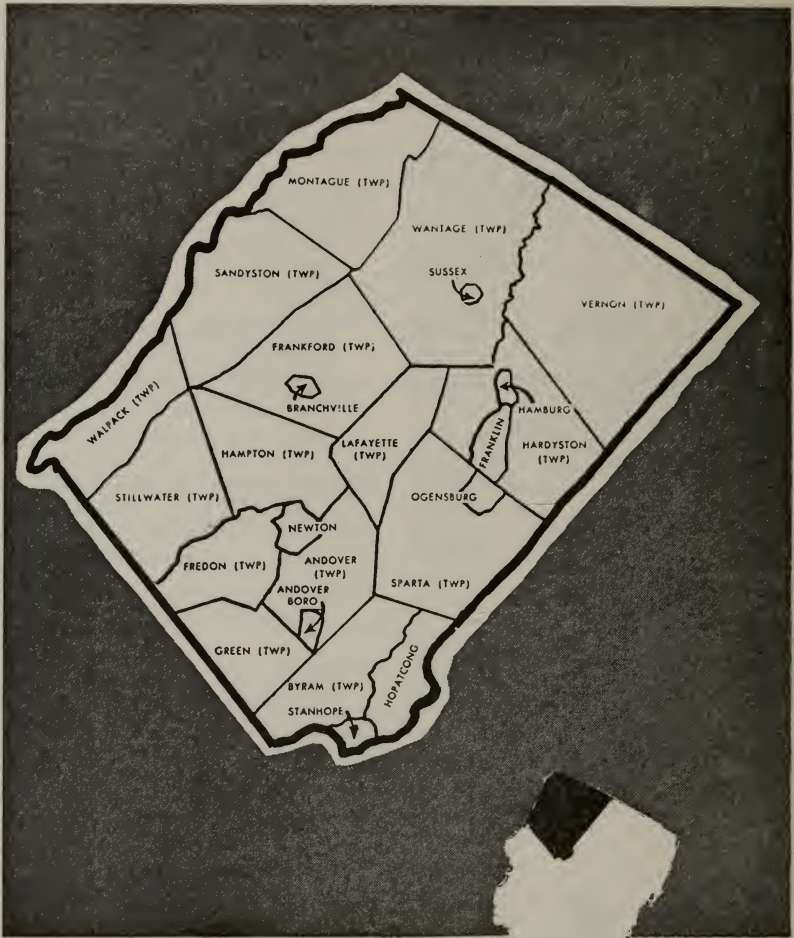
| | |
|--|--------------|
| Cash | \$144,854.87 |
| Accounts receivable | 38,836.83 |
| State road aid receivable | |
| Other assets | |
| Emergencies and deferred charges | 7,004.81 |
| Total Assets | \$190,696.51 |
| Cash liabilities | \$73,576.72 |
| Reserves | 38,836.83 |
| Surplus revenue | 78,282.96 |
| Total Liabilities and Surplus | \$190,696.51 |

CAPITAL DEBT, DECEMBER 31, 1952

| | |
|----------------------|----------------|
| Gross debt | \$1,735,000.00 |
| Deductions | |
| Net debt | \$1,735,000.00 |

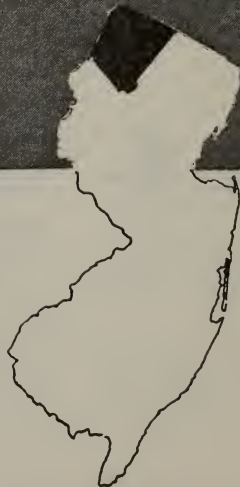
Average Assessed Valuations
Real Property 1950-1951-1952 \$76,470,458.00
Per Cent of Net Debt 2.27

SUSSEX COUNTY



County Seat: Newton

| | |
|--|-----------------|
| Population Census, 1950 | 34,423 |
| Land Area (sq. mi.) | 526.3 |
| Density (per sq. mi.) | 65.40 |
| Net Valuation Taxable | \$36,746,700.00 |
| Tax Levy (including Bank Stock Tax) | 764,461.31 |
| Tax Rate per \$100 of Valuation | 2.00 |



SUSSEX COUNTY

EXPENDITURES AND REQUIRED PAYMENTS FOR 1952

| | |
|------------------------------------|-------------|
| General Government | |
| Administrative and executive | \$20,500.00 |
| Department of Finance | |
| County treasurer's department .. | 10,380.00 |
| County auditor's department | |
| Legal Department | |
| County counsel's department ... | 3,998.63 |
| County adjuster's department .. | 499.92 |
| Investigator's department | |
| Purchasing department | |
| County clerk | 41,691.72 |
| Clerk of the board | 4,083.00 |
| County register | |
| County surrogate | 12,360.00 |
| Buildings and grounds | 28,721.60 |

| | |
|----------------------------------|-----------|
| Judiciary | |
| General county courts | 14,800.00 |
| District Court | 4,210.00 |
| Superior Court | |
| Prosecutor's office | 7,352.00 |
| Jury commission and juror's fees | 5,500.00 |
| Law library | 850.00 |

| | |
|--|-----------|
| Regulation | |
| Sheriff's office | 14,302.00 |
| County police | |
| Weights and measures department | 2,552.50 |
| Board of taxation | 4,450.00 |
| Chief medical examiner or county physician | 1,330.00 |
| County health department | |
| Mosquito extermination commission | 1,000.00 |
| Board of elections | 22,615.00 |
| Superintendent of elections | |
| Shade tree commission | 300.00 |
| Other | |

| | |
|----------------------------|------------|
| Roads and Bridges | |
| Motor vehicle funds | 552,224.45 |
| County funds | 175,083.84 |
| Lighting of highways | 2,650.00 |
| Engineering | 1,060.00 |
| Equipment | |

| | |
|---|-----------|
| Charities, Correctional and Penal | |
| Penitentiary, jail, house of detention | 9,772.13 |
| Parental school | |
| Probation department | 4,400.00 |
| County welfare board (old age pensions) | 53,995.00 |
| Crippled children's care | 1,100.00 |
| Tubercular children's care | 10,150.00 |
| Mental patients | 47,000.00 |
| Epileptic patients | 10,300.00 |
| Feeble-minded patients | 28,200.00 |
| N. J. state board of children's guardians and widows pensions | 47,516.00 |
| N. J. commission for the blind .. | 1,150.00 |
| War veterans' burial and grave decorations | 1,000.00 |
| County aid to general hospitals .. | 18,500.00 |
| County hospitals | |
| Orphanages and children's shelters | |
| Poor farms, almshouses, welfare homes | 38,487.66 |
| Other | 3,150.00 |

| | |
|---|-----------|
| Education | |
| County superintendent of schools .. | 5,950.12 |
| Vocational schools | 1,320.00 |
| County extension service—farm and home demonstrations | 19,526.00 |
| Junior colleges | |
| Other | |

| | |
|-----------------------|-------|
| Recreation | |
| Park commission | |

* Included in motor vehicle and/or county funds.

| | |
|-----------------------------------|----------------|
| Unclassified | |
| Pension and retirement funds | \$28,451.56 |
| Insurance fund commission | 11,900.00 |
| Bounties | 3,750.00 |
| Other | 21,690.00 |
| Contingent | 1,000.00 |
| Total County Functions | \$1,299,112.47 |

| | |
|-----------------------------------|-------------|
| Capital Improvements | \$60,420.00 |
|-----------------------------------|-------------|

| | |
|---|-------------|
| Debt Service | |
| Redemption of Bonds | |
| Road and bridge bonds | \$5,805.00 |
| Park bonds | |
| Vocational school bonds | |
| Other bonds | 4,195.00 |
| Redemption of bond anticipation notes | |
| Interest on Bonds | |
| Road and bridge bonds | 766.26 |
| Park bonds | |
| Vocational school bonds | |
| Other bonds | 553.74 |
| Interest on notes | 500.00 |
| Expenses of bond sale | |
| Total Debt Service | \$11,820.00 |

| | |
|--|----------------|
| Deferred Charges and Statutory Expenditures | |
| Emergency revenues | \$28,950.00 |
| Other deferred charges | 10,557.27 |
| Total County Expenditures .. | \$1,410,859.74 |
| Reserve for uncollected taxes | |
| Grand Total Budget | \$1,410,859.74 |

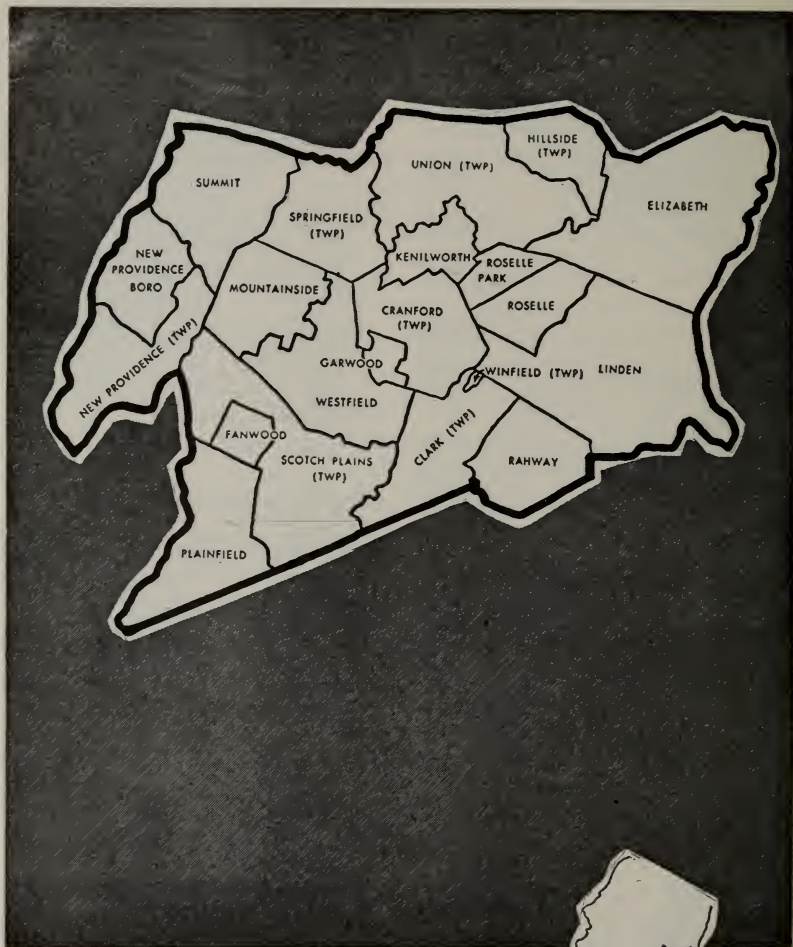
| | |
|--|----------------|
| RECEIPTS AND REVENUES REALIZED IN 1952 TO MEET EXPENDITURES AND REQUIRED PAYMENTS | |
| Surplus revenue appropriated | \$30,296.18 |
| Miscellaneous revenues realized | 62,278.81 |
| State-aid revenues realized | 555,224.45 |
| Delinquent tax collections | |
| Current tax collections—1952 levy .. | 764,461.31 |
| Emergency borrowings | |
| Total Receipts and Revenues .. | \$1,412,260.75 |

| | |
|--|--------------|
| CURRENT FINANCES, DECEMBER 31, 1952 | |
| Cash | \$130,944.60 |
| Accounts receivable | 15,649.27 |
| State road aid receivable | 45,050.28 |
| Other assets | |
| Emergencies and deferred charges .. | 24,384.36 |
| Total Assets | \$216,028.61 |
| Cash liabilities | \$154,815.21 |
| Reserves | 15,649.27 |
| Surplus revenue | 45,564.13 |
| Total Liabilities and Surplus .. | \$216,028.61 |

| | |
|--|-------------|
| CAPITAL DEBT, DECEMBER 31, 1952 | |
| Gross debt | \$51,355.00 |
| Deductions | 28,355.00 |
| Net debt | \$23,000.00 |

| | |
|------------------------------------|-----------------|
| Average Assessed Valuations | |
| Real Property 1950-1951-1952 .. | \$12,556,564.00 |
| Per Cent of Net Debt | 0.08 |

UNION COUNTY



County Seat: Elizabeth

| | |
|--|------------------|
| Population Census, 1950 | 398,138 |
| Land Area (sq. mi.) | 103.39 |
| Density (per sq. mi.) | 3,850.84 |
| Net Valuation Taxable | \$635,412,304.00 |
| Tax Levy (including Bank Stock Tax) | 5,446,963.64 |
| Tax Rate per \$100 of Valuation | 0.85 |

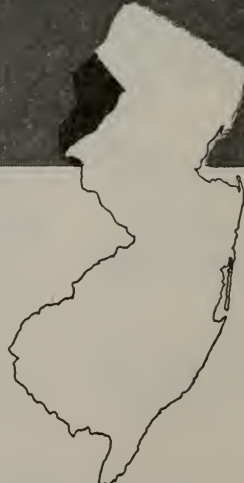
Note:—New Providence Township changed its name to Berkeley Heights Township in 1951.

WARREN COUNTY



County Seat: Belvidere

| | |
|--|-----------------|
| Population Census, 1950 | 54,374 |
| Land Area (sq. mi.) | 362.0 |
| Density (per sq. mi.) | 150.2 |
| Net Valuation Taxable | \$48,123,075.00 |
| Tax Levy (including Bank Stock Tax) | 665,713.11 |
| Tax Rate per \$100 of Valuation | 1.33 |



WARREN COUNTY

EXPENDITURES AND REQUIRED PAYMENTS FOR 1952

General Government

| | |
|---|-------------|
| Administrative and executive | \$19,900.00 |
| Department of Finance | |
| County treasurer's department | 2,250.00 |
| County auditor's department | |
| Legal Department | |
| County counsel's department | 2,400.00 |
| County adjuster's department | 1,685.00 |
| Investigator's department | |
| Purchasing department | |
| County clerk | 26,275.00 |
| Clerk of the board | 8,600.00 |
| County register | |
| County surrogate | 11,750.00 |
| Buildings and grounds | 12,322.91 |

Judiciary

| | |
|--|-----------|
| General county courts | 19,000.00 |
| District Court | 11,615.00 |
| Superior Court | |
| Prosecutor's office | 4,960.00 |
| Jury commission and juror's fees | 5,650.00 |
| Law Library | 1,500.00 |

Regulation

| | |
|--|-----------|
| Sheriff's office | 10,100.00 |
| County police | |
| Weights and measures department | 7,265.00 |
| Board of taxation | 2,800.17 |
| Chief medical examiner or county physician | 1,250.00 |
| County health department | |
| Mosquito extermination commission | 315.33 |
| Board of elections | 27,400.00 |
| Superintendent of elections | |
| Shade tree commission | |
| Other | |

Roads and Bridges

| | |
|--------------------------------|------------|
| Motor vehicle funds | 292,830.00 |
| County funds | 76,475.00 |
| Lighting of highways | |
| Engineering | |
| Equipment | |

Charities, Correctional and Penal

| | |
|---|-----------|
| Penitentiary, jail, house of detention | 6,480.00 |
| Parental school | |
| Probation department | 3,550.00 |
| County welfare board (old age pensions) | 52,871.36 |
| Crippled children's care | 3,500.00 |
| Tubercular children's care | |
| Tubercular patients | 17,000.00 |
| Mental patients | 85,000.00 |
| Epileptic patients | 12,500.00 |
| Feeble-minded patients | 26,000.00 |
| N. J. state board of children's guardians and widows pensions | 66,828.08 |
| N. J. commission for the blind | 2,500.00 |
| War veterans' burial and grave decorations | 3,600.00 |
| County aid to general hospitals | 35,000.00 |
| County hospitals | |
| Orphanages and children's shelters | 500.00 |
| Poor farms, almshouses, welfare homes | 59,210.00 |
| Other | 7,700.00 |

Education

| | |
|---|-----------|
| County superintendent of schools | 3,775.00 |
| Vocational schools | |
| County extension service—farm and home demonstrations | 14,850.00 |
| Junior colleges | |
| Other | 1,000.00 |

Recreation

| | |
|---------------------------|-------|
| Park commission | |
|---------------------------|-------|

Unclassified

| | |
|--|-------------|
| Pension and retirement funds | \$30,727.00 |
| Insurance fund commission | 12,331.92 |
| Bounties | 3,500.00 |
| Other | 300.00 |

Contingent

| | |
|----------------------------------|--------------|
| Total County Functions | \$995,566.77 |
|----------------------------------|--------------|

Capital Improvements

Debt Service

| | |
|---|-------------|
| Redemption of Bonds | |
| Road and bridge bonds | |
| Park bonds | |
| Vocational school bonds | |
| Other bonds | \$20,000.00 |
| Redemption of bond anticipation notes | |
| Interest on Bonds | |
| Road and bridge bonds | |
| Park bonds | |
| Vocational school bonds | |
| Other bonds | 7,980.00 |
| Interest on notes | |
| Expenses of bond sale | |
| Total Debt Service | \$27,980.00 |

Deferred Charges and Statutory Expenditures

| | |
|----------------------------------|----------|
| Emergency revenues | |
| Other deferred charges | \$134.06 |

Total County Expenditures .. **\$1,023,680.83**

Reserve for uncollected taxes

Grand Total Budget **\$1,023,680.83**

RECEIPTS AND REVENUES REALIZED IN 1952 TO MEET EXPENDITURES AND REQUIRED PAYMENTS

| | |
|---|----------------|
| Surplus revenue appropriated | \$60,000.00 |
| Miscellaneous revenues realized | 67,722.80 |
| State-aid revenues realized | 302,291.30 |
| Delinquent tax collections | |
| Current tax collections—1952 levy | 665,713.11 |
| Emergency borrowings | |
| Total Receipts and Revenues | \$1,095,727.21 |

CURRENT FINANCES, DECEMBER 31, 1952

| | |
|--|--------------|
| Cash | \$209,183.21 |
| Accounts receivable | 288.17 |
| State road aid receivable | |
| Other assets | |
| Emergencies and deferred charges | 315.33 |
| Total Assets | \$209,786.71 |

| | |
|----------------------------|-------------|
| Cash liabilities | \$60,834.09 |
| Reserves | 288.17 |
| Surplus revenue | 148,664.45 |

Total Liabilities and Surplus **\$209,786.71**

CAPITAL DEBT, DECEMBER 31, 1952

| | |
|----------------------|--------------|
| Gross debt | \$379,000.00 |
| Deductions | |
| Net debt | \$379,000.00 |

| | |
|--|-----------------|
| Average Assessed Valuations | |
| Real Property 1950-1951-1952 | \$39,225,294.00 |
| Per Cent of Net Debt | 0.96 |

ACCUMULATED TOTALS FOR ALL COUNTIES—1952



Accumulated Totals for All Counties—1952

| | |
|--|--------------------|
| Population Census, 1950 | 4,835,329 |
| Land Area (sq. mi.) | 7,509.14 |
| Density (per sq. mi.) | 643.93 |
| Net Valuation Taxable | \$6,341,623,884.00 |
| Tax Levy (including Bank Stock Tax) | 79,536,276.72 |

ACCUMULATED TOTALS FOR ALL COUNTIES—1952

EXPENDITURES AND REQUIRED PAYMENTS FOR 1952

General Government

| | |
|---|----------------|
| Administrative and executive | \$1,544,570.75 |
| Department of Finance | |
| County treasurer's department | 561,970.90 |
| County auditor's department | 52,821.80 |
| Legal Department | |
| County counsel's department | 314,574.55 |
| County adjuster's department | 197,450.97 |
| Investigator's department | 20,616.93 |
| Purchasing department | 269,023.95 |
| County clerk | 2,192,015.16 |
| Clerk of the board | 349,309.90 |
| County register | 614,804.88 |
| County surrogate | 776,637.23 |
| Buildings and grounds | 4,698,152.03 |

Judiciary

| | |
|--|--------------|
| General county courts | 3,228,949.30 |
| District Court | 1,294,570.78 |
| Superior Court | 29,570.56 |
| Prosecutor's office | 1,766,829.67 |
| Jury commission and juror's fees | 705,437.55 |
| Law library | 52,406.50 |

Regulation

| | |
|--|--------------|
| Sheriff's office | 1,017,852.20 |
| County police | 715,328.47 |
| Weights and measures department | 204,262.55 |
| Board of taxation | 323,357.90 |
| Chief medical examiner or county physician | 272,347.45 |
| County health department | 265,483.48 |
| Mosquito extermination commission | 972,778.67 |
| Board of elections | 1,853,301.46 |
| Superintendent of elections | 1,122,179.45 |
| Shade tree commission | 121,041.80 |
| Other | 90,680.84 |

Roads and Bridges

| | |
|--------------------------------|--------------|
| Motor vehicle funds | 8,855,829.70 |
| County funds | 5,188,547.36 |
| Lighting of highways | *194,427.00 |
| Engineering | *794,871.13 |
| Equipment | *98,958.35 |

Charities, Correctional and Penal

| | |
|---|---------------|
| Penitentiary, jail, house of detention | 3,503,197.65 |
| Parental school | 303,774.98 |
| Probation department | 1,278,493.30 |
| County welfare board (old age pensions) | 3,957,128.42 |
| Crippled children's care | 165,573.41 |
| Tubercular children's care | 6,075.54 |
| Tubercular patients | 8,168,627.44 |
| Mental patients | 11,453,364.72 |
| Epileptic patients | 912,738.79 |
| Feeble-minded patients | 1,890,924.97 |
| N. J. state board of children's guardians and widows pensions | 3,629,011.44 |
| N. J. commission for the blind | 340,610.57 |
| War veterans' burial and grave decorations | 124,728.45 |
| County aid to general hospitals | 5,251,683.88 |
| County hospitals | 2,141,518.38 |
| Orphanages and children's shelters | 165,340.26 |
| Poor farms, almshouses, welfare homes | 2,369,761.18 |
| Other | 312,111.60 |

Education

| | |
|---|--------------|
| County superintendent of schools | 180,021.05 |
| Vocational schools | 1,792,032.50 |
| County extension service—farm and home demonstrations | 405,949.27 |
| Junior colleges | 27,500.00 |
| Other | 37,417.67 |

Recreation

| | |
|---------------------------|--------------|
| Park commission | 2,889,308.38 |
|---------------------------|--------------|

* Included in motor vehicle and/or county funds.

Unclassified

| | |
|--|------------------------|
| Pension and retirement funds | \$2,426,216.01 |
| Insurance fund commission | 266,416.92 |
| Bounties | 19,639.50 |
| Other | 1,814,694.93 |
| Contingent | 127,615.53 |
| Total County Functions | \$95,634,181.38 |

Capital Improvements \$1,272,418.25

Debt Service

| | |
|---|----------------|
| Redemption of Bonds | |
| Road and bridge bonds | \$1,955,755.00 |
| Park bonds | 197,000.00 |
| Vocational school bonds | 30,000.00 |
| Other bonds | 5,304,436.71 |
| Redemption of bond anticipation notes | |
| Interest on Bonds | |
| Road and bridge bonds | 409,444.75 |
| Park bonds | 319,290.00 |
| Vocational school bonds | 21,015.00 |
| Other bonds | 1,894,278.94 |
| Interest on notes | 120,070.15 |
| Expenses of bond sale | 6,536.74 |

Total Debt Service \$10,257,827.29

Deferred Charges and Statutory Expenditures

| | |
|----------------------------------|----------------|
| Emergency revenues | \$1,240,758.33 |
| Other deferred charges | 239,377.81 |

Total County Expenditures . . \$108,644,563.06

Reserve for uncollected taxes \$129,838.29

Grand Total Budget \$108,774,401.35

RECEIPTS AND REVENUES REALIZED IN 1952 TO MEET EXPENDITURES AND REQUIRED PAYMENTS

| | |
|---|----------------|
| Surplus revenue appropriated | \$6,580,928.81 |
| Miscellaneous revenues realized | 11,224,034.34 |
| State-aid revenues realized | 14,021,383.21 |
| Delinquent tax collections | |
| Current tax collections—1952 levy | 79,536,276.72 |
| Emergency borrowings | |

Total Receipts and Revenues . . \$111,362,623.08

CURRENT FINANCES, DECEMBER 31, 1952

| | |
|--|-----------------|
| Cash | \$15,266,853.06 |
| Accounts receivable | 2,087,936.47 |
| State road aid receivable | 73,590.97 |
| Other assets | 138,205.71 |
| Emergencies and deferred charges | 1,077,868.84 |

Total Assets \$18,644,455.05

| | |
|----------------------------|----------------|
| Cash liabilities | \$6,154,628.51 |
| Reserves | 2,230,574.17 |
| Surplus revenue | 10,259,252.37 |

Total Liabilities and Surplus \$18,644,455.05

CAPITAL DEBT, DECEMBER 31, 1952

| | |
|----------------------|-----------------|
| Gross debt | \$96,197,596.00 |
| Deductions | 6,144,220.00 |

Net debt \$90,053,376.00

Average Assessed Valuations

Real Property 1950-1951-1952 \$5,408,220,870.00

Per Cent of Net Debt 1.64

ABSECON CITY—ATLANTIC COUNTY

Population Census, 1950—2,355

Land Area 5.87 sq. mi.

Net Valuation Taxable \$1,374,870

EXPENDITURES AND REQUIRED PAYMENTS FOR 1952

| | |
|---|--------------------|
| General Government | |
| Administrative and executive | \$16,349.50 |
| Assessment and collection of taxes .. | 8,916.58 |
| Finance Department | 360.00 |
| Protection to Persons & Property | |
| Fire | 6,484.37 |
| Police | 11,741.97 |
| Other | |
| Streets and Roads | |
| Repairs and maintenance | 15,661.61 |
| Street lighting | 5,797.13 |
| Sanitation | |
| Street cleaning | |
| Garbage and ash removal | 1,766.00 |
| Sewers | |
| Health and Charities | |
| Health service | 2,128.78 |
| Poor (including relief) | 2,500.00 |
| Hospitals (aid and maintenance) .. | 300.00 |
| Other | |
| Recreation | |
| Beaches and boardwalks | |
| Parks and playgrounds | 148.65 |
| Other | |
| Educational | |
| (Exclusive of school districts) .. | 175.00 |
| Unclassified Purposes | |
| (Including contingent) | 594.29 |
| SUB-TOTAL—Municipal functions.. | \$72,923.88 |

| | | |
|--|------------------|----------------|
| Per Capita—Municipal functions | | \$30.97 |
| Capital imp'ts and capital imp't fund | \$6,901.11 | |
| Debt Service | | |
| Principal payments .. | \$7,000.00 | |
| Interest payments .. | 6,200.00 | |
| Total | 13,200.00 | |
| Per Capita Debt Service | | \$5.61 |
| Deferred Charges and Statutory Expenditures | | |
| Emergencies | | |
| Other deferred chgs. | \$162.82 | |
| Total | 162.82 | |

| | |
|---|--------------------|
| TOTAL—Municipal expenditures ... | \$93,187.81 |
|---|--------------------|

| | |
|---|------------------|
| Required Payments for Local School, County, and Special District Taxes | 92,420.95 |
|---|------------------|

| | |
|---|---------------------|
| TOTAL EXPENDITURES AND REQUIRED PAYMENTS | \$185,608.76 |
|---|---------------------|

| | |
|-------------------------------------|-------------|
| Reserve for uncollected taxes | \$20,188.22 |
|-------------------------------------|-------------|

| | |
|---------------------------------|---------------------|
| GRAND TOTAL—Budget | \$205,796.98 |
|---------------------------------|---------------------|

RECEIPTS AND REVENUES REALIZED IN 1952 TO MEET EXPENDITURES AND REQUIRED PAYMENTS

| | |
|------------------------------------|-------------|
| Surplus revenue appropriated .. | \$47,000.00 |
| Miscellaneous revenues realized. . | 36,572.73 |
| State aid revenues realized | 7,003.00 |
| Delinquent taxes including | |
| Liens—1952 collections | 12,026.75 |
| Current taxes—1952 collections.. | 114,306.05 |
| Emergency borrowings | |

| | |
|---|---------------------|
| TOTAL RECEIPTS AND REVENUES REALIZED | \$216,908.53 |
|---|---------------------|

CAPITAL OUTLAY—1952

| | |
|----------------------------------|-------|
| Beaches and boardwalks | |
| Buildings and equipment | |
| Parks and playgrounds | |
| Sewers | |
| Streets, roads and bridges | |
| Water supply | |
| Other | |

| | |
|------------------------------|---------------|
| Tax rate | \$8.82 |
| Local school tax rate | 5.00 |
| County tax rate | 1.72 |
| Local purpose tax rate | 2.10 |

TAXES

| | | |
|--|---------------------|--|
| Local school tax ... | \$68,837.67 | |
| County taxes | 23,583.28 | |
| Special district taxes | | |
| Local purpose levy | 92,420.95 | |
| | 30,135.15 | |
| Total tax levy (tax duplicate) .. | \$122,556.10 | |

| | |
|--|----------------|
| Per Capita Total Tax Levy | \$52.04 |
|--|----------------|

Current

| | |
|--|--------------------|
| 1952 taxes levied (total) | \$125,481.30 |
| Collected in 1952 | 114,306.05 |
| Per cent of levy collected in 1952 ... | 91.09 |
| Transferred to liens | |
| Cancelled, abated or adjusted | |
| Outstanding December 31, 1952 .. | \$11,175.25 |

All Prior Years Outstanding

| | |
|---------------------------------|-----------------|
| Balance January 1, 1952 | \$5,650.25 |
| Collected in 1952 | 5,380.15 |
| Balance December 31, 1952 | \$270.10 |

Tax Title Liens Outstanding

| | |
|---------------------------------|---------------------|
| Balance January 1, 1952 | \$119,543.10 |
| Redeemed by cash | 6,646.60 |
| Balance December 31, 1952 | \$112,896.50 |

Property Acquired by Deed or Foreclosure

| | |
|---------------------------------|--------------------|
| Balance January 1, 1952 | \$81,412.00 |
| Sale for cash | 68,160.00 |
| Balance December 31, 1952 | \$13,252.00 |

CAPITAL DEBT, DECEMBER 31, 1952

| | |
|------------------------------------|---------------------|
| Gross Debt | |
| School debt | |
| Self-liquidating debt. | |
| Other capital debt .. | \$148,000.00 |
| TOTAL GROSS DEBT | \$148,000.00 |
| Per Capita Gross Debt | \$62.85 |

Deductions for

| | |
|-------------------------------|---------------------|
| School debt | |
| Self-liquidating debt. | |
| Other capital debt .. | |
| TOTAL DEDUCTIONS | |
| NET DEBT | \$148,000.00 |

Average Assessed Valuations

| | |
|---------------------------------|----------------|
| Real Property 1950-1951-1952 .. | \$1,294,560.00 |
| Per Cent of Net Debt | 11.43 |

CURRENT FINANCES DECEMBER 31, 1952

| | |
|--|---------------------|
| Cash | \$145,524.98 |
| Taxes receivable | 11,445.35 |
| Tax title liens | 112,896.50 |
| Foreclosed property | 13,252.00 |
| Accounts receivable | |
| State road aid receivable | 1,500.00 |
| Emergencies and deferred charges .. | 250.00 |
| TOTAL ASSETS | \$284,868.83 |
| Cash liabilities | \$9,895.86 |
| Reserves | 137,593.85 |
| Surplus revenue | 137,379.12 |
| TOTAL LIABILITIES AND SURPLUS | \$284,868.83 |

ALEXANDRIA TOWNSHIP—HUNTERDON COUNTY

Population Census, 1950—1,369

Land Area 28.2 sq. mi.

Net Valuation Taxable \$1,003,564

EXPENDITURES AND REQUIRED PAYMENTS FOR 1952

| | |
|---|--------------------|
| General Government | |
| Administrative and executive | \$3,907.68 |
| Assessment and collection of taxes | 1,100.00 |
| Finance Department | 500.00 |
| Protection to Persons & Property | |
| Fire | 700.00 |
| Police | 700.00 |
| Other | |
| Streets and Roads | |
| Repairs and maintenance | 14,400.00 |
| Street lighting | 700.00 |
| Sanitation | |
| Street cleaning | |
| Garbage and ash removal | |
| Sewers | |
| Health and Charities | |
| Health service | 340.00 |
| Poor (including relief) | 350.00 |
| Hospitals (aid and maintenance) | |
| Other | |
| Recreation | |
| Beaches and boardwalks | |
| Parks and playgrounds | |
| Other | |
| Educational | |
| (Exclusive of school districts) .. | |
| Unclassified Purposes | |
| (Including contingent) | 100.00 |
| SUB-TOTAL—Municipal functions.. | \$22,797.68 |

| | |
|---|----------------|
| Per Capita—Municipal functions | \$16.65 |
| Capital imp'ts and capital imp't fund | |
| Debt Service | |
| Principal payments .. | |
| Interest payments .. | |
| Total | |

| | |
|--|----------------|
| Per Capita Debt Service | |
| Deferred Charges and Statutory Expenditures | |
| Emergencies | |
| Other deferred chgs. | \$38.19 |
| Total | \$38.19 |

| | |
|---|--------------------|
| TOTAL—Municipal expenditures .. | \$22,835.87 |
| Required Payments for Local School, County, and Special District Taxes | 61,814.51 |

TOTAL EXPENDITURES AND REQUIRED PAYMENTS

| | |
|-------------------------------------|--------------------|
| Reserve for uncollected taxes | \$14,003.55 |
| GRAND TOTAL—Budget | \$98,653.93 |

RECEIPTS AND REVENUES REALIZED IN 1952 TO MEET EXPENDITURES AND REQUIRED PAYMENTS

| | |
|---|--------------------|
| Surplus revenue appropriated .. | \$6,500.00 |
| Miscellaneous revenues realized .. | 9,141.34 |
| State aid revenues realized | 6,376.00 |
| Delinquent taxes including | |
| liens—1952 collections | 9,542.89 |
| Current taxes—1952 collections .. | 57,277.17 |
| Emergency borrowings | |
| TOTAL RECEIPTS AND REVENUES REALIZED | \$88,837.40 |

CAPITAL OUTLAY—1952

| | |
|----------------------------------|-------|
| Beaches and boardwalks | |
| Buildings and equipment | |
| Parks and playgrounds | |
| Sewers | |
| Streets, roads and bridges | |
| Water supply | |
| Other | |

| | |
|------------------------------|---------------|
| Tax rate | \$7.00 |
| Local school tax rate | 5.16 |
| County tax rate | 1.00 |
| Local purpose tax rate | 0.84 |

TAXES

| | | |
|--|------------------|----------|
| Local school tax ... | \$51,777.00 | |
| County taxes | 10,037.51 | |
| Special district taxes | | |
| Local purpose levy | 61,814.51 | 8,340.74 |
| Total tax levy (tax duplicate) .. | 70,155.25 | |

| | |
|--|----------------|
| Per Capita Total Tax Levy | \$51.25 |
|--|----------------|

| | |
|--|-------------|
| Current | |
| 1952 taxes levied (total) | \$70,644.03 |
| Collected in 1952 | 57,277.17 |
| Per cent of levy collected in 1952 ... | 81.07 |
| Transferred to liens | 23.00 |
| Cancelled, abated or adjusted .. | |
| Outstanding December 31, 1952 .. | \$13,343.86 |

| | |
|------------------------------------|-------------|
| All Prior Years Outstanding | |
| Balance January 1, 1952 | \$10,779.36 |
| Collected in 1952 | 9,542.89 |
| Balance December 31, 1952 | \$1,193.86 |

| | |
|------------------------------------|-------|
| Tax Title Liens Outstanding | |
| Balance January 1, 1952 | |
| Redeemed by cash | |
| Balance December 31, 1952 | |

| | |
|---|-------|
| Property Acquired by Deed or Foreclosure | |
| Balance January 1, 1952 | |
| Sale for cash | |
| Balance December 31, 1952 | |

CAPITAL DEBT, DECEMBER 31, 1952

| | |
|------------------------------------|--------------------|
| Gross Debt | |
| School debt | \$99,000.00 |
| Self-liquidating debt | |
| Other capital debt .. | |
| TOTAL GROSS DEBT | \$99,000.00 |
| Per Capita Gross Debt | \$72.32 |

| | |
|-------------------------------|------------------|
| Deductions for | |
| School debt | \$50,258.00 |
| Self-liquidating debt | |
| Other capital debt .. | |
| TOTAL DEDUCTIONS | 50,258.00 |

| | |
|-----------------------|--------------------|
| NET DEBT | \$48,742.00 |
|-----------------------|--------------------|

| | |
|------------------------------------|--------------|
| Average Assessed Valuations | |
| Real Property 1950-1951-1952 .. | \$837,629.00 |
| Per Cent of Net Debt | 5.81 |

CURRENT FINANCES DECEMBER 31, 1952

| | |
|-------------------------------------|--------------------|
| Cash | \$50,935.60 |
| Taxes receivable | 14,537.72 |
| Tax title liens | |
| Foreclosed property | 5.00 |
| Accounts receivable | |
| State road aid receivable | 4,509.01 |
| Emergencies and deferred charges .. | 22.68 |
| TOTAL ASSETS | \$70,010.01 |

| | |
|--|--------------------|
| Cash liabilities | \$30,863.96 |
| Reserves | 14,542.72 |
| Surplus revenue | 24,603.33 |
| TOTAL LIABILITIES AND SURPLUS | \$70,010.01 |

ALLAMUCHY TOWNSHIP—WARREN COUNTY

Population Census, 1950—736

Land Area 20.1 sq. mi.

Net Valuation Taxable \$681,783

EXPENDITURES AND REQUIRED PAYMENTS FOR 1952

| | |
|---|--------------------|
| General Government | |
| Administrative and executive | \$1,820.76 |
| Assessment and collection of taxes | 620.00 |
| Finance Department | 154.50 |
| Protection to Persons & Property | |
| Fire | 200.00 |
| Police | 60.00 |
| Other | |
| Streets and Roads | |
| Repairs and maintenance | 7,332.52 |
| Street lighting | |
| Sanitation | |
| Street cleaning | |
| Garbage and ash removal | |
| Sewers | |
| Health and Charities | |
| Health service | 165.96 |
| Poor (including relief) | 40.00 |
| Hospitals (aid and maintenance) | 17.81 |
| Other | 51.45 |
| Recreation | |
| Beaches and boardwalks | |
| Parks and playgrounds | |
| Other | |
| Educational | |
| (Exclusive of school districts) .. | |
| Unclassified Purposes | |
| (Including contingent) | 100.00 |
| SUB-TOTAL—Municipal functions.. | \$10,563.00 |

| | |
|---|----------------|
| Per Capita—Municipal functions | \$14.35 |
| Capital imp'ts and capital imp't fund | \$500.00 |

| | |
|--------------------------|--------------|
| Debt Service | |
| Principal payments | |
| Interest payments | \$20.00 |
| Total | 20.00 |

| | |
|--------------------------------------|---------------|
| Per Capita Debt Service | \$0.03 |
|--------------------------------------|---------------|

| | |
|--|--|
| Deferred Charges and Statutory Expenditures | |
| Emergencies | |
| Other deferred chgs. | |
| Total | |

| | |
|--|--------------------|
| TOTAL—Municipal expenditures .. | \$11,083.00 |
|--|--------------------|

| | |
|---|------------------|
| Required Payments for Local School, County, and Special District Taxes | |
| | 36,770.78 |

| | |
|---|--------------------|
| TOTAL EXPENDITURES AND REQUIRED PAYMENTS | \$47,853.78 |
|---|--------------------|

| | |
|-------------------------------------|------------|
| Reserve for uncollected taxes | \$7,663.13 |
|-------------------------------------|------------|

| | |
|---------------------------------|--------------------|
| GRAND TOTAL—Budget | \$55,516.91 |
|---------------------------------|--------------------|

RECEIPTS AND REVENUES REALIZED IN 1952 TO MEET EXPENDITURES AND REQUIRED PAYMENTS

| | |
|------------------------------------|------------|
| Surplus revenue appropriated .. | \$3,000.00 |
| Miscellaneous revenues realized .. | 5,018.11 |
| State aid revenues realized | 1,901.00 |
| Delinquent taxes including | |
| liens—1952 collections | 6,021.14 |
| Current taxes—1952 collections .. | 36,767.08 |
| Emergency borrowings | |

| | |
|---|--------------------|
| TOTAL RECEIPTS AND REVENUES REALIZED | \$52,707.33 |
|---|--------------------|

CAPITAL OUTLAY—1952

| | |
|----------------------------------|--|
| Beaches and boardwalks | |
| Buildings and equipment | |
| Parks and playgrounds | |
| Sewers | |
| Streets, roads and bridges | |
| Water supply | |
| Other | |

| | |
|------------------------------|---------------|
| Tax rate | \$5.06 |
| Local school tax rate | 4.02 |
| County tax rate | 1.38 |
| Local purpose tax rate | 0.56 |

TAXES

| | |
|--|--------------------|
| Local school tax .. | \$27,377.00 |
| County taxes | 9,393.78 |
| Special district taxes | |
| Local purpose levy | \$36,770.78 |
| | 3,846.13 |
| Total tax levy (tax duplicate) .. | \$40,616.91 |

| | |
|--|----------------|
| Per Capita Total Tax Levy | \$55.19 |
|--|----------------|

| | |
|---------------------------------------|-------------|
| Current | |
| 1952 taxes levied (total) | \$40,634.34 |
| Collected in 1952 | 36,767.08 |
| Per cent of levy collected in 1952 .. | 90.48 |
| Transferred to liens | 34.26 |
| Cancelled, abated or adjusted | |
| Outstanding December 31, 1952 .. | \$3,833.00 |

| | |
|------------------------------------|------------|
| All Prior Years Outstanding | |
| Balance January 1, 1952 | \$6,553.47 |
| Collected in 1952 | 6,021.14 |
| Balance December 31, 1952 | \$518.19 |

| | |
|------------------------------------|----------|
| Tax Title Liens Outstanding | |
| Balance January 1, 1952 | \$411.38 |
| Redeemed by cash | |
| Balance December 31, 1952 | \$445.64 |

| | |
|---|--|
| Property Acquired by Deed or Foreclosure | |
| Balance January 1, 1952 | |
| Sale for cash | |
| Balance December 31, 1952 | |

CAPITAL DEBT, DECEMBER 31, 1952

| | |
|------------------------------------|-------------------|
| Gross Debt | |
| School debt | \$2,000.00 |
| Self-liquidating debt | |
| Other capital debt .. | |
| TOTAL GROSS DEBT | \$2,000.00 |
| Per Capita Gross Debt | \$2.72 |

| | |
|-------------------------------|-----------------|
| Deductions for | |
| School debt | \$2,000.00 |
| Self-liquidating debt | |
| Other capital debt .. | |
| TOTAL DEDUCTIONS | 2,000.00 |

NET DEBT

| | |
|------------------------------------|--------------|
| Average Assessed Valuations | |
| Real Property 1950-1951-1952 .. | \$523,276.00 |
| Per Cent of Net Debt | |

CURRENT FINANCES DECEMBER 31, 1952

| | |
|-------------------------------------|--------------------|
| Cash | \$25,940.92 |
| Taxes receivable | 4,351.19 |
| Tax title liens | 445.64 |
| Foreclosed property | |
| Accounts receivable | 599.00 |
| State road aid receivable | |
| Emergencies and deferred charges .. | |
| TOTAL ASSETS | \$31,336.75 |

| | |
|------------------------|-------------|
| Cash liabilities | \$10,691.44 |
| Reserves | 5,395.83 |
| Surplus revenue | 15,249.48 |

| | |
|--|--------------------|
| TOTAL LIABILITIES AND SURPLUS | \$31,336.75 |
|--|--------------------|

ALLEDALE BOROUGH—BERGEN COUNTY

Population Census, 1950—2,409 Land Area 2.8 sq. mi. Net Valuation Taxable \$2,537,271

| | |
|--|--------------------|
| EXPENDITURES AND REQUIRED PAYMENTS FOR 1952 | |
| General Government | |
| Administrative and executive | \$15,300.00 |
| Assessment and collection of taxes | 4,050.00 |
| Finance Department | |
| Protection to Persons & Property | |
| Fire | 6,800.00 |
| Police | 12,650.00 |
| Other | |
| Streets and Roads | |
| Repairs and maintenance | 7,200.00 |
| Street lighting | 5,800.00 |
| Sanitation | |
| Street cleaning | |
| Garbage and ash removal | |
| Sewers | |
| Health and Charities | |
| Health service | 1,800.00 |
| Poor (including relief) | 200.00 |
| Hospitals (aid and maintenance) | 100.00 |
| Other | |
| Recreation | |
| Benches and boardwalks | |
| Parks and playgrounds | 2,750.00 |
| Other | |
| Educational | |
| (Exclusive of school districts) .. | 400.00 |
| Unclassified Purposes | |
| (Including contingent) | 900.00 |
| SUB-TOTAL—Municipal functions.. | \$57,950.00 |

| | |
|---|----------------|
| Per Capita—Municipal functions | \$24.06 |
| Capital imp'ts and capital imp't fund | \$36,350.00 |
| Debt Service | |
| Principal payments | |
| Interest payments | |
| Total | |
| Per Capita Debt Service | |
| Deferred Charges and Statutory Expenditures | |
| Emergencies | \$900.00 |
| Other deferred chgs. | |
| Total | 900.00 |

TOTAL—Municipal expenditures ... \$95,200.00

Required Payments for Local School, County, and Special District Taxes ... 156,496.35

TOTAL EXPENDITURES AND REQUIRED PAYMENTS \$251,696.35

Reserve for uncollected taxes \$18,975.17

GRAND TOTAL—Budget \$270,671.52

| | |
|--|-------------|
| RECEIPTS AND REVENUES REALIZED IN 1952 TO MEET EXPENDITURES AND REQUIRED PAYMENTS | |
| Surplus revenue appropriated .. | \$41,000.00 |
| Miscellaneous revenues realized .. | 34,763.45 |
| State aid revenues realized | 1,758.00 |
| Delinquent taxes including | |
| liens—1952 collections | 11,896.44 |
| current taxes—1952 collections .. | 179,649.04 |
| Emergency borrowings | |

TOTAL RECEIPTS AND REVENUES REALIZED \$269,066.93

| | |
|----------------------------------|----------|
| CAPITAL OUTLAY—1952 | |
| Benches and boardwalks | |
| Buildings and equipment | \$347.00 |
| Parks and playgrounds | |
| Sewers | |
| Streets, roads and bridges | 3,009.77 |
| Water supply | |
| Other | 35.00 |

| | |
|-----------------------------|---------------|
| Tax rate | \$7.45 |
| Local school tax rate | 6.36 |
| County tax rate | 0.81 |
| Local purpose tax rate | 1.28 |

| | |
|--|----------------|
| TAXES | |
| Local school tax ... | \$135,924.66 |
| County taxes | 20,571.69 |
| Special district taxes | |
| Local purpose levy | \$156,496.35 |
| Total tax levy (tax duplicate) .. | \$189,763.52 |
| Per Capita Total Tax Levy | \$78.77 |

| | |
|--|--------------|
| Current | |
| 1952 taxes levied (total) | \$193,892.14 |
| Collected in 1952 | 179,649.04 |
| Per cent of levy collected in 1952 ... | 92.65 |
| Transferred to liens | 291.30 |
| Cancelled, abated or adjusted .. | 1,941.47 |
| Outstanding December 31, 1952 .. | \$12,010.33 |

| | |
|------------------------------------|-------------|
| All Prior Years Outstanding | |
| Balance January 1, 1952 | \$12,540.46 |
| Collected in 1952 | 11,812.56 |
| Balance December 31, 1952 | \$540.60 |

| | |
|------------------------------------|------------|
| Tax Title Liens Outstanding | |
| Balance January 1, 1952 | \$1,809.26 |
| Redeemed by cash | 83.88 |
| Balance December 31, 1952 | \$2,083.47 |

| | |
|---|------------|
| Property Acquired by Deed or Foreclosure | |
| Balance January 1, 1952 | \$2,050.00 |
| Sale for cash | |
| Balance December 31, 1952 | \$2,050.00 |

| | |
|--|---------------------|
| CAPITAL DEBT, DECEMBER 31, 1952 | |
| Gross Debt | |
| School debt | \$300,000.00 |
| Self-liquidating debt | |
| Other capital debt .. | 13,327.00 |
| TOTAL GROSS DEBT | \$313,327.00 |
| Per Capita Gross Debt | \$130.07 |

| | |
|-------------------------------|---------------------|
| Deductions for | |
| School debt | \$132,462.00 |
| Self-liquidating debt | |
| Other capital debt .. | |
| TOTAL DEDUCTIONS | 132,462.00 |
| NET DEBT | \$180,865.00 |

| | |
|------------------------------------|----------------|
| Average Assessed Valuations | |
| Real Property 1950-1951-1952 .. | \$2,207,700.00 |
| Per Cent of Net Debt | 8.19 |

| | |
|--|--------------------|
| CURRENT FINANCES DECEMBER 31, 1952 | |
| Cash | \$76,845.52 |
| Taxes receivable | 12,550.93 |
| Tax title liens | 2,083.47 |
| Foreclosed property | 2,050.00 |
| Accounts receivable | |
| State road aid receivable | |
| Emergencies and deferred charges .. | |
| TOTAL ASSETS | \$93,529.92 |
| Cash liabilities | \$29,714.75 |
| Reserves | 16,684.40 |
| Surplus revenue | 47,130.77 |
| TOTAL LIABILITIES AND SURPLUS | \$93,529.92 |

ALLENHURST BOROUGH—MONMOUTH COUNTY

Population Census, 1950—758

Land Area 0.3 sq. mi.

Net Valuation Taxable \$2,257,277

| | |
|--|---------------------|
| EXPENDITURES AND REQUIRED PAYMENTS FOR 1952 | |
| General Government | |
| Administrative and executive | \$32,115.22 |
| Assessment and collection of taxes | 1,276.90 |
| Finance Department | 1,640.00 |
| Protection to Persons & Property | |
| Fire | 11,972.74 |
| Police | 35,934.62 |
| Other | |
| Streets and Roads | |
| Repairs and maintenance | 15,892.75 |
| Street lighting | 4,026.89 |
| Sanitation | |
| Street cleaning | |
| Garbage and ash removal | 11,100.00 |
| Sewers | |
| Health and Charities | |
| Health service | 423.45 |
| Poor (including relief) | |
| Hospitals (aid and maintenance) | 500.00 |
| Other | 100.00 |
| Recreation | |
| Beaches and boardwalks | 51,130.78 |
| Parks and playgrounds | 1,033.72 |
| Other | |
| Educational | |
| (Exclusive of school districts) | |
| Unclassified Purposes | |
| (Including contingent) | 960.35 |
| SUB-TOTAL—Municipal functions.. | \$168,107.42 |

| | |
|----------------------------------|--------|
| Tax rate | \$6.15 |
| Local school tax rate | 0.93 |
| County tax rate | 1.61 |
| Local purpose tax rate | 3.61 |

TAXES

| | | |
|---|-------------|---------------------|
| Local school tax | \$21,000.00 | |
| County taxes | 36,270.25 | |
| Special district taxes | | |
| Local purpose levy | | \$57,270.25 |
| | | 82,841.84 |
| Total tax levy (tax duplicate) | | \$140,112.09 |

Per Capita Total Tax Levy \$184.84

| | |
|--|--------------|
| Current | |
| 1952 taxes levied (total) | \$140,476.75 |
| Collected in 1952 | 133,696.93 |
| Per cent of levy collected in 1952 | 95.17 |
| Transferred to liens | |
| Cancelled, abated or adjusted | 853.43 |
| Outstanding December 31, 1952 | \$5,926.39 |

| | |
|-------------------------------------|------------|
| All Prior Years Outstanding | |
| Balance January 1, 1952 | \$9,507.49 |
| Collected in 1952 | 8,618.29 |
| Balance December 31, 1952 | \$804.67 |

| | |
|-------------------------------------|--|
| Tax Title Liens Outstanding | |
| Balance January 1, 1952 | |
| Redeemed by cash | |
| Balance December 31, 1952 | |

| | |
|---|--|
| Property Acquired by Deed or Foreclosure | |
| Balance January 1, 1952 | |
| Sale for cash | |
| Balance December 31, 1952 | |

CAPITAL DEBT, DECEMBER 31, 1952

| | |
|--------------------------------|-------------|
| Gross Debt | |
| School debt | |
| Self-liquidating debt. | \$34,075.00 |
| Other capital debt | 251,122.00 |

TOTAL GROSS DEBT \$285,197.00
Per Capita Gross Debt \$376.25

| | |
|--------------------------------|-------------|
| Deductions for | |
| School debt | |
| Self-liquidating debt. | \$34,075.00 |
| Other capital debt | |

TOTAL DEDUCTIONS 34,075.00
NET DEBT \$251,122.00

| | |
|--|----------------|
| Average Assessed Valuations | |
| Real Property 1950-1951-1952 | \$2,088,252.00 |
| Per Cent of Net Debt | 12.02 |

CURRENT FINANCES DECEMBER 31, 1952

| | |
|--|--------------|
| Cash | \$122,052.11 |
| Taxes receivable | 6,731.06 |
| Tax title liens | |
| Foreclosed property | |
| Accounts receivable | 1.00 |
| State road aid receivable | |
| Emergencies and deferred charges | |

TOTAL ASSETS \$128,784.17

| | |
|----------------------------|--------------|
| Cash liabilities | \$14,631.48 |
| Reserves | 6,732.06 |
| Surplus revenue | \$107,420.63 |

TOTAL LIABILITIES AND SURPLUS \$128,784.17

| | |
|---|---------------------|
| Per Capita—Municipal functions \$221.78 | |
| Capital imp'ts and capital imp't fund | \$2,500.00 |
| Debt Service | |
| Principal payments | \$28,500.00 |
| Interest payments | 9,328.90 |
| Total | 37,828.90 |
| Per Capita Debt Service \$49.91 | |
| Deferred Charges and Statutory Expenditures | |
| Emergencies | \$3,000.00 |
| Other deferred chgs. | 4,051.25 |
| Total | 7,051.25 |
| TOTAL—Municipal expenditures | \$215,487.57 |
| Required Payments for Local School, County, and Special District Taxes 57,270.25 | |
| TOTAL EXPENDITURES AND REQUIRED PAYMENTS | \$272,757.82 |
| Reserve for uncollected taxes | \$12,962.52 |
| GRAND TOTAL—Budget | \$285,720.34 |
| RECEIPTS AND REVENUES REALIZED IN 1952 TO MEET EXPENDITURES AND REQUIRED PAYMENTS | |
| Surplus revenue appropriated | \$42,091.33 |
| Miscellaneous revenues realized | 134,651.02 |
| State aid revenues realized | 2,750.00 |
| Delinquent taxes including | |
| liens—1952 collections | 8,618.38 |
| Current taxes—1952 collections | 133,696.93 |
| Emergency borrowings | |
| TOTAL RECEIPTS AND REVENUES REALIZED | \$321,807.66 |

CAPITAL OUTLAY—1952

| | |
|--------------------------------------|-------------|
| Beaches and boardwalks | \$24,000.00 |
| Buildings and equipment | |
| Parks and playgrounds | |
| Sewers | |
| Streets, roads and bridges | |
| Water supply | |
| Other | 24,590.74 |

ALLENTOWN BOROUGH—MONMOUTH COUNTY

Population Census, 1950—931

Land Area 0.9 sq. mi.

Net Valuation Taxable \$878,750

EXPENDITURES AND REQUIRED PAYMENTS FOR 1952

| | |
|---|--------------------|
| General Government | |
| Administrative and executive | \$4,204.25 |
| Assessment and collection of taxes | 1,525.00 |
| Finance Department | 150.00 |
| Protection to Persons & Property | |
| Fire | 3,200.00 |
| Police | 5,780.00 |
| Other | |
| Streets and Roads | |
| Repairs and maintenance | 1,800.00 |
| Street lighting | 2,900.00 |
| Sanitation | |
| Street cleaning | |
| Garbage and ash removal | |
| Sewers | |
| Health and Charities | |
| Health service | 460.00 |
| Poor (including relief) | 245.75 |
| Hospitals (aid and maintenance) | |
| Other | |
| Recreation | |
| Beaches and boardwalks | |
| Parks and playgrounds | |
| Other | |
| Educational | |
| (Exclusive of school districts) .. | |
| Unclassified Purposes | |
| (Including contingent) | 285.00 |
| SUB-TOTAL—Municipal functions.. | \$20,550.00 |

| | |
|--|-------------------|
| Per Capita—Municipal functions | \$22.07 |
| Capital imp'ts and capital imp't fund | |
| Debt Service | |
| Principal payments .. | \$1,000.00 |
| Interest payments .. | 227.50 |
| Total | \$1,227.50 |
| Per Capita Debt Service | |
| | \$1.32 |
| Deferred Charges and Statutory Expenditures | |
| Emergencies | |
| Other deferred chgs. | \$5,878.16 |
| Total | 5,878.16 |

| | |
|--|--------------------|
| TOTAL—Municipal expenditures .. | \$27,655.66 |
|--|--------------------|

| | |
|---|------------------|
| Required Payments for Local School, County, and Special District Taxes | 56,819.21 |
|---|------------------|

TOTAL EXPENDITURES AND REQUIRED PAYMENTS

| | |
|-------------------------------------|--------------------|
| | \$84,474.87 |
| Reserve for uncollected taxes | \$6,955.50 |
| GRAND TOTAL—Budget | \$91,430.37 |

RECEIPTS AND REVENUES REALIZED IN 1952 TO MEET EXPENDITURES AND REQUIRED PAYMENTS

| | |
|------------------------------------|--------------|
| Surplus revenue appropriated .. | \$10,700.00 |
| Miscellaneous revenues realized .. | 6,869.18 |
| State aid revenues realized | 800.00 |
| Delinquent taxes including | |
| Liens—1952 collections | 2,950.88 |
| Current taxes—1952 collections .. | 69,510.00 |
| Emergency borrowings | |

| | |
|---|--------------------|
| TOTAL RECEIPTS AND REVENUES REALIZED | \$90,830.12 |
|---|--------------------|

CAPITAL OUTLAY—1952

| | |
|----------------------------------|------------|
| Beaches and boardwalks | |
| Buildings and equipment | |
| Parks and playgrounds | |
| Sewers | |
| Streets, roads and bridges | |
| Water supply | \$3,956.27 |
| Other | |

| | |
|------------------------------|---------------|
| Tax rate | \$8.23 |
| Local school tax rate | 4.89 |
| County tax rate | 1.57 |
| Local purpose tax rate | 1.77 |

TAXES

| | | |
|--|------------------|------------------|
| Local school tax ... | \$42,993.68 | |
| County taxes | 13,825.53 | |
| Special district taxes | | |
| Local purpose levy | 56,819.21 | 16,683.00 |
| Total tax levy (tax duplicate) .. | 73,502.21 | 73,502.21 |

| | |
|--|----------------|
| Per Capita Total Tax Levy | \$78.95 |
|--|----------------|

Current

| | |
|---------------------------------------|-------------|
| 1952 taxes levied (total) | \$73,502.21 |
| Collected in 1952 | 69,510.06 |
| Per cent of levy collected in 1952 .. | 94.56 |
| Transferred to liens | |
| Cancelled, abated or adjusted .. | |
| Outstanding December 31, 1952 .. | \$3,992.15 |

All Prior Years Outstanding

| | |
|---------------------------------|------------|
| Balance January 1, 1952 | \$2,983.08 |
| Collected in 1952 | 2,950.88 |
| Balance December 31, 1952 | \$32.20 |

Tax Title Liens Outstanding

| | |
|---------------------------------|-------|
| Balance January 1, 1952 | |
| Redeemed by cash | |
| Balance December 31, 1952 | |

Property Acquired by Deed or Foreclosure

| | |
|---------------------------------|----------|
| Balance January 1, 1952 | \$150.00 |
| Sale for cash | 800.00 |
| Balance December 31, 1952 | |

CAPITAL DEBT, DECEMBER 31, 1952

| | |
|------------------------------------|--------------------|
| Gross Debt | |
| School debt | \$22,764.00 |
| Self-liquidating debt .. | |
| Other capital debt .. | |
| TOTAL GROSS DEBT | \$22,764.00 |
| Per Capita Gross Debt | \$24.45 |

Deductions for

| | |
|-------------------------------|------------------|
| School debt | \$22,764.00 |
| Self-liquidating debt .. | |
| Other capital debt .. | |
| TOTAL DEDUCTIONS | 22,764.00 |
| NET DEBT | |

Average Assessed Valuations

| | |
|---------------------------------|--------------|
| Real Property 1950-1951-1952 .. | \$726,782.00 |
| Per Cent of Net Debt | |

CURRENT FINANCES DECEMBER 31, 1952

| | |
|-------------------------------------|--------------------|
| Cash | \$31,628.41 |
| Taxes receivable | 4,024.35 |
| Tax title liens | |
| Foreclosed property | |
| Accounts receivable | 1,668.70 |
| State road aid receivable | 800.00 |
| Emergencies and deferred charges .. | 1,000.00 |
| TOTAL ASSETS | \$39,121.46 |

| | |
|--|--------------------|
| Cash liabilities | \$3,159.14 |
| Reserves | 5,693.05 |
| Surplus revenue | 30,269.27 |
| TOTAL LIABILITIES AND SURPLUS | \$39,121.46 |

ALLOWAY TOWNSHIP—SALEM COUNTY

Population Census, 1950—1,792

Land Area 33.52 sq. mi.

Net Valuation Taxable \$807,215

EXPENDITURES AND RE- QUIRED PAYMENTS FOR 1952

| | |
|---|--------------------|
| General Government | |
| Administrative and executive | \$5,100.00 |
| Assessment and collection of taxes | 1,750.00 |
| Finance Department | 300.00 |
| Protection to Persons & Property | |
| Fire | 700.00 |
| Police | 869.98 |
| Other | |
| Streets and Roads | |
| Repairs and maintenance | 18,650.32 |
| Street lighting | 1,800.00 |
| Sanitation | |
| Street cleaning | |
| Garbage and ash removal | |
| Sewers | |
| Health and Charities | |
| Health service | 540.00 |
| Poor (including relief) | 650.00 |
| Hospitals (aid and maintenance) .. | 300.00 |
| Other | |
| Recreation | |
| Beaches and boardwalks | |
| Parks and playgrounds | |
| Other | |
| Educational | |
| (Exclusive of school districts) .. | |
| Unclassified Purposes | |
| (Including contingent) | 250.00 |
| SUB-TOTAL—Municipal functions.. | \$30,910.30 |

| | |
|---|----------------|
| Per Capita—Municipal functions ... | \$17.25 |
| Capital imp'ts and capital imp't fund | \$6,500.00 |
| Debt Service | |
| Principal payments | |
| Interest payments .. | \$200.00 |

| | |
|--------------------------------------|---------------|
| Total | 200.00 |
| Per Capita Debt Service | \$0.11 |

| | |
|--|-------|
| Deferred Charges and Statutory Expenditures | |
| Emergencies | |
| Other deferred chgs. | |
| Total | |

TOTAL—Municipal expenditures ... **\$37,610.30**

| | |
|---|------------------|
| Required Payments for Local School, County, and Special District Taxes | 55,365.17 |
|---|------------------|

TOTAL EXPENDITURES AND REQUIRED PAYMENTS **\$92,975.47**

Reserve for uncollected taxes

GRAND TOTAL—Budget **\$109,912.93**

RECEIPTS AND REVENUES REALIZED IN 1952 TO MEET EXPENDITURES AND RE- QUIRED PAYMENTS

| | |
|-----------------------------------|-------------|
| Surplus revenue appropriated .. | \$19,501.50 |
| Miscellaneous revenues realized. | 12,015.06 |
| State aid revenues realized | 16,031.00 |
| Delinquent taxes including | |
| Hens—1952 collections | 10,487.67 |
| Current taxes—1952 collections.. | 52,905.50 |
| Emergency borrowings | |

TOTAL RECEIPTS AND REVENUES REALIZED **\$110,940.73**

CAPITAL OUTLAY—1952

| | |
|----------------------------------|-------|
| Beaches and boardwalks | |
| Buildings and equipment | |
| Parks and playgrounds | |
| Sewers | |
| Streets, roads and bridges | |
| Water supply | |
| Other | |

| | |
|------------------------------|---------------|
| Tax rate | \$8.14 |
| Local school tax rate | 5.73 |
| County tax rate | 1.13 |
| Local purpose tax rate | 1.28 |

TAXES

| | |
|--|--------------------|
| Local school tax ... | \$46,249.56 |
| County taxes | 9,115.61 |
| Special district taxes | |
| Local purpose levy | \$55,365.17 |
| Total tax levy (tax duplicate) .. | \$65,530.13 |

Per Capita Total Tax Levy **\$36.57**

| | |
|---|-------------|
| Current | |
| 1952 taxes levied (total) | \$65,530.13 |
| Collected in 1952 | 52,905.50 |
| Per cent of levy col- lected in 1952 ... | 80.73 |
| Transferred to liens | 5.16 |
| Cancelled, abated or adjusted ... | 432.31 |
| Outstanding December 31, 1952 .. | \$12,187.16 |

| | |
|------------------------------------|-------------|
| All Prior Years Outstanding | |
| Balance January 1, 1952 | \$14,251.64 |
| Collected in 1952 | 10,274.46 |
| Balance December 31, 1952 | \$3,697.93 |

| | |
|------------------------------------|----------|
| Tax Title Liens Outstanding | |
| Balance January 1, 1952 | \$752.40 |
| Redeemed by cash | 213.21 |
| Balance December 31, 1952 | \$544.35 |

| | |
|---|-------|
| Property Acquired by Deed or Foreclosure | |
| Balance January 1, 1952 | |
| Sale for cash | |
| Balance December 31, 1952 | |

CAPITAL DEBT, DECEMBER 31, 1952

| | |
|-----------------------------|-------|
| Gross Debt | |
| School debt | |
| Self-liquidating debt. | |
| Other capital debt .. | |

TOTAL GROSS DEBT **.....**

Per Capita Gross Debt **.....**

| | |
|-----------------------------|-------|
| Deductions for | |
| School debt | |
| Self-liquidating debt. | |
| Other capital debt .. | |

TOTAL DEDUCTIONS **.....**

NET DEBT **.....**

| | |
|------------------------------------|--------------|
| Average Assessed Valuations | |
| Real Property 1950-1951-1952.. | \$687,640.00 |
| Per Cent of Net Debt | |

CURRENT FINANCES DECEMBER 31, 1952

| | |
|-------------------------------------|--------------------|
| Cash | \$49,688.62 |
| Taxes receivable | 15,885.09 |
| Tax title liens | 544.35 |
| Foreclosed property | |
| Accounts receivable | |
| State road aid receivable | 4,000.00 |
| Emergencies and deferred charges .. | 900.30 |
| TOTAL ASSETS | \$71,018.36 |

| | |
|--|--------------------|
| Cash liabilities | \$2,345.44 |
| Reserves | 16,429.44 |
| Surplus revenue | 52,243.48 |
| TOTAL LIABILITIES AND SURPLUS | \$71,018.36 |

ALPHA BOROUGH—WARREN COUNTY

Population Census, 1950—2,117 Land Area 1.7 sq. mi. Net Valuation Taxable \$909,045

| | |
|--|--------------------|
| EXPENDITURES AND REQUIRED PAYMENTS FOR 1952 | |
| General Government | |
| Administrative and executive | \$4,710.00 |
| Assessment and collection of taxes | 1,450.00 |
| Finance Department | 315.00 |
| Protection to Persons & Property | |
| Fire | 3,335.00 |
| Police | 2,950.00 |
| Other | |
| Streets and Roads | |
| Repairs and maintenance | 8,250.00 |
| Street lighting | 1,860.00 |
| Sanitation | |
| Street cleaning | |
| Garbage and ash removal | 1,800.00 |
| Sewers | |
| Health and Charities | |
| Health service | 275.00 |
| Poor (including relief) | 250.00 |
| Hospitals (aid and maintenance) | |
| Other | |
| Recreation | |
| Beaches and boardwalks | |
| Parks and playgrounds | |
| Other | |
| Educational | |
| (Exclusive of school districts) | |
| Unclassified Purposes | |
| (Including contingent) | 50.00 |
| SUB-TOTAL—Municipal functions.. | \$25,245.00 |
| Per Capita—Municipal functions | |
| Capital imp'ts and capital imp't fund | \$11.92 |
| Debt Service | \$1,000.00 |
| Principal payments | \$6,750.00 |
| Interest payments | |
| Total | 6,750.00 |
| Per Capita Debt Service | |
| Deferred Charges and Statutory Expenditures | \$3.19 |
| Emergencies | |
| Other deferred chgs. | \$2,082.67 |
| Total | 2,082.67 |
| TOTAL—Municipal expenditures | \$35,077.67 |
| Required Payments for Local School, County, and Special District Taxes | |
| TOTAL EXPENDITURES AND REQUIRED PAYMENTS | \$90,497.70 |
| Reserve for uncollected taxes | \$8,053.87 |
| GRAND TOTAL—Budget | \$98,551.57 |
| RECEIPTS AND REVENUES REALIZED IN 1952 TO MEET EXPENDITURES AND REQUIRED PAYMENTS | |
| Surplus revenue appropriated | \$6,000.00 |
| Miscellaneous revenues realized | 6,683.45 |
| State aid revenues realized | 4,222.00 |
| Delinquent taxes including | |
| Liens—1952 collections | 3,269.42 |
| Current taxes—1952 collections | 77,682.37 |
| Emergency borrowings | |
| TOTAL RECEIPTS AND REVENUES REALIZED | \$97,857.24 |
| CAPITAL OUTLAY—1952 | |
| Beaches and boardwalks | |
| Buildings and equipment | \$4,717.50 |
| Parks and playgrounds | |
| Sewers | |
| Streets, roads and bridges | |
| Water supply | |
| Other | |

| | |
|---|--------------------|
| Tax rate | \$8.82 |
| Local school tax rate | 4.72 |
| County tax rate | 1.38 |
| Local purpose tax rate | 2.72 |
| TAXES | |
| Local school tax | \$2,894.96 |
| County taxes | 12,525.07 |
| Special district taxes | |
| Local purpose levy | \$55,420.03 |
| Total tax levy (tax duplicate) | \$80,179.57 |
| Per Capita Total Tax Levy | |
| Current | \$37.87 |
| 1952 taxes levied (total) | |
| Collected in 1952 | \$80,698.89 |
| Per cent of levy collected in 1952 | 96.26 |
| Transferred to liens | 44.23 |
| Cancelled, abated or adjusted | 211.51 |
| Outstanding December 31, 1952 | \$2,760.78 |
| All Prior Years Outstanding | |
| Balance January 1, 1952 | \$3,677.06 |
| Collected in 1952 | 3,195.26 |
| Balance December 31, 1952 | \$448.55 |
| Tax Title Liens Outstanding | |
| Balance January 1, 1952 | \$2,643.19 |
| Redeemed by cash | 74.16 |
| Balance December 31, 1952 | \$2,613.26 |
| Property Acquired by Deed or Foreclosure | |
| Balance January 1, 1952 | \$180.00 |
| Sale for cash | |
| Balance December 31, 1952 | \$180.00 |

| | |
|--|--------------------|
| CAPITAL DEBT, DECEMBER 31, 1952 | |
| Gross Debt | |
| School debt | \$15,000.00 |
| Self-liquidating debt | 7,000.00 |
| Other capital debt | 14,717.00 |
| TOTAL GROSS DEBT | \$36,717.00 |
| Per Capita Gross Debt | |
| Deductions for | \$17.34 |
| School debt | \$15,000.00 |
| Self-liquidating debt | 7,000.00 |
| Other capital debt | |
| TOTAL DEDUCTIONS | 22,000.00 |
| NET DEBT | \$14,717.00 |
| Average Assessed Valuations | |
| Real Property 1950-1951-1952 | \$721,146.00 |
| Per Cent of Net Debt | 2.04 |

| | |
|--|--------------------|
| CURRENT FINANCES DECEMBER 31, 1952 | |
| Cash | \$41,258.03 |
| Taxes receivable | 3,209.33 |
| Tax title liens | 2,613.26 |
| Foreclosed property | 180.00 |
| Accounts receivable | 43.28 |
| State road aid receivable | |
| Emergencies and deferred charges | |
| TOTAL ASSETS | \$47,303.90 |
| Cash liabilities | \$24,166.23 |
| Reserves | 6,045.87 |
| Surplus revenue | 17,091.80 |
| TOTAL LIABILITIES AND SURPLUS | \$47,303.90 |

ALPINE BOROUGH—BERGEN COUNTY

Population Census, 1950—644 Land Area 5.3 sq. mi. Net Valuation Taxable \$2,669,315

| | |
|--|--------------------|
| EXPENDITURES AND RE- QUIRED PAYMENTS FOR 1952 | |
| General Government | |
| Administrative and executive | \$8,205.05 |
| Assessment and collection of taxes | 2,991.20 |
| Finance Department | |
| Protection to Persons & Property | |
| Fire | 7,950.00 |
| Police | 24,150.00 |
| Other | |
| Streets and Roads | |
| Repairs and maintenance | 6,871.75 |
| Street lighting | 2,400.00 |
| Sanitation | |
| Street cleaning | |
| Garbage and ash removal | |
| Sewers | |
| Health and Charities | |
| Health service | 1,149.99 |
| Poor (including relief) | 312.01 |
| Hospitals (aid and maintenance) | |
| Other | |
| Recreation | |
| Beaches and boardwalks | |
| Parks and playgrounds | |
| Other | |
| Educational (Exclusive of school districts) .. | |
| | |
| Unclassified Purposes (Including contingent) | |
| | 1,000.00 |
| SUB-TOTAL—Municipal functions.. | \$55,030.00 |

| | |
|---|----------------|
| Per Capita—Municipal functions | \$85.45 |
| Capital imp'ts and capital imp't fund | \$1,000.00 |
| Debt Service | |
| Principal payments | |
| Interest payments | |

| | |
|--|-----------------|
| Total | |
| Per Capita Debt Service | |
| Deferred Charges and Statutory Expenditures | |
| Emergencies | |
| Other deferred chgs. | \$1,996.50 |
| Total | 1,996.50 |

| | |
|---|--------------------|
| TOTAL—Municipal expenditures ... | \$58,026.50 |
|---|--------------------|

| | |
|---|------------------|
| Required Payments for Local School, County, and Special District Taxes | 55,730.91 |
|---|------------------|

| | |
|---|---------------------|
| TOTAL EXPENDITURES AND REQUIRED PAYMENTS | \$113,757.41 |
|---|---------------------|

| | |
|-------------------------------------|------------|
| Reserve for uncollected taxes | \$4,755.00 |
|-------------------------------------|------------|

| | |
|---------------------------------|---------------------|
| GRAND TOTAL—Budget | \$118,512.41 |
|---------------------------------|---------------------|

| | |
|--|-------------|
| RECEIPTS AND REVENUES REALIZED IN 1952 TO MEET EXPENDITURES AND REQUIRED PAYMENTS | |
| Surplus revenue appropriated | \$10,000.00 |
| Miscellaneous revenues realized | 15,042.58 |
| State aid revenues realized | 948.00 |

| | |
|---|---------------------|
| Delinquent taxes including | |
| liens—1952 collections | 2,410.48 |
| Current taxes—1952 collections .. | 95,229.37 |
| Emergency borrowings | |
| TOTAL RECEIPTS AND REVENUES REALIZED | \$123,630.43 |

CAPITAL OUTLAY—1952

| | |
|----------------------------------|------------|
| Beaches and boardwalks | |
| Buildings and equipment | |
| Parks and playgrounds | \$4,012.07 |
| Sewers | |
| Streets, roads and bridges | |
| Water supply | |
| Other | |

| | |
|------------------------------|---------------|
| Tax rate | \$3.60 |
| Local school tax rate | 1.28 |
| County tax rate | 0.80 |
| Local purpose tax rate | 1.58 |

TAXES

| | | |
|--|--------------|--------------------|
| Local school tax | \$34,283.00 | |
| County taxes | 21,447.91 | |
| Special district taxes | | |
| Local purpose levy | | \$55,730.91 |
| Total tax levy (tax duplicate) .. | | \$97,614.41 |
| Per Capita Total Tax Levy | | |
| | | \$151.58 |

| | | |
|---------------------------------------|-------|-------------|
| Current | | |
| 1952 taxes levied (total) | | \$97,993.78 |
| Collected in 1952 | | 95,229.37 |
| Per cent of levy collected in 1952 .. | 97.17 | |
| Transferred to liens | | 760.22 |
| Cancelled, abated or adjusted | | |
| Outstanding December 31, 1952 .. | | \$2,004.19 |

| | | |
|------------------------------------|--|------------|
| All Prior Years Outstanding | | |
| Balance January 1, 1952 | | \$2,735.37 |
| Collected in 1952 | | 2,410.48 |
| Balance December 31, 1952 | | \$324.89 |

| | | |
|------------------------------------|--|------------|
| Tax Title Liens Outstanding | | |
| Balance January 1, 1952 | | \$8,150.44 |
| Redeemed by cash | | |
| Balance December 31, 1952 | | \$1,687.87 |

| | | |
|---|--|------------|
| Property Acquired by Deed or Foreclosure | | |
| Balance January 1, 1952 | | \$673.00 |
| Sale for cash | | |
| Balance December 31, 1952 | | \$8,881.00 |

CAPITAL DEBT, DECEMBER 31, 1952

| | | |
|-------------------------------|--------------|-------------------|
| Gross Debt | | |
| School debt | | |
| Self-liquidating debt | | |
| Other capital debt | \$4,750.00 | |
| TOTAL GROSS DEBT | | \$4,750.00 |

| | |
|------------------------------------|---------------|
| Per Capita Gross Debt | \$7.38 |
|------------------------------------|---------------|

| | | |
|-------------------------------|--------------|--------------|
| Deductions for | | |
| School debt | | |
| Self-liquidating debt | | |
| Other capital debt | | |
| TOTAL DEDUCTIONS | | |

| | |
|-----------------------|-------------------|
| NET DEBT | \$4,750.00 |
|-----------------------|-------------------|

| | | |
|------------------------------------|----------------|------|
| Average Assessed Valuations | | |
| Real Property 1950-1951-1952 .. | \$2,210,640.00 | |
| Per Cent of Net Debt | | 0.21 |

CURRENT FINANCES DECEMBER 31, 1952

| | |
|-------------------------------------|--------------------|
| Cash | \$32,245.31 |
| Taxes receivable | 2,329.08 |
| Tax title liens | 1,687.87 |
| Foreclosed property | 8,881.00 |
| Accounts receivable | 3,078.11 |
| State road aid receivable | |
| Emergencies and deferred charges .. | 532.40 |
| TOTAL ASSETS | \$48,753.77 |

| | |
|--|--------------------|
| Cash liabilities | \$3,060.75 |
| Reserves | 15,976.06 |
| Surplus revenue | 29,716.96 |
| TOTAL LIABILITIES AND SURPLUS | \$48,753.77 |

ANDOVER BOROUGH—SUSSEX COUNTY

Population Census, 1950—560

Land Area 2.0 sq. mi.

Net Valuation Taxable \$397,735

| | |
|--|-------------------|
| EXPENDITURES AND REQUIRED PAYMENTS FOR 1952 | |
| General Government | |
| Administrative and executive | \$2,646.00 |
| Assessment and collection of taxes | 483.84 |
| Finance Department | 56.00 |
| Protection to Persons & Property | |
| Fire | 1,965.27 |
| Police | 566.46 |
| Other | |
| Streets and Roads | |
| Repairs and maintenance | 2,347.61 |
| Street lighting | 1,296.60 |
| Sanitation | |
| Street cleaning | |
| Garbage and ash removal | |
| Sewers | |
| Health and Charities | |
| Health service | 12.50 |
| Poor (including relief) | 100.00 |
| Hospitals (aid and maintenance) | 100.00 |
| Other | |
| Recreation | |
| Beaches and boardwalks | |
| Parks and playgrounds | |
| Other | |
| Educational | |
| (Exclusive of school districts) | |
| Unclassified Purposes | |
| (Including contingent) | |
| SUB-TOTAL—Municipal functions.. | \$9,574.28 |

| | |
|---|----------------|
| Per Capita—Municipal functions | \$17.10 |
| Capital imp'ts and capital imp't fund | \$3,300.00 |
| Debt Service | |
| Principal payments | |
| Interest payments | \$25.00 |
| Total | 25.00 |
| Per Capita Debt Service \$0.04 | |

| | |
|--|--------------------|
| Deferred Charges and Statutory Expenditures | |
| Emergencies | |
| Other deferred chgs. | \$232.06 |
| Total | 232.06 |
| TOTAL—Municipal expenditures | \$13,131.34 |

| | |
|---|------------------|
| Required Payments for Local School, County, and Special District Taxes | 24,524.88 |
|---|------------------|

| | |
|---|--------------------|
| TOTAL EXPENDITURES AND REQUIRED PAYMENTS | \$37,656.22 |
| Reserve for uncollected taxes | \$4,935.49 |
| GRAND TOTAL—Budget | \$42,591.71 |

| | |
|--|--------------------|
| RECEIPTS AND REVENUES REALIZED IN 1952 TO MEET EXPENDITURES AND REQUIRED PAYMENTS | |
| Surplus revenue appropriated | \$4,004.49 |
| Miscellaneous revenues realized | 3,210.99 |
| State aid revenues realized | 3,022.00 |
| Delinquent taxes including | |
| liens—1952 collections | 4,312.37 |
| Current taxes—1952 collections.. . . . | 21,991.47 |
| Emergency borrowings | |
| TOTAL RECEIPTS AND REVENUES REALIZED | \$36,541.32 |

| | |
|--------------------------------------|-------|
| CAPITAL OUTLAY—1952 | |
| Beaches and boardwalks | |
| Buildings and equipment | |
| Parks and playgrounds | |
| Sewers | |
| Streets, roads and bridges | |
| Water supply | |
| Other | |

| | |
|----------------------------------|--------|
| Tax rate | \$7.41 |
| Local school tax rate | 4.11 |
| County tax rate | 2.06 |
| Local purpose tax rate | 1.24 |

| | |
|--|--------------------|
| TAXES | |
| Local school tax | \$16,350.00 |
| County taxes | 8,174.88 |
| Special district taxes | |
| Local purpose levy | \$24,524.88 |
| Total tax levy (tax duplicate) .. | \$29,460.37 |
| Per Capita Total Tax Levy \$52.61 | |

| | |
|--|-------------|
| Current | |
| 1952 taxes levied (total) | \$29,460.37 |
| Collected in 1952 | 21,991.47 |
| Per cent of levy collected in 1952 | 74.64 |
| Transferred to liens | |
| Cancelled, abated or adjusted | 31.80 |
| Outstanding December 31, 1952 .. | \$7,437.10 |

| | |
|-------------------------------------|------------|
| All Prior Years Outstanding | |
| Balance January 1, 1952 | \$5,687.66 |
| Collected in 1952 | 4,097.27 |
| Balance December 31, 1952 | \$1,443.35 |

| | |
|-------------------------------------|----------|
| Tax Title Liens Outstanding | |
| Balance January 1, 1952 | \$215.10 |
| Redeemed by cash | 215.10 |
| Balance December 31, 1952 | |

| | |
|---|-------|
| Property Acquired by Deed or Foreclosure | |
| Balance January 1, 1952 | |
| Sale for cash | |
| Balance December 31, 1952 | |

| | |
|--|--------------------|
| CAPITAL DEBT, DECEMBER 31, 1952 | |
| Gross Debt | |
| School debt | |
| Self-liquidating debt. | \$16,000.00 |
| Other capital debt | |
| TOTAL GROSS DEBT | \$16,000.00 |
| Per Capita Gross Debt | \$28.57 |

| | |
|-----------------------------------|------------------|
| Deductions for | |
| School debt | |
| Self-liquidating debt. | \$16,000.00 |
| Other capital debt | |
| TOTAL DEDUCTIONS | 16,000.00 |
| NET DEBT | |

| | |
|--|--------------|
| Average Assessed Valuations | |
| Real Property 1950-1951-1952 | \$336,320.00 |
| Per Cent of Net Debt | |

| | |
|--|--------------------|
| CURRENT FINANCES DECEMBER 31, 1952 | |
| Cash | \$17,680.12 |
| Taxes receivable | 8,880.45 |
| Tax title liens | |
| Foreclosed property | |
| Accounts receivable | 201.00 |
| State road aid receivable | 2,000.00 |
| Emergencies and deferred charges | 672.68 |
| TOTAL ASSETS | \$29,434.25 |

| | |
|--|--------------------|
| Cash liabilities | \$3,104.43 |
| Reserves | 9,081.45 |
| Surplus revenue | 17,248.37 |
| TOTAL LIABILITIES AND SURPLUS | \$29,434.25 |

ANDOVER TOWNSHIP—SUSSEX COUNTY

Population Census, 1950—1,052

Land Area 20.4 sq. mi.

Net Valuation Taxable \$1,141,081

EXPENDITURES AND RE-

QUIRED PAYMENTS FOR 1952

| | |
|---|--------------------|
| General Government | |
| Administrative and executive | \$4,840.50 |
| Assessment and collection of taxes | 1,200.00 |
| Finance Department | 350.00 |
| Protection to Persons & Property | |
| Fire | 300.00 |
| Police | 585.00 |
| Other | |
| Streets and Roads | |
| Repairs and maintenance | 23,279.50 |
| Street Lighting | 500.00 |
| Sanitation | |
| Street cleaning | |
| Garbage and ash removal | 100.00 |
| Sewers | |
| Health and Charities | |
| Health service | 535.00 |
| Poor (including relief) | 600.00 |
| Hospitals (aid and maintenance) | 500.00 |
| Other | |
| Recreation | |
| Beaches and boardwalks | |
| Parks and playgrounds | |
| Other | |
| Educational | |
| (Exclusive of school districts) .. | |
| Unclassified Purposes | |
| (Including contingent) | 25.00 |
| SUB-TOTAL—Municipal functions.. | \$32,815.00 |

| | |
|--|-----------------|
| Per Capita—Municipal functions | \$31.19 |
| Capital imp'ts and capital imp't fund | \$5,150.00 |
| Debt Service | |
| Principal payments .. | \$2,000.00 |
| Interest payments .. | 300.00 |
| Total | 2,300.00 |
| Per Capita Debt Service | |
| | \$2.19 |
| Deferred Charges and Statutory Expenditures | |
| Emergencies | |
| Other deferred chgs. | \$7,692.90 |
| Total | 7,692.90 |

| | |
|---|--------------------|
| TOTAL—Municipal expenditures | \$47,957.90 |
|---|--------------------|

| | |
|---|------------------|
| Required Payments for Local School, County, and Special District Taxes | 75,311.28 |
|---|------------------|

| | |
|---|---------------------|
| TOTAL EXPENDITURES AND REQUIRED PAYMENTS | \$123,269.18 |
|---|---------------------|

| | |
|-------------------------------------|---------------------|
| Reserve for uncollected taxes | \$15,374.27 |
| GRAND TOTAL—Budget | \$138,643.45 |

RECEIPTS AND REVENUES

| | |
|--|---------------------|
| REALIZED IN 1952 TO MEET EXPENDITURES AND REQUIRED PAYMENTS | |
| Surplus revenue appropriated .. | \$11,000.00 |
| Miscellaneous revenues realized .. | 18,324.48 |
| State aid revenues realized | 8,327.00 |
| Delinquent taxes including | |
| liens—1952 collections | 9,760.39 |
| Current taxes—1952 collections .. | 87,069.00 |
| Emergency borrowings | |
| TOTAL RECEIPTS AND REVENUES REALIZED | \$134,480.87 |

CAPITAL OUTLAY—1952

| | |
|----------------------------------|------------|
| Beaches and boardwalks | |
| Buildings and equipment | |
| Parks and playgrounds | |
| Sewers | |
| Streets, roads and bridges | \$3,626.95 |
| Water supply | |
| Other | |

| | |
|------------------------------|--------|
| Tax rate | \$8.62 |
| Local school tax rate | 4.56 |
| County tax rate | 2.04 |
| Local purpose tax rate | 2.02 |

TAXES

| | |
|--|--------------------|
| Local school tax .. | \$52,075.83 |
| County taxes | 23,235.45 |
| Special district taxes | |
| Local purpose levy | \$75,311.28 |
| Total tax levy (tax duplicate) .. | \$98,316.45 |

| | |
|--|----------------|
| Per Capita Total Tax Levy | \$93.46 |
|--|----------------|

Current

| | |
|--|-------------|
| 1952 taxes levied (total) | \$98,316.45 |
| Collected in 1952 | 87,069.00 |
| Per cent of levy col-lected in 1952 .. | 88.55 |
| Transferred to liens | |
| Cancelled, abated or adjusted .. | 163.71 |
| Outstanding December 31, 1952 .. | \$11,083.74 |

All Prior Years Outstanding

| | |
|---------------------------------|-------------|
| Balance January 1, 1952 | \$11,275.37 |
| Collected in 1952 | 9,430.87 |
| Balance December 31, 1952 | \$1,844.50 |

Tax Title Liens Outstanding

| | |
|---------------------------------|------------|
| Balance January 1, 1952 | \$2,151.99 |
| Redeemed by cash | 329.52 |
| Balance December 31, 1952 | \$1,822.47 |

Property Acquired by Deed or Foreclosure

| | |
|---------------------------------|-------|
| Balance January 1, 1952 | |
| Sale for cash | |
| Balance December 31, 1952 | |

CAPITAL DEBT, DECEMBER 31, 1952

| | |
|------------------------------------|-------------------|
| Gross Debt | |
| School debt | |
| Self-liquidating debt | |
| Other capital debt .. | \$1,500.00 |
| TOTAL GROSS DEBT | \$1,500.00 |
| Per Capita Gross Debt | \$1.43 |
| Deductions for | |
| School debt | |
| Self-liquidating debt | |
| Other capital debt .. | |
| TOTAL DEDUCTIONS | |
| NET DEBT | \$1,500.00 |

Average Assessed Valuations

| | |
|-----------------------------------|----------------|
| Real Property 1950-1951-1952 .. | \$1,013,954.00 |
| Per Cent of Net Debt | 0.14 |

CURRENT FINANCES DECEMBER 31, 1952

| | |
|--|--------------------|
| Cash | \$41,679.45 |
| Taxes receivable | 12,328.24 |
| Tax title liens | 1,822.47 |
| Foreclosed property | 1,086.91 |
| Accounts receivable | |
| State road aid receivable | 14,841.21 |
| Emergencies and deferred charges .. | 573.51 |
| TOTAL ASSETS | \$72,931.79 |
| Cash liabilities | \$20,381.86 |
| Reserves | 15,837.62 |
| Surplus revenue | 36,712.31 |
| TOTAL LIABILITIES AND SURPLUS | \$72,931.79 |

ASBURY PARK CITY—MONMOUTH COUNTY

Population Census, 1950—17,094

Land Area 1.5 sq. mi.

Net Valuation Taxable \$25,278,020

| | |
|--|-----------------------|
| EXPENDITURES AND REQUIRED PAYMENTS FOR 1952 | |
| General Government | |
| Administrative and executive | \$170,550.00 |
| Assessment and collection of taxes | 23,550.00 |
| Finance Department | 25,000.00 |
| Protection to Persons & Property | |
| Fire | 196,400.00 |
| Police | 243,700.00 |
| Other | |
| Streets and Roads | |
| Repairs and maintenance | 83,700.00 |
| Street lighting | 31,500.00 |
| Sanitation | |
| Street cleaning | |
| Garbage and ash removal | 107,600.00 |
| Sewers | 34,600.00 |
| Health and Charities | |
| Health service | 20,700.00 |
| Poor (including relief) | 36,000.00 |
| Hospitals (aid and maintenance) | 700.00 |
| Other | |
| Recreation | |
| Beaches and boardwalks | |
| Parks and playgrounds | 20,800.00 |
| Other | 400.00 |
| Educational | |
| (Exclusive of school districts) .. | 20,600.00 |
| Unclassified Purposes | |
| (Including contingent) | 79,784.00 |
| SUB-TOTAL—Municipal functions.. | \$1,095,584.00 |

| | |
|--|-----------------------|
| Per Capita—Municipal functions | \$64.09 |
| Capital imp'ts and capital imp't fund | \$44,000.00 |
| Debt Service | |
| Principal payments .. | \$280,000.00 |
| Interest payments .. | 256,938.10 |
| Total | 536,938.10 |
| Per Capita Debt Service | \$31.41 |
| Deferred Charges and Statutory Expenditures | |
| Emergencies | \$41,670.00 |
| Other deferred chgs. | 31,112.70 |
| Total | 72,782.70 |
| TOTAL—Municipal expenditures .. | \$1,749,304.80 |

| | |
|---|-------------------|
| Required Payments for Local School, County, and Special District Taxes | 724,915.21 |
|---|-------------------|

| | |
|---|-----------------------|
| TOTAL EXPENDITURES AND REQUIRED PAYMENTS | \$2,474,220.01 |
| Reserve for uncollected taxes | \$180,288.35 |
| GRAND TOTAL—Budget | \$2,654,508.36 |

| | |
|--|-----------------------|
| RECEIPTS AND REVENUES REALIZED IN 1952 TO MEET EXPENDITURES AND REQUIRED PAYMENTS | |
| Surplus revenue appropriated .. | \$141,670.00 |
| Miscellaneous revenues realized .. | 593,577.63 |
| State aid revenues realized | 10,290.00 |
| Delinquent taxes including | |
| Liens—1952 collections | 161,283.93 |
| Current taxes—1952 collections .. | 1,650,434.58 |
| Emergency borrowings | |
| TOTAL RECEIPTS AND REVENUES REALIZED | \$2,557,256.14 |

| | |
|----------------------------------|--------------|
| CAPITAL OUTLAY—1952 | |
| Beaches and boardwalks | |
| Buildings and equipment | \$125,553.21 |
| Parks and playgrounds | |
| Sewers | |
| Streets, roads and bridges | 15,703.88 |
| Water supply | |
| Other | 123,946.18 |

| | |
|------------------------------|---------------|
| Tax rate | \$7.11 |
| Local school tax rate | 1.31 |
| County tax rate | 1.56 |
| Local purpose tax rate | 4.24 |

| | |
|--|---------------------|
| TAXES | |
| Local school tax ... | \$330,760.35 |
| County taxes | 394,154.86 |
| Special district taxes | |
| Local purpose levy | \$724,915.21 |
| Total tax levy (tax duplicate) .. | 1,077,123.15 |

| | |
|--|-----------------|
| Per Capita Total Tax Levy | \$105.42 |
|--|-----------------|

| | |
|---------------------------------------|----------------|
| Current | |
| 1952 taxes levied (total) | \$1,804,078.57 |
| Collected in 1952 | 1,650,434.58 |
| Per cent of levy collected in 1952 .. | 91.48 |
| Transferred to liens | 3,658.73 |
| Cancelled, abated or adjusted .. | 1,086.89 |
| Outstanding December 31, 1952 .. | \$148,898.37 |

| | |
|------------------------------------|--------------|
| All Prior Years Outstanding | |
| Balance January 1, 1952 | \$213,731.25 |
| Collected in 1952 | 154,010.53 |
| Balance December 31, 1952 | \$59,720.72 |

| | |
|------------------------------------|-------------|
| Tax Title Liens Outstanding | |
| Balance January 1, 1952 | \$35,033.24 |
| Redeemed by cash | 7,273.40 |
| Balance December 31, 1952 | \$27,759.84 |

| | |
|---|--------------|
| Property Acquired by Deed or Foreclosure | |
| Balance January 1, 1952 | \$256,922.86 |
| Sale for cash | 6,481.14 |
| Balance December 31, 1952 | \$268,066.72 |

| | |
|--|------------------------|
| CAPITAL DEBT, DECEMBER 31, 1952 | |
| Gross Debt | |
| School debt | \$23,994.00 |
| Self-liquidating debt .. | 1,000.00 |
| Other capital debt .. | 10,082,500.00 |
| TOTAL GROSS DEBT | \$10,107,494.00 |
| Per Capita Gross Debt | \$591.29 |

| | |
|-------------------------------|-----------------------|
| Deductions for | |
| School debt | \$23,994.00 |
| Self-liquidating debt .. | 1,000.00 |
| Other capital debt .. | 1,666,500.00 |
| TOTAL DEDUCTIONS | 1,691,494.00 |
| NET DEBT | \$8,416,000.00 |

| | |
|------------------------------------|-----------------|
| Average Assessed Valuations | |
| Real Property 1950-1951-1952 .. | \$23,650,699.00 |
| Per Cent of Net Debt | 35.58 |

| | |
|---|-----------------------|
| CURRENT FINANCES DECEMBER 31, 1952 | |
| Cash | \$467,424.85 |
| Taxes receivable | 208,680.76 |
| Tax title liens | 21,072.47 |
| Foreclosed property | 268,066.72 |
| Accounts receivable | 68,473.50 |
| State road aid receivable | |
| Emergencies and deferred charges .. | 14,000.00 |
| TOTAL ASSETS | \$1,047,718.30 |

| | |
|------------------------|--------------|
| Cash liabilities | \$167,918.51 |
| Reserves | 566,293.45 |
| Surplus revenue | 313,506.34 |

| | |
|--|-----------------------|
| TOTAL LIABILITIES AND SURPLUS | \$1,047,718.30 |
|--|-----------------------|

ATLANTIC TOWNSHIP—MONMOUTH COUNTY

Population Census, 1950—1,814

Land Area 31.6 sq. mi.

Net Valuation Taxable \$1,708,225

| | |
|--|---------------------|
| EXPENDITURES AND REQUIRED PAYMENTS FOR 1952 | |
| General Government | |
| Administrative and executive | \$6,162.84 |
| Assessment and collection of taxes | 3,225.00 |
| Finance Department | 280.00 |
| Protection to Persons & Property | |
| Fire | 2,010.00 |
| Police | 4,685.00 |
| Other | |
| Streets and Roads | |
| Repairs and maintenance | 27,942.16 |
| Street lighting | 300.00 |
| Sanitation | |
| Street cleaning | |
| Garbage and ash removal | |
| Sewers | |
| Health and Charities | |
| Health service | 565.00 |
| Poor (including relief) | 650.00 |
| Hospitals (aid and maintenance) .. | |
| Other | |
| Recreation | |
| Beaches and boardwalks | |
| Parks and playgrounds | |
| Other | |
| Educational | |
| (Exclusive of school districts) .. | |
| Unclassified Purposes | |
| (Including contingent) | 500.00 |
| SUB-TOTAL—Municipal functions.. | \$46,320.00 |
| Per Capita—Municipal functions | |
| | \$25.53 |
| Capital imp'ts and capital imp't fund | \$14,000.00 |
| Debt Service | |
| Principal payments .. | |
| Interest payments .. | |
| Total | |
| | |
| Per Capita Debt | |
| | |
| Deferred Charges and Statutory Expenditures | |
| Emergencies | |
| Other deferred chgs. | \$2,500.00 |
| Total | 2,500.00 |
| TOTAL—Municipal expenditures .. | \$62,820.00 |
| Required Payments for Local School, County, and Special District Taxes | |
| | 92,718.55 |
| TOTAL EXPENDITURES AND REQUIRED PAYMENTS | \$155,538.55 |
| Reserve for uncollected taxes | \$26,427.34 |
| GRAND TOTAL—Budget | \$181,965.89 |
| RECEIPTS AND REVENUES REALIZED IN 1952 TO MEET EXPENDITURES AND REQUIRED PAYMENTS | |
| Surplus revenue appropriated .. | \$25,600.00 |
| Miscellaneous revenues realized .. | 40,603.48 |
| State aid revenues realized | 7,349.00 |
| Delinquent taxes including | |
| liens—1952 collections | 13,818.75 |
| Current taxes—1952 collections .. | 102,107.32 |
| Emergency borrowings | |
| TOTAL RECEIPTS AND REVENUES REALIZED | \$189,478.55 |
| CAPITAL OUTLAY—1952 | |
| Beaches and boardwalks | |
| Buildings and equipment | \$21,000.00 |
| Parks and playgrounds | |
| Sewers | |
| Streets, roads and bridges | |
| Water supply | |
| Other | |

| | |
|---|---------------------|
| Tax rate | \$6.78 |
| Local school tax rate | 3.82 |
| County tax rate | 1.61 |
| Local purpose tax rate | 1.35 |
| TAXES | |
| Local school tax ... | \$65,258.37 |
| County taxes | 27,460.18 |
| Special district taxes | |
| Local purpose levy | \$92,718.55 |
| | 22,998.34 |
| Total tax levy (tax duplicate) .. | \$115,716.89 |
| Per Capita Total Tax Levy | |
| | \$63.79 |
| Current | |
| 1952 taxes levied (total) | \$115,777.60 |
| Collected in 1952 | 102,107.32 |
| Per cent of levy collected in 1952 ... | 88.19 |
| Transferred to liens | |
| Cancelled, abated or adjusted .. | 541.67 |
| Outstanding December 31, 1952 .. | \$13,128.61 |
| All Prior Years Outstanding | |
| Balance January 1, 1952 | \$20,722.93 |
| Collected in 1952 | 13,818.75 |
| Balance December 31, 1952 | \$4,616.83 |
| Tax Title Liens Outstanding | |
| Balance January 1, 1952 | \$3,917.04 |
| Redeemed by cash | |
| Balance December 31, 1952 | \$3,917.04 |
| Property Acquired by Deed or Foreclosure | |
| Balance January 1, 1952 | |
| Sale for cash | |
| Balance December 31, 1952 | |
| CAPITAL DEBT, DECEMBER 31, 1952 | |
| Gross Debt | |
| School debt | \$96,800.00 |
| Self-liquidating debt | |
| Other capital debt .. | |
| TOTAL GROSS DEBT | \$96,800.00 |
| Per Capita Gross Debt | \$53.36 |
| Deductions for | |
| School debt | \$90,095.00 |
| Self-liquidating debt | |
| Other capital debt .. | |
| TOTAL DEDUCTIONS | 90,095.00 |
| NET DEBT | \$6,705.00 |
| Average Assessed Valuations | |
| Real Property 1950-1951-1952 .. | \$1,501,592.00 |
| Per Cent of Net Debt | 0.44 |
| CURRENT FINANCES DECEMBER 31, 1952 | |
| Cash | \$145,152.84 |
| Taxes receivable | 17,745.44 |
| Tax title liens | 3,917.04 |
| Foreclosed property | |
| Accounts receivable | 8,500.00 |
| State road aid receivable | 3,000.00 |
| Emergencies and deferred charges .. | 12,000.00 |
| TOTAL ASSETS | \$190,315.32 |
| Cash liabilities | \$10,749.42 |
| Reserves | 30,162.48 |
| Surplus revenue | 149,403.42 |
| TOTAL LIABILITIES AND SURPLUS | \$190,315.32 |

ATLANTIC CITY—CITY—ATLANTIC COUNTY

Population Census, 1950—61,657 Land Area 11.92 sq. mi. Net Valuation Taxable \$96,390,343

| | |
|--|-----------------------|
| EXPENDITURES AND REQUIRED PAYMENTS FOR 1952 | |
| General Government | |
| Administrative and executive | \$759,566.22 |
| Assessment and collection of taxes | 82,350.40 |
| Finance Department | 55,440.46 |
| Protection to Persons & Property | |
| Fire | 1,073,581.85 |
| Police | 1,245,428.53 |
| Other | |
| Streets and Roads | |
| Repairs and maintenance | 261,720.50 |
| Street lighting | 217,700.00 |
| Sanitation | |
| Street cleaning | 94,638.79 |
| Garbage and ash removal | 202,373.22 |
| Sewers | |
| Health and Charities | |
| Health service | 87,557.03 |
| Poor (including relief) | 78,600.05 |
| Hospitals (aid and maintenance) .. | 170,532.93 |
| Other | 6,964.84 |
| Recreation | |
| Beaches and boardwalks | 159,714.68 |
| Parks and playgrounds | 101,053.53 |
| Other | 100,090.52 |
| Educational | |
| (Exclusive of school districts) .. | 61,110.14 |
| Unclassified Purposes | |
| (Including contingent) | 352,430.42 |
| SUB-TOTAL—Municipal functions.. | \$5,110,854.11 |

| | |
|--|---------------------|
| Per Capita—Municipal functions | \$82.80 |
| Capital imp'ts and capital imp't fund | \$1,442,063.72 |
| Debt Service | |
| Principal payments .. | \$883,000.00 |
| Interest payments .. | 524,980.00 |
| Total | 1,407,980.00 |
| Per Capita Debt Service | |
| Service | \$22.84 |
| Deferred Charges and Statutory Expenditures | |
| Emergencies | \$78,500.00 |
| Other deferred chgs. | 312,348.19 |
| Total | 390,848.19 |

| | |
|---|-----------------------|
| TOTAL—Municipal expenditures .. | \$8,351,746.02 |
| Required Payments for Local School, County, and Special District Taxes | 3,464,533.97 |

| | |
|---|------------------------|
| TOTAL EXPENDITURES AND REQUIRED PAYMENTS | \$11,816,279.99 |
| Reserve for uncollected taxes | \$460,933.79 |
| GRAND TOTAL—Budget | \$12,277,213.78 |

| | |
|--|------------------------|
| RECEIPTS AND REVENUES REALIZED IN 1952 TO MEET EXPENDITURES AND REQUIRED PAYMENTS | |
| Surplus revenue appropriated .. | \$1,100,000.00 |
| Miscellaneous revenues realized .. | 3,436,035.90 |
| State aid revenues realized | 51,517.00 |
| Delinquent taxes including | |
| Liens—1952 collections | 384,098.68 |
| Current taxes—1952 collections .. | 7,135,902.33 |
| Emergency borrowings | |
| TOTAL RECEIPTS AND REVENUES REALIZED | \$12,107,553.91 |

CAPITAL OUTLAY—1952

| | |
|----------------------------------|-------|
| Beaches and boardwalks | |
| Buildings and equipment | |
| Parks and playgrounds | |
| Sewers | |
| Streets, roads and bridges | |
| Water supply | |
| Other | |

| | |
|---|-----------------------|
| Tax rate | \$7.81 |
| Local school tax rate | 1.92 |
| County tax rate | 1.68 |
| Local purpose tax rate | 4.21 |
| TAXES | |
| Local school tax ... | \$1,848,628.74 |
| County taxes | 1,615,905.23 |
| Special district taxes | |
| Local purpose levy | \$3,464,533.97 |
| Total tax levy (tax duplicate) .. | \$7,531,474.65 |
| Per Capita Total Tax Levy | |
| Tax Levy | \$122.15 |
| Current | |
| 1952 taxes levied (total) | \$7,538,392.90 |
| Collected in 1952 | 7,135,902.33 |
| Per cent of levy collected in 1952 ... | 94.66 |
| Transferred to liens | 21,688.34 |
| Cancelled, abated or adjusted .. | 72,688.41 |
| Outstanding December 31, 1952 .. | \$308,113.82 |
| All Prior Years Outstanding | |
| Balance January 1, 1952 | \$641,202.48 |
| Collected in 1952 | 368,896.07 |
| Balance December 31, 1952 | \$240,054.89 |
| Tax Title Liens Outstanding | |
| Balance January 1, 1952 | \$496,694.78 |
| Redeemed by cash | 15,202.61 |
| Balance December 31, 1952 | \$328,649.69 |
| Property Acquired by Deed or Foreclosure | |
| Balance January 1, 1952 | \$1,032,415.50 |
| Sale for cash | 76,112.35 |
| Balance December 31, 1952 | \$1,085,319.15 |

CAPITAL DEBT, DECEMBER 31, 1952

| | |
|------------------------------------|------------------------|
| Gross Debt | |
| School debt | |
| Self-liquidating debt .. | \$1,098,000.00 |
| Other capital debt .. | 14,873,000.00 |
| TOTAL GROSS DEBT | \$15,971,000.00 |
| Per Capita Gross Debt | |
| Debt | \$259.03 |
| Deductions for | |
| School debt | |
| Self-liquidating debt .. | \$1,098,000.00 |
| Other capital debt .. | 24,000.00 |
| TOTAL DEDUCTIONS | 1,122,000.00 |
| NET DEBT | \$14,849,000.00 |

| | |
|------------------------------------|-----------------|
| Average Assessed Valuations | |
| Real Property 1950-1951-1952 .. | \$88,222,035.00 |
| Per Cent of Net Debt | 16.83 |

CURRENT FINANCES DECEMBER 31, 1952

| | |
|--|-----------------------|
| Cash | \$2,568,994.23 |
| Taxes receivable | 548,168.71 |
| Tax title liens | 328,649.69 |
| Foreclosed property | 1,085,319.15 |
| Accounts receivable | 279,517.24 |
| State road aid receivable | 51,517.00 |
| Emergencies and deferred charges .. | 432,555.44 |
| TOTAL ASSETS | \$5,294,721.46 |
| Cash liabilities | \$2,018,956.83 |
| Reserves | 2,241,654.79 |
| Surplus revenue | 1,034,109.84 |
| TOTAL LIABILITIES AND SURPLUS | \$5,294,721.46 |

ATLANTIC HIGHLANDS BOROUGH—MONMOUTH COUNTY

Population Census, 1950—3,083

Land Area 1.2 sq. mi.

Net Valuation Taxable \$2,952,213

EXPENDITURES AND REQUIRED PAYMENTS FOR 1952

| | |
|--|---------------------|
| General Government | |
| Administrative and executive | \$22,075.73 |
| Assessment and collection of taxes | 4,998.42 |
| Finance Department | |
| Protection to Persons & Property | |
| Fire | 8,300.00 |
| Police | 28,250.00 |
| Other | |
| Streets and Roads | |
| Repairs and maintenance | 15,255.43 |
| Street lighting | 7,000.00 |
| Sanitation | |
| Street cleaning | |
| Garbage and ash removal | 14,160.00 |
| Sewers | 6,475.00 |
| Health and Charities | |
| Health service | 3,686.92 |
| Poor (including relief) | 3,015.00 |
| Hospitals (aid and maintenance) .. | |
| Other | |
| Recreation | |
| Beaches and boardwalks | |
| Parks and playgrounds | |
| Other | 1,880.50 |
| Educational (Exclusive of school districts) .. | |
| | |
| Unclassified Purposes (Including contingent) | |
| | 84,300.00 |
| SUB-TOTAL—Municipal functions.. | \$199,397.00 |

| | |
|---|------------------|
| Per Capita—Municipal functions | \$64.68 |
| Capital imp'ts and capital imp't fund | \$1,000.00 |
| Debt Service | |
| Principal payments .. | \$20,600.00 |
| Interest payments .. | 3,608.13 |
| Total | 24,208.13 |

| | |
|--|-----------------|
| Per Capita Debt | \$7.85 |
| Deferred Charges and Statutory Expenditures | |
| Emergencies | \$4,050.00 |
| Other deferred chgs. | 676.09 |
| Total | 4,726.09 |

TOTAL—Municipal expenditures .. **\$229,331.22**

| | |
|---|-------------------|
| Required Payments for Local School, County, and Special District Taxes | 164,565.96 |
|---|-------------------|

TOTAL EXPENDITURES AND REQUIRED PAYMENTS **\$393,897.18**

Reserve for uncollected taxes

GRAND TOTAL—Budget **\$443,208.51**

RECEIPTS AND REVENUES REALIZED IN 1952 TO MEET EXPENDITURES AND REQUIRED PAYMENTS

| | |
|-----------------------------------|-------------|
| Surplus revenue appropriated .. | \$47,500.00 |
| Miscellaneous revenues realized. | 121,462.18 |
| State aid revenues realized | 3,247.00 |
| Delinquent taxes including | |
| liens—1952 collections | 27,377.71 |
| current taxes—1952 collections.. | 222,563.77 |
| Emergency borrowings | |

TOTAL RECEIPTS AND REVENUES REALIZED **\$422,150.66**

CAPITAL OUTLAY—1952

| | |
|----------------------------------|-------------|
| Beaches and boardwalks | |
| Buildings and equipment | \$17,000.00 |
| Parks and playgrounds | |
| Sewers | |
| Streets, roads and bridges | 6,176.34 |
| Water supply | |
| Other | 41,967.42 |

| | |
|------------------------------|---------------|
| Tax rate | \$8.37 |
| Local school tax rate | 3.97 |
| County tax rate | 1.61 |
| Local purpose tax rate | 2.79 |

TAXES

| | | |
|--|--------------|---------------------|
| Local school tax ... | \$117,164.60 | |
| County taxes | 47,401.36 | |
| Special district taxes | | |
| Local purpose levy | | \$164,565.96 |
| | | 84,012.55 |
| Total tax levy (tax duplicate) .. | | \$248,578.51 |

Per Capita Total Tax Levy **\$80.63**

| | |
|--|--------------------|
| Current | |
| 1952 taxes levied (total) | \$248,578.51 |
| Collected in 1952 | 222,563.77 |
| Per cent of levy collected in 1952 ... | 89.53 |
| Transferred to liens | 871.40 |
| Cancelled, abated or adjusted | |
| Outstanding December 31, 1952 .. | \$25,143.34 |

| | |
|------------------------------------|-----------------|
| All Prior Years Outstanding | |
| Balance January 1, 1952 | \$27,407.17 |
| Collected in 1952 | 26,416.78 |
| Balance December 31, 1952 | \$845.11 |

| | |
|------------------------------------|--------------------|
| Tax Title Liens Outstanding | |
| Balance January 1, 1952 | \$19,322.32 |
| Redeemed by cash | 960.93 |
| Balance December 31, 1952 | \$19,370.40 |

| | |
|---|-----------------|
| Property Acquired by Deed or Foreclosure | |
| Balance January 1, 1952 | \$741.00 |
| Sale for cash | 50.00 |
| Balance December 31, 1952 | \$731.00 |

CAPITAL DEBT, DECEMBER 31, 1952

| | |
|-----------------------------|-------------|
| Gross Debt | |
| School debt | \$87,000.00 |
| Self-liquidating debt. | 44,300.00 |
| Other capital debt | 112,875.00 |

TOTAL GROSS DEBT **\$244,175.00**

Per Capita Gross Debt **\$79.20**

| | |
|-----------------------------|-------------|
| Deductions for | |
| School debt | \$87,000.00 |
| Self-liquidating debt. | 44,300.00 |
| Other capital debt | |

TOTAL DEDUCTIONS **131,300.00**

NET DEBT **\$112,875.00**

| | |
|------------------------------------|----------------|
| Average Assessed Valuations | |
| Real Property 1950-1951-1952.. | \$2,692,605.00 |
| Per Cent of Net Debt | 4.19 |

CURRENT FINANCES DECEMBER 31, 1952

| | |
|-------------------------------------|-------------|
| Cash | \$87,667.25 |
| Taxes receivable | 25,988.45 |
| Tax title liens | 19,370.40 |
| Foreclosed property | 731.00 |
| Accounts receivable | 4,075.64 |
| State road aid receivable | |
| Emergencies and deferred charges .. | 3,100.00 |

TOTAL ASSETS **\$140,932.74**

| | |
|------------------------|-------------|
| Cash liabilities | \$13,112.38 |
| Reserves | 50,165.49 |
| Surplus revenue | 77,654.87 |

TOTAL LIABILITIES AND SURPLUS **\$140,932.74**

AUDUBON BOROUGH—CAMDEN COUNTY

Population Census, 1950—9,531 Land Area 1.52 sq. mi. Net Valuation Taxable \$7,716,495

| | |
|--|---------------------|
| EXPENDITURES AND REQUIRED PAYMENTS FOR 1952 | |
| General Government | |
| Administrative and executive | \$18,221.00 |
| Assessment and collection of taxes | 11,310.00 |
| Finance Department | |
| Protection to Persons & Property | |
| Fire | 16,600.00 |
| Police | 62,344.00 |
| Other | |
| Streets and Roads | |
| Repairs and maintenance | 20,205.00 |
| Street lighting | 16,500.00 |
| Sanitation | |
| Street cleaning | 11,935.00 |
| Garbage and ash removal | 13,525.00 |
| Sewers | 21,585.00 |
| Health and Charities | |
| Health service | 1,360.00 |
| Poor (including relief) | 1,625.00 |
| Hospitals (aid and maintenance) | |
| Other | |
| Recreation | |
| Beaches and boardwalks | |
| Parks and playgrounds | 1,000.00 |
| Other | |
| Educational | |
| (Exclusive of school districts) .. | 1,105.00 |
| Unclassified Purposes | |
| (Including contingent) | 2,600.00 |
| SUB-TOTAL—Municipal functions.. | \$199,915.00 |

| | |
|--|---------------------|
| Per Capita—Municipal functions | \$20.98 |
| Capital imp'ts and capital imp't fund | \$13,200.00 |
| Debt Service | |
| Principal payments .. | \$21,000.00 |
| Interest payments .. | 5,894.50 |
| Total | 26,894.50 |
| Per Capita Debt Service | |
| | \$2.82 |
| Deferred Charges and Statutory Expenditures | |
| Emergencies | |
| Other deferred chgs. | |
| Total | |
| TOTAL—Municipal expenditures .. | \$240,009.50 |

| | |
|---|---------------------|
| Required Payments for Local School, County, and Special District Taxes | 364,984.35 |
| TOTAL EXPENDITURES AND REQUIRED PAYMENTS | \$604,993.85 |
| Reserve for uncollected taxes | \$17,257.33 |
| GRAND TOTAL—Budget | \$622,251.18 |

| | |
|--|-------------|
| RECEIPTS AND REVENUES REALIZED IN 1952 TO MEET EXPENDITURES AND REQUIRED PAYMENTS | |
| Surplus revenue appropriated .. | \$32,000.00 |
| Miscellaneous revenues realized .. | 69,971.76 |
| State aid revenues realized | 7,864.52 |
| Delinquent taxes including | |
| liens—1952 collections | 15,560.77 |
| current taxes—1952 collections .. | 504,716.37 |
| Emergency borrowings | |

| | |
|---|---------------------|
| TOTAL RECEIPTS AND REVENUES REALIZED | \$630,113.42 |
|---|---------------------|

CAPITAL OUTLAY—1952

| | |
|----------------------------------|-------|
| Beaches and boardwalks | |
| Buildings and equipment | |
| Parks and playgrounds | |
| Sewers | |
| Streets, roads and bridges | |
| Water supply | |
| Other | |

| | |
|------------------------------|--------|
| Local school tax rate | \$6.70 |
| Tax rate | 3.11 |
| County tax rate | 1.62 |
| Local purpose tax rate | 1.97 |

TAXES

| | | |
|--|--------------|---------------------|
| Local school tax ... | \$240,000.00 | |
| County taxes | 124,984.35 | |
| Special district taxes | | |
| Local purpose levy | | \$364,984.35 |
| | | 153,866.83 |
| Total tax levy (tax duplicate) .. | | \$518,851.18 |

| | |
|--|----------------|
| Per Capita Total Tax Levy | \$54.44 |
|--|----------------|

| | |
|---------------------------------------|--------------|
| Current | |
| 1952 taxes levied (total) | \$522,068.68 |
| Collected in 1952 | 504,716.37 |
| Per cent of levy collected in 1952 .. | 96.67 |
| Transferred to liens | 75.38 |
| Cancelled, abated or adjusted .. | 836.50 |
| Outstanding December 31, 1952 .. | \$16,440.43 |

| | |
|------------------------------------|-------------|
| All Prior Years Outstanding | |
| Balance January 1, 1952 | \$18,276.46 |
| Collected in 1952 | 15,522.65 |
| Balance December 31, 1952 | \$2,407.49 |

| | |
|------------------------------------|-------------|
| Tax Title Liens Outstanding | |
| Balance January 1, 1952 | \$12,842.54 |
| Redeemed by cash | 38.12 |
| Balance December 31, 1952 | \$423.36 |

| | |
|---|------------|
| Property Acquired by Deed or Foreclosure | |
| Balance January 1, 1952 | \$6,235.00 |
| Sale for cash | 11,730.00 |
| Balance December 31, 1952 | \$7,530.00 |

CAPITAL DEBT, DECEMBER 31, 1952

| | |
|------------------------------------|---------------------|
| Gross Debt | |
| School debt | \$165,000.00 |
| Self-liquidating debt .. | |
| Other capital debt .. | 118,000.00 |
| TOTAL GROSS DEBT | \$283,000.00 |
| Per Capita Gross Debt | |
| | \$29.69 |

| | |
|-------------------------------|---------------------|
| Deductions for | |
| School debt | \$165,000.00 |
| Self-liquidating debt .. | |
| Other capital debt .. | |
| TOTAL DEDUCTIONS | 165,000.00 |
| NET DEBT | \$118,000.00 |

| | |
|------------------------------------|----------------|
| Average Assessed Valuations | |
| Real Property 1950-1951-1952 .. | \$7,419,750.00 |
| Per Cent of Net Debt | 1.59 |

CURRENT FINANCES DECEMBER 31, 1952

| | |
|-------------------------------------|---------------------|
| Cash | \$149,041.57 |
| Taxes receivable | 18,847.92 |
| Tax title liens | 423.36 |
| Foreclosed property | 7,530.00 |
| Accounts receivable | |
| State road aid receivable | 7,858.51 |
| Emergencies and deferred charges .. | |
| TOTAL ASSETS | \$183,701.36 |

| | |
|------------------------|-------------|
| Cash liabilities | \$57,473.63 |
| Reserves | 26,801.28 |
| Surplus revenue | 99,426.45 |

| | |
|--|---------------------|
| TOTAL LIABILITIES AND SURPLUS | \$183,701.36 |
|--|---------------------|

AUDUBON PARK BOROUGH—CAMDEN COUNTY

Population Census, 1950—1,859

Land Area 0.15 sq. mi. Net Valuation Taxable—*See Note below

| | |
|--|--------------------|
| EXPENDITURES AND REQUIRED PAYMENTS FOR 1952 | |
| General Government | |
| Administrative and executive | \$3,140.00 |
| Assessment and collection of taxes | 210.00 |
| Finance Department | 530.00 |
| Protection to Persons & Property | |
| Fire | 3,000.00 |
| Police | 10,630.00 |
| Other | |
| Streets and Roads | |
| Repairs and maintenance | |
| Street lighting | 400.00 |
| Sanitation | |
| Street cleaning | |
| Garbage and ash removal | |
| Sewers | |
| Health and Charities | |
| Health service | 2,340.00 |
| Poor (including relief) | 1,900.00 |
| Hospitals (aid and maintenance) | |
| Other | |
| Recreation | |
| Beaches and boardwalks | |
| Parks and playgrounds | |
| Other | |
| Educational | |
| (Exclusive of school districts) .. | |
| Unclassified Purposes | |
| (Including contingent) | 300.00 |
| SUB-TOTAL—Municipal functions.. | |
| | <u>\$23,350.00</u> |
| Per Capita—Municipal functions | |
| | <u>\$12.56</u> |
| Capital imp'ts and capital imp't fund | |
| Debt Service | |
| Principal payments .. | |
| Interest payments .. | |
| Total | |
| Per Capita Debt Service | |
| | |
| Deferred Charges and Statutory Expenditures | |
| Emergencies | |
| Other deferred chgs. | |
| Total | |
| TOTAL—Municipal expenditures .. | <u>\$23,350.00</u> |
| Required Payments for Local School, County, and Special District Taxes | |
| | |
| TOTAL EXPENDITURES AND REQUIRED PAYMENTS | |
| | <u>\$23,350.00</u> |
| Reserve for uncollected taxes | |
| GRAND TOTAL—Budget | <u>\$23,350.00</u> |
| RECEIPTS AND REVENUES REALIZED IN 1952 TO MEET EXPENDITURES AND REQUIRED PAYMENTS | |
| Surplus revenue appropriated .. | \$2,906.26 |
| Miscellaneous revenues realized .. | 20,843.55 |
| State aid revenues realized | 183.60 |
| Delinquent taxes including | |
| liens—1952 collections | |
| Current taxes—1952 collections.. | |
| Emergency borrowings | |
| TOTAL RECEIPTS AND REVENUES REALIZED | <u>\$23,933.41</u> |

CAPITAL OUTLAY—1952

| | |
|----------------------------------|--|
| Beaches and boardwalks | |
| Buildings and equipment | |
| Parks and playgrounds | |
| Sewers | |
| Streets, roads and bridges | |
| Water supply | |
| Other | |

| | |
|------------------------------|--|
| Tax rate | |
| Local school tax rate | |
| County tax rate | |
| Local purpose tax rate | |

TAXES

| | |
|---|--|
| Local school tax .. | |
| County taxes | |
| Special district taxes | |
| Local purpose levy | |
| Total tax levy (tax duplicate) .. | |
| Per Capita Total Tax Levy | |
| Current | |
| 1952 taxes levied (total) | |
| Collected in 1952 | |
| Per cent of levy collected in 1952 .. | |
| Transferred to liens | |
| Cancelled, abated or adjusted .. | |
| Outstanding December 31, 1952 .. | |
| All Prior Years Outstanding | |
| Balance January 1, 1952 | |
| Collected in 1952 | |
| Balance December 31, 1952 | |
| Tax Title Liens Outstanding | |
| Balance January 1, 1952 | |
| Redeemed by cash | |
| Balance December 31, 1952 | |
| Property Acquired by Deed or Foreclosure | |
| Balance January 1, 1952 | |
| Sale for cash | |
| Balance December 31, 1952 | |

CAPITAL DEBT, DECEMBER 31, 1952

| | |
|------------------------------------|--|
| Gross Debt | |
| School debt | |
| Self-liquidating debt .. | |
| Other capital debt .. | |
| TOTAL GROSS DEBT | |
| Per Capita Gross Debt | |
| Deductions for | |
| School debt | |
| Self-liquidating debt .. | |
| Other capital debt .. | |
| TOTAL DEDUCTIONS | |
| NET DEBT | |
| Average Assessed Valuations | |
| Real Property 1950-1951-1952 .. | |
| Per Cent of Net Debt | |

CURRENT FINANCES DECEMBER 31, 1952

| | |
|--|-------------------|
| Cash | \$9,510.84 |
| Taxes receivable | |
| Tax title liens | |
| Foreclosed property | |
| Accounts receivable | 143.46 |
| State road aid receivable | |
| Emergencies and deferred charges .. | |
| TOTAL ASSETS | <u>\$9,654.30</u> |
| Cash liabilities | \$4,030.84 |
| Reserves | 143.46 |
| Surplus revenue | 5,480.00 |
| TOTAL LIABILITIES AND SURPLUS | <u>\$9,654.30</u> |

* NOTE: All of the real property of the Borough of Audubon Park is owned by the United States Government; therefore there is no taxable valuation.

AVALON BOROUGH—CAPE MAY COUNTY

Population Census, 1950—428

Land Area 5.8 sq. mi.

Net Valuation Taxable \$2,738,442

| | |
|--|---------------------|
| EXPENDITURES AND REQUIRED PAYMENTS FOR 1952 | |
| General Government | |
| Administrative and executive | \$20,846.37 |
| Assessment and collection of taxes | 13,711.96 |
| Finance Department | |
| Protection to Persons & Property | |
| Fire | 5,643.97 |
| Police | 23,901.09 |
| Other | |
| Streets and Roads | |
| Repairs and maintenance | 20,539.46 |
| Street lighting | 7,467.00 |
| Sanitation | |
| Street cleaning | |
| Garbage and ash removal | 5,900.00 |
| Sewers | 8,519.45 |
| Health and Charities | |
| Health service | 205.00 |
| Poor (including relief) | 180.00 |
| Hospitals (aid and maintenance) | |
| Other | |
| Recreation | |
| Beaches and boardwalks | 3,019.00 |
| Parks and playgrounds | 573.70 |
| Other | |
| Educational | |
| (Exclusive of school districts) .. | 600.00 |
| Unclassified Purposes | |
| (Including contingent) | 468.00 |
| SUB-TOTAL—Municipal functions.. | \$111,575.00 |
| Per Capita—Municipal functions | |
| Capital imp'ts and capital imp't fund | \$260.69 |
| Debt Service | \$10,200.00 |
| Principal payments .. | \$21,500.00 |
| Interest payments .. | 16,013.00 |
| Total | 37,513.00 |
| Per Capita Debt Service | |
| | \$87.65 |
| Deferred Charges and Statutory Expenditures | |
| Emergencies | \$11,772.00 |
| Other deferred chgs. | 2,059.68 |
| Total | 13,831.68 |
| TOTAL—Municipal expenditures ... | \$173,119.68 |
| Required Payments for Local School, County, and Special District Taxes | |
| | 45,662.11 |
| TOTAL EXPENDITURES AND REQUIRED PAYMENTS | \$218,781.79 |
| Reserve for uncollected taxes | \$43,000.00 |
| GRAND TOTAL—Budget | \$261,781.79 |
| RECEIPTS AND REVENUES REALIZED IN 1952 TO MEET EXPENDITURES AND REQUIRED PAYMENTS | |
| Surplus revenue appropriated .. | \$21,000.00 |
| Miscellaneous revenues realized .. | 37,103.43 |
| State aid revenues realized | 7,130.00 |
| Delinquent taxes including | |
| liens—1952 collections | 9,701.56 |
| Current taxes—1952 collections .. | 165,451.44 |
| Emergency borrowings | |
| TOTAL RECEIPTS AND REVENUES REALIZED | \$240,386.43 |
| CAPITAL OUTLAY—1952 | |
| Beaches and boardwalks | |
| Buildings and equipment | |
| Parks and playgrounds | |
| Sewers | |
| Streets, roads and bridges | |
| Water supply | |
| Other | |

| | |
|---|---------------------|
| Tax rate | \$7.04 |
| Local school tax rate | 0.42 |
| County tax rate | 1.25 |
| Local purpose tax rate | 5.37 |
| TAXES | |
| Local school tax ... | \$11,424.38 |
| County taxes | 34,237.73 |
| Special district taxes | |
| Local purpose levy | 146,944.68 |
| Total tax levy (tax duplicate) .. | \$192,606.79 |
| Per Capita Total Tax Levy | \$450.02 |
| Current | |
| 1952 taxes levied (total) | \$195,705.52 |
| Collected in 1952 | 165,451.44 |
| Per cent of levy collected in 1952 .. | 84.54 |
| Transferred to liens | |
| Cancelled, abated or adjusted | |
| Outstanding December 31, 1952 .. | \$30,254.08 |
| All Prior Years Outstanding | |
| Balance January 1, 1952 | \$17,285.33 |
| Collected in 1952 | 9,701.56 |
| Balance December 31, 1952 | \$7,583.77 |
| Tax Title Liens Outstanding | |
| Balance January 1, 1952 | \$357,943.36 |
| Redeemed by cash | 1,107.87 |
| Balance December 31, 1952 | \$356,835.49 |
| Property Acquired by Deed or Foreclosure | |
| Balance January 1, 1952 | \$566,199.37 |
| Sale for cash | 37,390.00 |
| Balance December 31, 1952 | \$528,809.37 |
| CAPITAL DEBT, DECEMBER 31, 1952 | |
| Gross Debt | |
| School debt | |
| Self-liquidating debt .. | \$24,000.00 |
| Other capital debt .. | 561,100.00 |
| TOTAL GROSS DEBT | \$585,100.00 |
| Per Capita Gross Debt | |
| | \$1,367.06 |
| Deductions for | |
| School debt | |
| Self-liquidating debt .. | \$24,000.00 |
| Other capital debt .. | 87,708.00 |
| TOTAL DEDUCTIONS | 111,708.00 |
| NET DEBT | \$473,392.00 |
| Average Assessed Valuations | |
| Real Property 1950-1951-1952 .. | \$2,468,279.00 |
| Per Cent of Net Debt | 19.17 |
| CURRENT FINANCES DECEMBER 31, 1952 | |
| Cash | \$58,670.82 |
| Taxes receivable | 37,837.85 |
| Tax title liens | 356,835.49 |
| Foreclosed property | 528,809.37 |
| Accounts receivable | 380.02 |
| State road aid receivable | 2,703.38 |
| Emergencies and deferred charges .. | 2,178.10 |
| TOTAL ASSETS | \$987,415.03 |
| Cash liabilities | \$15,925.22 |
| Reserves | 923,862.73 |
| Surplus revenue | 47,627.08 |
| TOTAL LIABILITIES AND SURPLUS | \$987,415.03 |

AVON-BY-THE-SEA BOROUGH—MONMOUTH COUNTY

Population Census, 1950—1,650

Land Area 0.4 sq. mi.

Net Valuation Taxable \$3,032,489

| | |
|--|---------------------|
| EXPENDITURES AND REQUIRED PAYMENTS FOR 1952 | |
| General Government | |
| Administrative and executive | \$26,461.00 |
| Assessment and collection of taxes | 3,590.00 |
| Finance Department | |
| Protection to Persons & Property | |
| Fire | 4,775.00 |
| Police | 42,894.00 |
| Other | |
| Streets and Roads | |
| Repairs and maintenance | 24,055.00 |
| Street lighting | 7,200.00 |
| Sanitation | |
| Street cleaning | |
| Garbage and ash removal | 14,875.00 |
| Sewers | 5,070.00 |
| Health and Charities | |
| Health service | 300.00 |
| Poor (Including relief) | 1,050.00 |
| Hospitals (aid and maintenance) | |
| Other | 150.00 |
| Recreation | |
| Beaches and boardwalks | 26,425.00 |
| Parks and playgrounds | 750.00 |
| Other | |
| Educational | |
| (Exclusive of school districts) .. | 5,800.00 |
| Unclassified Purposes | |
| (Including contingent) | 1,715.00 |
| SUB-TOTAL—Municipal functions.. | \$165,110.00 |
| Per Capita—Municipal functions | |
| Capital imp'ts and capital imp't fund | \$100.07 |
| Debt Service | |
| Principal payments .. | \$26,500.00 |
| Interest payments .. | 4,229.62 |
| Total | 30,729.62 |
| Per Capita Debt | |
| Service | \$18.62 |
| Deferred Charges and Statutory Expenditures | |
| Emergencies | |
| Other deferred chgs. .. | \$6,673.53 |
| Total | 6,673.53 |
| TOTAL—Municipal expenditures .. | \$214,613.15 |
| Required Payments for Local School, County, and Special District Taxes | |
| | 92,787.57 |
| TOTAL EXPENDITURES AND REQUIRED PAYMENTS | \$307,400.72 |
| Reserve for uncollected taxes | \$28,566.66 |
| GRAND TOTAL—Budget | \$335,967.38 |
| RECEIPTS AND REVENUES REALIZED IN 1952 TO MEET EXPENDITURES AND REQUIRED PAYMENTS | |
| Surplus revenue appropriated .. | \$54,500.00 |
| Miscellaneous revenues realized .. | 80,183.38 |
| State aid revenues realized | 2,090.00 |
| Delinquent taxes including | |
| liens—1952 collections | 12,777.43 |
| Current taxes—1952 collections .. | 204,134.10 |
| Emergency borrowings | |
| TOTAL RECEIPTS AND REVENUES REALIZED | \$353,684.91 |

CAPITAL OUTLAY—1952

| | |
|----------------------------------|-------------|
| Beaches and boardwalks | \$46,865.56 |
| Buildings and equipment | |
| Parks and playgrounds | |
| Sewers | |
| Streets, roads and bridges | |
| Water supply | |
| Other | |

| | |
|---|---------------------|
| Tax rate | \$7.26 |
| Local school tax rate | 1.49 |
| County tax rate | 1.57 |
| Local purpose tax rate | 4.20 |
| TAXES | |
| Local school tax .. | \$45,268.18 |
| County taxes | 47,519.39 |
| Special district taxes | |
| Local purpose levy | \$92,787.57 |
| | 127,174.49 |
| Total tax levy (tax duplicate) .. | \$219,962.06 |
| Per Capita Total Tax Levy | |
| | \$133.31 |
| Current | |
| 1952 taxes levied (total) | \$219,962.06 |
| Collected in 1952 | 204,134.10 |
| Per cent of levy collected in 1952 ... | 92.80 |
| Transferred to liens | |
| Cancelled, abated or adjusted | |
| Outstanding December 31, 1952 .. | \$15,827.96 |
| All Prior Years Outstanding | |
| Balance January 1, 1952 | \$15,160.72 |
| Collected in 1952 | 12,777.43 |
| Balance December 31, 1952 | \$2,383.29 |
| Tax Title Liens Outstanding | |
| Balance January 1, 1952 | |
| Redeemed by cash | |
| Balance December 31, 1952 | |
| Property Acquired by Deed or Foreclosure | |
| Balance January 1, 1952 | \$4,605.00 |
| Sale for cash | |
| Balance December 31, 1952 | \$4,605.00 |
| CAPITAL DEBT, DECEMBER 31, 1952 | |
| Gross Debt | |
| School debt | \$41,000.00 |
| Self-liquidating debt .. | 39,500.00 |
| Other capital debt .. | 154,000.00 |
| TOTAL GROSS DEBT | \$234,500.00 |
| Per Capita Gross Debt | \$142.12 |
| Deductions for | |
| School debt | \$41,000.00 |
| Self-liquidating debt .. | 39,500.00 |
| Other capital debt .. | |
| TOTAL DEDUCTIONS | 80,500.00 |
| NET DEBT | \$154,000.00 |
| Average Assessed Valuations | |
| Real Property 1950-1951-1952 .. | \$2,813,817.00 |
| Per Cent of Net Debt | 5.47 |
| CURRENT FINANCES DECEMBER 31, 1952 | |
| Cash | \$115,901.09 |
| Taxes receivable | 18,211.25 |
| Tax title liens | |
| Foreclosed property | 4,605.00 |
| Accounts receivable | |
| State road aid receivable | 2,276.86 |
| Emergencies and deferred charges .. | |
| TOTAL ASSETS | \$140,994.20 |
| Cash liabilities | \$23,165.69 |
| Reserves | 22,816.25 |
| Surplus revenue | 95,012.26 |
| TOTAL LIABILITIES AND SURPLUS | \$140,994.20 |

BARNEGAT LIGHT BOROUGH—OCEAN COUNTY

Population Census, 1950—227

Land Area 0.62 sq. mi.

Net Valuation Taxable \$353,827

EXPENDITURES AND REQUIRED PAYMENTS FOR 1952

| | |
|---|--------------------|
| General Government | |
| Administrative and executive . . . | \$3,239.60 |
| Assessment and collection of taxes | 1,777.78 |
| Finance Department | |
| Protection to Persons & Property | |
| Fire | 2,500.00 |
| Police | 3,674.31 |
| Other | |
| Streets and Roads | |
| Repairs and maintenance | 7,035.19 |
| Street lighting | 1,769.58 |
| Sanitation | |
| Street cleaning | |
| Garbage and ash removal | 2,249.50 |
| Sewers | |
| Health and Charities | |
| Health service | |
| Poor (including relief) | 52.06 |
| Hospitals (aid and maintenance) | |
| Other | |
| Recreation | |
| Beaches and boardwalks | |
| Parks and playgrounds | |
| Other | |
| Educational | |
| (Exclusive of school districts) | |
| Unclassified Purposes | |
| (Including contingent) | 100.00 |
| SUB-TOTAL—Municipal functions.. | \$22,398.02 |

| | |
|---|-------------------|
| Per Capita—Municipal functions | \$98.67 |
| Capital imp'ts and capital imp't fund | |
| Debt Service | |
| Principal payments | \$1,000.00 |
| Interest payments | 375.00 |
| Total | \$1,375.00 |

| | |
|--|---------------|
| Per Capita Debt Service | \$6.06 |
| Deferred Charges and Statutory Expenditures | |
| Emergencies | |
| Other deferred chgs. | \$550.10 |
| Total | 550.10 |

| | |
|---|--------------------|
| TOTAL—Municipal expenditures | \$24,323.12 |
| Required Payments for Local School, County, and Special District Taxes | 12,132.57 |

| | |
|---|--------------------|
| TOTAL EXPENDITURES AND REQUIRED PAYMENTS | \$36,455.69 |
| Reserve for uncollected taxes | \$6,737.34 |
| GRAND TOTAL—Budget | \$43,193.03 |

| | |
|--|--------------------|
| RECEIPTS AND REVENUES REALIZED IN 1952 TO MEET EXPENDITURES AND REQUIRED PAYMENTS | |
| Surplus revenue appropriated | \$12,500.00 |
| Miscellaneous revenues realized | 5,360.38 |
| State aid revenues realized | 2,626.00 |
| Delinquent taxes including | |
| liens—1952 collections | 5,111.24 |
| current taxes—1952 collections.. | 22,837.73 |
| Emergency borrowings | |
| TOTAL RECEIPTS AND REVENUES REALIZED | \$48,435.35 |

CAPITAL OUTLAY—1952

| | |
|--------------------------------------|-------------|
| Beaches and boardwalks | |
| Buildings and equipment | |
| Parks and playgrounds | |
| Sewers | |
| Streets, roads and bridges | |
| Water supply | \$10,000.00 |
| Other | |

| | |
|----------------------------------|---------------|
| Tax rate | \$7.54 |
| Local school tax rate | 1.36 |
| County tax rate | 2.07 |
| Local purpose tax rate | 4.11 |

TAXES

| | | |
|--|--------------|--------------------|
| Local school tax | \$4,800.37 | |
| County taxes | 7,332.20 | |
| Special district taxes | | |
| Local purpose levy | | \$12,132.57 |
| Total tax levy (tax duplicate) .. | | \$26,661.06 |

| | |
|--|-----------------|
| Per Capita Total Tax Levy | \$117.45 |
|--|-----------------|

| | |
|--|-------------|
| Current | |
| 1952 taxes levied (total) | \$27,381.71 |
| Collected in 1952 | 22,837.73 |
| Per cent of levy collected in 1952 | 83.40 |
| Transferred to liens | 11.31 |
| Cancelled, abated or adjusted | 49.80 |
| Outstanding December 31, 1952 .. | \$4,421.76 |

| | |
|-------------------------------------|------------|
| All Prior Years Outstanding | |
| Balance January 1, 1952 | \$5,824.06 |
| Collected in 1952 | 5,111.24 |
| Balance December 31, 1952 | \$712.82 |

| | |
|-------------------------------------|----------|
| Tax Title Liens Outstanding | |
| Balance January 1, 1952 | \$131.38 |
| Redeemed by cash | |
| Balance December 31, 1952 | \$142.69 |

| | |
|---|------------|
| Property Acquired by Deed or Foreclosure | |
| Balance January 1, 1952 | \$8,128.14 |
| Sale for cash | 6,257.99 |
| Balance December 31, 1952 | \$5,026.48 |

CAPITAL DEBT, DECEMBER 31, 1952

| | |
|--------------------------------|-------------|
| Gross Debt | |
| School debt | \$13,718.00 |
| Self-liquidating debt. | 20,500.00 |
| Other capital debt .. | 5,500.00 |

| | |
|--|--------------------|
| TOTAL GROSS DEBT | \$39,718.00 |
| Per Capita Gross Debt | \$174.97 |

| | |
|--------------------------------|-------------|
| Deductions for | |
| School debt | \$13,718.00 |
| Self-liquidating debt. | 20,500.00 |
| Other capital debt .. | |

| | |
|-----------------------------------|-------------------|
| TOTAL DEDUCTIONS | 34,218.00 |
| NET DEBT | \$5,500.00 |

| | |
|------------------------------------|--------------|
| Average Assessed Valuations | |
| Real Property 1950-1951-1952 .. | \$307,531.00 |
| Per Cent of Net Debt | 1.78 |

CURRENT FINANCES DECEMBER 31, 1952

| | |
|--|--------------------|
| Cash | \$46,056.00 |
| Taxes receivable | 5,134.58 |
| Tax title liens | 132.69 |
| Foreclosed property | 5,026.48 |
| Accounts receivable | 3,148.11 |
| State road aid receivable | |
| Emergencies and deferred charges | |
| TOTAL ASSETS | \$59,507.86 |

| | |
|----------------------------|------------|
| Cash liabilities | \$1,564.37 |
| Reserves | 13,451.86 |
| Surplus revenue | 44,491.63 |

| | |
|--|--------------------|
| TOTAL LIABILITIES AND SURPLUS | \$59,507.86 |
|--|--------------------|

BARRINGTON BOROUGH—CAMDEN COUNTY

Population Census, 1950—2,651

Land Area 1.66 sq. mi.

Net Valuation Taxable \$3,216,021

| | |
|--|---------------------|
| EXPENDITURES AND REQUIRED PAYMENTS FOR 1952 | |
| General Government | |
| Administrative and executive | \$18,585.00 |
| Assessment and collection of taxes | 4,156.00 |
| Finance Department | 726.00 |
| Protection to Persons & Property | |
| Fire | 6,395.00 |
| Police | 19,155.00 |
| Other | |
| Streets and Roads | |
| Repairs and maintenance | 12,582.00 |
| Street lighting | 7,450.00 |
| Sanitation | |
| Street cleaning | |
| Garbage and ash removal | 5,560.00 |
| Sewers | 13,385.00 |
| Health and Charities | |
| Health service | 1,250.00 |
| Poor (including relief) | 875.00 |
| Hospitals (aid and maintenance) | |
| Other | |
| Recreation | |
| Beaches and boardwalks | |
| Parks and playgrounds | |
| Other | 1,350.00 |
| Educational | |
| (Exclusive of school districts) | |
| Unclassified Purposes | |
| (Including contingent) | 350.00 |
| SUB-TOTAL—Municipal functions.. | \$91,819.00 |
| Per Capita—Municipal functions | |
| Capital imp'ts and capital imp't fund | \$34.64 |
| Debt Service | |
| Principal payments | \$8,000.00 |
| Interest payments | 10,380.00 |
| Total | 18,380.00 |
| Per Capita Debt Service | |
| Deferred Charges and Statutory Expenditures | |
| Emergencies | \$800.00 |
| Other deferred chgs. | |
| Total | 800.00 |
| TOTAL—Municipal expenditures | \$130,299.00 |
| Required Payments for Local School, County, and Special District Taxes | |
| Total Expenditures and Required Payments | \$277,434.17 |
| Reserve for uncollected taxes | \$23,044.44 |
| GRAND TOTAL—Budget | \$300,478.61 |
| RECEIPTS AND REVENUES REALIZED IN 1952 TO MEET EXPENDITURES AND REQUIRED PAYMENTS | |
| Surplus revenue appropriated | \$15,000.00 |
| Miscellaneous revenues realized | 54,721.30 |
| State aid revenues realized | 3,345.49 |
| Delinquent taxes including liens—1952 collections | 16,086.71 |
| Current taxes—1952 collections.. | 227,255.49 |
| Emergency borrowings | |
| TOTAL RECEIPTS AND REVENUES REALIZED | \$316,408.99 |

CAPITAL OUTLAY—1952

| | |
|--------------------------------------|------------|
| Beaches and boardwalks | |
| Buildings and equipment | \$4,554.67 |
| Parks and playgrounds | |
| Sewers | |
| Streets, roads and bridges | |
| Water supply | |
| Other | |

| | |
|----------------------------------|---------------|
| Tax rate | \$7.12 |
| Local school tax rate | 2.97 |
| County tax rate | 1.60 |
| Local purpose tax rate | 2.55 |

TAXES

| | | |
|--|---------------------|--|
| Local school tax | \$95,519.51 | |
| County taxes | 51,615.66 | |
| Special district taxes | | |
| Local purpose levy | \$147,135.17 | |
| Total tax levy (tax duplicate) .. | \$228,978.61 | |

| | |
|--|----------------|
| Per Capita Total Tax Levy | \$86.37 |
|--|----------------|

Current

| | |
|--|--------------|
| 1952 taxes levied (total) | \$236,391.17 |
| Collected in 1952 | 227,255.49 |
| Per cent of levy collected in 1952 | 96.13 |
| Transferred to liens | |
| Cancelled, abated or adjusted | 2,443.84 |
| Outstanding December 31, 1952 .. | \$6,691.84 |

All Prior Years Outstanding

| | |
|-------------------------------------|-------------|
| Balance January 1, 1952 | \$17,108.70 |
| Collected in 1952 | 16,086.71 |
| Balance December 31, 1952 | \$231.16 |

Tax Title Liens Outstanding

| | |
|-------------------------------------|------------|
| Balance January 1, 1952 | \$1,221.94 |
| Redeemed by cash | |
| Balance December 31, 1952 | \$1,221.94 |

Property Acquired by Deed or Foreclosure

| | |
|-------------------------------------|------------|
| Balance January 1, 1952 | \$7,240.00 |
| Sale for cash | 2,700.00 |
| Balance December 31, 1952 | \$4,490.00 |

CAPITAL DEBT, DECEMBER 31, 1952

| | |
|--|---------------------|
| Gross Debt | |
| School debt | \$360,000.00 |
| Self-liquidating debt | |
| Other capital debt | 209,500.00 |
| TOTAL GROSS DEBT | \$569,500.00 |
| Per Capita Gross Debt | |
| Debt | \$214.82 |

Deductions for

| | |
|-----------------------------------|---------------------|
| School debt | \$144,455.00 |
| Self-liquidating debt | |
| Other capital debt | |
| TOTAL DEDUCTIONS | 144,455.00 |
| NET DEBT | \$425,045.00 |

Average Assessed Valuations

| | |
|--------------------------------|----------------|
| Real Property 1950-1951-1952.. | \$2,407,577.00 |
| Per Cent of Net Debt | 17.65 |

CURRENT FINANCES DECEMBER 31, 1952

| | |
|-------------------------------------|---------------------|
| Cash | \$108,027.31 |
| Taxes receivable | 6,923.00 |
| Tax title liens | 1,221.94 |
| Foreclosed property | 4,490.00 |
| Accounts receivable | 2,564.65 |
| State road aid receivable | |
| Emergencies and deferred charges .. | 7,500.00 |
| TOTAL ASSETS | \$130,726.90 |

| | |
|----------------------------|-------------|
| Cash liabilities | \$19,858.49 |
| Reserves | 15,199.59 |
| Surplus revenue | 95,668.82 |

| | |
|--|---------------------|
| TOTAL LIABILITIES AND SURPLUS | \$130,726.90 |
|--|---------------------|

BASS RIVER TOWNSHIP—BURLINGTON COUNTY

Population Census, 1950—688 Land Area 79.65 sq. mi. Net Valuation Taxable \$489,380

| | | | | |
|--|------------|---|------------------------------------|--|
| EXPENDITURES AND REQUIRED PAYMENTS FOR 1952 | | Tax rate | \$6.60 | |
| General Government | | Local school tax rate | 4.34 | |
| Administrative and executive | \$2,016.25 | County tax rate | 2.26 | |
| Assessment and collection of taxes | 1,879.30 | Local purpose tax rate | | |
| Finance Department | 431.50 | TAXES | | |
| Protection to Persons & Property | | Local school tax ... | \$21,176.41 | |
| Fire | 631.95 | County taxes | 11,060.28 | |
| Police | 1,100.00 | Special district taxes | | |
| Other | | Local purpose levy | \$32,236.69 | |
| Streets and Roads | | Total tax levy (tax duplicate) .. | \$32,236.69 | |
| Repairs and maintenance | 4,775.00 | | | |
| Street lighting | 2,225.00 | | | |
| Sanitation | | Per Capita Total | | |
| Street cleaning | | Tax Levy | \$46.86 | |
| Garbage and ash removal | | Current | | |
| Sewers | | 1952 taxes levied (total) | \$32,299.08 | |
| Health and Charities | | Collected in 1952 | 26,893.98 | |
| Health service | 26.00 | Per cent of levy collected in 1952 ... | 83.26 | |
| Poor (including relief) | 1,250.00 | Transferred to liens | 429.33 | |
| Hospitals (aid and maintenance) .. | 50.00 | Cancelled, abated or adjusted .. | 93.72 | |
| Other | | Outstanding December 31, 1952 .. | \$4,882.05 | |
| Recreation | | All Prior Years Outstanding | | |
| Beaches and boardwalks | | Balance January 1, 1952 | \$7,302.22 | |
| Parks and playgrounds | | Collected in 1952 | 5,358.52 | |
| Other | | Balance December 31, 1952 | \$747.14 | |
| Educational | | Tax Title Liens Outstanding | | |
| (Exclusive of school districts) .. | | Balance January 1, 1952 | \$1,078.48 | |
| Unclassified Purposes | | Redeemed by cash | 413.37 | |
| (Including contingent) | 100.00 | Balance December 31, 1952 | \$1,900.31 | |
| SUB-TOTAL—Municipal functions.. | | \$14,485.00 | | |
| Per Capita—Municipal functions | | \$21.05 | | |
| Capital imp'ts and capital imp't fund .. | | Property Acquired by Deed or Foreclosure | | |
| Debt Service | | Balance January 1, 1952 | | |
| Principal payments .. | | Sale for cash | | |
| Interest payments .. | | Balance December 31, 1952 | \$550.00 | |
| Total | | | | |
| Per Capita Debt Service | | | | |
| Deferred Charges and Statutory Expenditures | | | | |
| Emergencies | \$100.00 | CAPITAL DEBT, DECEMBER 31, 1952 | | |
| Other deferred chgs. .. | 2,207.28 | Gross Debt | | |
| Total | | \$2,307.28 | School debt | |
| TOTAL—Municipal expenditures .. | | \$16,792.28 | Self-liquidating debt. | |
| Required Payments for Local School, County, and Special District Taxes | | 32,236.69 | Other capital debt .. | |
| TOTAL EXPENDITURES AND REQUIRED PAYMENTS | | \$49,028.97 | TOTAL GROSS DEBT | |
| Reserve for uncollected taxes | | \$6,212.60 | Per Capita Gross Debt | |
| GRAND TOTAL—Budget | | \$55,241.57 | Deductions for | |
| RECEIPTS AND REVENUES REALIZED IN 1952 TO MEET EXPENDITURES AND REQUIRED PAYMENTS | | | | |
| Surplus revenue appropriated .. | \$6,920.88 | TOTAL DEDUCTIONS | | |
| Miscellaneous revenues realized .. | 10,385.01 | NET DEBT | | |
| State aid revenues realized | 3,261.00 | Average Assessed Valuations | | |
| Delinquent taxes including | 5,771.89 | Real Property 1950-1951-1952 .. | \$468,078.00 | |
| liens—1952 collections .. | 26,893.98 | Per Cent of Net Debt | | |
| Current taxes—1952 collections .. | | CURRENT FINANCES DECEMBER 31, 1952 | | |
| Emergency borrowings | | Cash | \$18,633.48 | |
| TOTAL RECEIPTS AND REVENUES REALIZED | | Taxes receivable | 5,629.19 | |
| \$53,232.76 | | Tax title liens | 1,900.31 | |
| CAPITAL OUTLAY—1952 | | Foreclosed property | 550.00 | |
| Beaches and boardwalks | | Accounts receivable | 92.83 | |
| Buildings and equipment | | State road aid receivable | | |
| Parks and playgrounds | | Emergencies and deferred charges .. | | |
| Sewers | | TOTAL ASSETS | | |
| Streets, roads and bridges | | \$26,805.81 | | |
| Water supply | | Cash liabilities | \$3,494.15 | |
| Other | | Reserves | 8,172.33 | |
| | | Surplus revenue | 15,139.33 | |
| | | TOTAL LIABILITIES AND SURPLUS | | |
| | | \$26,805.81 | | |

BAY HEAD BOROUGH—OCEAN COUNTY

Population Census, 1950—808 Land Area 0.65 sq. mi. Net Valuation Taxable \$2,172,225

| | |
|--|---------------------|
| EXPENDITURES AND REQUIRED PAYMENTS FOR 1952 | |
| General Government | |
| Administrative and executive | \$8,100.00 |
| Assessment and collection of taxes | 3,000.00 |
| Finance Department | |
| Protection to Persons & Property | |
| Fire | 4,200.00 |
| Police | 17,920.00 |
| Other | |
| Streets and Roads | |
| Repairs and maintenance | 6,600.00 |
| Street lighting | 3,000.00 |
| Sanitation | |
| Street cleaning | |
| Garbage and ash removal | 12,000.00 |
| Sewers | 9,200.00 |
| Health and Charities | |
| Health service | 100.00 |
| Poor (including relief) | 600.00 |
| Hospitals (aid and maintenance) | |
| Other | 250.00 |
| Recreation | |
| Beaches and boardwalks | 4,900.00 |
| Parks and playgrounds | 400.00 |
| Other | |
| Educational (Exclusive of school districts) .. | |
| | 150.00 |
| Unclassified Purposes (Including contingent) | |
| | |
| SUB-TOTAL—Municipal functions.. | \$70,420.00 |
| Per Capita—Municipal functions | |
| | \$87.15 |
| Capital imp'ts and capital imp't fund | \$12,000.00 |
| Debt Service | |
| Principal payments .. | \$2,800.00 |
| Interest payments .. | 200.00 |
| Total | 3,000.00 |
| Per Capita Debt Service | |
| | \$3.71 |
| Deferred Charges and Statutory Expenditures | |
| Emergencies | |
| Other deferred chgs. .. | \$2,629.75 |
| Total | 2,629.75 |
| TOTAL—Municipal expenditures .. | \$88,049.75 |
| Required Payments for Local School, County, and Special District Taxes | |
| | 80,499.10 |
| TOTAL EXPENDITURES AND REQUIRED PAYMENTS | \$168,548.85 |
| Reserve for uncollected taxes | \$16,800.00 |
| GRAND TOTAL—Budget | \$185,348.85 |
| RECEIPTS AND REVENUES REALIZED IN 1952 TO MEET EXPENDITURES AND REQUIRED PAYMENTS | |
| Surplus revenue appropriated .. | \$25,000.00 |
| Miscellaneous revenues realized .. | 20,630.65 |
| State aid revenues realized | 1,531.00 |
| Delinquent taxes including | |
| Liens—1952 collections | 8,226.37 |
| Current taxes—1952 collections .. | 133,096.15 |
| Emergency borrowings | |
| TOTAL RECEIPTS AND REVENUES REALIZED | \$188,484.17 |
| CAPITAL OUTLAY—1952 | |
| Beaches and boardwalks | |
| Buildings and equipment | |
| Parks and playgrounds | |
| Sewers | \$75,436.61 |
| Streets, roads and bridges | |
| Water supply | |
| Other | 11,000.00 |

| | |
|---|---------------------|
| Tax rate | \$6.47 |
| Local school tax rate | 1.59 |
| County tax rate | 2.12 |
| Local purpose tax rate | 2.76 |
| TAXES | |
| Local school tax ... | \$34,437.37 |
| County taxes | 46,061.73 |
| Special district taxes | |
| Local purpose levy | \$80,499.10 |
| | 60,018.75 |
| Total tax levy (tax duplicate) .. | \$140,517.85 |
| Per Capita Total Tax Levy | |
| | \$173.91 |
| Current | |
| 1952 taxes levied (total) | \$141,375.70 |
| Collected in 1952 | 133,096.15 |
| Per cent of levy collected in 1952 ... | 94.14 |
| Transferred to liens | 87.37 |
| Cancelled, abated or adjusted | |
| Outstanding December 31, 1952 .. | \$8,192.18 |
| All Prior Years Outstanding | |
| Balance January 1, 1952 | \$9,291.85 |
| Collected in 1952 | 8,226.37 |
| Balance December 31, 1952 | \$645.49 |
| Tax Title Liens Outstanding | |
| Balance January 1, 1952 | \$5,086.60 |
| Redeemed by cash | |
| Balance December 31, 1952 | \$1,276.45 |
| Property Acquired by Deed or Foreclosure | |
| Balance January 1, 1952 | |
| Sale for cash | \$600.00 |
| Balance December 31, 1952 | \$1,250.00 |

| | |
|--|---------------------|
| CAPITAL DEBT, DECEMBER 31, 1952 | |
| Gross Debt | |
| School debt | \$37,000.00 |
| Self-liquidating debt .. | |
| Other capital debt .. | 185,000.00 |
| TOTAL GROSS DEBT | \$222,000.00 |
| Per Capita Gross Debt | \$274.75 |
| Deductions for | |
| School debt | \$37,000.00 |
| Self-liquidating debt .. | |
| Other capital debt .. | |
| TOTAL DEDUCTIONS | 37,000.00 |
| NET DEBT | \$185,000.00 |
| Average Assessed Valuations | |
| Real Property 1950-1951-1952 .. | \$1,995,732.00 |
| Per Cent of Net Debt | 9.26 |

| | |
|--|---------------------|
| CURRENT FINANCES DECEMBER 31, 1952 | |
| Cash | \$95,538.84 |
| Taxes receivable | 8,837.67 |
| Tax title liens | 1,276.45 |
| Foreclosed property | 1,250.00 |
| Accounts receivable | 37.95 |
| State road aid receivable | |
| Emergencies and deferred charges .. | 2,075.70 |
| TOTAL ASSETS | \$109,016.61 |
| Cash liabilities | \$26,070.99 |
| Reserves | 11,402.07 |
| Surplus revenue | 71,543.55 |
| TOTAL LIABILITIES AND SURPLUS | \$109,016.61 |

BAYONNE CITY—HUDSON COUNTY

Population Census, 1950—77,203

Land Area 4.3 sq. mi.

Net Valuation Taxable \$146,648,106

| | |
|--|------------------------|
| EXPENDITURES AND REQUIRED PAYMENTS FOR 1952 | |
| General Government | |
| Administrative and executive | \$581,042.84 |
| Assessment and collection of taxes | 128,780.00 |
| Finance Department | 61,890.00 |
| Protection to Persons & Property | |
| Fire | 926,751.92 |
| Police | 1,066,516.80 |
| Other | 226,361.43 |
| Streets and Roads | |
| Repairs and maintenance | 207,480.00 |
| Street lighting | 82,050.00 |
| Sanitation | |
| Street cleaning | 138,700.00 |
| Garbage and ash removal | 295,480.00 |
| Sewers | 76,000.00 |
| Health and Charities | |
| Health service | 128,462.40 |
| Poor (including relief) | 143,977.20 |
| Hospitals (aid and maintenance) | 149,641.50 |
| Other | |
| Recreation | |
| Beaches and boardwalks | |
| Parks and playgrounds | 224,772.76 |
| Other | |
| Educational | |
| (Exclusive of school districts) .. | 120,000.00 |
| Unclassified Purposes | |
| (Including contingent) | 123,007.75 |
| SUB-TOTAL—Municipal functions.. | \$4,680,914.60 |
| Per Capita—Municipal functions | |
| Capital imp'ts and capital imp't fund | \$60.63 |
| Debt Service | |
| Principal payments .. | \$952,500.00 |
| Interest payments .. | 341,644.38 |
| Total | *\$1,294,144.38 |
| Per Capita Debt Service | |
| Deferred Charges and Statutory Expenditures | \$16.76 |
| Emergencies | \$134,871.93 |
| Other deferred chgs. | 410,369.96 |
| Total | 545,241.89 |
| TOTAL—Municipal expenditures .. | \$6,571,424.21 |
| Required Payments for Local School, County, and Special District Taxes | |
| | 5,331,786.08 |
| TOTAL EXPENDITURES AND REQUIRED PAYMENTS | \$11,903,210.29 |
| Reserve for uncollected taxes | \$725,584.41 |
| GRAND TOTAL—Budget | \$12,628,794.70 |
| RECEIPTS AND REVENUES REALIZED IN 1952 TO MEET EXPENDITURES AND REQUIRED PAYMENTS | |
| Surplus revenue appropriated .. | \$309,871.93 |
| Miscellaneous revenues realized. | 941,892.97 |
| State aid revenues realized | 37,011.00 |
| Delinquent taxes including | |
| liens—1952 collections | 381,426.26 |
| current taxes—1952 collections.. | 10,543,844.17 |
| Emergency borrowings | |
| TOTAL RECEIPTS AND REVENUES REALIZED | \$12,214,046.33 |
| CAPITAL OUTLAY—1952 | |
| Beaches and boardwalks | |
| Buildings and equipment | |
| Parks and playgrounds | |
| Sewers | \$141.82 |
| Streets, roads and bridges | |
| Water supply | 1,840.57 |
| Other | 1,585.87 |

| | |
|---|------------------------|
| Tax rate | \$7.50 |
| Local school tax rate | 1.90 |
| County tax rate | 1.74 |
| Local purpose tax rate | 3.95 |
| TAXES | |
| Local school tax ... | \$2,785,849.33 |
| County taxes | 2,545,936.75 |
| Special district taxes | |
| Local purpose levy | \$5,331,786.08 |
| | 5,786,765.52 |
| Total tax levy (tax duplicate) .. | \$11,118,551.60 |
| Per Capita Total Tax Levy | |
| | \$144.02 |
| Current | |
| 1952 taxes levied (total) | \$11,129,689.72 |
| Collected in 1952 | 10,543,844.17 |
| Per cent of levy collected in 1952 ... | 94.73 |
| Transferred to liens | 79,829.44 |
| Cancelled, abated or adjusted | 7,929.53 |
| Outstanding December 31, 1952 .. | \$498,086.58 |
| All Prior Years Outstanding | |
| Balance January 1, 1952 | \$485,773.38 |
| Collected in 1952 | 365,982.82 |
| Balance December 31, 1952 | \$109,647.68 |
| Tax Title Liens Outstanding | |
| Balance January 1, 1952 | \$535,334.52 |
| Redeemed by cash | 15,443.44 |
| Balance December 31, 1952 | \$603,686.88 |
| Property Acquired by Deed or Foreclosure | |
| Balance January 1, 1952 | \$11,646,055.00 |
| Sale for cash | 39,374.84 |
| Balance December 31, 1952 | \$11,576,548.41 |

CAPITAL DEBT, DECEMBER 31, 1952

| | |
|------------------------------------|------------------------|
| Gross Debt | |
| School debt | \$1,593,000.00 |
| Self-liquidating debt. | 1,182,000.00 |
| Other capital debt .. | 16,853,000.00 |
| TOTAL GROSS DEBT | \$19,633,000.00 |
| Per Capita Gross Debt | |
| | \$254.30 |
| Deductions for | |
| School debt | \$1,593,000.00 |
| Self-liquidating debt. | |
| Other capital debt .. | 1,265,000.00 |
| TOTAL DEDUCTIONS | 2,858,000.00 |
| NET DEBT | \$16,775,000.00 |

| | |
|------------------------------------|------------------|
| Average Assessed Valuations | |
| Real Property 1950-1951-1952 .. | \$115,553,416.00 |
| Per Cent of Net Debt | 14.51 |

CURRENT FINANCES DECEMBER 31, 1952

| | |
|--|------------------------|
| Cash | \$1,026,527.40 |
| Taxes receivable | 607,734.26 |
| Tax title liens | 603,686.88 |
| Foreclosed property | 11,576,548.41 |
| Accounts receivable | 45,568.06 |
| State road aid receivable | 2,192.63 |
| Emergencies and deferred charges .. | 97,162.29 |
| TOTAL ASSETS | \$13,959,419.93 |
| Cash liabilities | \$596,293.80 |
| Reserves | 12,833,537.61 |
| Surplus revenue | 529,588.52 |
| TOTAL LIABILITIES AND SURPLUS | \$13,959,419.93 |

* Includes \$284,887.50 Art. VI School Debt Service.

BEACH HAVEN BOROUGH—OCEAN COUNTY

Population Census, 1950—1,050

Land Area 1.0 sq. mi.

Net Valuation Taxable \$3,031,988

| | |
|---|---------------------|
| EXPENDITURES AND REQUIRED PAYMENTS FOR 1952 | |
| General Government | |
| Administrative and executive | \$27,256.82 |
| Assessment and collection of taxes | 8,650.00 |
| Finance Department | |
| Protection to Persons & Property | |
| Fire | 9,230.00 |
| Police | 25,760.48 |
| Other | |
| Streets and Roads | |
| Repairs and maintenance | 36,998.55 |
| Street lighting | 8,800.00 |
| Sanitation | |
| Street cleaning | |
| Garbage and ash removal | 13,350.00 |
| Sewers | |
| Health and Charities | |
| Health service | 300.00 |
| Poor (including relief) | 200.00 |
| Hospitals (aid and maintenance) | |
| Other | 3,335.54 |
| Recreation | |
| Beaches and boardwalks | 664.23 |
| Parks and playgrounds | 1,232.42 |
| Other | |
| Educational | |
| (Exclusive of school districts) .. | 4,500.00 |
| Unclassified Purposes | |
| (Including contingent) | 1,045.98 |
| SUB-TOTAL—Municipal functions.. | \$141,324.02 |
| Per Capita—Municipal functions | |
| Capital imp'ts and capital imp't fund | \$134.59 |
| Debt Service | \$10,016.59 |
| Principal payments .. | \$13,200.00 |
| Interest payments .. | 2,169.00 |
| Total | 15,369.00 |
| Per Capita Debt Service | |
| Deferred Charges and Statutory Expenditures | \$14.64 |
| Emergencies | |
| Other deferred chgs. .. | \$6,048.69 |
| Total | 6,048.69 |
| TOTAL—Municipal expenditures .. | \$172,758.30 |
| Required Payments for Local School, County, and Special District Taxes | |
| | 120,508.96 |
| TOTAL EXPENDITURES AND REQUIRED PAYMENTS | \$293,267.26 |
| Reserve for uncollected taxes | \$33,500.00 |
| GRAND TOTAL—Budget | \$326,767.26 |

| | |
|--|---------------------|
| RECEIPTS AND REVENUES REALIZED IN 1952 TO MEET EXPENDITURES AND REQUIRED PAYMENTS | |
| Surplus revenue appropriated | \$46,400.00 |
| Miscellaneous revenues realized | 27,245.07 |
| State aid revenues realized | 10,720.78 |
| Delinquent taxes including | |
| liens—1952 collections | 14,815.90 |
| current taxes—1952 collections .. | 215,055.28 |
| Emergency borrowings | |
| TOTAL RECEIPTS AND REVENUES REALIZED | \$314,237.03 |

CAPITAL OUTLAY—1952

| | |
|----------------------------------|-------------|
| Beaches and boardwalks | |
| Buildings and equipment | |
| Parks and playgrounds | |
| Sewers | \$14,345.22 |
| Streets, roads and bridges | |
| Water supply | |
| Other | |

| | |
|------------------------------|---------------|
| Tax rate | \$7.54 |
| Local school tax rate | 1.91 |
| County tax rate | 2.07 |
| Local purpose tax rate | 3.56 |

TAXES

| | | |
|--|---------------------|--|
| Local school tax ... | \$57,870.19 | |
| County taxes | 62,638.77 | |
| Special district taxes | | |
| Local purpose levy | 109,486.69 | |
| Total tax levy (tax duplicate) .. | \$229,995.65 | |
| Per Capita Total Tax Levy | \$219.04 | |

| | |
|--|--------------|
| Current | |
| 1952 taxes levied (total) | \$233,348.50 |
| Collected in 1952 | 215,055.28 |
| Per cent of levy collected in 1952 ... | 92.16 |
| Transferred to liens | |
| Cancelled, abated or adjusted | |
| Outstanding December 31, 1952 .. | \$18,293.22 |

| | |
|------------------------------------|-------------|
| All Prior Years Outstanding | |
| Balance January 1, 1952 | \$25,182.18 |
| Collected in 1952 | 14,295.77 |
| Balance December 31, 1952 | \$10,886.41 |

| | |
|------------------------------------|-------------|
| Tax Title Liens Outstanding | |
| Balance January 1, 1952 | \$30,193.14 |
| Redeemed by cash | 520.13 |
| Balance December 31, 1952 | \$29,673.01 |

| | |
|---|-------------|
| Property Acquired by Deed or Foreclosure | |
| Balance January 1, 1952 | \$32,775.00 |
| Sale for cash | 5,875.00 |
| Balance December 31, 1952 | \$28,925.00 |

CAPITAL DEBT, DECEMBER 31, 1952

| | |
|------------------------------------|---------------------|
| Gross Debt | |
| School debt | |
| Self-liquidating debt .. | \$71,979.00 |
| Other capital debt .. | 52,400.00 |
| TOTAL GROSS DEBT | \$124,379.00 |
| Per Capita Gross Debt | \$118.46 |

| | |
|-------------------------------|--------------------|
| Deductions for | |
| School debt | |
| Self-liquidating debt .. | \$71,979.00 |
| Other capital debt .. | 240.00 |
| TOTAL DEDUCTIONS | 72,219.00 |
| NET DEBT | \$52,160.00 |

| | |
|------------------------------------|----------------|
| Average Assessed Valuations | |
| Real Property 1950-1951-1952.. | \$2,807,456.00 |
| Per Cent of Net Debt | 1.85 |

CURRENT FINANCES DECEMBER 31, 1952

| | |
|-------------------------------------|---------------------|
| Cash | \$115,977.87 |
| Taxes receivable | 29,179.63 |
| Tax title liens | 29,673.01 |
| Foreclosed property | 28,925.00 |
| Accounts receivable | 233.55 |
| State road aid receivable | |
| Emergencies and deferred charges .. | 12,266.61 |
| TOTAL ASSETS | \$216,255.67 |

| | |
|--|---------------------|
| Cash liabilities | \$25,577.45 |
| Reserves | 88,011.19 |
| Surplus revenue | 102,667.03 |
| TOTAL LIABILITIES AND SURPLUS | \$216,255.67 |

BEACHWOOD BOROUGH—OCEAN COUNTY

Population Census, 1950—1,251

Land Area 2.8 sq. mi.

Net Valuation Taxable \$1,288,325

| | |
|--|--------------------|
| EXPENDITURES AND REQUIRED PAYMENTS FOR 1952 | |
| General Government | |
| Administrative and executive | \$12,900.00 |
| Assessment and collection of taxes | 4,650.00 |
| Finance Department | |
| Protection to Persons & Property | |
| Fire | 3,100.00 |
| Police | 11,600.00 |
| Other | |
| Streets and Roads | |
| Repairs and maintenance | 9,040.00 |
| Street lighting | 4,600.00 |
| Sanitation | |
| Street cleaning | |
| Garbage and ash removal | 3,300.00 |
| Sewers | |
| Health and Charities | |
| Health service | 50.00 |
| Poor (including relief) | 200.00 |
| Hospitals (aid and maintenance). | |
| Other | |
| Recreation | |
| Beaches and boardwalks | |
| Parks and playgrounds | |
| Other | |
| Educational | |
| (Exclusive of school districts) .. | 1,000.00 |
| Unclassified Purposes | |
| (Including contingent) | |
| SUB-TOTAL—Municipal functions.. | \$50,440.00 |

| | |
|---|--------------------|
| Per Capita—Municipal functions | \$40.32 |
| Capital imp'ts and capital imp't fund | |
| Debt Service | |
| Principal payments .. | \$10,000.00 |
| Interest payments .. | 1,773.75 |
| Total | \$11,773.75 |

| | |
|--|-----------------|
| Per Capita Debt Service | \$9.41 |
| Deferred Charges and Statutory Expenditures | |
| Emergencies | \$7,000.00 |
| Other deferred chgs. | 362.16 |
| Total | 7,362.16 |

| | |
|---|--------------------|
| TOTAL—Municipal expenditures .. | \$69,575.91 |
| Required Payments for Local School, County, and Special District Taxes | 82,846.05 |

| | |
|---|---------------------|
| TOTAL EXPENDITURES AND REQUIRED PAYMENTS | \$152,421.96 |
| Reserve for uncollected taxes | \$29,200.00 |
| GRAND TOTAL—Budget | \$181,621.96 |

| | |
|--|---------------------|
| RECEIPTS AND REVENUES REALIZED IN 1952 TO MEET EXPENDITURES AND REQUIRED PAYMENTS | |
| Surplus revenue appropriated .. | \$18,650.00 |
| Miscellaneous revenues realized .. | 17,862.06 |
| State aid revenues realized | 5,624.48 |
| Delinquent taxes including | |
| liens—1952 collections | 14,606.97 |
| current taxes—1952 collections.. | 114,876.21 |
| Emergency borrowings | |
| TOTAL RECEIPTS AND REVENUES REALIZED | \$171,619.72 |

| | |
|----------------------------------|-----------|
| CAPITAL OUTLAY—1952 | |
| Beaches and boardwalks | \$666.14 |
| Buildings and equipment | 16,511.66 |
| Parks and playgrounds | |
| Sewers | |
| Streets, roads and bridges | |
| Water supply | 17,964.03 |
| Other | |

| | |
|------------------------------|----------------|
| Tax rate | \$10.32 |
| Local school tax rate | 4.33 |
| County tax rate | 2.10 |
| Local purpose tax rate | 3.89 |

| | |
|--|---------------------|
| TAXES | |
| Local school tax ... | \$55,844.19 |
| County taxes | 27,001.86 |
| Special district taxes | |
| Local purpose levy | \$82,846.05 |
| | 50,075.91 |
| Total tax levy (tax duplicate) .. | \$132,921.96 |

| | |
|--|-----------------|
| Per Capita Total Tax Levy | \$106.25 |
|--|-----------------|

| | |
|---------------------------------------|--------------|
| Current | |
| 1952 taxes levied (total) | \$135,133.94 |
| Collected in 1952 | 114,876.21 |
| Per cent of levy collected in 1952 .. | 85.00 |
| Transferred to liens | |
| Cancelled, abated or adjusted .. | 592.59 |
| Outstanding December 31, 1952 .. | \$19,665.14 |

| | |
|------------------------------------|-------------|
| All Prior Years Outstanding | |
| Balance January 1, 1952 | \$72,401.63 |
| Collected in 1952 | 11,442.78 |
| Balance December 31, 1952 | \$60,797.97 |

| | |
|------------------------------------|-------------|
| Tax Title Liens Outstanding | |
| Balance January 1, 1952 | \$35,328.26 |
| Redeemed by cash | 3,164.19 |
| Balance December 31, 1952 | \$32,164.07 |

| | |
|---|-------------|
| Property Acquired by Deed or Foreclosure | |
| Balance January 1, 1952 | \$13,959.00 |
| Sale for cash | 9,496.00 |
| Balance December 31, 1952 | \$4,463.00 |

| | |
|--|---------------------|
| CAPITAL DEBT, DECEMBER 31, 1952 | |
| Gross Debt | |
| School debt | \$84,997.00 |
| Self-liquidating debt. | 41,000.00 |
| Other capital debt .. | 54,000.00 |
| TOTAL GROSS DEBT | \$179,997.00 |
| Per Capita Gross Debt | \$143.88 |

| | |
|-------------------------------|--------------------|
| Deductions for | |
| School debt | \$84,997.00 |
| Self-liquidating debt. | 41,000.00 |
| Other capital debt .. | |
| TOTAL DEDUCTIONS | 125,997.00 |
| NET DEBT | \$54,000.00 |

| | |
|------------------------------------|----------------|
| Average Assessed Valuations | |
| Real Property 1950-1951-1952.. | \$1,336,893.00 |
| Per Cent of Net Debt | 4.03 |

| | |
|---|---------------------|
| CURRENT FINANCES DECEMBER 31, 1952 | |
| Cash | \$75,507.90 |
| Taxes receivable | 80,463.11 |
| Tax title liens | 32,164.07 |
| Foreclosed property | 4,463.00 |
| Accounts receivable | 22.38 |
| State road aid receivable | |
| Emergencies and deferred charges .. | |
| TOTAL ASSETS | \$192,620.46 |

| | |
|------------------------|------------|
| Cash liabilities | \$8,786.55 |
| Reserves | 117,112.56 |
| Surplus revenue | 66,721.35 |

| | |
|--|---------------------|
| TOTAL LIABILITIES AND SURPLUS | \$192,620.46 |
|--|---------------------|

BEDMINSTER TOWNSHIP—SOMERSET COUNTY

Population Census, 1950—1,613

Land Area 23.7 sq. mi.

Net Valuation Taxable \$3,631,815

| | |
|--|--------------------|
| EXPENDITURES AND REQUIRED PAYMENTS FOR 1952 | |
| General Government | |
| Administrative and executive | \$10,850.00 |
| Assessment and collection of taxes | 3,300.00 |
| Finance Department | 1,350.00 |
| Protection to Persons & Property | |
| Fire | 2,000.00 |
| Police | 12,500.00 |
| Other | |
| Streets and Roads | |
| Repairs and maintenance | 40,000.00 |
| Street lighting | 2,000.00 |
| Sanitation | |
| Street cleaning | |
| Garbage and ash removal | 150.00 |
| Sewers | |
| Health and Charities | |
| Health service | 1,400.00 |
| Poor (including relief) | 1,700.00 |
| Hospitals (aid and maintenance) | 800.00 |
| Other | |
| Recreation | |
| Beaches and boardwalks | |
| Parks and playgrounds | |
| Other | |
| Educational | |
| (Exclusive of school districts) .. | |
| Unclassified Purposes | |
| (Including contingent) | 300.00 |
| SUB-TOTAL—Municipal functions.. | \$76,350.00 |

| | |
|---|---------------------|
| Per Capita—Municipal functions | \$47.33 |
| Capital imp'ts and capital imp't fund | \$10,000.00 |
| Debt Service | |
| Principal payments .. | |
| Interest payments .. | |
| Total | |
| Per Capita Debt Service | |
| Deferred Charges and Statutory Expenditures | |
| Emergencies | |
| Other deferred chgs. | \$5,185.00 |
| Total | 5,185.00 |
| TOTAL—Municipal expenditures .. | \$91,535.00 |
| Required Payments for Local School, County, and Special District Taxes | |
| | 107,708.50 |
| TOTAL EXPENDITURES AND REQUIRED PAYMENTS | \$199,243.50 |
| Reserve for uncollected taxes | \$24,851.18 |
| GRAND TOTAL—Budget | \$224,094.68 |

| | |
|--|---------------------|
| RECEIPTS AND REVENUES REALIZED IN 1952 TO MEET EXPENDITURES AND REQUIRED PAYMENTS | |
| Surplus revenue appropriated .. | \$30,000.00 |
| Miscellaneous revenues realized .. | 15,517.93 |
| State aid revenues realized | 11,594.00 |
| Delinquent taxes including | |
| Liens—1952 collections | 9,925.37 |
| Current taxes—1952 collections .. | 161,145.63 |
| Emergency borrowings | |
| TOTAL RECEIPTS AND REVENUES REALIZED | \$228,182.93 |

| | |
|----------------------------------|--|
| CAPITAL OUTLAY—1952 | |
| Beaches and boardwalks | |
| Buildings and equipment | |
| Parks and playgrounds | |
| Sewers | |
| Streets, roads and bridges | |
| Water supply | |
| Other | |

| | |
|---|---------------------|
| Local rate | \$4.58 |
| Tax school tax rate | 2.02 |
| County tax rate | 0.94 |
| Local purpose tax rate | 1.62 |
| TAXES | |
| Local school tax ... | \$73,500.00 |
| County taxes | 34,208.50 |
| Special district taxes | |
| Local purpose levy | \$107,708.50 |
| | 58,292.93 |
| Total tax levy (tax duplicate) .. | \$166,001.43 |
| Per Capita Total Tax Levy | |
| | \$102.91 |
| Current | |
| 1952 taxes levied (total) | \$167,019.30 |
| Collected in 1952 | 161,145.63 |
| Per cent of levy collected in 1952 .. | 96.48 |
| Transferred to liens | |
| Cancelled, abated or adjusted .. | 57.25 |
| Outstanding December 31, 1952 .. | \$5,816.42 |
| All Prior Years Outstanding | |
| Balance January 1, 1952 | \$11,355.86 |
| Collected in 1952 | 9,925.37 |
| Balance December 31, 1952 | \$1,399.67 |
| Tax Title Liens Outstanding | |
| Balance January 1, 1952 | |
| Redeemed by cash | |
| Balance December 31, 1952 | |
| Property Acquired by Deed or Foreclosure | |
| Balance January 1, 1952 | |
| Sale for cash | |
| Balance December 31, 1952 | |

| | |
|--|----------------|
| CAPITAL DEBT, DECEMBER 31, 1952 | |
| Gross Debt | |
| School debt | |
| Self-liquidating debt | |
| Other capital debt .. | |
| TOTAL GROSS DEBT | |
| Per Capita Gross Debt | |
| Deductions for | |
| School debt | |
| Self-liquidating debt .. | |
| Other capital debt .. | |
| TOTAL DEDUCTIONS | |
| NET DEBT | |
| Average Assessed Valuations | |
| Real Property 1950-1951-1952 .. | \$3,262,275.00 |
| Per Cent of Net Debt | |

| | |
|--|---------------------|
| CURRENT FINANCES DECEMBER 31, 1952 | |
| Cash | \$95,212.12 |
| Taxes receivable | 7,216.09 |
| Tax title liens | |
| Foreclosed property | |
| Accounts receivable | 460.35 |
| State road aid receivable | |
| Emergencies and deferred charges .. | |
| TOTAL ASSETS | \$102,888.56 |
| Cash liabilities | \$22,162.83 |
| Reserves | 7,676.44 |
| Surplus revenue | 73,049.29 |
| TOTAL LIABILITIES AND SURPLUS | \$102,888.56 |

BELLEVILLE TOWN—ESSEX COUNTY

Population Census, 1950—32,019

Land Area 3.3 sq. mi.

Net Valuation Taxable \$46,951,928

EXPENDITURES AND REQUIRED PAYMENTS FOR 1952

| | |
|---|-----------------------|
| General Government | |
| Administrative and executive | \$104,106.06 |
| Assessment and collection of taxes | 49,414.90 |
| Finance Department | 17,360.88 |
| Protection to Persons & Property | |
| Fire | 195,848.21 |
| Police | 251,275.50 |
| Other | 46,262.74 |
| Streets and Roads | |
| Repairs and maintenance | 87,750.00 |
| Street lighting | 32,350.00 |
| Sanitation | |
| Street cleaning | |
| Garbage and ash removal | 89,093.16 |
| Sewers | 60,189.67 |
| Health and Charities | |
| Health service | 35,821.84 |
| Poor (including relief) | 23,500.00 |
| Hospitals (aid and maintenance) | 6,650.00 |
| Other | |
| Recreation | |
| Beaches and boardwalks | |
| Parks and playgrounds | 54,824.68 |
| Other | |
| Educational | |
| (Exclusive of school districts) .. | 26,219.28 |
| Unclassified Purposes | |
| (Including contingent) | 32,417.98 |
| SUB-TOTAL—Municipal functions.. | \$1,113,084.90 |

| | | |
|--|-----------------------|----------------|
| Per Capita—Municipal functions | | \$34.76 |
| Capital imp'ts and capital imp't fund | \$3,000.00 | |
| Debt Service | | |
| Principal payments .. | \$201,000.00 | |
| Interest payments .. | 45,823.89 | |
| Total | 246,823.89 | |
| Per Capita Debt Service | | \$7.71 |
| Deferred Charges and Statutory Expenditures | | |
| Emergencies | \$8,200.00 | |
| Other deferred chgs. | 70,272.88 | |
| Total | 78,472.88 | |
| TOTAL—Municipal expenditures ... | \$1,441,881.67 | |

| | |
|---|---------------------|
| Required Payments for Local School, County, and Special District Taxes | 1,813,146.21 |
|---|---------------------|

TOTAL EXPENDITURES AND REQUIRED PAYMENTS

| | |
|-------------------------------------|-----------------------|
| \$3,254,527.88 | |
| Reserve for uncollected taxes | \$263,600.35 |
| GRAND TOTAL—Budget | \$3,518,128.23 |

RECEIPTS AND REVENUES REALIZED IN 1952 TO MEET EXPENDITURES AND REQUIRED PAYMENTS

| | |
|---|-----------------------|
| Surplus revenue appropriated .. | \$253,000.00 |
| Miscellaneous revenues realized .. | 269,860.22 |
| State aid revenues realized | 19,513.71 |
| Delinquent taxes including | |
| liens—1952 collections | 90,878.25 |
| Current taxes—1952 collections .. | 2,844,538.15 |
| Emergency borrowings | |
| TOTAL RECEIPTS AND REVENUES REALIZED | \$3,477,790.33 |

CAPITAL OUTLAY—1952

| | |
|----------------------------------|-------------|
| Beaches and boardwalks | |
| Buildings and equipment | \$36,263.20 |
| Parks and playgrounds | 6,590.99 |
| Sewers | |
| Streets, roads and bridges | 17,828.44 |
| Water supply | 24,775.27 |
| Other | 6,838.70 |

| | |
|-----------------------------|--------|
| Tax rate | \$6.26 |
| Local school tax rate | 2.82 |
| County tax rate | 1.04 |
| Local purpose tax rate | 2.40 |

TAXES

| | |
|--|-----------------------|
| Local school tax ... | \$1,324,510.86 |
| County taxes | 488,635.35 |
| Special district taxes | |
| Local purpose levy | \$1,813,146.21 |
| Total tax levy (tax duplicate) .. | \$2,939,194.05 |

| | |
|--|----------------|
| Per Capita Total Tax Levy | \$91.80 |
|--|----------------|

| | |
|--|----------------|
| Current | |
| 1952 taxes levied (total) | \$2,974,293.63 |
| Collected in 1952 | 2,844,538.15 |
| Per cent of levy collected in 1952 ... | 95.63 |
| Transferred to liens | 1,705.85 |
| Cancelled, abated or adjusted .. | 45,253.04 |
| Outstanding December 31, 1952 .. | \$82,796.59 |

| | |
|------------------------------------|--------------|
| All Prior Years Outstanding | |
| Balance January 1, 1952 | \$211,293.81 |
| Collected in 1952 | 89,069.13 |
| Balance December 31, 1952 | \$111,699.39 |

| | |
|------------------------------------|-------------|
| Tax Title Liens Outstanding | |
| Balance January 1, 1952 | \$30,449.74 |
| Redeemed by cash | 1,809.12 |
| Balance December 31, 1952 | \$21,168.69 |

| | |
|---|--------------|
| Property Acquired by Deed or Foreclosure | |
| Balance January 1, 1952 | \$212,406.82 |
| Sale for cash | 54,004.50 |
| Balance December 31, 1952 | \$143,625.00 |

CAPITAL DEBT, DECEMBER 31, 1952

| | |
|-------------------------------|-----------------------|
| Gross Debt | |
| School debt | \$784,000.00 |
| Self-liquidating debt .. | 250,500.00 |
| Other capital debt .. | 1,613,350.00 |
| TOTAL GROSS DEBT | \$2,647,850.00 |

| | |
|------------------------------------|----------------|
| Per Capita Gross Debt | \$82.70 |
|------------------------------------|----------------|

| | |
|-------------------------------|---------------------|
| Deductions for | |
| School debt | \$784,000.00 |
| Self-liquidating debt .. | 250,500.00 |
| Other capital debt .. | |
| TOTAL DEDUCTIONS | 1,034,500.00 |

| | |
|-----------------------|-----------------------|
| NET DEBT | \$1,613,350.00 |
|-----------------------|-----------------------|

| | |
|------------------------------------|-----------------|
| Average Assessed Valuations | |
| Real Property 1950-1951-1952 .. | \$38,445,295.00 |
| Per Cent of Net Debt | 4.19 |

CURRENT FINANCES DECEMBER 31, 1952

| | |
|-------------------------------------|-----------------------|
| Cash | \$1,347,313.08 |
| Taxes receivable | 194,495.98 |
| Tax title liens | 21,168.69 |
| Foreclosed property | 143,625.00 |
| Accounts receivable | 268.88 |
| State road aid receivable .. | |
| Emergencies and deferred charges .. | 100.18 |
| TOTAL ASSETS | \$1,706,971.81 |

| | |
|--|-----------------------|
| Cash liabilities | \$817,227.14 |
| Reserves | 359,558.55 |
| Surplus revenue | 530,186.12 |
| TOTAL LIABILITIES AND SURPLUS | \$1,706,971.81 |

BELLMAWR BOROUGH—CAMDEN COUNTY

Population Census, 1950—5,213 Land Area 3.02 sq. mi. Net Valuation Taxable \$2,323,451

| | |
|--|---------------------|
| EXPENDITURES AND REQUIRED PAYMENTS FOR 1952 | |
| General Government | |
| Administrative and executive | \$28,161.73 |
| Assessment and collection of taxes | 16,485.00 |
| Finance Department | 1,100.00 |
| Protection to Persons & Property | |
| Fire | 10,575.00 |
| Police | 30,428.39 |
| Other | |
| Streets and Roads | |
| Repairs and maintenance | 50,686.88 |
| Street lighting | 5,300.00 |
| Sanitation | |
| Street cleaning | |
| Garbage and ash removal | |
| Sewers | |
| Health and Charities | |
| Health service | 1,800.00 |
| Poor (including relief) | 1,350.00 |
| Hospitals (aid and maintenance) | |
| Other | |
| Recreation | |
| Beaches and boardwalks | |
| Parks and playgrounds | |
| Other | |
| Educational | |
| (Exclusive of school districts) .. | |
| Unclassified Purposes | |
| (Including contingent) | 150.00 |
| SUB-TOTAL—Municipal functions.. | \$146,037.00 |
| Per Capita—Municipal functions | |
| Capital imp'ts and capital imp't fund | \$28.01 |
| Debt Service | |
| Principal payments .. | \$10,000.00 |
| Interest payments .. | 5,130.00 |
| Total | \$15,130.00 |
| Per Capita Debt Service | |
| | \$2.90 |
| Deferred Charges and Statutory Expenditures | |
| Emergencies | |
| Other deferred chgs. | |
| Total | |
| TOTAL—Municipal expenditures .. | \$161,167.00 |
| Required Payments for Local School, County, and Special District Taxes | |
| | 105,145.30 |
| TOTAL EXPENDITURES AND REQUIRED PAYMENTS | \$266,312.30 |
| Reserve for uncollected taxes | \$26,543.00 |
| GRAND TOTAL—Budget | \$292,855.30 |
| RECEIPTS AND REVENUES REALIZED IN 1952 TO MEET EXPENDITURES AND REQUIRED PAYMENTS | |
| Surplus revenue appropriated .. | \$55,000.00 |
| Miscellaneous revenues realized. | 60,574.86 |
| State aid revenues realized | 4,621.46 |
| Delinquent taxes including | |
| liens—1952 collections | 9,032.96 |
| current taxes—1952 collections.. | 165,224.56 |
| Emergency borrowings | |
| TOTAL RECEIPTS AND REVENUES REALIZED | \$294,453.84 |

CAPITAL OUTLAY—1952

| | |
|----------------------------------|-------|
| Beaches and boardwalks | |
| Buildings and equipment | |
| Parks and playgrounds | |
| Sewers | |
| Streets, roads and bridges | |
| Water supply | |
| Other | |

| | |
|---|---------------------|
| Tax rate | \$7.20 |
| Local school tax rate | 2.92 |
| County tax rate | 1.61 |
| Local purpose tax rate | 2.67 |
| TAXES | |
| Local school tax ... | \$67,765.00 |
| County taxes | 37,380.30 |
| Special district taxes | |
| Local purpose levy | \$105,145.30 |
| | 61,450.00 |
| Total tax levy (tax duplicate) .. | \$166,595.30 |
| Per Capita Total Tax Levy | |
| | \$31.96 |
| Current | |
| 1952 taxes levied (total) | \$172,457.18 |
| Collected in 1952 | 165,224.56 |
| Per cent of levy col- lected in 1952 .. | 95.80 |
| Transferred to liens | |
| Cancelled, abated or adjusted .. | |
| Outstanding December 31, 1952 .. | \$7,232.62 |
| All Prior Years Outstanding | |
| Balance January 1, 1952 | \$8,840.92 |
| Collected in 1952 | 7,746.07 |
| Balance December 31, 1952 | \$1,094.85 |
| Tax Title Liens Outstanding | |
| Balance January 1, 1952 | \$14,789.19 |
| Redeemed by cash | 1,286.89 |
| Balance December 31, 1952 | \$13,502.30 |
| Property Acquired by Deed or Foreclosure | |
| Balance January 1, 1952 | \$21,528.58 |
| Sale for cash | 5,965.17 |
| Balance December 31, 1952 | \$16,733.41 |
| CAPITAL DEBT, DECEMBER 31, 1952 | |
| Gross Debt | |
| School debt | \$65,000.00 |
| Self-liquidating debt. | 145,000.00 |
| Other capital debt .. | 109,000.00 |
| TOTAL GROSS DEBT | \$319,000.00 |
| Per Capita Gross Debt | |
| | \$61.19 |
| Deductions for | |
| School debt | \$65,000.00 |
| Self-liquidating debt. | 145,000.00 |
| Other capital debt .. | |
| TOTAL DEDUCTIONS | 210,000.00 |
| NET DEBT | \$109,000.00 |
| Average Assessed Valuations | |
| Real Property 1950-1951-1952.. | \$2,245,980.00 |
| Per Cent of Net Debt | 4.85 |
| CURRENT FINANCES DECEMBER 31, 1952 | |
| Cash | \$106,787.92 |
| Taxes receivable | 8,327.47 |
| Tax title liens | 13,502.30 |
| Foreclosed property | 16,733.41 |
| Accounts receivable | 782.75 |
| State road aid receivable | |
| Emergencies and deferred charges .. | 15,757.86 |
| TOTAL ASSETS | \$161,891.71 |
| Cash liabilities | \$22,129.99 |
| Reserves | 39,345.93 |
| Surplus revenue | 100,415.79 |
| TOTAL LIABILITIES AND SURPLUS | \$161,891.71 |

BELMAR BOROUGH—MONMOUTH COUNTY

Population Census, 1950—4,636 Land Area 0.9 sq. mi. Net Valuation Taxable \$7,471,856

| | |
|--|---------------------|
| EXPENDITURES AND REQUIRED PAYMENTS FOR 1952 | |
| General Government | |
| Administrative and executive | \$58,446.77 |
| Assessment and collection of taxes | 15,701.66 |
| Finance Department | |
| Protection to Persons & Property | |
| Fire | 16,826.90 |
| Police | 85,027.53 |
| Other | |
| Streets and Roads | |
| Repairs and maintenance | 65,003.58 |
| Street lighting | 18,438.01 |
| Sanitation | |
| Street cleaning | |
| Garbage and ash removal | 33,463.43 |
| Sewers | 16,627.19 |
| Health and Charities | |
| Health service | 2,251.27 |
| Poor (including relief) | 2,060.00 |
| Hospitals (aid and maintenance). | 500.00 |
| Other | |
| Recreation | |
| Beaches and boardwalks | 45,892.36 |
| Parks and playgrounds | 9,399.19 |
| Other | 6,646.44 |
| Educational | |
| (Exclusive of school districts) | 4,575.00 |
| Unclassified Purposes | |
| (Including contingent) | 650.00 |
| SUB-TOTAL—Municipal functions.. | \$381,509.33 |
| Per Capita—Municipal functions | |
| Capital imp'ts and capital imp't fund | \$82.29 |
| Debt Service | \$27,500.00 |
| Principal payments | \$63,000.00 |
| Interest payments | 18,715.50 |
| Total | 81,715.50 |
| Per Capita Debt Service | |
| | \$17.63 |
| Deferred Charges and Statutory Expenditures | |
| Emergencies | |
| Other deferred chgs. | \$18,731.73 |
| Total | 18,731.73 |
| TOTAL—Municipal expenditures | \$509,456.56 |
| Required Payments for Local School, County, and Special District Taxes | |
| | 266,308.95 |
| TOTAL EXPENDITURES AND REQUIRED PAYMENTS | \$775,765.51 |
| Reserve for uncollected taxes | \$62,800.00 |
| GRAND TOTAL—Budget | \$838,565.51 |
| RECEIPTS AND REVENUES REALIZED IN 1952 TO MEET EXPENDITURES AND REQUIRED PAYMENTS | |
| Surplus revenue appropriated | \$105,000.00 |
| Miscellaneous revenues realized | 277,088.96 |
| State aid revenues realized | 9,413.75 |
| Delinquent taxes including | |
| liens—1952 collections | 33,678.59 |
| Current taxes—1952 collections.. . . . | 440,845.75 |
| Emergency borrowings | |
| TOTAL RECEIPTS AND REVENUES REALIZED | \$866,027.05 |
| CAPITAL OUTLAY—1952 | |
| Beaches and boardwalks | |
| Buildings and equipment | |
| Parks and playgrounds | |
| Sewers | |
| Streets, roads and bridges | \$17,025.75 |
| Water supply | 9,381.66 |
| Other | |

| | |
|---|---------------------|
| Tax rate | \$6.40 |
| Local school tax rate | 1.96 |
| County tax rate | 1.60 |
| Local purpose tax rate | 2.93 |
| TAXES | |
| Local school tax | \$146,520.00 |
| County taxes | 119,788.95 |
| Special district taxes | |
| Local purpose levy | \$266,308.95 |
| | 219,636.48 |
| Total tax levy (tax duplicate) | \$485,945.43 |
| Per Capita Total Tax Levy | |
| | \$104.82 |
| Current | |
| 1952 taxes levied (total) | \$485,945.43 |
| Collected in 1952 | 440,845.75 |
| Per cent of levy collected in 1952 | 90.71 |
| Transferred to liens | 486.00 |
| Cancelled, abated or adjusted | 797.04 |
| Outstanding December 31, 1952 | \$43,816.64 |
| All Prior Years Outstanding | |
| Balance January 1, 1952 | \$39,098.66 |
| Collected in 1952 | 30,644.69 |
| Balance December 31, 1952 | \$8,398.44 |
| Tax Title Liens Outstanding | |
| Balance January 1, 1952 | \$10,333.51 |
| Redeemed by cash | 3,033.90 |
| Balance December 31, 1952 | \$7,833.69 |
| Property Acquired by Deed or Foreclosure | |
| Balance January 1, 1952 | |
| Sale for cash | |
| Balance December 31, 1952 | |

| | |
|--|---------------------|
| CAPITAL DEBT, DECEMBER 31, 1952 | |
| Gross Debt | |
| School debt | \$170,000.00 |
| Self-liquidating debt. | 10,000.00 |
| Other capital debt | 444,454.00 |
| TOTAL GROSS DEBT | \$624,454.00 |
| Per Capita Gross Debt | |
| | \$134.70 |
| Deductions for | |
| School debt | \$170,000.00 |
| Self-liquidating debt. | 10,000.00 |
| Other capital debt | |
| TOTAL DEDUCTIONS | 180,000.00 |
| NET DEBT | \$444,454.00 |

| | |
|---------------------------------------|----------------|
| Average Assessed Valuations | |
| Real Property 1950-1951-1952.. . . . | \$7,050,384.00 |
| Per Cent of Net Debt | 6.30 |

| | |
|--|---------------------|
| CURRENT FINANCES DECEMBER 31, 1952 | |
| Cash | \$301,238.73 |
| Taxes receivable | 52,215.48 |
| Tax title liens | 7,833.69 |
| Foreclosed property | |
| Accounts receivable | 557.13 |
| State road aid receivable | 4,571.75 |
| Emergencies and deferred charges | 6,731.33 |
| TOTAL ASSETS | \$373,148.11 |
| Cash liabilities | \$129,865.69 |
| Reserves | 60,606.30 |
| Surplus revenue | 182,676.12 |
| TOTAL LIABILITIES AND SURPLUS | \$373,148.11 |

BELVIDERE TOWN—WARREN COUNTY

Population Census, 1950—2,406

Land Area 1.3 sq. mi.

Net Valuation Taxable \$2,235,498

EXPENDITURES AND REQUIRED PAYMENTS FOR 1952

General Government

| | |
|--|------------|
| Administrative and executive | \$6,992.87 |
| Assessment and collection of taxes | 1,650.00 |
| Finance Department | 250.00 |

Protection to Persons & Property

| | |
|--------------|-----------|
| Fire | 4,810.00 |
| Police | 10,712.52 |
| Other | |

Streets and Roads

| | |
|-------------------------------|-----------|
| Repairs and maintenance | 17,574.61 |
| Street lighting | 4,000.00 |

Sanitation

| | |
|-------------------------------|--|
| Street cleaning | |
| Garbage and ash removal | |
| Sewers | |

Health and Charities

| | |
|---------------------------------------|--------|
| Health service | 770.00 |
| Poor (including relief) | 765.00 |
| Hospitals (aid and maintenance) | |
| Other | |

Recreation

| | |
|------------------------------|--------|
| Beaches and boardwalks | |
| Parks and playgrounds | 350.00 |
| Other | |

Educational

| | |
|------------------------------------|--------|
| (Exclusive of school districts) .. | 760.00 |
|------------------------------------|--------|

Unclassified Purposes

| | |
|------------------------------|--------|
| (Including contingent) | 600.00 |
|------------------------------|--------|

SUB-TOTAL—Municipal functions.. \$49,235.00

Per Capita—Municipal

functions \$20.46

Capital Imp'ts and capital imp't fund

Debt Service

| | |
|-----------------------|--|
| Principal payments .. | |
| Interest payments .. | |

Total

Per Capita Debt

Service

Deferred Charges and

Statutory Expenditures

| | |
|---------------------------------|--|
| Emergencies | |
| Other deferred chgs. \$1,091.22 | |

Total

TOTAL—Municipal expenditures .. \$50,326.22

Required Payments for Local

School, County, and Special

District Taxes

113,548.54

TOTAL EXPENDITURES AND

REQUIRED PAYMENTS

\$163,874.76

Reserve for uncollected taxes

\$18,939.24

GRAND TOTAL—Budget

\$182,814.00

RECEIPTS AND REVENUES

REALIZED IN 1952 TO MEET

EXPENDITURES AND RE-

QUIRED PAYMENTS

Surplus revenue appropriated ..

\$16,000.00

Miscellaneous revenues realized. ..

7,332.67

State aid revenues realized

2,569.00

Delinquent taxes including

Liens—1952 collections

14,128.66

Current taxes—1952 collections ..

129,798.93

Emergency borrowings

TOTAL RECEIPTS AND

REVENUES REALIZED

\$169,829.26

CAPITAL OUTLAY—1952

Beaches and boardwalks

\$307.80

Buildings and equipment

Parks and playgrounds

Sewers

Streets, roads and bridges

Water supply

Other

| | |
|------------------------------|--------|
| Tax rate | \$6.44 |
| Local school tax rate | 3.75 |
| County tax rate | 1.88 |
| Local purpose tax rate | 1.31 |

TAXES

| | |
|------------------------------|-------------|
| Local school tax ... | \$83,865.00 |
| County taxes | 29,683.54 |
| Special district taxes | |

Local purpose levy

\$113,548.54

31,421.46

Total tax levy (tax duplicate) ..

\$144,970.00

Per Capita Total

Tax Levy

\$60.25

Current

1952 taxes levied (total)

\$145,497.83

Collected in 1952

129,798.93

Per cent of levy col-

lected in 1952

89.21

Transferred to liens

611.85

Cancelled, abated or adjusted

611.85

Outstanding December 31, 1952 ..

\$15,087.05

All Prior Years Outstanding

Balance January 1, 1952

\$15,657.15

Collected in 1952

14,128.66

Balance December 31, 1952

\$1,445.45

Tax Title Liens Outstanding

Balance January 1, 1952

\$758.64

Redeemed by cash

14,128.66

Balance December 31, 1952

\$758.64

Property Acquired by Deed or

Foreclosure

Balance January 1, 1952

Sale for cash

Balance December 31, 1952

CAPITAL DEBT, DECEMBER 31, 1952

Gross Debt

School debt

\$129,000.00

Self-liquidating debt ..

Other capital debt ..

TOTAL GROSS DEBT

\$129,000.00

Per Capita Gross

Debt

\$53.62

Deductions for

School debt

\$129,000.00

Self-liquidating debt ..

Other capital debt ..

TOTAL DEDUCTIONS

129,000.00

NET DEBT

Average Assessed Valuations

Real Property 1950-1951-1952 ..

\$1,803,063.00

Per Cent of Net Debt

CURRENT FINANCES DECEMBER 31, 1952

Cash

\$50,172.47

Taxes receivable

16,532.50

Tax title liens

758.64

Foreclosed property

Accounts receivable

953.57

State road aid receivable

Emergencies and deferred charges ..

645.44

TOTAL ASSETS

\$69,062.62

Cash Liabilities

\$28,057.79

Reserves

18,244.71

Surplus revenue

22,760.12

TOTAL LIABILITIES AND

SURPLUS

\$69,062.62

BERGENFIELD BOROUGH—BERGEN COUNTY

Population Census, 1950—17,647

Land Area 3.0 sq. mi.

Net Valuation Taxable \$18,215,370

| | |
|--|-----------------------|
| EXPENDITURES AND REQUIRED PAYMENTS FOR 1952 | |
| General Government | |
| Administrative and executive | \$47,885.00 |
| Assessment and collection of taxes | 36,700.00 |
| Finance Department | 3,000.00 |
| Protection to Persons & Property | |
| Fire | 53,992.00 |
| Police | 122,853.07 |
| Other | 6,020.00 |
| Streets and Roads | |
| Repairs and maintenance | 74,400.00 |
| Street lighting | 17,600.00 |
| Sanitation | |
| Street cleaning | 56,625.00 |
| Garbage and ash removal | 37,657.50 |
| Sewers | 17,657.50 |
| Health and Charities | |
| Health service | 12,665.00 |
| Poor (including relief) | 4,435.00 |
| Hospitals (aid and maintenance) | |
| Other | |
| Recreation | |
| Beaches and boardwalks | |
| Parks and playgrounds | 18,445.00 |
| Other | |
| Educational | |
| (Exclusive of school districts) | 17,250.00 |
| Unclassified Purposes | |
| (Including contingent) | 11,344.00 |
| SUB-TOTAL—Municipal functions.. | \$520,871.57 |
| Per Capita—Municipal functions \$29.52 | |
| Capital imp'ts and capital imp't fund | \$24,750.00 |
| Debt Service | |
| Principal payments | \$102,000.00 |
| Interest payments | 24,938.50 |
| Total | 126,938.50 |
| Per Capita Debt Service \$7.19 | |
| Deferred Charges and Statutory Expenditures | |
| Emergencies | \$13,500.00 |
| Other deferred chgs. | |
| Total | 13,500.00 |
| TOTAL—Municipal expenditures | \$686,060.07 |
| Required Payments for Local School, County, and Special District Taxes | |
| | 834,231.68 |
| TOTAL EXPENDITURES AND REQUIRED PAYMENTS | \$1,520,291.75 |
| Reserve for uncollected taxes | \$101,775.86 |
| GRAND TOTAL—Budget | \$1,622,067.61 |
| RECEIPTS AND REVENUES REALIZED IN 1952 TO MEET EXPENDITURES AND REQUIRED PAYMENTS | |
| Surplus revenue appropriated | \$205,000.00 |
| Miscellaneous revenues realized | 151,109.49 |
| State aid revenues realized | 11,787.00 |
| Delinquent taxes including | |
| liens—1952 collections | 24,844.79 |
| current taxes—1952 collections.. . . . | 1,254,026.91 |
| Emergency borrowings | |
| TOTAL RECEIPTS AND REVENUES REALIZED | \$1,646,768.19 |
| CAPITAL OUTLAY—1952 | |
| Beaches and boardwalks | |
| Buildings and equipment | |
| Parks and playgrounds | |
| Sewers | \$46,984.16 |
| Streets, roads and bridges | 44,665.26 |
| Water supply | |
| Other | |

| | |
|--|-----------------------|
| Tax rate | \$6.98 |
| Local school tax rate | 3.77 |
| County tax rate | 0.81 |
| Local purpose tax rate | 2.40 |
| TAXES | |
| Local school tax | \$686,461.44 |
| County taxes | 147,770.24 |
| Special district taxes | |
| Local purpose levy | \$834,231.68 |
| Total tax levy (tax duplicate) .. | <u>438,136.85</u> |
| | <u>\$1,272,368.53</u> |
| Per Capita Total Tax Levy \$72.10 | |
| Current | |
| 1952 taxes levied (total) | \$1,293,715.39 |
| Collected in 1952 | 1,254,026.91 |
| Per cent of levy collected in 1952 | 96.93 |
| Transferred to liens | 13,789.76 |
| Cancelled, abated or adjusted | 12,749.40 |
| Outstanding December 31, 1952 .. | <u>\$13,149.32</u> |
| All Prior Years Outstanding | |
| Balance January 1, 1952 | 17,747.63 |
| Collected in 1952 | 17,504.48 |
| Balance December 31, 1952 | |
| Tax Title Liens Outstanding | |
| Balance January 1, 1952 | \$255,026.71 |
| Redeemed by cash | 7,340.31 |
| Balance December 31, 1952 | <u>\$236,809.24</u> |
| Property Acquired by Deed or Foreclosure | |
| Balance January 1, 1952 | \$242,718.35 |
| Sale for cash | 111,516.90 |
| Balance December 31, 1952 | <u>\$214,067.60</u> |
| CAPITAL DEBT, DECEMBER 31, 1952 | |
| Gross Debt | |
| School debt | \$1,763,500.00 |
| Self-liquidating debt | |
| Other capital debt | 695,900.00 |
| TOTAL GROSS DEBT | \$2,459,400.00 |
| Per Capita Gross Debt \$139.37 | |
| Deductions for | |
| School debt | \$1,345,395.00 |
| Self-liquidating debt | |
| Other capital debt | |
| TOTAL DEDUCTIONS | 1,345,395.00 |
| NET DEBT | \$1,114,005.00 |
| Average Assessed Valuations | |
| Real Property 1950-1951-1952.. . . . | \$16,817,441.00 |
| Per Cent of Net Debt | 6.62 |
| CURRENT FINANCES DECEMBER 31, 1952 | |
| Cash | \$558,766.75 |
| Taxes receivable | 13,149.32 |
| Tax title liens | 236,809.24 |
| Foreclosed property | 214,067.60 |
| Accounts receivable | 153.15 |
| State road aid receivable | |
| Emergencies and deferred charges .. | |
| TOTAL ASSETS | \$1,022,946.06 |
| Cash liabilities | \$34,541.65 |
| Reserves | 464,179.31 |
| Surplus revenue | 524,225.10 |
| TOTAL LIABILITIES AND SURPLUS | \$1,022,946.06 |

BERKELEY TOWNSHIP—OCEAN COUNTY

Population Census, 1950—1,550 Land Area 37.56 sq. mi. Net Valuation Taxable \$1,982,034

| | |
|--|---------------------|
| EXPENDITURES AND REQUIRED PAYMENTS FOR 1952 | |
| General Government | |
| Administrative and executive | \$10,225.00 |
| Assessment and collection of taxes | 9,825.00 |
| Finance Department | 900.00 |
| Protection to Persons & Property | |
| Fire | 1,905.00 |
| Police | 9,450.00 |
| Other | |
| Streets and Roads | |
| Repairs and maintenance | 14,500.00 |
| Street lighting | 6,750.00 |
| Sanitation | |
| Street cleaning | |
| Garbage and ash removal | 2,500.00 |
| Sewers | |
| Health and Charities | |
| Health service | 250.00 |
| Poor (including relief) | 4,470.00 |
| Hospitals (aid and maintenance) | |
| Other | 1,075.00 |
| Recreation | |
| Beaches and boardwalks | |
| Parks and playgrounds | |
| Other | |
| Educational (Exclusive of school districts) .. | |
| Unclassified Purposes (Including contingent) | |
| | 400.00 |
| SUB-TOTAL—Municipal functions.. | \$62,250.00 |
| Per Capita—Municipal functions ... | |
| | \$40.16 |
| Capital imp'ts and capital imp't fund | \$1,500.00 |
| Debt Service | |
| Principal payments | |
| Interest payments .. | |
| Total | |
| Per Capita Debt Service | |
| | |
| Deferred Charges and Statutory Expenditures | |
| Emergencies | |
| Other deferred chgs. \$1,799.00 | |
| Total | 1,799.00 |
| TOTAL—Municipal expenditures ... | \$65,549.00 |
| Required Payments for Local School, County, and Special District Taxes | |
| | 111,928.17 |
| TOTAL EXPENDITURES AND REQUIRED PAYMENTS | \$177,477.17 |
| Reserve for uncollected taxes | \$35,040.37 |
| GRAND TOTAL—Budget | \$212,517.54 |
| RECEIPTS AND REVENUES REALIZED IN 1952 TO MEET EXPENDITURES AND REQUIRED PAYMENTS | |
| Surplus revenue appropriated .. | \$30,000.00 |
| Miscellaneous revenues realized .. | 32,600.12 |
| State aid revenues realized | 5,487.00 |
| Delinquent taxes including | |
| liens—1952 collections | 14,145.28 |
| current taxes—1952 collections.. | 114,821.96 |
| Emergency borrowings | |
| TOTAL RECEIPTS AND REVENUES REALIZED | \$217,054.36 |
| CAPITAL OUTLAY—1952 | |
| Beaches and boardwalks | |
| Buildings and equipment | \$12,503.20 |
| Parks and playgrounds | |
| Sewers | |
| Streets, roads and bridges | 4,696.51 |
| Water supply | |
| Other | |

| | |
|---|---------------------|
| Tax rate | \$6.88 |
| Local school tax rate | 3.12 |
| County tax rate | 2.13 |
| Local purpose tax rate | 1.23 |
| TAXES | |
| Local school tax ... | \$69,809.11 |
| County taxes | 42,119.06 |
| Special district taxes | |
| Local purpose levy | 24,252.37 |
| Total tax levy (tax duplicate) .. | \$136,180.54 |
| Per Capita Total Tax Levy | \$87.86 |
| Current | |
| 1952 taxes levied (total) | \$141,768.28 |
| Collected in 1952 | 114,821.96 |
| Per cent of levy collected in 1952 | 80.99 |
| Transferred to liens | 10,000.00 |
| Cancelled, abated or adjusted | 324.08 |
| Outstanding December 31, 1952 .. | \$16,622.24 |
| All Prior Years Outstanding | |
| Balance January 1, 1952 | \$18,286.38 |
| Collected in 1952 | 12,074.66 |
| Balance December 31, 1952 | \$3,851.01 |
| Tax Title Liens Outstanding | |
| Balance January 1, 1952 | \$360,689.42 |
| Redeemed by cash | 2,070.62 |
| Balance December 31, 1952 | \$362,701.37 |
| Property Acquired by Deed or Foreclosure | |
| Balance January 1, 1952 | \$15,615.00 |
| Sale for cash | |
| Balance December 31, 1952 | \$20,615.00 |

| | |
|--|--------------------|
| CAPITAL DEBT, DECEMBER 31, 1952 | |
| Gross Debt | |
| School debt | \$10,000.00 |
| Self-liquidating debt .. | |
| Other capital debt .. | 18,503.00 |
| TOTAL GROSS DEBT | \$28,503.00 |
| Per Capita Gross Debt | \$18.39 |
| Deductions for | |
| School debt | \$10,000.00 |
| Self-liquidating debt .. | |
| Other capital debt .. | |
| TOTAL DEDUCTIONS | 10,000.00 |
| NET DEBT | \$18,503.00 |
| Average Assessed Valuations | |
| Real Property 1950-1951-1952.. | \$1,762,647.00 |
| Per Cent of Net Debt | 1.04 |

| | |
|--|---------------------|
| CURRENT FINANCES DECEMBER 31, 1952 | |
| Cash | \$211,888.43 |
| Taxes receivable | 20,473.25 |
| Tax title liens | 362,701.37 |
| Foreclosed property | 20,615.00 |
| Accounts receivable | 7,190.31 |
| State road aid receivable | 4,000.00 |
| Emergencies and deferred charges .. | |
| TOTAL ASSETS | \$626,868.36 |
| Cash liabilities | \$6,288.09 |
| Reserves | 410,979.93 |
| Surplus revenue | 159,600.34 |
| TOTAL LIABILITIES AND SURPLUS | \$626,868.36 |

BERKELEY HEIGHTS TOWNSHIP—UNION COUNTY

Population Census, 1950—3,466

Land Area 6.3 sq. mi.

Net Valuation Taxable \$7,064,977

| | |
|--|---------------------|
| EXPENDITURES AND REQUIRED PAYMENTS FOR 1952 | |
| General Government | |
| Administrative and executive | \$25,190.00 |
| Assessment and collection of taxes | 6,600.00 |
| Finance Department | 1,700.00 |
| Protection to Persons & Property | |
| Fire | 10,150.00 |
| Police | 27,500.00 |
| Other | |
| Streets and Roads | |
| Repairs and maintenance | 25,100.00 |
| Street lighting | 4,000.00 |
| Sanitation | |
| Garbage and ash removal | 500.00 |
| Sewers | |
| Health and Charities | |
| Health service | 2,500.00 |
| Poor (including relief) | 625.00 |
| Hospitals (aid and maintenance) | 200.00 |
| Other | |
| Recreation | |
| Beaches and boardwalks | |
| Parks and playgrounds | 3,250.00 |
| Other | |
| Educational | |
| (Exclusive of school districts) .. | 3,250.00 |
| Unclassified Purposes | |
| (Including contingent) | 3,400.00 |
| SUB-TOTAL—Municipal functions.. | \$113,965.00 |

| | |
|--|-----------------|
| Per Capita—Municipal functions | \$32.88 |
| Capital imp'ts and capital imp't fund | \$6,000.00 |
| Debt Service | |
| Principal payments .. | |
| Interest payments .. | |
| Total | |
| Per Capita Debt Service | |
| Deferred Charges and Statutory Expenditures | |
| Emergencies | |
| Other deferred chgs. | \$6,351.50 |
| Total | 6,351.50 |

| | |
|---|---------------------|
| TOTAL—Municipal expenditures .. | \$126,316.50 |
| Required Payments for Local School, County, and Special District Taxes | 316,492.17 |

| | |
|---|---------------------|
| TOTAL EXPENDITURES AND REQUIRED PAYMENTS | \$442,808.67 |
| Reserve for uncollected taxes | \$38,833.33 |
| GRAND TOTAL—Budget | \$481,642.00 |

| | |
|--|---------------------|
| RECEIPTS AND REVENUES REALIZED IN 1952 TO MEET EXPENDITURES AND REQUIRED PAYMENTS | |
| Surplus revenue appropriated .. | \$48,500.00 |
| Miscellaneous revenues realized .. | 47,200.43 |
| State aid revenues realized | 7,384.00 |
| Delinquent taxes including | |
| Liens—1952 collections | 9,673.40 |
| Current taxes—1952 collections .. | 375,208.77 |
| Emergency borrowings | |
| TOTAL RECEIPTS AND REVENUES REALIZED | \$487,966.60 |

CAPITAL OUTLAY—1952

| | |
|----------------------------------|-------------|
| Beaches and boardwalks | |
| Buildings and equipment | \$11,740.25 |
| Parks and playgrounds | |
| Sewers | |
| Streets, roads and bridges | |
| Water supply | |
| Other | |

| | |
|------------------------------|---------------|
| Tax rate | \$5.47 |
| Local school tax rate | 3.64 |
| County tax rate | 0.84 |
| Local purpose tax rate | 0.99 |

TAXES

| | | |
|--|---------------------|--|
| Local school tax .. | \$256,952.51 | |
| County taxes | 59,539.66 | |
| Special district taxes | | |
| Local purpose levy | \$316,492.17 | |
| Total tax levy (tax duplicate) .. | \$886,125.50 | |

| | |
|--|-----------------|
| Per Capita Total Tax Levy | \$111.40 |
|--|-----------------|

| | |
|---------------------------------------|--------------|
| Current | |
| 1952 taxes levied (total) | \$386,483.77 |
| Collected in 1952 | 375,208.77 |
| Per cent of levy collected in 1952 .. | 97.08 |
| Transferred to liens | |
| Cancelled, abated or adjusted .. | |
| Outstanding December 31, 1952 .. | \$11,275.00 |

| | |
|------------------------------------|------------|
| All Prior Years Outstanding | |
| Balance January 1, 1952 | \$9,727.94 |
| Collected in 1952 | 9,652.10 |
| Balance December 31, 1952 | \$83.22 |

| | |
|------------------------------------|------------|
| Tax Title Liens Outstanding | |
| Balance January 1, 1952 | \$1,018.48 |
| Redeemed by cash | 21.30 |
| Balance December 31, 1952 | \$997.18 |

| | |
|---|-------------|
| Property Acquired by Deed or Foreclosure | |
| Balance January 1, 1952 | \$37,855.00 |
| Sale for cash | |
| Balance December 31, 1952 | \$37,855.00 |

CAPITAL DEBT, DECEMBER 31, 1952

| | |
|------------------------------------|-----------------------|
| Gross Debt | |
| School debt | \$1,120,056.00 |
| Self-liquidating debt | |
| Other capital debt .. | |
| TOTAL GROSS DEBT | \$1,120,056.00 |
| Per Capita Gross Debt | \$323.16 |

| | |
|-------------------------------|-------------------|
| Deductions for | |
| School debt | \$615,959.00 |
| Self-liquidating debt | |
| Other capital debt .. | |
| TOTAL DEDUCTIONS | 615,959.00 |

NET DEBT **\$504,097.00**

| | |
|------------------------------------|----------------|
| Average Assessed Valuations | |
| Real Property 1950-1951-1952 .. | \$6,159,591.00 |
| Per Cent of Net Debt | 8.18 |

CURRENT FINANCES DECEMBER 31, 1952

| | |
|-------------------------------------|---------------------|
| Cash | \$159,110.93 |
| Taxes receivable | 11,358.22 |
| Tax title liens | 997.18 |
| Foreclosed property | 37,855.00 |
| Accounts receivable | 70.00 |
| State road aid receivable | 2,106.29 |
| Emergencies and deferred charges .. | |
| TOTAL ASSETS | \$211,497.62 |

| | |
|--|---------------------|
| Cash liabilities | \$23,050.14 |
| Reserves | 50,280.40 |
| Surplus revenue | 138,167.08 |
| TOTAL LIABILITIES AND SURPLUS | \$211,497.62 |

BERLIN BOROUGH—CAMDEN COUNTY

Population Census, 1950—2,339 Land Area 3.56 sq. mi. Net Valuation Taxable \$1,722,483

EXPENDITURES AND REQUIRED PAYMENTS FOR 1952

| | |
|---|--------------------|
| General Government | |
| Administrative and executive | \$4,070.00 |
| Assessment and collection of taxes | 12,710.00 |
| Finance Department | |
| Protection to Persons & Property | |
| Fire | 5,930.00 |
| Police | 1,710.00 |
| Other | |
| Streets and Roads | |
| Repairs and maintenance | 16,192.77 |
| Street lighting | 7,300.00 |
| Sanitation | |
| Street cleaning | |
| Garbage and ash removal | |
| Sewers | |
| Health and Charities | |
| Health service | 267.00 |
| Poor (including relief) | 1,180.00 |
| Hospitals (aid and maintenance) | |
| Other | |
| Recreation | |
| Benches and boardwalks | |
| Parks and playgrounds | |
| Other | |
| Educational | |
| (Exclusive of school districts) .. | |
| Unclassified Purposes | |
| (Including contingent) | |
| SUB-TOTAL—Municipal functions.. | \$49,359.77 |

| | |
|---|-----------------|
| Per Capita—Municipal functions | \$21.10 |
| Capital imp'ts and capital imp't fund | \$1,526.06 |
| Debt Service | |
| Principal payments .. | \$3,000.00 |
| Interest payments .. | 2,275.00 |
| Total | 5,275.00 |

| | |
|--|-----------------|
| Per Capita Debt Service | \$2.26 |
| Deferred Charges and Statutory Expenditures | |
| Emergencies | |
| Other deferred chgs. .. | \$2,589.12 |
| Total | 2,589.12 |

TOTAL—Municipal expenditures ... \$58,749.95

Required Payments for Local School, County, and Special District Taxes 89,689.68

TOTAL EXPENDITURES AND REQUIRED PAYMENTS \$148,439.63

Reserve for uncollected taxes

\$8,398.43

GRAND TOTAL—Budget \$156,838.06

RECEIPTS AND REVENUES REALIZED IN 1952 TO MEET EXPENDITURES AND REQUIRED PAYMENTS

| | |
|---|---------------------|
| Surplus revenue appropriated .. | \$12,000.00 |
| Miscellaneous revenues realized .. | 21,510.62 |
| State aid revenues realized | 6,226.00 |
| Delinquent taxes including | |
| liens—1952 collections | 4,108.14 |
| current taxes—1952 collections.. | 104,207.23 |
| Emergency borrowings | |
| TOTAL RECEIPTS AND REVENUES REALIZED | \$148,051.99 |

CAPITAL OUTLAY—1952

| | |
|----------------------------------|------------|
| Beaches and boardwalks | |
| Buildings and equipment | \$5,314.29 |
| Parks and playgrounds | |
| Sewers | |
| Streets, roads and bridges | |
| Water supply | 31,831.31 |
| Other | |

| | |
|------------------------------|---------------|
| Tax rate | \$6.20 |
| Local school tax rate | 3.58 |
| County tax rate | 1.62 |
| Local purpose tax rate | 1.00 |

TAXES

| | | |
|---|---------------------|--------------------|
| Local school tax ... | \$61,745.00 | |
| County taxes | 27,944.68 | |
| Special district taxes | | |
| Local purpose levy | 18,235.38 | \$89,689.68 |
| Total tax levy (tax duplicate) .. | \$107,925.06 | |
| Per Capita Total Tax Levy \$46.14 | | |

| | |
|--|--------------|
| Current | |
| 1952 taxes levied (total) | \$109,263.67 |
| Collected in 1952 | 104,207.23 |
| Per cent of levy collected in 1952 ... | 95.37 |
| Transferred to liens | 2,015.00 |
| Cancelled, abated or adjusted | 200.23 |
| Outstanding December 31, 1952 .. | \$2,841.16 |

| | |
|------------------------------------|------------|
| All Prior Years Outstanding | |
| Balance January 1, 1952 | \$4,450.61 |
| Collected in 1952 | 3,975.51 |
| Balance December 31, 1952 | \$467.65 |

| | |
|------------------------------------|-------------|
| Tax Title Liens Outstanding | |
| Balance January 1, 1952 | \$25,095.41 |
| Redeemed by cash | 132.63 |
| Balance December 31, 1952 | \$26,877.11 |

| | |
|---|------------|
| Property Acquired by Deed or Foreclosure | |
| Balance January 1, 1952 | \$7,390.00 |
| Sale for cash | 2,850.00 |
| Balance December 31, 1952 | \$5,940.00 |

CAPITAL DEBT, DECEMBER 31, 1952

| | |
|--------------------------|------------|
| Gross Debt | |
| School debt | \$3,000.00 |
| Self-liquidating debt .. | 122,000.00 |
| Other capital debt .. | 44,000.00 |

TOTAL GROSS DEBT \$169,000.00

Per Capita Gross Debt **\$72.25**

| | |
|--------------------------|------------|
| Deductions for | |
| School debt | \$3,000.00 |
| Self-liquidating debt .. | 122,000.00 |
| Other capital debt .. | \$53.00 |

TOTAL DEDUCTIONS 125,653.00

NET DEBT **\$43,347.00**

| | |
|------------------------------------|----------------|
| Average Assessed Valuations | |
| Real Property 1950-1951-1952 .. | \$1,590,800.00 |
| Per Cent of Net Debt | 2.72 |

CURRENT FINANCES DECEMBER 31, 1952

| | |
|-------------------------------------|--------------------|
| Cash | \$39,568.65 |
| Taxes receivable | 3,308.81 |
| Tax title liens | 26,877.11 |
| Foreclosed property | 5,940.00 |
| Accounts receivable | |
| State road aid receivable | 566.76 |
| Emergencies and deferred charges .. | 9,550.00 |
| TOTAL ASSETS | \$85,811.33 |

| | |
|------------------------|-------------|
| Cash liabilities | \$14,871.75 |
| Reserves | 36,128.92 |
| Surplus revenue | 34,810.66 |

TOTAL LIABILITIES AND SURPLUS **\$85,811.33**

BERLIN TOWNSHIP—CAMDEN COUNTY

Population Census, 1950—2,013

Land Area 3.27 sq. mi.

Net Valuation Taxable \$698,615

EXPENDITURES AND REQUIRED PAYMENTS FOR 1952

| | |
|---|--------------------|
| General Government | |
| Administrative and executive | \$4,757.33 |
| Assessment and collection of taxes | 8,714.65 |
| Finance Department | |
| Protection to Persons & Property | |
| Fire | 2,440.00 |
| Police | 788.04 |
| Other | |
| Streets and Roads | |
| Repairs and maintenance | 3,703.33 |
| Street lighting | 2,394.54 |
| Sanitation | |
| Street cleaning | |
| Garbage and ash removal | 763.00 |
| Sewers | |
| Health and Charities | |
| Health service | 225.00 |
| Poor (including relief) | 923.00 |
| Hospitals (aid and maintenance) | |
| Other | |
| Recreation | |
| Beaches and boardwalks | |
| Parks and playgrounds | |
| Other | |
| Educational | |
| (Exclusive of school districts) .. | |
| Unclassified Purposes | |
| (Including contingent) | 241.28 |
| SUB-TOTAL—Municipal functions.. | \$24,950.17 |

| | |
|---|----------------|
| Per Capita—Municipal functions | \$12.39 |
| Capital imp'ts and capital imp't fund | |
| Debt Service | |
| Principal payments .. | \$8,000.00 |
| Interest payments .. | 892.50 |

| | |
|--------------------------------------|---------------|
| Total | \$8,892.50 |
| Per Capita Debt Service | \$4.42 |

| | |
|--|------------|
| Deferred Charges and Statutory Expenditures | |
| Emergencies | \$1,000.00 |
| Other deferred chgs. | 21.90 |
| Total | 1,021.90 |

| | |
|--|--------------------|
| TOTAL—Municipal expenditures .. | \$34,864.57 |
|--|--------------------|

| | |
|---|------------------|
| Required Payments for Local School, County, and Special District Taxes | 44,833.24 |
|---|------------------|

| | |
|---|--------------------|
| TOTAL EXPENDITURES AND REQUIRED PAYMENTS | \$79,697.81 |
|---|--------------------|

| | |
|-------------------------------------|--------------------|
| Reserve for uncollected taxes | \$13,053.24 |
| GRAND TOTAL—Budget | \$92,751.05 |

RECEIPTS AND REVENUES REALIZED IN 1952 TO MEET EXPENDITURES AND REQUIRED PAYMENTS

| | |
|---|--------------------|
| Surplus revenue appropriated .. | \$15,000.00 |
| Miscellaneous revenues realized .. | 11,316.47 |
| State aid revenues realized | 1,263.00 |
| Delinquent taxes including | |
| liens—1952 collections | 6,417.60 |
| current taxes—1952 collections .. | 44,095.08 |
| Emergency borrowings | |
| TOTAL RECEIPTS AND REVENUES REALIZED | \$78,092.15 |

CAPITAL OUTLAY—1952

| | |
|----------------------------------|-------|
| Beaches and boardwalks | |
| Buildings and equipment | |
| Parks and playgrounds | |
| Sewers | |
| Streets, roads and bridges | |
| Water supply | |
| Other | |

| | |
|------------------------------|---------------|
| Tax rate | \$7.97 |
| Local school tax rate | 4.81 |
| County tax rate | 1.60 |
| Local purpose tax rate | 1.56 |

| | |
|--|--------------------|
| TAXES | |
| Local school tax ... | \$33,624.54 |
| County taxes | 11,208.70 |
| Special district taxes | |
| Local purpose levy | 10,791.97 |
| Total tax levy (tax duplicate) .. | \$55,625.21 |

| | |
|--|----------------|
| Per Capita Total Tax Levy | \$27.63 |
| Current | |
| 1952 taxes levied (total) | \$55,942.52 |
| Collected in 1952 | 44,095.08 |
| Per cent of levy collected in 1952 .. | 78.82 |
| Transferred to liens | 5,016.24 |
| Cancelled, abated or adjusted .. | 594.60 |
| Outstanding December 31, 1952 .. | \$6,236.60 |

| | |
|------------------------------------|------------|
| All Prior Years Outstanding | |
| Balance January 1, 1952 | \$5,558.38 |
| Collected in 1952 | 4,828.30 |
| Balance December 31, 1952 | \$637.27 |

| | |
|------------------------------------|-------------|
| Tax Title Liens Outstanding | |
| Balance January 1, 1952 | \$48,925.86 |
| Redeemed by cash | 1,589.30 |
| Balance December 31, 1952 | \$43,589.19 |

| | |
|---|-------------|
| Property Acquired by Deed or Foreclosure | |
| Balance January 1, 1952 | \$19,540.00 |
| Sale for cash | 10,936.28 |
| Balance December 31, 1952 | \$17,430.31 |

CAPITAL DEBT, DECEMBER 31, 1952

| | |
|------------------------------------|--------------------|
| Gross Debt | |
| School debt | \$48,807.00 |
| Self-liquidating debt .. | |
| Other capital debt .. | 18,000.00 |
| TOTAL GROSS DEBT | \$66,807.00 |
| Per Capita Gross Debt | \$33.19 |

| | |
|-------------------------------|--------------------|
| Deductions for | |
| School debt | \$48,807.00 |
| Self-liquidating debt .. | |
| Other capital debt .. | |
| TOTAL DEDUCTIONS | 48,807.00 |
| NET DEBT | \$18,000.00 |

| | |
|------------------------------------|--------------|
| Average Assessed Valuations | |
| Real Property 1950-1951-1952 .. | \$710,321.00 |
| Per Cent of Net Debt | 2.53 |

CURRENT FINANCES DECEMBER 31, 1952

| | |
|-------------------------------------|--------------------|
| Cash | \$14,409.50 |
| Taxes receivable | 6,873.87 |
| Tax title liens | 43,589.19 |
| Foreclosed property | 17,430.31 |
| Accounts receivable | |
| State road aid receivable | 119.17 |
| Emergencies and deferred charges .. | 7,765.84 |
| TOTAL ASSETS | \$90,187.88 |

| | |
|------------------------|------------|
| Cash liabilities | \$2,442.47 |
| Reserves | 67,893.37 |
| Surplus revenue | 19,852.04 |

| | |
|--|--------------------|
| TOTAL LIABILITIES AND SURPLUS | \$90,187.88 |
|--|--------------------|

BERNARDS TOWNSHIP—SOMERSET COUNTY

Population Census, 1950—7,487

Land Area 23.2 sq. mi.

Net Valuation Taxable \$3,762,185

| | | |
|--|---------------------|-------------------|
| EXPENDITURES AND REQUIRED PAYMENTS FOR 1952 | | |
| General Government | | |
| Administrative and executive | \$18,535.84 | |
| Assessment and collection of taxes | 4,600.00 | |
| Finance Department | 1,100.00 | |
| Protection to Persons & Property | | |
| Fire | 14,064.16 | |
| Police | 16,500.00 | |
| Other | | |
| Streets and Roads | | |
| Repairs and maintenance | 48,422.22 | |
| Street lighting | 4,800.00 | |
| Sanitation | | |
| Street cleaning | | |
| Garbage and ash removal | | |
| Sewers | | |
| Health and Charities | | |
| Health service | 4,500.00 | |
| Poor (including relief) | 540.00 | |
| Hospitals (aid and maintenance) | | |
| Other | | |
| Recreation | | |
| Beaches and boardwalks | | |
| Parks and playgrounds | | |
| Other | 650.00 | |
| Educational (Exclusive of school districts) .. | | 1,000.00 |
| Unclassified Purposes (Including contingent) | | 850.00 |
| SUB-TOTAL—Municipal functions.. | \$115,562.22 | |
| Per Capita—Municipal functions | | \$15.44 |
| Capital imp'ts and capital imp't fund | \$15,611.11 | |
| Debt Service | | |
| Principal payments | | |
| Interest payments | | |
| Total | | |
| Per Capita Debt Service | | |
| Deferred Charges and Statutory Expenditures | | |
| Emergencies | \$1,500.00 | |
| Other deferred chgs. | | |
| Total | 1,500.00 | |
| TOTAL—Municipal expenditures .. | \$132,673.33 | |
| Required Payments for Local School, County, and Special District Taxes | | 246,358.91 |
| TOTAL EXPENDITURES AND REQUIRED PAYMENTS | \$379,032.24 | |
| Reserve for uncollected taxes | \$66,099.08 | |
| GRAND TOTAL—Budget | \$445,131.32 | |
| RECEIPTS AND REVENUES REALIZED IN 1952 TO MEET EXPENDITURES AND REQUIRED PAYMENTS | | |
| Surplus revenue appropriated .. | \$56,500.00 | |
| Miscellaneous revenues realized .. | 39,183.73 | |
| State aid revenues realized | 21,610.00 | |
| Delinquent taxes including | | |
| liens—1952 collections | 30,223.12 | |
| Current taxes—1952 collections .. | 307,261.75 | |
| Emergency borrowings | | |
| TOTAL RECEIPTS AND REVENUES REALIZED | \$454,778.60 | |

CAPITAL OUTLAY—1952

| | |
|----------------------------------|-------|
| Beaches and boardwalks | |
| Buildings and equipment | |
| Parks and playgrounds | |
| Sewers | |
| Streets, roads and bridges | |
| Water supply | |
| Other | |

| | | |
|---|---------------------|----------------|
| Tax rate | \$8.80 | |
| Local school tax rate | 5.61 | |
| County tax rate | 0.94 | |
| Local purpose tax rate | 2.25 | |
| TAXES | | |
| Local school tax ... | \$210,968.34 | |
| County taxes | 35,390.57 | |
| Special district taxes | | |
| Local purpose levy | \$246,358.91 | |
| Total tax levy (tax duplicate) .. | \$330,761.32 | |
| Per Capita Total Tax Levy | | \$44.18 |
| Current | | |
| 1952 taxes levied (total) | \$335,857.18 | |
| Collected in 1952 | 307,261.75 | |
| Per cent of levy collected in 1952 ... | 91.48 | |
| Transferred to liens | 96.80 | |
| Cancelled, abated or adjusted .. | 1,372.80 | |
| Outstanding December 31, 1952 .. | \$27,125.83 | |
| All Prior Years Outstanding | | |
| Balance January 1, 1952 | \$43,138.14 | |
| Collected in 1952 | 29,839.79 | |
| Balance December 31, 1952 | \$12,818.60 | |
| Tax Title Liens Outstanding | | |
| Balance January 1, 1952 | \$7,062.76 | |
| Redeemed by cash | 383.33 | |
| Balance December 31, 1952 | \$6,776.23 | |
| Property Acquired by Deed or Foreclosure | | |
| Balance January 1, 1952 | \$100.00 | |
| Sale for cash | | |
| Balance December 31, 1952 | \$100.00 | |

CAPITAL DEBT, DECEMBER 31, 1952

| | | |
|------------------------------------|---------------------|----------------|
| Gross Debt | | |
| School debt | \$369,000.00 | |
| Self-liquidating debt | | |
| Other capital debt .. | | |
| TOTAL GROSS DEBT | \$369,000.00 | |
| Per Capita Gross Debt | | \$49.20 |
| Deductions for | | |
| School debt | \$259,565.00 | |
| Self-liquidating debt .. | | |
| Other capital debt .. | | |
| TOTAL DEDUCTIONS | 259,565.00 | |
| NET DEBT | \$109,435.00 | |
| Average Assessed Valuations | | |
| Real Property 1950-1951-1952 .. | \$3,176,088.00 | |
| Per Cent of Net Debt | 3.44 | |

CURRENT FINANCES DECEMBER 31, 1952

| | |
|--|---------------------|
| Cash | \$130,703.58 |
| Taxes receivable | 39,944.43 |
| Tax title liens | 6,776.23 |
| Foreclosed property | 100.00 |
| Accounts receivable | 2,388.75 |
| State road aid receivable | 28,612.58 |
| Emergencies and deferred charges .. | |
| TOTAL ASSETS | \$208,525.57 |
| Cash liabilities | \$41,362.77 |
| Reserves | 49,209.41 |
| Surplus revenue | 117,953.39 |
| TOTAL LIABILITIES AND SURPLUS | \$208,525.57 |

BERNARDSVILLE BOROUGH—SOMERSET COUNTY

Population Census, 1950—3,956

Land Area 13.1 sq. mi.

Net Valuation Taxable \$4,880,745

| | |
|---|---------------------|
| EXPENDITURES AND REQUIRED PAYMENTS FOR 1952 | |
| General Government | |
| Administrative and executive | \$21,360.00 |
| Assessment and collection of taxes | 5,635.00 |
| Finance Department | |
| Protection to Persons & Property | |
| Fire | 9,250.00 |
| Police | 23,350.00 |
| Other | 2,300.00 |
| Streets and Roads | |
| Repairs and maintenance | 42,162.23 |
| Street lighting | 6,000.00 |
| Sanitation | |
| Street cleaning | |
| Garbage and ash removal | |
| Sewers | 17,190.00 |
| Health and Charities | |
| Health service | 10,795.00 |
| Poor (including relief) | 3,065.00 |
| Hospitals (aid and maintenance) | |
| Other | |
| Recreation | |
| Beaches and boardwalks | |
| Parks and playgrounds | 800.00 |
| Other | |
| Educational | |
| (Exclusive of school districts) .. | 2,000.00 |
| Unclassified Purposes | |
| (Including contingent) | 5,200.00 |
| SUB-TOTAL—Municipal functions.. | \$149,107.23 |
| Per Capita—Municipal functions | |
| Capital imp'ts and capital imp't fund | \$37.69 |
| Debt Service | \$9,000.00 |
| Principal payments .. | \$5,000.00 |
| Interest payments .. | 1,100.00 |
| Total | 6,100.00 |
| Per Capita Debt Service | \$1.54 |
| Deferred Charges and Statutory Expenditures | |
| Emergencies | \$1,000.00 |
| Other deferred chgs. | |
| Total | 1,000.00 |
| TOTAL—Municipal expenditures ... | \$165,207.23 |
| Required Payments for Local School, County, and Special District Taxes | |
| | 247,373.95 |

| | |
|---|---------------------|
| TOTAL EXPENDITURES AND REQUIRED PAYMENTS | \$412,581.18 |
| Reserve for uncollected taxes | \$55,403.45 |
| GRAND TOTAL—Budget | \$467,984.63 |

| | |
|--|---------------------|
| RECEIPTS AND REVENUES REALIZED IN 1952 TO MEET EXPENDITURES AND REQUIRED PAYMENTS | |
| Surplus revenue appropriated .. | \$51,000.00 |
| Miscellaneous revenues realized .. | 35,085.24 |
| State aid revenues realized | 6,715.97 |
| Delinquent taxes including | |
| liens—1952 collections | 23,148.43 |
| Current taxes—1952 collections .. | 342,730.31 |
| Emergency borrowings | |
| TOTAL RECEIPTS AND REVENUES REALIZED | \$458,679.95 |

CAPITAL OUTLAY—1952

| | |
|----------------------------------|-------------|
| Beaches and boardwalks | |
| Buildings and equipment | |
| Parks and playgrounds | |
| Sewers | \$31,418.06 |
| Streets, roads and bridges | |
| Water supply | |
| Other | |

| | |
|------------------------------|---------------|
| Local school tax rate | \$7.56 |
| Tax rate | 4.13 |
| County tax rate | 0.94 |
| Local purpose tax rate | 2.49 |

TAXES

| | | |
|-----------------------------------|--------------|---------------------|
| Local school tax ... | \$201,729.51 | |
| County taxes | 45,644.44 | |
| Special district taxes | | |
| | | \$247,373.95 |
| Local purpose levy | | 123,972.68 |
| Total tax levy (tax duplicate) .. | | <u>\$371,346.63</u> |

| | |
|--|----------------|
| Per Capita Total Tax Levy | \$93.87 |
|--|----------------|

| | |
|---------------------------------------|--------------------|
| Current | |
| 1952 taxes levied (total) | \$372,946.83 |
| Collected in 1952 | 342,730.31 |
| Per cent of levy collected in 1952 .. | 91.89 |
| Transferred to liens | 154.98 |
| Cancelled, abated or adjusted .. | 1,785.16 |
| Outstanding December 31, 1952 .. | <u>\$28,276.38</u> |

| | |
|------------------------------------|-------------------|
| All Prior Years Outstanding | |
| Balance January 1, 1952 | \$24,654.67 |
| Collected in 1952 | 23,089.70 |
| Balance December 31, 1952 | <u>\$1,495.93</u> |

| | |
|------------------------------------|-------------------|
| Tax Title Liens Outstanding | |
| Balance January 1, 1952 | \$2,136.08 |
| Redeemed by cash | 58.73 |
| Balance December 31, 1952 | <u>\$2,232.33</u> |

| | |
|---|--------------|
| Property Acquired by Deed or Foreclosure | |
| Balance January 1, 1952 | |
| Sale for cash | |
| Balance December 31, 1952 | <u>.....</u> |

CAPITAL DEBT, DECEMBER 31, 1952

| | |
|--------------------------|--------------|
| Gross Debt | |
| School debt | \$369,000.00 |
| Self-liquidating debt .. | |
| Other capital debt .. | 199,000.00 |

| | |
|------------------------------------|---------------------|
| TOTAL GROSS DEBT | \$568,000.00 |
| Per Capita Gross Debt | \$143.58 |

| | |
|--------------------------|--------------|
| Deductions for | |
| School debt | \$306,268.00 |
| Self-liquidating debt .. | |
| Other capital debt .. | |

| | |
|-------------------------------|---------------------|
| TOTAL DEDUCTIONS | 306,268.00 |
| NET DEBT | \$261,732.00 |

| | |
|------------------------------------|----------------|
| Average Assessed Valuations | |
| Real Property 1950-1951-1952 .. | \$3,828,353.00 |
| Per Cent of Net Debt | 6.83 |

CURRENT FINANCES DECEMBER 31, 1952

| | |
|-------------------------------------|---------------------|
| Cash | \$169,256.46 |
| Taxes receivable | 29,772.31 |
| Tax title liens | 2,232.33 |
| Foreclosed property | |
| Accounts receivable | 140.21 |
| State road aid receivable | |
| Emergencies and deferred charges .. | |
| TOTAL ASSETS | \$201,401.31 |

| | |
|------------------------|-------------|
| Cash liabilities | \$26,373.59 |
| Reserves | 32,144.85 |
| Surplus revenue | 142,882.87 |

| | |
|--|---------------------|
| TOTAL LIABILITIES AND SURPLUS | \$201,401.31 |
|--|---------------------|

BETHLEHEM TOWNSHIP—HUNTERDON COUNTY

Population Census, 1950—857

Land Area 21.4 sq. mi.

Net Valuation Taxable \$783,380

| | |
|--|--------------------|
| EXPENDITURES AND REQUIRED PAYMENTS FOR 1952 | |
| General Government | |
| Administrative and executive | \$3,092.97 |
| Assessment and collection of taxes | 954.28 |
| Finance Department | 188.26 |
| Protection to Persons & Property | |
| Fire | 400.00 |
| Police | 420.96 |
| Other | |
| Streets and Roads | |
| Repairs and maintenance | 10,353.56 |
| Street lighting | |
| Sanitation | |
| Street cleaning | |
| Garbage and ash removal | |
| Sewers | |
| Health and Charities | |
| Health service | 564.15 |
| Poor (including relief) | 135.95 |
| Hospitals (aid and maintenance) | |
| Other | |
| Recreation | |
| Beaches and boardwalks | |
| Parks and playgrounds | |
| Other | |
| Educational | |
| (Exclusive of school districts) .. | |
| Unclassified Purposes | |
| (Including contingent) | |
| SUB-TOTAL—Municipal functions.. | \$16,110.13 |
| Per Capita—Municipal functions | \$18.80 |
| Capital imp'ts and capital imp't fund | \$5,000.00 |
| Debt Service | |
| Principal payments .. | |
| Interest payments .. | \$137.51 |
| Total | 137.51 |
| Per Capita Debt Service | \$0.16 |
| Deferred Charges and Statutory Expenditures | |
| Emergencies | \$4,500.00 |
| Other deferred chgs. | |
| Total | 4,500.00 |
| TOTAL—Municipal expenditures ... | \$25,747.64 |
| Required Payments for Local School, County, and Special District Taxes | |
| | 42,474.60 |
| TOTAL EXPENDITURES AND REQUIRED PAYMENTS | \$68,222.24 |
| Reserve for uncollected taxes | \$7,624.02 |
| GRAND TOTAL—Budget | \$75,846.26 |
| RECEIPTS AND REVENUES REALIZED IN 1952 TO MEET EXPENDITURES AND REQUIRED PAYMENTS | |
| Surplus revenue appropriated .. | \$15,500.00 |
| Miscellaneous revenues realized .. | 12,597.48 |
| State aid revenues realized | 3,536.00 |
| Delinquent taxes including | |
| liens—1952 collections | 6,060.09 |
| current taxes—1952 collections.. | 41,956.00 |
| Emergency borrowings | |
| TOTAL RECEIPTS AND REVENUES REALIZED | \$79,649.57 |

CAPITAL OUTLAY—1952

| | |
|----------------------------------|------------|
| Beaches and boardwalks | |
| Buildings and equipment | |
| Parks and playgrounds | |
| Sewers | |
| Streets, roads and bridges | \$6,201.60 |
| Water supply | |
| Other | |

| | |
|------------------------------|---------------|
| Tax rate | \$5.93 |
| Local school tax rate | 4.42 |
| County tax rate | 1.00 |
| Local purpose tax rate | 0.51 |

TAXES

| | | |
|--|----------------|--------------------|
| Local school tax ... | \$34,625.21 | |
| County taxes | 7,849.39 | |
| Special district taxes | | |
| Local purpose levy | | \$42,474.60 |
| | | 3,960.52 |
| Total tax levy (tax duplicate) .. | | \$46,435.12 |
| Per Capita Total Tax Levy | \$54.18 | |

| | |
|--|-------------|
| Current | |
| 1952 taxes levied (total) | \$46,654.36 |
| Collected in 1952 | 41,956.00 |
| Per cent of levy collected in 1952 ... | 89.92 |
| Transferred to liens | 51.87 |
| Cancelled, abated or adjusted .. | 24.23 |
| Outstanding December 31, 1952 .. | \$4,622.26 |

| | |
|------------------------------------|------------|
| All Prior Years Outstanding | |
| Balance January 1, 1952 | \$6,742.64 |
| Collected in 1952 | 6,060.09 |
| Balance December 31, 1952 | \$632.56 |

| | |
|------------------------------------|----------|
| Tax Title Liens Outstanding | |
| Balance January 1, 1952 | \$936.39 |
| Redeemed by cash | |
| Balance December 31, 1952 | \$988.26 |

| | |
|---|-------|
| Property Acquired by Deed or Foreclosure | |
| Balance January 1, 1952 | |
| Sale for cash | |
| Balance December 31, 1952 | |

CAPITAL DEBT, DECEMBER 31, 1952

| | |
|------------------------------------|--------------------|
| Gross Debt | |
| School debt | \$57,804.00 |
| Self-liquidating debt .. | |
| Other capital debt .. | 1,303.00 |
| TOTAL GROSS DEBT | \$59,107.00 |
| Per Capita Gross Debt | \$68.97 |

| | |
|-------------------------------|------------------|
| Deductions for | |
| School debt | \$57,804.00 |
| Self-liquidating debt .. | |
| Other capital debt .. | 1,303.00 |
| TOTAL DEDUCTIONS | 59,107.00 |
| NET DEBT | |

| | |
|------------------------------------|--------------|
| Average Assessed Valuations | |
| Real Property 1950-1951-1952 .. | \$642,688.00 |
| Per Cent of Net Debt | |

CURRENT FINANCES DECEMBER 31, 1952

| | |
|-------------------------------------|--------------------|
| Cash | \$32,169.18 |
| Taxes receivable | 5,254.82 |
| Tax title liens | |
| Foreclosed property | 988.26 |
| Accounts receivable | 851.83 |
| State road aid receivable .. | |
| Emergencies and deferred charges .. | 10.25 |
| TOTAL ASSETS | \$39,274.34 |

| | |
|--|--------------------|
| Cash liabilities | \$15,958.96 |
| Reserves | 7,094.91 |
| Surplus revenue | 16,220.47 |
| TOTAL LIABILITIES AND SURPLUS | \$39,274.34 |

BEVERLY CITY—BURLINGTON COUNTY

Population Census, 1950—3,084 Land Area 0.54 sq. mi. Net Valuation Taxable \$1,488,965

| | |
|--|---------------------|
| EXPENDITURES AND REQUIRED PAYMENTS FOR 1952 | |
| General Government | |
| Administrative and executive | \$7,065.00 |
| Assessment and collection of taxes | 7,200.00 |
| Finance Department | |
| Protection to Persons & Property | |
| Fire | 5,590.00 |
| Police | 10,150.00 |
| Other | |
| Streets and Roads | |
| Repairs and maintenance | 9,651.20 |
| Street lighting | 3,920.00 |
| Sanitation | |
| Street cleaning | |
| Garbage and ash removal | 900.00 |
| Sewers | |
| Health and Charities | |
| Health service | 1,350.00 |
| Poor (including relief) | 1,385.00 |
| Hospitals (aid and maintenance) | |
| Other | |
| Recreation | |
| Benches and boardwalks | |
| Parks and playgrounds | 375.00 |
| Other | |
| Educational | |
| (Exclusive of school districts) .. | 225.00 |
| Unclassified Purposes | |
| (Including contingent) | 400.00 |
| SUB-TOTAL—Municipal functions.. | \$48,211.20 |
| Per Capita—Municipal functions ... | \$15.63 |
| Capital imp'ts and capital imp't fund | \$1,000.00 |
| Debt Service | |
| Principal payments .. | \$6,200.00 |
| Interest payments .. | 1,176.50 |
| Total | *7,376.50 |
| Per Capita Debt Service | |
| Deferred Charges and Statutory Expenditures | \$2.39 |
| Emergencies | |
| Other deferred chgs. .. | \$5.82 |
| Total | 5.82 |
| TOTAL—Municipal expenditures ... | \$56,593.52 |
| Required Payments for Local School, County, and Special District Taxes | 119,895.59 |
| TOTAL EXPENDITURES AND REQUIRED PAYMENTS ... | \$176,489.11 |
| Reserve for uncollected taxes | \$24,066.00 |
| GRAND TOTAL—Budget | \$200,555.11 |
| RECEIPTS AND REVENUES REALIZED IN 1952 TO MEET EXPENDITURES AND REQUIRED PAYMENTS | |
| Surplus revenue appropriated .. | \$16,367.32 |
| Miscellaneous revenues realized .. | 26,222.71 |
| State aid revenues realized | 2,291.00 |
| Delinquent taxes including | |
| liens—1952 collections | 16,755.08 |
| current taxes—1952 collections .. | 116,645.73 |
| Emergency borrowings | |
| TOTAL RECEIPTS AND REVENUES REALIZED | \$178,281.84 |

CAPITAL OUTLAY—1952

| | |
|----------------------------------|-------|
| Beaches and boardwalks | |
| Buildings and equipment | |
| Parks and playgrounds | |
| Sewers | |
| Streets, roads and bridges | |
| Water supply | |
| Other | |

* Includes \$2,592.50 Art. VI School Debt Service.

| | |
|------------------------------|---------------|
| Tax rate | \$9.16 |
| Local school tax rate | 5.80 |
| County tax rate | 2.25 |
| Local purpose tax rate | 1.11 |

TAXES

| | | |
|-----------------------------------|-------------|---------------------|
| Local school tax ... | \$86,431.26 | |
| County taxes | 33,464.33 | |
| Special district taxes | | |
| | | \$119,895.59 |
| Local purpose levy | | 17,107.50 |
| Total tax levy (tax duplicate) .. | | \$137,003.09 |

Per Capita Total Tax Levy **\$44.42**

| | |
|--|--------------|
| Current | |
| 1952 taxes levied (total) | \$137,318.19 |
| Collected in 1952 | 116,645.73 |
| Per cent of levy collected in 1952 ... | 84.94 |
| Transferred to liens | 1,011.37 |
| Cancelled, abated or adjusted ... | 456.71 |
| Outstanding December 31, 1952 .. | \$19,204.38 |

| | |
|------------------------------------|--------------------|
| All Prior Years Outstanding | |
| Balance January 1, 1952 | \$29,308.38 |
| Collected in 1952 | 16,615.17 |
| Balance December 31, 1952 | \$12,523.44 |

| | |
|------------------------------------|--------------------|
| Tax Title Liens Outstanding | |
| Balance January 1, 1952 | \$16,276.44 |
| Redeemed by cash | 139.91 |
| Balance December 31, 1952 | \$17,147.90 |

| | |
|---|-------------------|
| Property Acquired by Deed or Foreclosure | |
| Balance January 1, 1952 | \$6,335.00 |
| Sale for cash | 3,731.00 |
| Balance December 31, 1952 | \$4,888.00 |

CAPITAL DEBT, DECEMBER 31, 1952

| | |
|-----------------------------|-------------|
| Gross Debt | |
| School debt | \$18,300.00 |
| Self-liquidating debt. | |
| Other capital debt .. | 13,100.00 |

TOTAL GROSS DEBT **\$31,400.00**
Per Capita Gross Debt **\$10.18**

| | |
|-----------------------------|-------------|
| Deductions for | |
| School debt | \$18,300.00 |
| Self-liquidating debt. | |
| Other capital debt .. | |

TOTAL DEDUCTIONS **18,300.00**
NET DEBT **\$13,100.00**

| | |
|------------------------------------|----------------|
| Average Assessed Valuations | |
| Real Property 1950-1951-1952 .. | \$1,237,725.00 |
| Per Cent of Net Debt | 1.05 |

CURRENT FINANCES DECEMBER 31, 1952

| | |
|-------------------------------------|-------------|
| Cash | \$44,406.59 |
| Taxes receivable | 31,727.82 |
| Tax title liens | 17,147.90 |
| Foreclosed property | 4,888.00 |
| Accounts receivable | 1,025.79 |
| State road aid receivable | |
| Emergencies and deferred charges .. | 3,287.20 |

TOTAL ASSETS **\$102,483.30**

| | |
|------------------------|-------------|
| Cash liabilities | \$16,191.87 |
| Reserves | 54,789.51 |
| Surplus revenue | 31,501.92 |

TOTAL LIABILITIES AND SURPLUS **\$102,483.30**

BLAIRSTOWN TOWNSHIP—WARREN COUNTY

Population Census, 1950—1,571 Land Area 30.7 sq. mi. Net Valuation Taxable \$1,305,779

| | |
|--|--------------------|
| EXPENDITURES AND REQUIRED PAYMENTS FOR 1952 | |
| General Government | |
| Administrative and executive | \$4,485.00 |
| Assessment and collection of taxes | 1,150.00 |
| Finance Department | 425.00 |
| Protection to Persons & Property | |
| Fire | 2,700.00 |
| Police | 700.00 |
| Other | |
| Streets and Roads | |
| Repairs and maintenance | 23,990.00 |
| Street lighting | 1,500.00 |
| Sanitation | |
| Street cleaning | |
| Garbage and ash removal | 150.00 |
| Sewers | |
| Health and Charities | |
| Health service | 300.00 |
| Poor (including relief) | 225.00 |
| Hospitals (aid and maintenance) | |
| Other | |
| Recreation | |
| Beaches and boardwalks | |
| Parks and playgrounds | |
| Other | |
| Educational | |
| (Exclusive of school districts) .. | 650.00 |
| Unclassified Purposes | |
| (Including contingent) | 100.00 |
| SUB-TOTAL—Municipal functions.. | \$36,375.00 |

| | |
|--|-----------------|
| Per Capita—Municipal functions | \$23.15 |
| Capital Imp'ts and capital Imp't fund | \$13,673.54 |
| Debt Service | |
| Principal payments . | \$2,250.00 |
| Interest payments .. | 100.00 |
| Total | 2,350.00 |
| Per Capita Debt Service | \$1.50 |
| Deferred Charges and Statutory Expenditures | |
| Emergencies | |
| Other deferred chgs. | \$7,460.71 |
| Total | 7,460.71 |

TOTAL—Municipal expenditures ... **\$59,859.25**

Required Payments for Local School, County, and Special District Taxes **75,685.44**

TOTAL EXPENDITURES AND REQUIRED PAYMENTS **\$135,544.69**

Reserve for uncollected taxes

\$15,610.55

GRAND TOTAL—Budget **\$151,155.24**

RECEIPTS AND REVENUES REALIZED IN 1952 TO MEET EXPENDITURES AND REQUIRED PAYMENTS

| | |
|------------------------------------|-------------|
| Surplus revenue appropriated .. | \$12,460.71 |
| Miscellaneous revenues realized .. | 16,641.60 |
| State aid revenues realized | 20,103.19 |
| Delinquent taxes including | |
| liens—1952 collections | 20,297.52 |
| Current taxes—1952 collections.. | 85,062.72 |
| Emergency borrowings | |

TOTAL RECEIPTS AND REVENUES REALIZED **\$154,565.74**

CAPITAL OUTLAY—1952

| | |
|----------------------------------|------------|
| Beaches and boardwalks | |
| Buildings and equipment | \$2,300.00 |
| Parks and playgrounds | |
| Sewers | |
| Streets, roads and bridges | |
| Water supply | |
| Other | |

| | |
|------------------------------|---------------|
| Tax rate | \$7.53 |
| Local school tax rate | 4.42 |
| County tax rate | 1.38 |
| Local purpose tax rate | 1.73 |

| | |
|------------------------------|-------------|
| TAXES | |
| Local school tax ... | \$57,759.12 |
| County taxes | 17,926.32 |
| Special district taxes | |

| | |
|--|--------------------|
| Local purpose levy | \$75,685.44 |
| | 23,015.90 |
| Total tax levy (tax duplicate) .. | \$98,701.34 |

Per Capita Total Tax Levy **\$62.83**

| | |
|---------------------------------------|-------------|
| Current | |
| 1952 taxes levied (total) | \$99,125.88 |
| Collected in 1952 | 85,062.72 |
| Per cent of levy collected in 1952 .. | 85.81 |
| Transferred to liens | 3.77 |
| Cancelled, abated or adjusted .. | |
| Outstanding December 31, 1952 .. | \$14,059.39 |

| | |
|------------------------------------|-------------|
| All Prior Years Outstanding | |
| Balance January 1, 1952 | \$24,728.14 |
| Collected in 1952 | 20,297.52 |
| Balance December 31, 1952 | \$4,425.48 |

| | |
|------------------------------------|---------|
| Tax Title Liens Outstanding | |
| Balance January 1, 1952 | |
| Redeemed by cash | |
| Balance December 31, 1952 | \$10.98 |

| | |
|---|-------|
| Property Acquired by Deed or Foreclosure | |
| Balance January 1, 1952 | |
| Sale for cash | |
| Balance December 31, 1952 | |

CAPITAL DEBT, DECEMBER 31, 1952

| | |
|-----------------------------|--------------|
| Gross Debt | |
| School debt | \$108,000.00 |
| Self-liquidating debt. | |
| Other capital debt .. | 2,850.00 |

TOTAL GROSS DEBT **\$110,850.00**

Per Capita Gross Debt **\$70.56**

| | |
|-----------------------------|-------------|
| Deductions for | |
| School debt | \$81,611.00 |
| Self-liquidating debt. | |
| Other capital debt .. | |

TOTAL DEDUCTIONS **81,611.00**

NET DEBT **\$29,239.00**

| | |
|------------------------------------|----------------|
| Average Assessed Valuations | |
| Real Property 1950-1951-1952 .. | \$1,020,139.00 |
| Per Cent of Net Debt | 2.86 |

CURRENT FINANCES DECEMBER 31, 1952

| | |
|-------------------------------------|-------------|
| Cash | \$36,516.18 |
| Taxes receivable | 18,484.87 |
| Tax title liens | |
| Foreclosed property | 10.98 |
| Accounts receivable | 3,055.25 |
| State road aid receivable | 11,766.19 |
| Emergencies and deferred charges .. | 121.31 |

TOTAL ASSETS **\$69,954.78**

| | |
|------------------------|-------------|
| Cash liabilities | \$28,929.18 |
| Reserves | 21,551.10 |
| Surplus revenue | 19,474.50 |

TOTAL LIABILITIES AND SURPLUS **\$69,954.78**

BLOOMFIELD TOWN—ESSEX COUNTY

Population Census, 1950—49,307 Land Area 5.4 sq. mi. Net Valuation Taxable \$85,039,792

EXPENDITURES AND REQUIRED PAYMENTS FOR 1952

| | | |
|---|-----------------------|--|
| General Government | | |
| Administrative and executive | \$201,458.55 | |
| Assessment and collection of taxes | 80,462.30 | |
| Finance Department | 15,608.50 | |
| Protection to Persons & Property | | |
| Fire | 375,866.57 | |
| Police | 442,196.15 | |
| Other | 93,030.37 | |
| Streets and Roads | | |
| Repairs and maintenance | 139,809.94 | |
| Street lighting | 62,500.00 | |
| Sanitation | | |
| Street cleaning | | |
| Garbage and ash removal | 167,749.80 | |
| Sewers | 129,500.68 | |
| Health and Charities | | |
| Health service | 60,950.00 | |
| Poor (including relief) | 33,436.00 | |
| Hospitals (aid and maintenance) .. | | |
| Other | 1,500.00 | |
| Recreation | | |
| Beaches and boardwalks | | |
| Parks and playgrounds | 53,333.00 | |
| Other | | |
| Educational | | |
| (Exclusive of school districts) .. | 60,855.00 | |
| Unclassified Purposes | | |
| (Including contingent) | 98,990.50 | |
| SUB-TOTAL—Municipal functions.. | \$2,017,247.36 | |

| | | |
|--|--------------------|---------------|
| Per Capita—Municipal functions | \$40.91 | |
| Capital imp'ts and capital imp't fund | \$51,000.00 | |
| Debt Service | | |
| Principal payments .. | \$236,000.00 | |
| Interest payments .. | 116,465.00 | |
| Total | *352,465.00 | |
| Per Capita Debt Service | | \$7.15 |
| Deferred Charges and Statutory Expenditures | | |
| Emergencies | \$46,425.00 | |
| Other deferred chgs. | 139,820.24 | |
| Total | 186,245.24 | |

TOTAL—Municipal expenditures ... \$2,606,957.60

Required Payments for Local School, County, and Special District Taxes 2,707,019.37

TOTAL EXPENDITURES AND REQUIRED PAYMENTS \$5,313,976.97

Reserve for uncollected taxes

GRAND TOTAL—Budget \$5,785,052.45

RECEIPTS AND REVENUES REALIZED IN 1952 TO MEET EXPENDITURES AND REQUIRED PAYMENTS

| | |
|---|-----------------------|
| Surplus revenue appropriated .. | \$546,425.00 |
| Miscellaneous revenues realized. | 503,347.02 |
| State aid revenues realized | 26,761.00 |
| Delinquent taxes including | |
| liens—1952 collections | 105,169.86 |
| current taxes—1952 collections.. | 4,598,499.62 |
| Emergency borrowings | |
| TOTAL RECEIPTS AND REVENUES REALIZED | \$5,780,202.50 |

CAPITAL OUTLAY—1952

| | |
|----------------------------------|--------------|
| Beaches and boardwalks | |
| Buildings and equipment | \$979,226.15 |
| Parks and playgrounds | 47,392.16 |
| Sewers | 30,406.20 |
| Streets, roads and bridges | 19,198.86 |
| Water supply | |
| Other | 11,074.52 |

* Includes \$173,577.50 Art. VI School Debt Service.

| | |
|------------------------------|---------------|
| Tax rate | \$5.54 |
| Local school tax rate | 2.14 |
| County tax rate | 1.04 |
| Local purpose tax rate | 2.36 |

TAXES

| | |
|--|-----------------------|
| Local school tax | \$1,820,916.90 |
| County taxes | 886,102.47 |
| Special district taxes | |
| Local purpose levy | \$2,707,019.37 |
| Total tax levy (tax duplicate) .. | 2,006,947.08 |
| Total tax levy (tax duplicate) .. | \$4,713,966.45 |
| Per Capita Total Tax Levy | |
| | \$95.60 |

Current

| | |
|---------------------------------------|----------------|
| 1952 taxes levied (total) | \$4,744,610.51 |
| Collected in 1952 | 4,598,499.62 |
| Per cent of levy collected in 1952 .. | 96.92 |
| Transferred to liens | 1,035.98 |
| Cancelled, abated or adjusted .. | 14,390.15 |
| Outstanding December 31, 1952 .. | \$130,684.76 |

All Prior Years Outstanding

| | |
|---------------------------------|--------------|
| Balance January 1, 1952 | \$464,253.45 |
| Collected in 1952 | 104,083.52 |
| Balance December 31, 1952 | \$360,134.65 |

Tax Title Liens Outstanding

| | |
|---------------------------------|-------------|
| Balance January 1, 1952 | \$15,769.00 |
| Redeemed by cash | 1,086.34 |
| Balance December 31, 1952 | \$15,718.64 |

Property Acquired by Deed or Foreclosure

| | |
|---------------------------------|-------------|
| Balance January 1, 1952 | \$60,200.00 |
| Sale for cash | 3,050.00 |
| Balance December 31, 1952 | \$58,000.00 |

CAPITAL DEBT, DECEMBER 31, 1952

Gross Debt

| | |
|------------------------|----------------|
| School debt | \$2,499,500.00 |
| Self-liquidating debt. | 849,750.00 |
| Other capital debt .. | 1,789,822.00 |

TOTAL GROSS DEBT \$5,139,072.00

Per Capita Gross Debt \$104.23

Deductions for

| | |
|------------------------|----------------|
| School debt | \$2,499,500.00 |
| Self-liquidating debt. | 849,750.00 |
| Other capital debt .. | |

TOTAL DEDUCTIONS 3,349,250.00

NET DEBT \$1,789,822.00

Average Assessed Valuations

| | |
|--------------------------------|-----------------|
| Real Property 1950-1951-1952.. | \$69,034,959.00 |
| Per Cent of Net Debt | 2.59 |

CURRENT FINANCES DECEMBER 31, 1952

| | |
|-------------------------------------|-----------------------|
| Cash | \$1,652,833.63 |
| Taxes receivable | 490,819.41 |
| Tax title liens | 15,718.64 |
| Foreclosed property | 58,000.00 |
| Accounts receivable | 7,828.45 |
| State road aid receivable | 72,761.93 |
| Emergencies and deferred charges .. | 30.86 |
| TOTAL ASSETS | \$2,297,992.92 |

| | |
|------------------------|--------------|
| Cash liabilities | \$256,155.17 |
| Reserves | 572,366.50 |
| Surplus revenue | 1,469,471.25 |

TOTAL LIABILITIES AND SURPLUS \$2,297,992.92

BLOOMINGDALE BOROUGH—PASSAIC COUNTY

Population Census, 1950—3,251 Land Area 9.1 sq. mi. Net Valuation Taxable \$2,585,419

| | |
|--|--------------------|
| EXPENDITURES AND RE- QUIRED PAYMENTS FOR 1952 | |
| General Government | |
| Administrative and executive | \$10,250.00 |
| Assessment and collection of taxes | 4,750.00 |
| Finance Department | |
| Protection to Persons & Property | |
| Fire | 3,450.00 |
| Police | 5,950.00 |
| Other | |
| Streets and Roads | |
| Repairs and maintenance | 16,500.00 |
| Street lighting | 4,000.00 |
| Sanitation | |
| Street cleaning | |
| Garbage and ash removal | 2,800.00 |
| Sewers | 3,500.00 |
| Health and Charities | |
| Health service | 2,600.00 |
| Poor (including relief) | 1,000.00 |
| Hospitals (aid and maintenance) | |
| Other | |
| Recreation | |
| Beaches and boardwalks | |
| Parks and playgrounds | 1,600.00 |
| Other | |
| Educational | |
| (Exclusive of school districts) .. | 150.00 |
| Unclassified Purposes | |
| (Including contingent) | 1,000.00 |
| SUB-TOTAL—Municipal functions.. | \$57,550.00 |

| | |
|--|-----------------|
| Per Capita—Municipal functions ... | \$17.70 |
| Capital Imp'ts and capital Imp't fund | \$7,500.00 |
| Debt Service | |
| Principal payments .. | \$6,500.00 |
| Interest payments .. | 1,000.00 |
| Total | 7,500.00 |
| Per Capita Debt Service | \$2.31 |
| Deferred Charges and Statutory Expenditures | |
| Emergencies | |
| Other deferred chgs. | |
| Total | |

| | |
|---|---------------------|
| TOTAL—Municipal expenditures ... | \$72,550.00 |
| Required Payments for Local School, County, and Special District Taxes | 127,637.16 |
| TOTAL EXPENDITURES AND REQUIRED PAYMENTS | \$200,187.16 |
| Reserve for uncollected taxes | \$14,343.63 |
| GRAND TOTAL—Budget | \$214,530.79 |

| | |
|--|---------------------|
| RECEIPTS AND REVENUES REALIZED IN 1952 TO MEET EXPENDITURES AND REQUIRED PAYMENTS | |
| Surplus revenue appropriated .. | \$15,700.00 |
| Miscellaneous revenues realized .. | 24,369.72 |
| State aid revenues realized | 8,114.00 |
| Delinquent taxes including | |
| Liens—1952 collections | 10,246.40 |
| Current taxes—1952 collections .. | 150,303.51 |
| Emergency borrowings | |
| TOTAL RECEIPTS AND REVENUES REALIZED | \$208,733.63 |

| | |
|----------------------------------|------------|
| CAPITAL OUTLAY—1952 | |
| Beaches and boardwalks | |
| Buildings and equipment | \$9,465.40 |
| Parks and playgrounds | |
| Sewers | |
| Streets, roads and bridges | 51,949.75 |
| Water supply | |
| Other | |

| | |
|------------------------------|---------------|
| Tax rate | \$6.07 |
| Local school tax rate | 4.00 |
| County tax rate | 0.94 |
| Local purpose tax rate | 1.13 |

| | |
|--|---------------------|
| TAXES | |
| Local school tax ... | \$103,343.99 |
| County taxes | 24,293.17 |
| Special district taxes | |
| Local purpose levy | \$127,637.16 |
| Total tax levy (tax duplicate) .. | \$159,666.79 |
| Per Capita Total Tax Levy | \$49.11 |

| | |
|---------------------------------------|--------------|
| Current | |
| 1952 taxes levied (total) | \$161,263.21 |
| Collected in 1952 | 150,303.51 |
| Per cent of levy collected in 1952 .. | 93.20 |
| Transferred to liens | 69.82 |
| Cancelled, abated or adjusted .. | 907.47 |
| Outstanding December 31, 1952 .. | \$9,982.41 |

| | |
|------------------------------------|-------------|
| All Prior Years Outstanding | |
| Balance January 1, 1952 | \$10,331.24 |
| Collected in 1952 | 10,151.18 |
| Balance December 31, 1952 | \$141.34 |

| | |
|------------------------------------|----------|
| Tax Title Liens Outstanding | |
| Balance January 1, 1952 | \$319.42 |
| Redeemed by cash | 95.22 |
| Balance December 31, 1952 | \$328.63 |

| | |
|---|------------|
| Property Acquired by Deed or Foreclosure | |
| Balance January 1, 1952 | \$3,450.00 |
| Sale for cash | 1,050.00 |
| Balance December 31, 1952 | \$3,100.00 |

| | |
|--|---------------------|
| CAPITAL DEBT, DECEMBER 31, 1952 | |
| Gross Debt | |
| School debt | \$16,000.00 |
| Self-liquidating debt | |
| Other capital debt .. | 136,650.00 |
| TOTAL GROSS DEBT | \$152,650.00 |

| | |
|-------------------------------|---------------------|
| Deductions for | |
| School debt | \$16,000.00 |
| Self-liquidating debt | |
| Other capital debt .. | 19,494.00 |
| TOTAL DEDUCTIONS | 35,494.00 |
| NET DEBT | \$117,156.00 |

| | |
|------------------------------------|----------------|
| Average Assessed Valuations | |
| Real Property 1950-1951-1952 .. | \$2,353,952.00 |
| Per Cent of Net Debt | 4.97 |

| | |
|---|--------------------|
| CURRENT FINANCES DECEMBER 31, 1952 | |
| Cash | \$57,671.61 |
| Taxes receivable | 10,123.75 |
| Tax title liens | 328.63 |
| Foreclosed property | 3,100.00 |
| Accounts receivable | |
| State road aid receivable | |
| Emergencies and deferred charges .. | |
| TOTAL ASSETS | \$71,223.99 |

| | |
|--|--------------------|
| Cash liabilities | \$10,424.07 |
| Reserves | 13,552.38 |
| Surplus revenue | 47,247.54 |
| TOTAL LIABILITIES AND SURPLUS | \$71,223.99 |

BLOOMSBURY BOROUGH—HUNTERDON COUNTY

Population Census, 1950—722

Land Area 1.0 sq. mi.

Net Valuation Taxable \$533,566

EXPENDITURES AND REQUIRED PAYMENTS FOR 1952

| | |
|---|--------------------|
| General Government | |
| Administrative and executive | \$2,903.66 |
| Assessment and collection of taxes | 500.00 |
| Finance Department | 50.00 |
| Protection to Persons & Property | |
| Fire | 2,500.00 |
| Police | 200.00 |
| Other | |
| Streets and Roads | |
| Repairs and maintenance | 2,475.00 |
| Street lighting | 1,450.00 |
| Sanitation | |
| Street cleaning | |
| Garbage and ash removal | 1,400.00 |
| Sewers | |
| Health and Charities | |
| Health service | 175.00 |
| Poor (including relief) | |
| Hospitals (aid and maintenance) | |
| Other | |
| Recreation | |
| Beaches and boardwalks | |
| Parks and playgrounds | |
| Other | |
| Educational | |
| (Exclusive of school districts) .. | |
| Unclassified Purposes | |
| (Including contingent) | |
| SUB-TOTAL—Municipal functions.. | \$11,653.66 |

| | |
|---|----------------|
| Per Capita—Municipal functions | \$16.14 |
| Capital imp'ts and capital imp't fund | \$1,000.00 |
| Debt Service | |
| Principal payments .. | |
| Interest payments .. | |
| Total | |
| Per Capita Debt Service | |
| Deferred Charges and Statutory Expenditures | |
| Emergencies | |
| Other deferred chgs. | |
| Total | |

| | |
|---|--------------------|
| TOTAL—Municipal expenditures ... | \$12,653.66 |
| Required Payments for Local School, County, and Special District Taxes | 27,193.78 |

| | |
|---|--------------------|
| TOTAL EXPENDITURES AND REQUIRED PAYMENTS | \$39,847.44 |
| Reserve for uncollected taxes | \$3,704.34 |
| GRAND TOTAL—Budget | \$43,551.78 |

| | |
|--|--------------------|
| RECEIPTS AND REVENUES REALIZED IN 1952 TO MEET EXPENDITURES AND REQUIRED PAYMENTS | |
| Surplus revenue appropriated .. | \$4,500.00 |
| Miscellaneous revenues realized .. | 2,034.41 |
| State aid revenues realized | 1,226.00 |
| Delinquent taxes including | |
| liens—1952 collections | 1,272.31 |
| Current taxes—1952 collections .. | 35,127.03 |
| Emergency borrowings | |
| TOTAL RECEIPTS AND REVENUES REALIZED | \$44,159.75 |

CAPITAL OUTLAY—1952

| | |
|----------------------------------|----------|
| Beaches and boardwalks | |
| Buildings and equipment | \$116.40 |
| Parks and playgrounds | |
| Sewers | |
| Streets, roads and bridges | |
| Water supply | |
| Other | |

| | |
|------------------------------|---------------|
| Tax rate | \$6.87 |
| Local school tax rate | 4.10 |
| County tax rate | 1.00 |
| Local purpose tax rate | 1.77 |

TAXES

| | | |
|--|-------------|--------------------|
| Local school tax ... | \$21,855.00 | |
| County taxes | 5,338.78 | |
| Special district taxes | | |
| Local purpose levy | | \$27,193.78 |
| | | 9,938.34 |
| Total tax levy (tax duplicate) .. | | \$37,132.12 |
| Per Capita Total Tax Levy | | |
| | | \$51.43 |

Current

| | |
|--|-------------|
| 1952 taxes levied (total) | \$37,272.02 |
| Collected in 1952 | 35,127.03 |
| Per cent of levy collected in 1952 ... | 94.24 |
| Transferred to liens | |
| Cancelled, abated or adjusted | 276.80 |
| Outstanding December 31, 1952 .. | \$1,868.19 |

All Prior Years Outstanding

| | |
|---------------------------------|------------|
| Balance January 1, 1952 | \$1,484.49 |
| Collected in 1952 | 1,272.31 |
| Balance December 31, 1952 | \$185.65 |

Tax Title Liens Outstanding

| | |
|---------------------------------|-------|
| Balance January 1, 1952 | |
| Redeemed by cash | |
| Balance December 31, 1952 | |

Property Acquired by Deed or Foreclosure

| | |
|---------------------------------|-------|
| Balance January 1, 1952 | |
| Sale for cash | |
| Balance December 31, 1952 | |

CAPITAL DEBT, DECEMBER 31, 1952

| | |
|------------------------------------|--------------------|
| Gross Debt | |
| School debt | \$13,000.00 |
| Self-liquidating debt .. | 29,000.00 |
| Other capital debt .. | 8,500.00 |
| TOTAL GROSS DEBT | \$50,500.00 |
| Per Capita Gross Debt | |
| | \$69.94 |

Deductions for

| | |
|-------------------------------|-------------------|
| School debt | \$13,000.00 |
| Self-liquidating debt .. | 29,000.00 |
| Other capital debt .. | |
| TOTAL DEDUCTIONS | 42,000.00 |
| NET DEBT | \$8,500.00 |

Average Assessed Valuations

| | |
|---------------------------------|--------------|
| Real Property 1950-1951-1952 .. | \$442,069.00 |
| Per Cent of Net Debt | 1.92 |

CURRENT FINANCES DECEMBER 31, 1952

| | |
|-------------------------------------|--------------------|
| Cash | \$21,975.87 |
| Taxes receivable | 2,053.84 |
| Tax title liens | |
| Foreclosed property | |
| Accounts receivable | 118.93 |
| State road aid receivable | |
| Emergencies and deferred charges .. | |
| TOTAL ASSETS | \$24,148.64 |

| | |
|--|--------------------|
| Cash liabilities | \$11,450.50 |
| Reserves | 2,172.77 |
| Surplus revenue | 10,525.37 |
| TOTAL LIABILITIES AND SURPLUS | \$24,148.64 |

BOGOTA BOROUGH—BERGEN COUNTY

Population Census, 1950—7,662

Land Area 0.7 sq. mi.

Net Valuation Taxable \$7,943,201

| | |
|--|---------------------|
| EXPENDITURES AND REQUIRED PAYMENTS FOR 1952 | |
| General Government | |
| Administrative and executive | \$48,164.40 |
| Assessment and collection of taxes | 9,641.00 |
| Finance Department | |
| Protection to Persons & Property | |
| Fire | 17,075.00 |
| Police | 81,849.15 |
| Other | |
| Streets and Roads | |
| Repairs and maintenance | 40,423.30 |
| Street lighting | 8,632.45 |
| Sanitation | |
| Street cleaning | |
| Garbage and ash removal | 27,055.84 |
| Sewers | 6,349.50 |
| Health and Charities | |
| Health service | 3,135.00 |
| Poor (including relief) | 1,480.00 |
| Hospitals (aid and maintenance) | |
| Other | |
| Recreation | |
| Beaches and boardwalks | |
| Parks and playgrounds | 5,100.00 |
| Other | 8,699.00 |
| Educational | |
| (Exclusive of school districts) .. | 4,900.00 |
| Unclassified Purposes | |
| (Including contingent) | 7,650.00 |
| SUB-TOTAL—Municipal functions.. | \$270,154.64 |
| Per Capita—Municipal functions | |
| Capital imp'ts and capital imp't fund | \$35.26 |
| Debt Service | \$9,000.00 |
| Principal payments .. | \$13,504.80 |
| Interest payments .. | 2,963.75 |
| Total | 16,468.55 |
| Per Capita Debt Service | |
| Deferred Charges and Statutory Expenditures | \$2.15 |
| Emergencies | |
| Other deferred chgs. | \$3,670.00 |
| Total | 3,670.00 |
| TOTAL—Municipal expenditures ... | \$299,293.19 |
| Required Payments for Local School, County, and Special District Taxes | |
| TOTAL EXPENDITURES AND REQUIRED PAYMENTS | \$638,195.10 |
| Reserve for uncollected taxes | \$64,532.45 |
| GRAND TOTAL—Budget | \$702,727.55 |
| RECEIPTS AND REVENUES REALIZED IN 1952 TO MEET EXPENDITURES AND REQUIRED PAYMENTS | |
| Surplus revenue appropriated .. | \$66,000.00 |
| Miscellaneous revenues realized .. | 59,315.15 |
| State aid revenues realized | 4,246.00 |
| Delinquent taxes including | |
| liens—1952 collections | 17,182.39 |
| Current taxes—1952 collections.. | 541,038.95 |
| Emergency borrowings | |
| TOTAL RECEIPTS AND REVENUES REALIZED | \$687,782.49 |

CAPITAL OUTLAY—1952

| | |
|----------------------------------|-------------|
| Beaches and boardwalks | |
| Buildings and equipment | \$37,281.17 |
| Parks and playgrounds | |
| Sewers | |
| Streets, roads and bridges | |
| Water supply | |
| Other | |

| | |
|------------------------------|---------------|
| Tax rate | \$7.06 |
| Local school tax rate | 3.45 |
| County tax rate | 0.81 |
| Local purpose tax rate | 2.80 |

TAXES

| | | |
|--|---------------------|--|
| Local school tax ... | \$274,422.11 | |
| County taxes | 64,479.80 | |
| Special district taxes | | |
| Local purpose levy | 224,729.64 | |
| Total tax levy (tax duplicate) .. | \$563,631.55 | |
| Per Capita Total Tax Levy | \$73.56 | |

| | |
|---------------------------------------|--------------|
| Current | |
| 1952 taxes levied (total) | \$565,978.76 |
| Collected in 1952 | 541,038.95 |
| Per cent of levy collected in 1952 .. | 95.59 |
| Transferred to liens | 391.83 |
| Cancelled, abated or adjusted | 6,637.86 |
| Outstanding December 31, 1952 .. | \$17,910.12 |

| | |
|------------------------------------|-------------|
| All Prior Years Outstanding | |
| Balance January 1, 1952 | \$21,704.72 |
| Collected in 1952 | 16,797.95 |
| Balance December 31, 1952 | \$4,128.08 |

| | |
|------------------------------------|------------|
| Tax Title Liens Outstanding | |
| Balance January 1, 1952 | \$5,225.24 |
| Redeemed by cash | 384.44 |
| Balance December 31, 1952 | \$5,575.53 |

| | |
|---|-------------|
| Property Acquired by Deed or Foreclosure | |
| Balance January 1, 1952 | \$18,975.00 |
| Sale for cash | 1,300.00 |
| Balance December 31, 1952 | \$16,835.00 |

CAPITAL DEBT, DECEMBER 31, 1952

| | |
|--------------------------|-------------|
| Gross Debt | |
| School debt | \$85,500.00 |
| Self-liquidating debt .. | |
| Other capital debt .. | 109,900.00 |

| | |
|------------------------------------|---------------------|
| TOTAL GROSS DEBT | \$195,400.00 |
| Per Capita Gross Debt | \$25.50 |

| | |
|--------------------------|-------------|
| Deductions for | |
| School debt | \$85,500.00 |
| Self-liquidating debt .. | |
| Other capital debt .. | |

| | |
|-------------------------------|---------------------|
| TOTAL DEDUCTIONS | 85,500.00 |
| NET DEBT | \$109,900.00 |

| | |
|------------------------------------|----------------|
| Average Assessed Valuations | |
| Real Property 1950-1951-1952 .. | \$6,753,034.00 |
| Per Cent of Net Debt | 1.62 |

CURRENT FINANCES DECEMBER 31, 1952

| | |
|-------------------------------------|--------------|
| Cash | \$198,154.24 |
| Taxes receivable | 22,038.20 |
| Tax title liens | 5,575.53 |
| Foreclosed property | 16,835.00 |
| Accounts receivable | |
| State road aid receivable | |
| Emergencies and deferred charges .. | |

| | |
|---------------------------|---------------------|
| TOTAL ASSETS | \$242,602.97 |
|---------------------------|---------------------|

| | |
|------------------------|-------------|
| Cash liabilities | \$32,829.36 |
| Reserves | 44,448.73 |
| Surplus revenue | 165,324.88 |

| | |
|--|---------------------|
| TOTAL LIABILITIES AND SURPLUS | \$242,602.97 |
|--|---------------------|

BOONTON TOWN—MORRIS COUNTY

Population Census, 1950—7,163

Land Area 2.7 sq. mi.

Net Valuation Taxable \$7,167,190

**EXPENDITURES AND RE-
QUIRED PAYMENTS FOR 1952**

| | |
|---|---------------------|
| General Government | |
| Administrative and executive | \$33,058.60 |
| Assessment and collection of taxes | 4,890.00 |
| Finance Department | 2,490.00 |
| Protection to Persons & Property | |
| Fire | 16,693.65 |
| Police | 58,481.00 |
| Other | |
| Streets and Roads | |
| Repairs and maintenance | 41,560.33 |
| Street lighting | 10,976.37 |
| Sanitation | |
| Street cleaning | 7,731.60 |
| Garbage and ash removal | 29,655.40 |
| Sewers | 750.00 |
| Health and Charities | |
| Health service | 14,024.40 |
| Poor (including relief) | 1,200.00 |
| Hospitals (aid and maintenance) | |
| Other | 150.00 |
| Recreation | |
| Beaches and boardwalks | |
| Parks and playgrounds | 6,090.00 |
| Other | |
| Educational | |
| (Exclusive of school districts) .. | 5,000.00 |
| Unclassified Purposes | |
| (Including contingent) | 20,741.93 |
| SUB-TOTAL—Municipal functions.. | \$253,493.28 |

| | |
|--|------------------|
| Per Capita—Municipal functions ... | |
| Capital imp'ts and capital imp't fund | \$35.39 |
| Debt Service | \$3,000.00 |
| Principal payments .. | \$55,000.00 |
| Interest payments .. | 6,515.38 |
| Total | 61,515.38 |
| Per Capita Debt Service | |
| Service | \$8.59 |
| Deferred Charges and Statutory Expenditures | |
| Emergencies | \$2,500.00 |
| Other deferred chgs. | 7,593.00 |
| Total | 10,093.00 |

| | |
|---|---------------------|
| TOTAL—Municipal expenditures ... | \$328,101.66 |
| Required Payments for Local School, County, and Special District Taxes | |
| TOTAL EXPENDITURES AND REQUIRED PAYMENTS | \$654,223.26 |
| Reserve for uncollected taxes | \$55,618.08 |
| GRAND TOTAL—Budget | \$709,841.34 |

| | |
|--|---------------------|
| RECEIPTS AND REVENUES REALIZED IN 1952 TO MEET EXPENDITURES AND REQUIRED PAYMENTS | |
| Surplus revenue appropriated .. | \$77,500.00 |
| Miscellaneous revenues realized .. | 71,429.68 |
| State aid revenues realized | 5,313.00 |
| Delinquent taxes including | |
| Liens—1952 collections | 16,267.78 |
| Current taxes—1952 collections .. | 539,448.63 |
| Emergency borrowings | |
| TOTAL RECEIPTS AND REVENUES REALIZED | \$709,959.09 |

CAPITAL OUTLAY—1952

| | |
|----------------------------------|-------------|
| Beaches and boardwalks | |
| Buildings and equipment | \$12,319.00 |
| Parks and playgrounds | |
| Sewers | |
| Streets, roads and bridges | 6,990.27 |
| Water supply | |
| Other | |

| | |
|------------------------------|---------------|
| Tax rate | \$7.63 |
| Local school tax rate | 3.49 |
| County tax rate | 1.06 |
| Local purpose tax rate | 3.08 |

TAXES

| | |
|--|---------------------|
| Local school tax | \$249,887.50 |
| County taxes | 76,234.10 |
| Special district taxes | |
| Local purpose levy | 222,214.81 |
| Total tax levy (tax duplicate) .. | \$548,336.41 |

| | |
|--|----------------|
| Per Capita Total Tax Levy | \$76.55 |
|--|----------------|

Current

| | |
|---------------------------------------|--------------|
| 1952 taxes levied (total) | \$552,096.99 |
| Collected in 1952 | 539,448.63 |
| Per cent of levy collected in 1952 .. | 97.70 |
| Transferred to liens | 164.05 |
| Cancelled, abated or adjusted .. | 1,343.55 |
| Outstanding December 31, 1952 .. | \$11,140.76 |

All Prior Years Outstanding

| | |
|---------------------------------|-------------|
| Balance January 1, 1952 | \$15,974.40 |
| Collected in 1952 | 14,553.55 |
| Balance December 31, 1952 | \$739.28 |

Tax Title Liens Outstanding

| | |
|---------------------------------|------------|
| Balance January 1, 1952 | \$2,035.85 |
| Redeemed by cash | 139.23 |
| Balance December 31, 1952 | \$2,060.67 |

Property Acquired by Deed or Foreclosure

| | |
|---------------------------------|------------|
| Balance January 1, 1952 | \$6,300.00 |
| Sale for cash | 1,575.00 |
| Balance December 31, 1952 | \$4,700.00 |

CAPITAL DEBT, DECEMBER 31, 1952

| | |
|-------------------------------|---------------------|
| Gross Debt | |
| School debt | \$132,000.00 |
| Self-liquidating debt .. | 152,088.00 |
| Other capital debt .. | 160,897.00 |
| TOTAL GROSS DEBT | \$444,985.00 |

| | |
|------------------------------------|----------------|
| Per Capita Gross Debt | \$62.12 |
|------------------------------------|----------------|

Deductions for

| | |
|-------------------------------|-------------------|
| School debt | \$132,000.00 |
| Self-liquidating debt .. | 61,702.00 |
| Other capital debt .. | |
| TOTAL DEDUCTIONS | 193,702.00 |

| | |
|-----------------------|---------------------|
| NET DEBT | \$251,283.00 |
|-----------------------|---------------------|

Average Assessed Valuations

| | |
|---------------------------------|----------------|
| Real Property 1950-1951-1952 .. | \$5,712,548.00 |
| Per Cent of Net Debt | 4.39 |

CURRENT FINANCES DECEMBER 31, 1952

| | |
|-------------------------------------|---------------------|
| Cash | \$149,881.85 |
| Taxes receivable | 11,880.04 |
| Tax title liens | 2,060.67 |
| Foreclosed property | 4,700.00 |
| Accounts receivable | |
| State road aid receivable | |
| Emergencies and deferred charges .. | 10,141.93 |
| TOTAL ASSETS | \$178,664.49 |

| | |
|------------------------|-------------|
| Cash liabilities | \$30,966.67 |
| Reserves | 18,640.71 |
| Surplus revenue | 129,057.11 |

| | |
|--|---------------------|
| TOTAL LIABILITIES AND SURPLUS | \$178,664.49 |
|--|---------------------|

BOONTON TOWNSHIP—MORRIS COUNTY

Population Census, 1950—1,155

Land Area 7.5 sq. mi.

Net Valuation Taxable \$1,143,005

EXPENDITURES AND REQUIRED PAYMENTS FOR 1952

| | |
|---|--------------------|
| General Government | |
| Administrative and executive | \$5,200.00 |
| Assessment and collection of taxes | 2,400.00 |
| Finance Department | 450.00 |
| Protection to Persons & Property | |
| Fire | 2,000.00 |
| Police | 1,725.00 |
| Other | |
| Streets and Roads | |
| Repairs and maintenance | 12,700.00 |
| Street lighting | |
| Sanitation | |
| Street cleaning | |
| Garbage and ash removal | |
| Sewers | |
| Health and Charities | |
| Health service | 815.00 |
| Poor (including relief) | 250.00 |
| Hospitals (aid and maintenance) | |
| Other | |
| Recreation | |
| Benches and boardwalks | |
| Parks and playgrounds | |
| Other | |
| Educational | |
| (Exclusive of school districts) .. | |
| Unclassified Purposes | |
| (Including contingent) | 125.00 |
| SUB-TOTAL—Municipal functions.. | \$25,665.00 |

| | |
|--|----------------|
| Per Capita—Municipal functions | \$22.22 |
| Capital imp'ts and capital imp't fund | \$2,300.00 |
| Debt Service | |
| Principal payments .. | |
| Interest payments .. | |
| Total | 67.45 |
| Per Capita Debt Service | |
| Deferred Charges and Statutory Expenditures | |
| Emergencies | |
| Other deferred chgs. | \$67.45 |
| Total | 67.45 |

TOTAL—Municipal expenditures ... \$28,032.45

Required Payments for Local School, County, and Special District Taxes 55,676.53

TOTAL EXPENDITURES AND REQUIRED PAYMENTS \$83,708.98

Reserve for uncollected taxes

GRAND TOTAL—Budget \$94,565.95

RECEIPTS AND REVENUES REALIZED IN 1952 TO MEET EXPENDITURES AND REQUIRED PAYMENTS

| | |
|---|--------------------|
| Supplus revenue appropriated .. | \$6,500.00 |
| Miscellaneous revenues realized .. | 10,598.17 |
| State aid revenues realized | 2,925.00 |
| Delinquent taxes including | |
| liens—1952 collections .. | 5,686.97 |
| Current taxes—1952 collections.. | 67,496.85 |
| Emergency borrowings | |
| TOTAL RECEIPTS AND REVENUES REALIZED | \$93,206.99 |

CAPITAL OUTLAY—1952

| | |
|----------------------------------|--|
| Beaches and boardwalks | |
| Buildings and equipment | |
| Parks and playgrounds | |
| Sewers | |
| Streets, roads and bridges | |
| Water supply | |
| Other | |

| | |
|------------------------------|---------------|
| Tax rate | \$6.35 |
| Local school tax rate | 3.82 |
| County tax rate | 1.05 |
| Local purpose tax rate | 1.48 |

TAXES

| | | |
|--|-------------|--------------------|
| Local school tax ... | \$43,638.35 | |
| County taxes | 12,038.18 | |
| Special district taxes | | |
| Local purpose levy | | \$55,676.53 |
| | | 16,864.42 |
| Total tax levy (tax duplicate) .. | | \$72,540.95 |

Per Capita Total Tax Levy \$62.81

Current

| | |
|--|-------------|
| 1952 taxes levied (total) | \$73,375.99 |
| Collected in 1952 | 67,496.85 |
| Per cent of levy collected in 1952 ... | 91.98 |
| Transferred to liens | 411.26 |
| Cancelled, abated or adjusted .. | 254.38 |
| Outstanding December 31, 1952 .. | \$5,213.50 |

All Prior Years Outstanding

| | |
|---------------------------------|------------|
| Balance January 1, 1952 | \$5,131.01 |
| Collected in 1952 | 5,652.76 |
| Balance December 31, 1952 | \$32.42 |

Tax Title Liens Outstanding

| | |
|---------------------------------|------------|
| Balance January 1, 1952 | \$2,359.66 |
| Redeemed by cash | 34.21 |
| Balance December 31, 1952 | \$2,784.95 |

Property Acquired by Deed or Foreclosure

| | |
|---------------------------------|----------|
| Balance January 1, 1952 | \$600.00 |
| Sale for cash | |
| Balance December 31, 1952 | \$600.00 |

CAPITAL DEBT, DECEMBER 31, 1952

| | |
|-------------------------------|--------------------|
| Gross Debt | |
| School debt | \$88,000.00 |
| Self-liquidating debt. | |
| Other capital debt .. | |
| TOTAL GROSS DEBT | \$88,000.00 |

Per Capita Gross Debt \$76.19

Deductions for

| | |
|-------------------------------|------------------|
| School debt | \$59,389.00 |
| Self-liquidating debt. | |
| Other capital debt .. | |
| TOTAL DEDUCTIONS | 59,389.00 |

NET DEBT \$28,611.00

Average Assessed Valuations

Real Property 1950-1951-1952.. \$989,820.00

Per Cent of Net Debt 2.89

CURRENT FINANCES DECEMBER 31, 1952

| | |
|-------------------------------------|--------------------|
| Cash | \$23,150.77 |
| Taxes receivable | 5,245.92 |
| Tax title liens | 2,784.95 |
| Foreclosed property | 600.00 |
| Accounts receivable | 55.59 |
| State road aid receivable | |
| Emergencies and deferred charges .. | 750.00 |
| TOTAL ASSETS | \$32,587.23 |

| | |
|--|--------------------|
| Cash liabilities | \$5,552.28 |
| Reserves | 8,686.46 |
| Surplus revenue | 18,348.49 |
| TOTAL LIABILITIES AND SURPLUS | \$32,587.23 |

BORDENTOWN CITY—BURLINGTON COUNTY

Population Census, 1950—5,497

Land Area 0.92 sq. mi.

Net Valuation Taxable \$2,747,931

| EXPENDITURES AND REQUIRED PAYMENTS FOR 1952 | |
|---|--------------------|
| General Government | |
| Administrative and executive | \$22,242.00 |
| Assessment and collection of taxes | 4,958.00 |
| Finance Department | |
| Protection to Persons & Property | |
| Fire | 9,225.00 |
| Police | 24,925.00 |
| Other | |
| Streets and Roads | |
| Repairs and maintenance | 7,875.00 |
| Street lighting | 6,200.00 |
| Sanitation | |
| Street cleaning | 3,300.00 |
| Garbage and ash removal | 7,470.00 |
| Sewers | 8,140.00 |
| Health and Charities | |
| Health service | 600.00 |
| Poor (including relief) | 710.00 |
| Hospitals (aid and maintenance) | |
| Other | |
| Recreation | |
| Beaches and boardwalks | |
| Parks and playgrounds | 2,755.00 |
| Other | |
| Educational | |
| (Exclusive of school districts) .. | 600.00 |
| Unclassified Purposes | |
| (Including contingent) | 575.00 |
| SUB-TOTAL—Municipal functions.. | \$99,575.00 |

| | | |
|--|-------------------|----------------|
| Per Capita—Municipal functions | | \$18.11 |
| Capital imp'ts and capital imp't fund | \$4,000.00 | |
| Debt Service | | |
| Principal payments .. | \$32,000.00 | |
| Interest payments .. | 3,654.17 | |
| Total | *35,654.17 | |
| Per Capita Debt Service | | \$6.49 |
| Deferred Charges and Statutory Expenditures | | |
| Emergencies | | |
| Other deferred chgs. | \$568.51 | |
| Total | 568.51 | |

| | | |
|---|---------------------|-------------------|
| TOTAL—Municipal expenditures .. | \$139,797.68 | |
| Required Payments for Local School, County, and Special District Taxes | | 160,389.66 |
| TOTAL EXPENDITURES AND REQUIRED PAYMENTS | \$300,187.34 | |
| Reserve for uncollected taxes | \$26,000.00 | |
| GRAND TOTAL—Budget | \$326,187.34 | |

| RECEIPTS AND REVENUES REALIZED IN 1952 TO MEET EXPENDITURES AND REQUIRED PAYMENTS | |
|---|---------------------|
| Surplus revenue appropriated | \$15,000.00 |
| Miscellaneous revenues realized | 69,295.97 |
| State aid revenues realized | 3,449.66 |
| Delinquent taxes including | |
| liens—1952 collections | 16,178.46 |
| current taxes—1952 collections .. | 205,041.58 |
| Emergency borrowings | |
| TOTAL RECEIPTS AND REVENUES REALIZED | \$308,965.67 |

CAPITAL OUTLAY—1952

| | |
|----------------------------------|------------|
| Beaches and boardwalks | |
| Buildings and equipment | \$3,914.00 |
| Parks and playgrounds | 868.50 |
| Sewers | |
| Streets, roads and bridges | 7,587.16 |
| Water supply | 18,236.95 |
| Other | 33,118.20 |

* Includes \$10,915 Art. VI School Debt Service.

| | |
|------------------------------|---------------|
| Tax rate | \$8.08 |
| Local school tax rate | 3.60 |
| County tax rate | 2.24 |
| Local purpose tax rate | 2.24 |

TAXES

| | | |
|--|--------------|---------------------|
| Local school tax ... | \$98,954.00 | |
| County taxes | 61,435.66 | |
| Special district taxes | | |
| Local purpose levy | | \$160,389.66 |
| Total tax levy (tax duplicate) .. | | \$224,449.67 |

Per Capita Total Tax Levy **\$40.83**

| | |
|---------------------------------------|--------------|
| Current | |
| 1952 taxes levied (total) | \$221,465.81 |
| Collected in 1952 | 205,041.58 |
| Per cent of levy collected in 1952 .. | 92.58 |
| Transferred to liens | |
| Cancelled, abated or adjusted | |
| Outstanding December 31, 1952 .. | \$16,424.23 |

| | |
|------------------------------------|-------------|
| All Prior Years Outstanding | |
| Balance January 1, 1952 | \$16,857.38 |
| Collected in 1952 | 16,178.46 |
| Balance December 31, 1952 | |

| | |
|------------------------------------|----------|
| Tax Title Liens Outstanding | |
| Balance January 1, 1952 | \$600.00 |
| Redeemed by cash | 510.00 |
| Balance December 31, 1952 | \$90.00 |

| | |
|---|-------|
| Property Acquired by Deed or Foreclosure | |
| Balance January 1, 1952 | |
| Sale for cash | |
| Balance December 31, 1952 | |

CAPITAL DEBT, DECEMBER 31, 1952

| | |
|------------------------------------|---------------------|
| Gross Debt | |
| School debt | \$64,000.00 |
| Self-liquidating debt .. | 36,250.00 |
| Other capital debt .. | 112,460.00 |
| TOTAL GROSS DEBT | \$212,710.00 |
| Per Capita Gross Debt | \$38.70 |

| | |
|-------------------------------|---------------------|
| Deductions for | |
| School debt | \$64,000.00 |
| Self-liquidating debt .. | 36,250.00 |
| Other capital debt .. | |
| TOTAL DEDUCTIONS | 100,250.00 |
| NET DEBT | \$112,460.00 |

| | |
|------------------------------------|----------------|
| Average Assessed Valuations | |
| Real Property 1950-1951-1952 .. | \$2,460,853.00 |
| Per Cent of Net Debt | 4.56 |

CURRENT FINANCES DECEMBER 31, 1952

| | |
|--|--------------------|
| Cash | \$61,988.91 |
| Taxes receivable | 16,424.23 |
| Tax title liens | 90.00 |
| Foreclosed property | |
| Accounts receivable | 410.75 |
| State road aid receivable | |
| Emergencies and deferred charges .. | 14,094.00 |
| TOTAL ASSETS | \$93,007.89 |
| Cash liabilities | \$13,976.21 |
| Reserves | 16,924.98 |
| Surplus revenue | 62,106.70 |
| TOTAL LIABILITIES AND SURPLUS | \$93,007.89 |

BORDENTOWN TOWNSHIP—BURLINGTON COUNTY

Population Census, 1950—2,033

Land Area 7.41 sq. mi.

Net Valuation Taxable \$2,212,123

| | |
|--|---------------------|
| EXPENDITURES AND REQUIRED PAYMENTS FOR 1952 | |
| General Government | |
| Administrative and executive | \$7,826.60 |
| Assessment and collection of taxes | 2,675.00 |
| Finance Department | |
| Protection to Persons & Property | |
| Fire | 1,200.00 |
| Police | 2,400.00 |
| Other | |
| Streets and Roads | |
| Repairs and maintenance | 10,100.00 |
| Street lighting | 3,000.00 |
| Sanitation | |
| Street cleaning | |
| Garbage and ash removal | |
| Sewers | |
| Health and Charities | |
| Health service | 150.00 |
| Poor (including relief) | 625.00 |
| Hospitals (aid and maintenance) .. | |
| Other | |
| Recreation | |
| Beaches and boardwalks | |
| Parks and playgrounds | |
| Other | |
| Educational | |
| (Exclusive of school districts) .. | |
| Unclassified Purposes | |
| (Including contingent) | |
| SUB-TOTAL—Municipal functions.. | \$27,976.60 |
| Per Capita—Municipal functions | \$13.76 |
| Capital imp'ts and capital imp't fund | \$3,000.00 |
| Debt Service | |
| Principal payments | |
| Interest payments | \$619.40 |
| Total | 619.40 |
| Per Capita Debt Service | \$0.30 |
| Deferred Charges and Statutory Expenditures | |
| Emergencies | \$27,400.00 |
| Other deferred chgs. | 734.33 |
| Total | 28,134.33 |
| TOTAL—Municipal expenditures ... | \$59,730.33 |
| Required Payments for Local School, County, and Special District Taxes | |
| | 128,644.77 |
| TOTAL EXPENDITURES AND REQUIRED PAYMENTS | \$188,375.10 |
| Reserve for uncollected taxes | \$19,010.67 |
| GRAND TOTAL—Budget | \$207,385.77 |
| RECEIPTS AND REVENUES REALIZED IN 1952 TO MEET EXPENDITURES AND REQUIRED PAYMENTS | |
| Surplus revenue appropriated | \$8,300.00 |
| Miscellaneous revenues realized .. | 45,932.23 |
| State aid revenues realized | 2,589.95 |
| Delinquent taxes including | |
| Hens—1952 collections | 7,644.50 |
| Current taxes—1952 collections.. | 114,498.54 |
| Emergency borrowings | |
| TOTAL RECEIPTS AND REVENUES REALIZED | \$178,965.22 |

CAPITAL OUTLAY—1952

| | |
|----------------------------------|-------------|
| Beaches and boardwalks | |
| Buildings and equipment | |
| Parks and playgrounds | |
| Sewers | |
| Streets, roads and bridges | \$14,659.36 |
| Water supply | |
| Other | |

| | |
|------------------------------|--------|
| Tax rate | \$5.82 |
| Local school tax rate | 3.56 |
| County tax rate | 2.26 |
| Local purpose tax rate | |

TAXES

| | | |
|---|----------------|---------------------|
| Local school tax ... | \$78,713.64 | |
| County taxes | 49,931.13 | |
| Special district taxes | | |
| Local purpose levy | | \$128,644.77 |
| Total tax levy (tax duplicate) .. | | \$128,644.77 |
| Per Capita Total Tax Levy | | |
| | \$63.28 | |
| Current | | |
| 1952 taxes levied (total) | | \$128,644.77 |
| Collected in 1952 | | 114,498.54 |
| Per cent of levy collected in 1952 .. | 89.00 | |
| Transferred to liens | | |
| Cancelled, abated or adjusted | | |
| Outstanding December 31, 1952 .. | | \$14,146.23 |
| All Prior Years Outstanding | | |
| Balance January 1, 1952 | | \$8,159.46 |
| Collected in 1952 | | 7,644.50 |
| Balance December 31, 1952 | | \$514.96 |
| Tax Title Liens Outstanding | | |
| Balance January 1, 1952 | | \$694.67 |
| Redeemed by cash | | |
| Balance December 31, 1952 | | \$694.67 |
| Property Acquired by Deed or Foreclosure | | |
| Balance January 1, 1952 | | |
| Sale for cash | | |
| Balance December 31, 1952 | | |

CAPITAL DEBT, DECEMBER 31, 1952

| | |
|------------------------------------|---------------------|
| Gross Debt | |
| School debt | \$390,000.00 |
| Self-liquidating debt | |
| Other capital debt .. | 48,432.00 |
| TOTAL GROSS DEBT | \$438,432.00 |
| Per Capita Gross Debt | |
| | \$215.66 |
| Deductions for | |
| School debt | \$100,381.00 |
| Self-liquidating debt | |
| Other capital debt .. | 3,254.00 |
| TOTAL DEDUCTIONS | 103,635.00 |
| NET DEBT | \$334,797.00 |
| Average Assessed Valuations | |
| Real Property 1950-1951-1952 .. | \$1,673,011.00 |
| Per Cent of Net Debt | 20.01 |

CURRENT FINANCES DECEMBER 31, 1952

| | |
|--|---------------------|
| Cash | \$81,942.56 |
| Taxes receivable | 14,861.19 |
| Tax title liens | 694.67 |
| Foreclosed property | |
| Accounts receivable | 1,765.86 |
| State road aid receivable | |
| Emergencies and deferred charges .. | 1,570.00 |
| TOTAL ASSETS | \$100,834.28 |
| Cash liabilities | \$20,465.26 |
| Reserves | 17,121.72 |
| Surplus revenue | 63,047.30 |
| TOTAL LIABILITIES AND SURPLUS | \$100,634.28 |

BOUND BROOK BOROUGH—SOMERSET COUNTY

Population Census, 1950—8,374

Land Area 1.6 sq. mi.

Net Valuation Taxable \$7,384,064

EXPENDITURES AND REQUIRED PAYMENTS FOR 1952

| | |
|---|---------------------|
| General Government | |
| Administrative and executive | \$50,835.00 |
| Assessment and collection of taxes | 10,560.00 |
| Finance Department | 100.00 |
| Protection to Persons & Property | |
| Fire | 17,940.00 |
| Police | 67,125.00 |
| Other | |
| Streets and Roads | |
| Repairs and maintenance | 54,350.00 |
| Street lighting | 14,200.00 |
| Sanitation | |
| Street cleaning | |
| Garbage and ash removal | 23,000.00 |
| Sewers | 20,300.00 |
| Health and Charities | |
| Health service | 4,910.00 |
| Poor (including relief) | 1,850.00 |
| Hospitals (aid and maintenance) | |
| Other | 400.00 |
| Recreation | |
| Beaches and boardwalks | |
| Parks and playgrounds | 8,800.00 |
| Other | |
| Educational | |
| (Exclusive of school districts) .. | 15,650.00 |
| Unclassified Purposes | |
| (Including contingent) | 4,175.00 |
| SUB-TOTAL—Municipal functions.. | \$294,195.00 |

| | |
|---|------------------|
| Per Capita—Municipal functions | |
| Capital imp'ts and capital imp't fund | \$35.13 |
| Debt Service | \$27,000.00 |
| Principal payments .. | \$32,420.00 |
| Interest payments .. | 2,259.90 |
| Total | 34,679.90 |

| | |
|---|---------------------|
| Per Capita Debt Service | |
| Deferred Charges and Statutory Expenditures | \$4.14 |
| Emergencies | |
| Other deferred chgs. | \$20,417.39 |
| Total | \$376,292.29 |

| | |
|---|------------------|
| TOTAL—Municipal expenditures .. | 20,417.39 |
| Required Payments for Local School, County, and Special District Taxes | |
| | 361,561.73 |

| | |
|---|---------------------|
| TOTAL EXPENDITURES AND REQUIRED PAYMENTS | \$737,854.02 |
| Reserve for uncollected taxes | \$49,293.83 |
| GRAND TOTAL—Budget | \$787,147.85 |

| | |
|--|-------------|
| RECEIPTS AND REVENUES REALIZED IN 1952 TO MEET EXPENDITURES AND REQUIRED PAYMENTS | |
| Surplus revenue appropriated .. | \$77,000.00 |
| Miscellaneous revenues realized .. | 107,180.64 |
| State aid revenues realized | 9,930.94 |
| Delinquent taxes including | |
| liens—1952 collections | 20,942.00 |
| Current taxes—1952 collections .. | 595,854.09 |
| Emergency borrowings | |

| | |
|---|---------------------|
| TOTAL RECEIPTS AND REVENUES REALIZED | \$810,907.67 |
|---|---------------------|

CAPITAL OUTLAY—1952

| | |
|----------------------------------|-------------|
| Beaches and boardwalks | |
| Buildings and equipment | \$31,025.75 |
| Parks and playgrounds | 709.28 |
| Sewers | |
| Streets, roads and bridges | 10,528.45 |
| Water supply | 941.46 |
| Other | |

| | |
|------------------------------|--------|
| Local school tax rate | \$8.26 |
| Tax rate | 3.99 |
| County tax rate | 0.91 |
| Local purpose tax rate | 3.36 |

TAXES

| | | |
|--|---------------------|--|
| Local school tax .. | \$294,633.22 | |
| County taxes | 66,928.51 | |
| Special district taxes | | |
| Local purpose levy | 253,540.12 | |
| Total tax levy (tax duplicate) .. | \$615,101.85 | |

| | |
|--|----------------|
| Per Capita Total Tax Levy | \$73.45 |
|--|----------------|

| | |
|---------------------------------------|--------------|
| Current | |
| 1952 taxes levied (total) | \$615,589.84 |
| Collected in 1952 | 595,854.09 |
| Per cent of levy collected in 1952 .. | 96.79 |
| Transferred to liens | 33.04 |
| Cancelled, abated or adjusted .. | 700.37 |
| Outstanding December 31, 1952 .. | \$19,002.34 |

| | |
|------------------------------------|-------------|
| All Prior Years Outstanding | |
| Balance January 1, 1952 | \$23,214.37 |
| Collected in 1952 | 20,756.61 |
| Balance December 31, 1952 | \$2,349.72 |

| | |
|------------------------------------|----------|
| Tax Title Liens Outstanding | |
| Balance January 1, 1952 | \$441.02 |
| Redeemed by cash | 185.39 |
| Balance December 31, 1952 | \$288.67 |

| | |
|---|-------|
| Property Acquired by Deed or Foreclosure | |
| Balance January 1, 1952 | |
| Sale for cash | |
| Balance December 31, 1952 | |

CAPITAL DEBT, DECEMBER 31, 1952

| | |
|------------------------------------|---------------------|
| Gross Debt | |
| School debt | \$441,000.00 |
| Self-liquidating debt .. | |
| Other capital debt .. | 167,610.00 |
| TOTAL GROSS DEBT | \$608,610.00 |
| Per Capita Gross Debt | \$72.68 |

| | |
|-------------------------------|---------------------|
| Deductions for | |
| School debt | \$441,000.00 |
| Self-liquidating debt .. | |
| Other capital debt .. | 2,295.00 |
| TOTAL DEDUCTIONS | 443,295.00 |
| NET DEBT | \$165,315.00 |

| | |
|------------------------------------|----------------|
| Average Assessed Valuations | |
| Real Property 1950-1951-1952 .. | \$6,407,765.00 |
| Per Cent of Net Debt | 2.57 |

CURRENT FINANCES DECEMBER 31, 1952

| | |
|-------------------------------------|---------------------|
| Cash | \$262,364.44 |
| Taxes receivable | 21,352.06 |
| Tax title liens | 288.67 |
| Foreclosed property | |
| Accounts receivable | 31,155.74 |
| State road aid receivable .. | 12,285.22 |
| Emergencies and deferred charges .. | |
| TOTAL ASSETS | \$327,446.13 |

| | |
|--|---------------------|
| Cash liabilities | \$43,008.29 |
| Reserves | 52,796.47 |
| Surplus revenue | 231,641.37 |
| TOTAL LIABILITIES AND SURPLUS | \$327,446.13 |

BRADLEY BEACH BOROUGH—MONMOUTH COUNTY

Population Census, 1950—3,911 Land Area 0.7 sq. mi. Net Valuation Taxable \$6,233,002

EXPENDITURES AND REQUIRED PAYMENTS FOR 1952

| | |
|---|---------------------|
| General Government | |
| Administrative and executive | \$49,855.98 |
| Assessment and collection of taxes | 4,917.36 |
| Finance Department | |
| Protection to Persons & Property | |
| Fire | 11,650.47 |
| Police | 64,477.16 |
| Other | |
| Streets and Roads | |
| Repairs and maintenance | 29,640.12 |
| Street lighting | 11,068.27 |
| Sanitation | |
| Street cleaning | |
| Garbage and ash removal | 43,362.00 |
| Sewers | 4,081.14 |
| Health and Charities | |
| Health service | 1,908.68 |
| Poor (including relief) | 3,467.75 |
| Hospitals (aid and maintenance) .. | |
| Other | |
| Recreation | |
| Beaches and boardwalks | 69,192.59 |
| Parks and playgrounds | 3,549.30 |
| Other | |
| Educational | |
| (Exclusive of school districts) .. | 5,749.65 |
| Unclassified Purposes | |
| (Including contingent) | 5,305.95 |
| SUB-TOTAL—Municipal functions.. | \$308,226.42 |

| | |
|---|----------------|
| Per Capita—Municipal functions | \$78.81 |
| Capital imp'ts and capital imp't fund | \$10,000.00 |
| Debt Service | |
| Principal payments .. | \$28,000.00 |
| Interest payments .. | 8,946.00 |

| | |
|--|-------------|
| Total | 36,946.00 |
| Per Capita Debt Service | |
| \$9.45 | |
| Deferred Charges and Statutory Expenditures | |
| Emergencies | \$10,749.66 |
| Other deferred chgs. | 14,847.76 |
| Total | 25,597.42 |

TOTAL—Municipal expenditures .. **\$380,769.84**

Required Payments for Local School, County, and Special District Taxes **239,925.96**

TOTAL EXPENDITURES AND REQUIRED PAYMENTS **\$620,695.80**

Reserve for uncollected taxes

GRAND TOTAL—Budget **\$663,299.16**

RECEIPTS AND REVENUES REALIZED IN 1952 TO MEET EXPENDITURES AND REQUIRED PAYMENTS

| | |
|-----------------------------------|-------------|
| Surplus revenue appropriated .. | \$73,534.49 |
| Miscellaneous revenues realized. | 167,227.92 |
| State aid revenues realized | 3,648.50 |
| Delinquent taxes including | |
| liens—1952 collections | 23,676.41 |
| current taxes—1952 collections.. | 392,285.03 |
| Emergency borrowings | |

TOTAL RECEIPTS AND REVENUES REALIZED **\$660,372.55**

CAPITAL OUTLAY—1952

| | |
|----------------------------------|--------------|
| Beaches and boardwalks | |
| Buildings and equipment | \$122,720.63 |
| Parks and playgrounds | |
| Sewers | |
| Streets, roads and bridges | |
| Water supply | |
| Other | |

| | |
|------------------------------|---------------|
| Tax rate | \$6.81 |
| Local school tax rate | 2.28 |
| County tax rate | 1.57 |
| Local purpose tax rate | 2.96 |

TAXES

| | | |
|-----------------------------------|--------------|---------------------|
| Local school tax ... | \$142,240.81 | |
| County taxes | 97,685.15 | |
| Special district taxes | | |
| Local purpose levy | | \$239,925.96 |
| Total tax levy (tax duplicate) .. | | <u>185,935.53</u> |
| | | <u>\$425,861.49</u> |

Per Capita Total Tax Levy **\$108.80**

| | |
|--|--------------------|
| Current | |
| 1952 taxes levied (total) | \$425,930.01 |
| Collected in 1952 | 392,285.03 |
| Per cent of levy collected in 1952 ... | 92.10 |
| Transferred to liens | 136.14 |
| Cancelled, abated or adjusted | 68.04 |
| Outstanding December 31, 1952 .. | <u>\$33,440.80</u> |

| | |
|------------------------------------|-----------------|
| All Prior Years Outstanding | |
| Balance January 1, 1952 | \$23,933.55 |
| Collected in 1952 | 23,676.41 |
| Balance December 31, 1952 | <u>\$234.13</u> |

| | |
|------------------------------------|-------------------|
| Tax Title Liens Outstanding | |
| Balance January 1, 1952 | \$1,680.95 |
| Redeemed by cash | |
| Balance December 31, 1952 | <u>\$1,817.09</u> |

| | |
|---|--------------------|
| Property Acquired by Deed or Foreclosure | |
| Balance January 1, 1952 | \$26,335.00 |
| Sale for cash | |
| Balance December 31, 1952 | <u>\$26,335.00</u> |

CAPITAL DEBT, DECEMBER 31, 1952

| | |
|-----------------------------|--------------|
| Gross Debt | |
| School debt | |
| Self-liquidating debt | |
| Other capital debt .. | \$261,250.00 |

TOTAL GROSS DEBT **\$261,250.00**

Per Capita Gross Debt **\$66.80**

| | |
|-----------------------------|-------|
| Deductions for | |
| School debt | |
| Self-liquidating debt | |
| Other capital debt .. | |

TOTAL DEDUCTIONS **.....**

NET DEBT **\$261,250.00**

| | |
|------------------------------------|----------------|
| Average Assessed Valuations | |
| Real Property 1950-1951-1952.. | \$5,823,602.00 |
| Per Cent of Net Debt | 4.48 |

CURRENT FINANCES DECEMBER 31, 1952

| | |
|-------------------------------------|-------------|
| Cash | \$72,517.39 |
| Taxes receivable | 33,674.93 |
| Tax title liens | 1,817.09 |
| Foreclosed property | 26,335.00 |
| Accounts receivable | |
| State road aid receivable | 1,675.88 |
| Emergencies and deferred charges .. | |

TOTAL ASSETS **\$136,020.29**

| | |
|------------------------|-------------|
| Cash liabilities | \$12,922.17 |
| Reserves | 61,827.02 |
| Surplus revenue | 61,271.10 |

TOTAL LIABILITIES AND SURPLUS **\$136,020.29**

BRANCHBURG TOWNSHIP—SOMERSET COUNTY

Population Census, 1950—1958

Land Area 20.2 sq. mi.

Net Valuation Taxable \$2,201,212

| | |
|--|---------------------|
| EXPENDITURES AND REQUIRED PAYMENTS FOR 1952 | |
| General Government | |
| Administrative and executive | \$6,265.00 |
| Assessment and collection of taxes | 2,002.80 |
| Finance Department | 475.00 |
| Protection to Persons & Property | |
| Fire | 2,000.00 |
| Police | 650.00 |
| Other | |
| Streets and Roads | |
| Repairs and maintenance | 29,919.28 |
| Street lighting | 1,300.00 |
| Sanitation | |
| Street cleaning | |
| Garbage and ash removal | |
| Sewers | |
| Health and Charities | |
| Health service | 3,412.92 |
| Poor (including relief) | 1,225.00 |
| Hospitals (aid and maintenance) | 250.00 |
| Other | |
| Recreation | |
| Beaches and boardwalks | |
| Parks and playgrounds | |
| Other | |
| Educational | |
| (Exclusive of school districts) .. | |
| Unclassified Purposes | |
| (Including contingent) | 50.00 |
| SUB-TOTAL—Municipal functions.. | \$47,550.00 |
| Per Capita—Municipal functions | |
| Capital imp'ts and capital imp't fund | \$24.28 |
| Capital imp'ts and capital imp't fund | \$500.00 |
| Debt Service | |
| Principal payments | \$3,000.00 |
| Interest payments | 180.00 |
| Total | 3,180.00 |
| Per Capita Debt Service | |
| Deferred Charges and Statutory Expenditures | \$1.62 |
| Emergencies | |
| Other deferred chgs. | \$3,000.00 |
| Total | 3,000.00 |
| TOTAL—Municipal expenditures .. | \$54,230.00 |
| Required Payments for Local School, County, and Special District Taxes | |
| | 139,967.14 |
| TOTAL EXPENDITURES AND REQUIRED PAYMENTS | \$194,197.14 |
| Reserve for uncollected taxes | \$22,622.61 |
| GRAND TOTAL—Budget | \$216,819.75 |
| RECEIPTS AND REVENUES REALIZED IN 1952 TO MEET EXPENDITURES AND REQUIRED PAYMENTS | |
| Surplus revenue appropriated .. | \$24,500.00 |
| Miscellaneous revenues realized .. | 22,901.71 |
| State aid revenues realized | 6,588.00 |
| Delinquent taxes including | |
| Taxes—1952 collections | 16,452.35 |
| Current taxes—1952 collections .. | 148,393.57 |
| Emergency borrowings | |
| TOTAL RECEIPTS AND REVENUES REALIZED | \$218,835.63 |
| CAPITAL OUTLAY—1952 | |
| Beaches and boardwalks | |
| Buildings and equipment | \$1,708.77 |
| Parks and playgrounds | |
| Sewers | |
| Streets, roads and bridges | |
| Water supply | |
| Other | |

| | |
|---|---------------------|
| Local school tax | \$7.39 |
| Tax rate | 5.42 |
| Local school tax rate | 0.94 |
| County tax rate | 1.03 |
| Local purpose tax rate | |
| TAXES | |
| Local school tax | \$119,231.30 |
| County taxes | 20,735.84 |
| Special district taxes | |
| Local purpose levy | \$139,967.14 |
| | 22,674.61 |
| Total tax levy (tax duplicate) .. | \$162,641.75 |
| Per Capita Total Tax Levy | |
| | \$83.07 |
| Current | |
| 1952 taxes levied (total) | \$167,994.59 |
| Collected in 1952 | 148,393.57 |
| Per cent of levy collected in 1952 .. | 88.33 |
| Transferred to liens | |
| Cancelled, abated or adjusted | 254.95 |
| Outstanding December 31, 1952 .. | \$19,346.07 |
| All Prior Years Outstanding | |
| Balance January 1, 1952 | \$18,131.24 |
| Collected in 1952 | 16,452.35 |
| Balance December 31, 1952 | \$1,608.11 |
| Tax Title Liens Outstanding | |
| Balance January 1, 1952 | |
| Redeemed by cash | |
| Balance December 31, 1952 | |
| Property Acquired by Deed or Foreclosure | |
| Balance January 1, 1952 | |
| Sale for cash | |
| Balance December 31, 1952 | |
| CAPITAL DEBT, DECEMBER 31, 1952 | |
| Gross Debt | |
| School debt | \$163,000.00 |
| Self-liquidating debt | |
| Other capital debt .. | 7,005.00 |
| TOTAL GROSS DEBT | \$170,005.00 |
| Per Capita Gross Debt | |
| | \$86.83 |
| Deductions for | |
| School debt | \$109,700.00 |
| Self-liquidating debt | |
| Other capital debt .. | |
| TOTAL DEDUCTIONS | 109,700.00 |
| NET DEBT | \$60,305.00 |
| Average Assessed Valuations | |
| Real Property 1950-1951-1952 .. | \$1,828,333.00 |
| Per Cent of Net Debt | 3.29 |
| CURRENT FINANCES DECEMBER 31, 1952 | |
| Cash | \$63,864.23 |
| Taxes receivable | 20,954.13 |
| Tax title liens | |
| Foreclosed property | |
| Accounts receivable | 206.02 |
| State road aid receivable | |
| Emergencies and deferred charges .. | |
| TOTAL ASSETS | \$85,024.43 |
| Cash liabilities | \$10,749.90 |
| Reserves | 21,160.20 |
| Surplus revenue | 53,114.33 |
| TOTAL LIABILITIES AND SURPLUS | \$85,024.43 |

BRANCHVILLE BOROUGH—SUSSEX COUNTY

Population Census, 1950—810

Land Area 0.5 sq. mi.

Net Valuation Taxable \$476,224

| | |
|--|--------------------|
| EXPENDITURES AND REQUIRED PAYMENTS FOR 1952 | |
| General Government | |
| Administrative and executive | \$1,610.85 |
| Assessment and collection of taxes | 750.00 |
| Finance Department | 250.00 |
| Protection to Persons & Property | |
| Fire | 3,360.00 |
| Police | 224.15 |
| Other | |
| Streets and Roads | |
| Repairs and maintenance | 3,850.00 |
| Street lighting | 2,175.00 |
| Sanitation | |
| Street cleaning | |
| Garbage and ash removal | 1,539.00 |
| Sewers | |
| Health and Charities | |
| Health service | 122.00 |
| Poor (including relief) | 50.00 |
| Hospitals (aid and maintenance) | 150.00 |
| Other | |
| Recreation | |
| Beaches and boardwalks | |
| Parks and playgrounds | 150.00 |
| Other | |
| Educational | |
| (Exclusive of school districts) .. | 117.00 |
| Unclassified Purposes | |
| (Including contingent) | 203.00 |
| SUB-TOTAL—Municipal functions.. | \$14,551.00 |
| Per Capita—Municipal functions | \$17.96 |
| Capital imp'ts and capital imp't fund | \$1,000.00 |
| Debt Service | |
| Principal payments .. | |
| Interest payments .. | |
| Total | |
| Per Capita Debt Service | |
| Deferred Charges and Statutory Expenditures | |
| Emergencies | |
| Other deferred chgs. \$10,448.00 | |
| Total | 10,448.00 |
| TOTAL—Municipal expenditures .. | \$25,999.00 |
| Required Payments for Local School, County, and Special District Taxes | |
| | 26,387.07 |
| TOTAL EXPENDITURES AND REQUIRED PAYMENTS | \$52,386.07 |
| Reserve for uncollected taxes | \$3,000.00 |
| GRAND TOTAL—Budget | \$55,386.07 |
| RECEIPTS AND REVENUES REALIZED IN 1952 TO MEET EXPENDITURES AND REQUIRED PAYMENTS | |
| Surplus revenue appropriated .. | \$2,000.00 |
| Miscellaneous revenues realized .. | 24,770.52 |
| State aid revenues realized | 1,499.00 |
| Delinquent taxes including | |
| liens—1952 collections | 1,830.77 |
| Current taxes—1952 collections .. | 28,480.91 |
| Emergency borrowings | |
| TOTAL RECEIPTS AND REVENUES REALIZED | \$58,581.20 |
| CAPITAL OUTLAY—1952 | |
| Beaches and boardwalks | |
| Buildings and equipment | |
| Parks and playgrounds | |
| Sewers | |
| Streets, roads and bridges | |
| Water supply | |
| Other | \$18,803.01 |

| | |
|---|--------------------|
| Tax rate | \$6.04 |
| Local school tax rate | 3.49 |
| County tax rate | 2.05 |
| Local purpose tax rate | 0.50 |
| TAXES | |
| Local school tax ... | \$16,619.50 |
| County taxes | 9,767.57 |
| Special district taxes | |
| Local purpose levy | \$26,387.07 |
| | 3,000.00 |
| Total tax levy (tax duplicate) .. | \$29,387.07 |
| Per Capita Total Tax Levy | |
| | \$36.28 |
| Current | |
| 1952 taxes levied (total) | \$29,387.07 |
| Collected in 1952 | 28,480.91 |
| Per cent of levy collected in 1952 .. | 96.91 |
| Transferred to liens | |
| Cancelled, abated or adjusted .. | 30.17 |
| Outstanding December 31, 1952 .. | \$875.99 |
| All Prior Years Outstanding | |
| Balance January 1, 1952 | \$1,830.77 |
| Collected in 1952 | 1,830.77 |
| Balance December 31, 1952 | |
| Tax Title Liens Outstanding | |
| Balance January 1, 1952 | |
| Redeemed by cash | |
| Balance December 31, 1952 | |
| Property Acquired by Deed or Foreclosure | |
| Balance January 1, 1952 | |
| Sale for cash | |
| Balance December 31, 1952 | |
| CAPITAL DEBT, DECEMBER 31, 1952 | |
| Gross Debt | |
| School debt | |
| Self-liquidating debt. \$18,000.00 | |
| Other capital debt .. | |
| TOTAL GROSS DEBT | 18,000.00 |
| Per Capita Gross Debt | \$22.22 |
| Deductions for | |
| School debt | |
| Self-liquidating debt. \$18,000.00 | |
| Other capital debt .. | |
| TOTAL DEDUCTIONS | \$18,000.00 |
| NET DEBT | |
| Average Assessed Valuations | |
| Real Property 1950-1951-1952 .. | \$421,307.00 |
| Per Cent of Net Debt | |
| CURRENT FINANCES DECEMBER 31, 1952 | |
| Cash | \$27,068.15 |
| Taxes receivable | 875.99 |
| Tax title liens | |
| Foreclosed property | |
| Accounts receivable | |
| State road aid receivable | 9,988.03 |
| Emergencies and deferred charges .. | 31.87 |
| TOTAL ASSETS | \$37,964.04 |
| Cash liabilities | \$11,107.96 |
| Reserves | \$875.99 |
| Surplus revenue | 25,980.09 |
| TOTAL LIABILITIES AND SURPLUS | \$37,964.04 |

BRICK TOWNSHIP—OCEAN COUNTY

Population Census, 1950—4,319

Land Area 26.4 sq. mi.

Net Valuation Taxable \$3,578,000

| | |
|--|---------------------|
| EXPENDITURES AND REQUIRED PAYMENTS FOR 1952 | |
| General Government | |
| Administrative and executive | \$22,100.00 |
| Assessment and collection of taxes | 13,900.00 |
| Finance Department | 600.00 |
| Protection to Persons & Property | |
| Fire | 5,150.00 |
| Police | 5,150.00 |
| Other | |
| Streets and Roads | |
| Repairs and maintenance | 20,350.00 |
| Street lighting | 1,800.00 |
| Sanitation | |
| Street cleaning | |
| Garbage and ash removal | 29,800.00 |
| Sewers | |
| Health and Charities | |
| Health service | 600.00 |
| Poor (including relief) | 1,100.00 |
| Hospitals (aid and maintenance) | |
| Other | |
| Recreation | |
| Beaches and boardwalks | 5,440.00 |
| Parks and playgrounds | |
| Other | |
| Educational | |
| (Exclusive of school districts) .. | |
| Unclassified Purposes | |
| (Including contingent) | 100.00 |
| SUB-TOTAL—Municipal functions.. | \$100,940.00 |
| Per Capita—Municipal functions | |
| Capital imp'ts and capital imp't fund | \$23.37 |
| Debt Service | \$7,500.00 |
| Principal payments .. | \$9,000.00 |
| Interest payments .. | 697.50 |
| Total | 9,697.50 |
| Per Capita Debt Service | |
| Deferred Charges and Statutory Expenditures | \$2.25 |
| Emergencies | |
| Other deferred chgs. | |
| Total | |
| TOTAL—Municipal expenditures .. | \$118,137.50 |
| Required Payments for Local School, County, and Special District Taxes | |
| | 276,814.08 |
| TOTAL EXPENDITURES AND REQUIRED PAYMENTS | \$394,951.58 |
| Reserve for uncollected taxes | \$46,222.50 |
| GRAND TOTAL—Budget | \$441,174.08 |
| RECEIPTS AND REVENUES REALIZED IN 1952 TO MEET EXPENDITURES AND REQUIRED PAYMENTS | |
| Surplus revenue appropriated .. | \$42,000.00 |
| Miscellaneous revenues realized .. | 58,149.10 |
| State aid revenues realized | 7,980.00 |
| Delinquent taxes including | |
| liens—1952 collections | 34,083.80 |
| current taxes—1952 collections.. | 290,014.39 |
| Emergency borrowings | |
| TOTAL RECEIPTS AND REVENUES REALIZED | \$432,227.29 |
| CAPITAL OUTLAY—1952 | |
| Beaches and boardwalks | |
| Buildings and equipment | |
| Parks and playgrounds | |
| Sewers | 34,083.80 |
| Streets, roads and bridges | |
| Water supply | |
| Other | |

| | |
|---|---------------------|
| Tax rate | \$8.47 |
| Local school tax rate | 5.18 |
| County tax rate | 2.11 |
| Local purpose tax rate | 1.18 |
| TAXES | |
| Local school tax ... | \$185,428.03 |
| County taxes | 75,386.05 |
| Special district taxes | 16,000.00 |
| Local purpose levy | \$276,814.08 |
| | 42,240.00 |
| Total tax levy (tax duplicate) .. | \$319,054.08 |
| Per Capita Total Tax Levy | |
| | \$73.87 |
| Current | |
| 1952 taxes levied (total) | \$324,188.29 |
| Collected in 1952 | 290,014.39 |
| Per cent of levy collected in 1952 .. | 89.45 |
| Transferred to liens | 3,500.00 |
| Cancelled, abated or adjusted .. | 618.16 |
| Outstanding December 31, 1952 .. | \$30,055.74 |
| All Prior Years Outstanding | |
| Balance January 1, 1952 | \$39,388.22 |
| Collected in 1952 | 32,124.13 |
| Balance December 31, 1952 | \$7,264.09 |
| Tax Title Liens Outstanding | |
| Balance January 1, 1952 | \$39,591.11 |
| Redeemed by cash | 1,959.67 |
| Balance December 31, 1952 | \$41,131.44 |
| Property Acquired by Deed or Foreclosure | |
| Balance January 1, 1952 | \$6,000.00 |
| Sale for cash | 8,365.00 |
| Balance December 31, 1952 | \$600.00 |
| CAPITAL DEBT, DECEMBER 31, 1952 | |
| Gross Debt | |
| School debt | \$304,000.00 |
| Self-liquidating debt .. | |
| Other capital debt .. | 12,000.00 |
| TOTAL GROSS DEBT | \$316,000.00 |
| Per Capita Gross Debt | |
| | \$73.17 |
| Deductions for | |
| School debt | \$201,206.00 |
| Self-liquidating debt .. | |
| Other capital debt .. | |
| TOTAL DEDUCTIONS | 201,206.00 |
| NET DEBT | \$114,794.00 |
| Average Assessed Valuations | |
| Real Property 1950-1951-1952.. | \$3,353,433.00 |
| Per Cent of Net Deb | 3.42 |
| CURRENT FINANCES DECEMBER 31, 1952 | |
| Cash | \$191,456.16 |
| Taxes receivable | 37,319.83 |
| Tax title liens | 41,131.44 |
| Foreclosed property | 600.00 |
| Accounts receivable | 160.34 |
| State road aid receivable .. | 33,490.42 |
| Emergencies and deferred charges .. | 2,940.00 |
| TOTAL ASSETS | \$307,098.19 |
| Cash liabilities | \$114,412.59 |
| Reserves | 79,211.61 |
| Surplus revenue | 113,473.99 |
| TOTAL LIABILITIES AND SURPLUS | \$307,098.19 |

BRIDGETON CITY—CUMBERLAND COUNTY

Population Census, 1950—18,378

Land Area 6.5 sq. mi.

Net Valuation Taxable \$17,052,828

EXPENDITURES AND REQUIRED PAYMENTS FOR 1952

| | |
|---|---------------------|
| General Government | |
| Administrative and executive | \$34,859.00 |
| Assessment and collection of taxes | 16,090.00 |
| Finance Department | 5,640.00 |
| Protection to Persons & Property | |
| Fire | 56,886.00 |
| Police | 89,451.00 |
| Other | |
| Streets and Roads | |
| Repairs and maintenance | 43,382.68 |
| Street lighting | 31,032.37 |
| Sanitation | |
| Street cleaning | 9,517.63 |
| Garbage and ash removal | 10,018.32 |
| Sewers | 29,952.00 |
| Health and Charities | |
| Health service | 11,440.00 |
| Poor (including relief) | 11,180.00 |
| Hospitals (aid and maintenance) | 10,000.00 |
| Other | |
| Recreation | |
| Beaches and boardwalks | |
| Parks and playgrounds | 15,944.00 |
| Other | 6,673.00 |
| Educational | |
| (Exclusive of school districts) .. | 17,113.00 |
| Unclassified Purposes | |
| (Including contingent) | 17,489.00 |
| SUB-TOTAL—Municipal functions.. | \$416,668.00 |
| Per Capita—Municipal functions | |
| | \$22.67 |
| Capital imp'ts and capital imp't fund | \$22,500.00 |
| Debt Service | |
| Principal payments .. | \$83,000.00 |
| Interest payments .. | 32,193.00 |
| Total | *115,193.00 |
| Per Capita Debt Service | |
| | \$6.27 |
| Deferred Charges and Statutory Expenditures | |
| Emergencies | \$3,914.44 |
| Other deferred chgs. | 6.81 |
| Total | 3,921.25 |
| TOTAL—Municipal expenditures .. | \$558,282.25 |
| Required Payments for Local School, County, and Special District Taxes | |
| | 630,291.28 |

TOTAL EXPENDITURES AND REQUIRED PAYMENTS

| | |
|-------------------------------------|-----------------------|
| | \$1,188,573.53 |
| Reserve for uncollected taxes | \$125,400.00 |
| GRAND TOTAL—Budget | \$1,313,973.53 |

RECEIPTS AND REVENUES REALIZED IN 1952 TO MEET EXPENDITURES AND REQUIRED PAYMENTS

| | |
|--|-----------------------|
| Surplus revenue appropriated .. | \$75,000.00 |
| Miscellaneous revenues realized .. | 157,245.11 |
| State aid revenues realized | 15,943.80 |
| Delinquent taxes including liens—1952 collections .. | 101,180.72 |
| Current taxes—1952 collections .. | 894,679.80 |
| Emergency borrowings | |
| TOTAL RECEIPTS AND REVENUES REALIZED | \$1,244,049.43 |

CAPITAL OUTLAY—1952

| | |
|----------------------------------|-------|
| Beaches and boardwalks | |
| Buildings and equipment | |
| Parks and playgrounds | |
| Sewers | |
| Streets, roads and bridges | |
| Water supply | |
| Other | |

| | |
|------------------------------|---------------|
| Tax rate | \$5.74 |
| Local school tax rate | 2.33 |
| County tax rate | 1.36 |
| Local purpose tax rate | 2.05 |

TAXES

| | | |
|--|----------------|---------------------|
| Local school tax ... | \$398,000.00 | |
| County taxes | 232,291.28 | |
| Special district taxes | | |
| Local purpose levy | | \$630,291.28 |
| | | 355,889.25 |
| Total tax levy (tax duplicate) .. | | \$986,180.53 |
| Per Capita Total Tax Levy | | |
| | \$53.66 | |

Current

| | |
|--|--------------------|
| 1952 taxes levied (total) | \$978,933.20 |
| Collected in 1952 | 894,679.80 |
| Per cent of levy collected in 1952 ... | 91.39 |
| Transferred to liens | |
| Cancelled, abated or adjusted | |
| Outstanding December 31, 1952 .. | \$84,253.40 |

All Prior Years Outstanding

| | |
|---------------------------------|--------------------|
| Balance January 1, 1952 | \$187,082.26 |
| Collected in 1952 | 100,809.30 |
| Balance December 31, 1952 | \$86,272.96 |

Tax Title Liens Outstanding

| | |
|---------------------------------|-------------------|
| Balance January 1, 1952 | \$1,433.27 |
| Redeemed by cash | 371.42 |
| Balance December 31, 1952 | \$1,061.85 |

Property Acquired by Deed or Foreclosure

| | |
|---------------------------------|-------------------|
| Balance January 1, 1952 | \$8,495.00 |
| Sale for cash | 4,825.00 |
| Balance December 31, 1952 | \$3,670.00 |

CAPITAL DEBT, DECEMBER 31, 1952

| | |
|------------------------------------|-----------------------|
| Gross Debt | |
| School debt | \$362,000.00 |
| Self-liquidating debt .. | 393,000.00 |
| Other capital debt .. | 755,500.00 |
| TOTAL GROSS DEBT | \$1,510,500.00 |
| Per Capita Gross Debt | |
| | \$82.19 |

Deductions for

| | |
|-------------------------------|---------------------|
| School debt | \$362,000.00 |
| Self-liquidating debt .. | 393,000.00 |
| Other capital debt .. | |
| TOTAL DEDUCTIONS | 755,000.00 |
| NET DEBT | \$755,500.00 |

Average Assessed Valuations

| | |
|---------------------------------|-----------------|
| Real Property 1950-1951-1952 .. | \$13,225,828.00 |
| Per Cent of Net Debt | 5.71 |

CURRENT FINANCES DECEMBER 31, 1952

| | |
|-------------------------------------|---------------------|
| Cash | \$338,251.96 |
| Taxes receivable | 170,526.36 |
| Tax title liens | 1,061.85 |
| Foreclosed property | 3,670.00 |
| Accounts receivable | 5,968.23 |
| State road aid receivable | 5,549.78 |
| Emergencies and deferred charges .. | 4,600.00 |
| TOTAL ASSETS | \$529,628.18 |

| | |
|------------------------|-------------|
| Cash liabilities | \$44,452.06 |
| Reserves | 181,226.44 |
| Surplus revenue | 303,949.68 |

| | |
|--|---------------------|
| TOTAL LIABILITIES AND SURPLUS | \$529,628.18 |
|--|---------------------|

* Includes \$45,530.00 Art. VI School Debt Service.

BRIDGEWATER TOWNSHIP—SOMERSET COUNTY

Population Census, 1950—8,234

Land Area 37.1 sq. mi.

Net Valuation Taxable \$13,101,620

EXPENDITURES AND REQUIRED PAYMENTS FOR 1952

| | |
|---|---------------------|
| General Government | |
| Administrative and executive | \$42,444.65 |
| Assessment and collection of taxes | 13,160.00 |
| Finance Department | 556.50 |
| Protection to Persons & Property | |
| Fire | 6,460.00 |
| Police | 9,250.50 |
| Other | |
| Streets and Roads | |
| Repairs and maintenance | 93,788.50 |
| Street lighting | 5,050.00 |
| Sanitation | |
| Street cleaning | |
| Garbage and ash removal | |
| Sewers | |
| Health and Charities | |
| Health service | 5,656.00 |
| Poor (including relief) | 3,025.00 |
| Hospitals (aid and maintenance) | |
| Other | 600.00 |
| Recreation | |
| Beaches and boardwalks | |
| Parks and playgrounds | |
| Other | 5,300.00 |
| Educational | |
| (Exclusive of school districts) .. | |
| Unclassified Purposes | |
| (Including contingent) | 13,371.27 |
| SUB-TOTAL—Municipal functions.. | \$198,662.42 |

| | |
|---|----------------|
| Per Capita—Municipal functions | \$24.13 |
| Capital imp'ts and capital imp't fund | \$36,000.00 |
| Debt Service | |
| Principal payments .. | |
| Interest payments .. | |

| | |
|--|---------------------|
| Total | 1,330.63 |
| Per Capita Debt Service | |
| Deferred Charges and Statutory Expenditures | |
| Emergencies | |
| Other deferred chgs. | \$1,330.63 |
| Total | 1,330.63 |
| TOTAL—Municipal expenditures .. | \$235,993.05 |

| | |
|---|-------------------|
| Required Payments for Local School, County, and Special District Taxes | 665,608.81 |
|---|-------------------|

| | |
|---|---------------------|
| TOTAL EXPENDITURES AND REQUIRED PAYMENTS | \$901,601.86 |
| Reserve for uncollected taxes | \$44,552.65 |
| GRAND TOTAL—Budget | \$946,154.51 |

RECEIPTS AND REVENUES REALIZED IN 1952 TO MEET EXPENDITURES AND REQUIRED PAYMENTS

| | |
|---|---------------------|
| Surplus revenue appropriated .. | \$58,000.00 |
| Miscellaneous revenues realized .. | 125,297.82 |
| State aid revenues realized | 23,350.00 |
| Delinquent taxes including | |
| liens—1952 collections | 31,708.19 |
| Current taxes—1952 collections .. | 711,369.68 |
| Emergency borrowings | |
| TOTAL RECEIPTS AND REVENUES REALIZED | \$949,725.69 |

CAPITAL OUTLAY—1952

| | |
|----------------------------------|------------|
| Beaches and boardwalks | |
| Buildings and equipment | \$5,000.00 |
| Parks and playgrounds | |
| Sewers | |
| Streets, roads and bridges | |
| Water supply | |
| Other | |

| | |
|------------------------------|---------------|
| Tax rate | \$5.58 |
| Local school tax rate | 4.04 |
| County tax rate | 0.94 |
| Local purpose tax rate | 0.60 |

TAXES

| | | |
|--|--------------|---------------------|
| Local school tax ... | \$529,858.19 | |
| County taxes | 123,450.62 | |
| Special district taxes | 12,300.00 | |
| | | \$665,608.81 |
| Local purpose levy | | 77,590.76 |
| Total tax levy (tax duplicate) .. | | \$743,199.57 |

| | |
|--|----------------|
| Per Capita Total Tax Levy | \$90.26 |
|--|----------------|

| | |
|--|--------------|
| Current | |
| 1952 taxes levied (total) | \$754,574.70 |
| Collected in 1952 | 711,369.68 |
| Per cent of levy collected in 1952 ... | 94.27 |
| Transferred to liens | 4,854.60 |
| Cancelled, abated or adjusted | 580.66 |
| Outstanding December 31, 1952 .. | \$37,769.76 |

| | |
|------------------------------------|-------------|
| All Prior Years Outstanding | |
| Balance January 1, 1952 | \$43,888.69 |
| Collected in 1952 | 31,708.19 |
| Balance December 31, 1952 | \$3,227.03 |

| | |
|------------------------------------|-------------|
| Tax Title Liens Outstanding | |
| Balance January 1, 1952 | \$73,363.53 |
| Redeemed by cash | 548.02 |
| Balance December 31, 1952 | \$72,965.97 |

| | |
|---|--------------|
| Property Acquired by Deed or Foreclosure | |
| Balance January 1, 1952 | \$247,160.00 |
| Sale for cash | 10,925.95 |
| Balance December 31, 1952 | \$232,860.00 |

CAPITAL DEBT, DECEMBER 31, 1952

| | |
|------------------------------------|-----------------------|
| Gross Debt | |
| School debt | \$1,209,579.00 |
| Self-liquidating debt. | |
| Other capital debt .. | |
| TOTAL GROSS DEBT | \$1,209,579.00 |
| Per Capita Gross Debt | \$146.90 |

| | |
|-------------------------------|---------------------|
| Deductions for | |
| School debt | \$532,680.00 |
| Self-liquidating debt. | |
| Other capital debt .. | |
| TOTAL DEDUCTIONS | 532,680.00 |
| NET DEBT | \$676,899.00 |

| | |
|------------------------------------|----------------|
| Average Assessed Valuations | |
| Real Property 1950-1951-1952 .. | \$8,877,993.00 |
| Per Cent of Net Debt | 7.62 |

CURRENT FINANCES DECEMBER 31, 1952

| | |
|-------------------------------------|---------------------|
| Cash | \$328,242.45 |
| Taxes receivable | 40,996.79 |
| Tax title liens | 72,965.97 |
| Foreclosed property | 232,860.00 |
| Accounts receivable | 1,091.30 |
| State road aid receivable | 33,000.00 |
| Emergencies and deferred charges .. | 11,401.27 |
| TOTAL ASSETS | \$720,557.78 |

| | |
|------------------------|-------------|
| Cash liabilities | \$74,907.27 |
| Reserves | 347,914.06 |
| Surplus revenue | 297,736.45 |

| | |
|--|---------------------|
| TOTAL LIABILITIES AND SURPLUS | \$720,557.78 |
|--|---------------------|

BRIELLE BOROUGH—MONMOUTH COUNTY

Population Census, 1950—1,328

Land Area 1.8 sq. mi.

Net Valuation Taxable \$1,597,421

EXPENDITURES AND REQUIRED PAYMENTS FOR 1952

| | |
|------------------------------------|-------------|
| General Government | |
| Administrative and executive . . . | \$17,230.00 |
| Assessment and collection of taxes | 5,690.00 |
| Finance Department | |

| | |
|---|-----------|
| Protection to Persons & Property | |
| Fire | 6,300.00 |
| Police | 20,650.00 |
| Other | |

| | |
|-----------------------------------|----------|
| Streets and Roads | |
| Repairs and maintenance | 8,025.00 |
| Street lighting | 3,800.00 |

| | |
|-----------------------------------|----------|
| Sanitation | |
| Street cleaning | |
| Garbage and ash removal | 9,432.00 |
| Sewers | |

| | |
|-------------------------------------|----------|
| Health and Charities | |
| Health service | 950.00 |
| Poor (including relief) | 1,000.00 |
| Hospitals (aid and maintenance) . . | |
| Other | |

| | |
|----------------------------------|--------|
| Recreation | |
| Beaches and boardwalks | |
| Parks and playgrounds | |
| Other | 450.00 |

| | |
|-------------------------------------|--------|
| Educational | |
| (Exclusive of school districts) . . | 250.00 |

| | |
|----------------------------------|----------|
| Unclassified Purposes | |
| (Including contingent) | 3,081.00 |

| | |
|--|--------------------|
| SUB-TOTAL—Municipal functions.. | \$76,858.00 |
|--|--------------------|

| | |
|---|----------------|
| Per Capita—Municipal functions | \$57.88 |
|---|----------------|

| | |
|---------------------------------------|------------|
| Capital imp'ts and capital imp't fund | \$7,700.00 |
|---------------------------------------|------------|

| | |
|------------------------------|-------|
| Debt Service | |
| Principal payments | |
| Interest payments | |

| | |
|------------------------|--------------|
| Total | |
|------------------------|--------------|

| | |
|--|--------------|
| Per Capita Debt Service | |
|--|--------------|

| | |
|--|------------|
| Deferred Charges and Statutory Expenditures | |
| Emergencies | |
| Other deferred chgs. | \$7,672.73 |

| | |
|------------------------|-----------------|
| Total | 7,672.73 |
|------------------------|-----------------|

| | |
|---|--------------------|
| TOTAL—Municipal expenditures . . | \$92,230.73 |
|---|--------------------|

| | |
|---|------------------|
| Required Payments for Local School, County, and Special District Taxes | 65,610.31 |
|---|------------------|

| | |
|---|---------------------|
| TOTAL EXPENDITURES AND REQUIRED PAYMENTS | \$157,841.04 |
|---|---------------------|

| | |
|---|-------------|
| Reserve for uncollected taxes | \$17,500.00 |
|---|-------------|

| | |
|-------------------------------------|---------------------|
| GRAND TOTAL—Budget | \$175,341.04 |
|-------------------------------------|---------------------|

RECEIPTS AND REVENUES REALIZED IN 1952 TO MEET EXPENDITURES AND REQUIRED PAYMENTS

| | |
|-------------------------------------|-------------|
| Surplus revenue appropriated . . | \$17,000.00 |
| Miscellaneous revenues realized . . | 20,649.95 |
| State aid revenues realized | 2,544.49 |

| | |
|----------------------------------|------------|
| Delinquent taxes including | |
| liens—1952 collections | 8,445.56 |
| current taxes—1952 collections.. | 123,881.20 |
| Emergency borrowings | |

| | |
|---|---------------------|
| TOTAL RECEIPTS AND REVENUES REALIZED | \$172,521.20 |
|---|---------------------|

CAPITAL OUTLAY—1952

| | |
|--------------------------------------|------------|
| Beaches and boardwalks | |
| Buildings and equipment | |
| Parks and playgrounds | |
| Sewers | |
| Streets, roads and bridges | |
| Water supply | \$3,464.64 |
| Other | |

| | |
|----------------------------------|--------|
| Tax rate | \$8.32 |
| Local school tax rate | 2.51 |
| County tax rate | 1.60 |
| Local purpose tax rate | 4.21 |

TAXES

| | |
|----------------------------------|-------------|
| Local school tax | \$40,125.04 |
| County taxes | 25,485.27 |
| Special district taxes | |

| | |
|------------------------------|-------------|
| Local purpose levy | \$65,610.31 |
| | 67,193.73 |

| | |
|--|---------------------|
| Total tax levy (tax duplicate) .. | \$132,804.04 |
|--|---------------------|

| | |
|--|-----------------|
| Per Capita Total Tax Levy | \$100.00 |
|--|-----------------|

| | |
|--|--------------|
| Current | |
| 1952 taxes levied (total) | \$132,804.04 |
| Collected in 1952 | 123,881.20 |
| Per cent of levy collected in 1952 | 93.28 |
| Transferred to liens | 1,374.00 |
| Cancelled, abated or adjusted | 349.44 |
| Outstanding December 31, 1952 . . . | \$7,199.40 |

| | |
|-------------------------------------|------------|
| All Prior Years Outstanding | |
| Balance January 1, 1952 | \$7,482.74 |
| Collected in 1952 | 6,683.86 |
| Balance December 31, 1952 | \$787.48 |

| | |
|-------------------------------------|-------------|
| Tax Title Liens Outstanding | |
| Balance January 1, 1952 | \$11,425.09 |
| Redeemed by cash | 1,761.00 |
| Balance December 31, 1952 | \$11,037.39 |

| | |
|---|-------------|
| Property Acquired by Deed or Foreclosure | |
| Balance January 1, 1952 | \$16,800.00 |
| Sale for cash | 660.00 |
| Balance December 31, 1952 | \$16,200.00 |

CAPITAL DEBT, DECEMBER 31, 1952

| | |
|---------------------------------|-------------|
| Gross Debt | |
| School debt | |
| Self-liquidating debt | \$53,000.00 |
| Other capital debt | |

| | |
|-----------------------------------|--------------------|
| TOTAL GROSS DEBT | \$53,000.00 |
|-----------------------------------|--------------------|

| | |
|--|----------------|
| Per Capita Gross Debt | \$39.91 |
|--|----------------|

| | |
|---------------------------------|-------------|
| Deductions for | |
| School debt | |
| Self-liquidating debt | \$53,000.00 |
| Other capital debt | |

| | |
|-----------------------------------|------------------|
| TOTAL DEDUCTIONS | 53,000.00 |
|-----------------------------------|------------------|

| | |
|---------------------------|--------------|
| NET DEBT | |
|---------------------------|--------------|

| | |
|------------------------------------|----------------|
| Average Assessed Valuations | |
| Real Property 1950-1951-1952.. | \$1,465,546.00 |
| Per Cent of Net Debt | |

CURRENT FINANCES DECEMBER 31, 1952

| | |
|--------------------------------------|-------------|
| Cash | \$42,509.18 |
| Taxes receivable | 7,986.88 |
| Tax title liens | 11,037.39 |
| Foreclosed property | 16,200.00 |
| Accounts receivable | 1,078.58 |
| State road aid receivable | 1,892.82 |
| Emergencies and deferred charges . . | |

| | |
|-------------------------------|--------------------|
| TOTAL ASSETS | \$80,704.85 |
|-------------------------------|--------------------|

| | |
|----------------------------|-------------|
| Cash liabilities | \$10,259.12 |
| Reserves | 36,302.85 |
| Surplus revenue | 34,142.88 |

| | |
|--|--------------------|
| TOTAL LIABILITIES AND SURPLUS | \$80,704.85 |
|--|--------------------|

BRIGANTINE CITY—ATLANTIC COUNTY

Population Census, 1950—1,267

Land Area 6.31 sq. mi.

Net Valuation Taxable \$1,734,716

| | |
|--|---------------------|
| EXPENDITURES AND REQUIRED PAYMENTS FOR 1952 | |
| General Government | |
| Administrative and executive | \$33,409.00 |
| Assessment and collection of taxes | 14,890.00 |
| Finance Department | |
| Protection to Persons & Property | |
| Fire | 17,580.00 |
| Police | 30,292.00 |
| Other | |
| Streets and Roads | |
| Repairs and maintenance | 27,248.00 |
| Street lighting | 3,480.00 |
| Sanitation | |
| Street cleaning | |
| Garbage and ash removal | 7,200.00 |
| Sewers | |
| Health and Charities | |
| Health service | |
| Poor (including relief) | 225.00 |
| Hospitals (aid and maintenance) | |
| Other | |
| Recreation | |
| Beaches and boardwalks | |
| Parks and playgrounds | |
| Other | |
| Educational | |
| (Exclusive of school districts) .. | 300.00 |
| Unclassified Purposes | |
| (Including contingent) | 4,191.00 |
| SUB-TOTAL—Municipal functions.. | \$138,815.00 |

| | |
|--|---------------------|
| Per Capita—Municipal Functions | \$109.56 |
| Capital Imp'ts and capital imp't fund | \$14,100.00 |
| Debt Service | |
| Principal payments .. | \$10,000.00 |
| Interest payments .. | 24,104.22 |
| Total | *34,104.22 |
| Per Capita Debt Service | \$26.92 |
| Deferred Charges and Statutory Expenditures | |
| Emergences | \$10,208.00 |
| Other deferred chgs. | |
| Total | 10,208.00 |
| TOTAL—Municipal expenditures ... | \$197,227.22 |

| | |
|---|---------------------|
| Required Payments for Local School, County, and Special District Taxes | 98,962.01 |
| TOTAL EXPENDITURES AND REQUIRED PAYMENTS | \$296,189.23 |
| Reserve for uncollected taxes | \$36,748.26 |
| GRAND TOTAL—Budget | \$332,937.49 |

| | |
|--|---------------------|
| RECEIPTS AND REVENUES REALIZED IN 1952 TO MEET EXPENDITURES AND REQUIRED PAYMENTS | |
| Surplus revenue appropriated .. | \$13,788.00 |
| Miscellaneous revenues realized .. | 84,745.71 |
| State aid revenues realized | 6,990.00 |
| Delinquent taxes including | |
| Liens—1952 collections | 14,462.15 |
| Current taxes—1952 collections .. | 194,271.72 |
| Emergency borrowings | |
| TOTAL RECEIPTS AND REVENUES REALIZED | \$314,257.58 |

CAPITAL OUTLAY—1952

| | |
|----------------------------------|-------------|
| Beaches and boardwalks | |
| Buildings and equipment | \$38,384.88 |
| Parks and playgrounds | 817.80 |
| Sewers | |
| Streets, roads and bridges | |
| Water supply | 55,098.90 |
| Other | |

* Includes \$9,390.29 Art. VI School Debt Service.

| | |
|------------------------------|----------------|
| Tax rate | \$12.46 |
| Local school tax rate | 4.00 |
| County tax rate | 1.71 |
| Local purpose tax rate | 6.75 |

TAXES

| | |
|--|---------------------|
| Local school tax | \$69,379.34 |
| County taxes | 29,582.67 |
| Special district taxes | |
| Local purpose levy | \$98,962.01 |
| Total tax levy (tax duplicate) .. | \$215,938.93 |
| Per Capita Total Tax Levy | |
| | \$170.48 |

Current

| | |
|---------------------------------------|--------------|
| 1952 taxes levied (total) | \$223,329.53 |
| Collected in 1952 | 194,271.72 |
| Per cent of levy collected in 1952 .. | 86.98 |
| Transferred to liens | 11,696.03 |
| Cancelled, abated or adjusted .. | 168.21 |
| Outstanding December 31, 1952 .. | \$17,193.57 |

All Prior Years Outstanding

| | |
|---------------------------------|-------------|
| Balance January 1, 1952 | \$14,517.47 |
| Collected in 1952 | 13,517.48 |
| Balance December 31, 1952 | \$336.42 |

Tax Title Liens Outstanding

| | |
|---------------------------------|-------------|
| Balance January 1, 1952 | \$34,548.51 |
| Redeemed by cash | 944.67 |
| Balance December 31, 1952 | \$46,029.65 |

Property Acquired by Deed or Foreclosure

| | |
|---------------------------------|----------------|
| Balance January 1, 1952 | \$1,935,917.04 |
| Sale for cash | 3,297.95 |
| Balance December 31, 1952 | \$1,845,350.07 |

CAPITAL DEBT, DECEMBER 31, 1952

| | |
|------------------------------------|-----------------------|
| Gross Debt | |
| School debt | \$98,000.00 |
| Self-liquidating debt .. | 60,000.00 |
| Other capital debt .. | 888,730.00 |
| TOTAL GROSS DEBT | \$1,046,730.00 |
| Per Capita Gross Debt | \$826.15 |

Deductions for

| | |
|-------------------------------|---------------------|
| School debt | \$93,907.00 |
| Self-liquidating debt .. | 60,000.00 |
| Other capital debt .. | 3,000.00 |
| TOTAL DEDUCTIONS | 156,907.00 |
| NET DEBT | \$889,823.00 |

Average Assessed Valuations

| | |
|---------------------------------|----------------|
| Real Property 1950-1951-1952 .. | \$1,565,124.00 |
| Per Cent of Net Debt | 56.85 |

CURRENT FINANCES DECEMBER 31, 1952

| | |
|--|-----------------------|
| Cash | \$60,728.50 |
| Taxes receivable | 17,529.99 |
| Tax title liens | 46,029.65 |
| Foreclosed property | 1,854,350.07 |
| Accounts receivable | 766.29 |
| State road aid receivable | |
| Emergencies and deferred charges .. | 6,684.95 |
| TOTAL ASSETS | \$1,977,089.45 |
| Cash liabilities | \$28,711.08 |
| Reserves | 1,909,676.00 |
| Surplus revenue | 38,702.37 |
| TOTAL LIABILITIES AND SURPLUS | \$1,977,089.45 |

BROOKLAWN BOROUGH—CAMDEN COUNTY

Population Census, 1950—2,262

Land Area 0.53 sq. mi.

Net Valuation Taxable \$1,379,920

| | |
|--|---------------------|
| EXPENDITURES AND REQUIRED PAYMENTS FOR 1952 | |
| General Government | |
| Administrative and executive | \$8,806.88 |
| Assessment and collection of taxes | 2,707.50 |
| Finance Department | |
| Protection to Persons & Property | |
| Fire | 2,030.00 |
| Police | 14,730.00 |
| Other | |
| Streets and Roads | |
| Repairs and maintenance | 7,750.00 |
| Street lighting | 2,962.97 |
| Sanitation | |
| Street cleaning | |
| Garbage and ash removal | 2,000.00 |
| Sewers | 5,088.40 |
| Health and Charities | |
| Health service | 359.25 |
| Poor (including relief) | |
| Hospitals (aid and maintenance) | |
| Other | |
| Recreation | |
| Beaches and boardwalks | |
| Parks and playgrounds | |
| Other | |
| Educational | |
| (Exclusive of school districts) .. | |
| Unclassified Purposes | |
| (Including contingent) | 90.00 |
| SUB-TOTAL—Municipal functions.. | \$46,525.00 |
| Per Capita—Municipal functions ... | \$20.57 |
| Capital imp'ts and capital imp't fund | \$3,150.00 |
| Debt Service | |
| Principal payments .. | |
| Interest payments .. | |
| Total | |
| Per Capita Debt Service | |
| Deferred Charges and Statutory Expenditures | |
| Emergencies | |
| Other deferred chgs. \$6,000.00 | |
| Total | 6,000.00 |
| TOTAL—Municipal expenditures ... | \$55,675.00 |
| Required Payments for Local School, County, and Special District Taxes | |
| | 81,550.53 |
| TOTAL EXPENDITURES AND REQUIRED PAYMENTS | \$137,225.53 |
| Reserve for uncollected taxes | \$2,847.58 |
| GRAND TOTAL—Budget | \$140,073.11 |
| RECEIPTS AND REVENUES REALIZED IN 1952 TO MEET EXPENDITURES AND REQUIRED PAYMENTS | |
| Surplus revenue appropriated .. | \$12,000.00 |
| Miscellaneous revenues realized. | 40,206.83 |
| State aid revenues realized | 2,199.58 |
| Delinquent taxes including | |
| Liens—1952 collections | 2,334.78 |
| Current taxes—1952 collections.. | 84,881.41 |
| Emergency borrowings | |
| TOTAL RECEIPTS AND REVENUES REALIZED | \$141,622.60 |
| CAPITAL OUTLAY—1952 | |
| Beaches and boardwalks | |
| Buildings and equipment | |
| Parks and playgrounds | |
| Sewers | |
| Streets, roads and bridges | |
| Water supply | |
| Other | |

| | |
|---|---------------------|
| Tax rate | \$6.28 |
| Local school tax rate | 4.29 |
| County tax rate | 1.62 |
| Local purpose tax rate | 0.37 |
| TAXES | |
| Local school tax ... | \$59,165.00 |
| County taxes | 22,385.53 |
| Special district taxes | |
| Local purpose levy | \$81,550.53 |
| | 4,916.58 |
| Total tax levy (tax duplicate) .. | \$86,467.11 |
| Per Capita Total Tax Levy | \$38.23 |
| Current | |
| 1952 taxes levied (total) | \$88,984.54 |
| Collected in 1952 | 84,881.41 |
| Per cent of levy collected in 1952 ... | 95.38 |
| Transferred to liens | |
| Cancelled, abated or adjusted .. | 903.98 |
| Outstanding December 31, 1952 .. | \$3,199.15 |
| All Prior Years Outstanding | |
| Balance January 1, 1952 | \$3,783.24 |
| Collected in 1952 | 2,334.78 |
| Balance December 31, 1952 | \$1,448.46 |
| Tax Title Liens Outstanding | |
| Balance January 1, 1952 | |
| Redeemed by cash | |
| Balance December 31, 1952 | |
| Property Acquired by Deed or Foreclosure | |
| Balance January 1, 1952 | \$94,975.00 |
| Sale for cash | |
| Balance December 31, 1952 | \$94,975.00 |
| CAPITAL DEBT, DECEMBER 31, 1952 | |
| Gross Debt | |
| School debt | \$35,000.00 |
| Self-liquidating debt | |
| Other capital debt | |
| TOTAL GROSS DEBT | \$35,000.00 |
| Per Capita Gross Debt | \$15.47 |
| Deductions for | |
| School debt | \$35,000.00 |
| Self-liquidating debt | |
| Other capital debt | |
| TOTAL DEDUCTIONS | 35,000.00 |
| NET DEBT | |
| Average Assessed Valuations | |
| Real Property 1950-1951-1952.. | \$1,345,755.00 |
| Per Cent of Net Debt | |
| CURRENT FINANCES DECEMBER 31, 1952 | |
| Cash | \$49,986.18 |
| Taxes receivable | 4,647.61 |
| Tax title liens | |
| Foreclosed property | 94,975.00 |
| Accounts receivable | 179.67 |
| State road aid receivable | 2,353.60 |
| Emergencies and deferred charges .. | |
| TOTAL ASSETS | \$152,142.06 |
| Cash liabilities | \$37,229.33 |
| Reserves | 99,802.28 |
| Surplus revenue | 15,110.45 |
| TOTAL LIABILITIES AND SURPLUS | \$152,142.06 |

BUENA BOROUGH—ATLANTIC COUNTY

Population Census, 1950—2,640

Land Area 7.90 sq. mi.

Net Valuation Taxable \$785,248

EXPENDITURES AND REQUIRED PAYMENTS FOR 1952

| | |
|---|--------------------|
| General Government | |
| Administrative and executive | \$9,001.81 |
| Assessment and collection of taxes | 3,147.99 |
| Finance Department | |
| Protection to Persons & Property | |
| Fire | |
| Police | 1,436.29 |
| Other | |
| Streets and Roads | |
| Repairs and maintenance | 18,985.60 |
| Street lighting | 5,202.00 |
| Sanitation | |
| Street cleaning | |
| Garbage and ash removal | |
| Sewers | |
| Health and Charities | |
| Health service | 964.42 |
| Poor (including relief) | 673.09 |
| Hospitals (aid and maintenance) | |
| Other | |
| Recreation | |
| Beaches and boardwalks | |
| Parks and playgrounds | 2,829.70 |
| Other | |
| Educational | |
| (Exclusive of school districts) .. | |
| Unclassified Purposes | |
| (Including contingent) | 200.60 |
| SUB-TOTAL—Municipal functions.. | \$42,441.50 |

| | |
|--|-----------------|
| Per Capita—Municipal functions | |
| Capital imp'ts and capital imp't fund | \$16.08 |
| Debt Service | \$1,666.67 |
| Principal payments | \$5,200.00 |
| Interest payments | 792.50 |
| Total | 5,992.50 |
| Per Capita Debt | |
| Service | \$2.27 |
| Deferred Charges and Statutory Expenditures | |
| Emergencies | |
| Other deferred chgs. | \$150.00 |
| Total | 150.00 |

TOTAL—Municipal expenditures ... \$50,250.67

Required Payments for Local School, County, and Special District Taxes 114,122.03

TOTAL EXPENDITURES AND REQUIRED PAYMENTS \$164,372.70

Reserve for uncollected taxes \$25,391.37

GRAND TOTAL—Budget \$189,764.07

RECEIPTS AND REVENUES REALIZED IN 1952 TO MEET EXPENDITURES AND REQUIRED PAYMENTS

| | |
|------------------------------------|-------------|
| Surplus revenue appropriated .. | \$28,000.00 |
| Miscellaneous revenues realized .. | 24,237.96 |
| State aid revenues realized | 5,609.00 |
| Delinquent taxes including | |
| Liens—1952 collections | 15,290.74 |
| Current taxes—1952 collections .. | 113,481.17 |
| Emergency borrowings | |

TOTAL RECEIPTS AND REVENUES REALIZED \$186,618.87

CAPITAL OUTLAY—1952

| | |
|----------------------------------|-------|
| Beaches and boardwalks | |
| Buildings and equipment | |
| Parks and playgrounds | |
| Sewers | |
| Streets, roads and bridges | |
| Water supply | |
| Other | |

| | |
|-----------------------------|---------|
| Tax rate | \$15.68 |
| Local school tax rate | 12.81 |
| County tax rate | 1.72 |
| Local purpose tax rate | 1.15 |

TAXES

| | | |
|--|--------------|---------------------|
| Local school tax ... | \$100,585.62 | |
| County taxes | 13,536.41 | |
| Special district taxes | | |
| | | \$114,122.03 |
| Local purpose levy | | 10,149.59 |
| Total tax levy (tax duplicate) .. | | \$124,271.62 |

Per Capita Total Tax Levy \$47.07

Current

| | |
|--|--------------|
| 1952 taxes levied (total) | \$129,070.09 |
| Collected in 1952 | 113,481.17 |
| Per cent of levy collected in 1952 ... | 87.92 |
| Transferred to liens | 126.17 |
| Cancelled, abated or adjusted .. | 207.57 |
| Outstanding December 31, 1952 .. | \$15,255.18 |

All Prior Years Outstanding

| | |
|---------------------------------|-------------|
| Balance January 1, 1952 | \$29,273.49 |
| Collected in 1952 | 15,290.74 |
| Balance December 31, 1952 | \$13,980.35 |

Tax Title Liens Outstanding

| | |
|---------------------------------|------------|
| Balance January 1, 1952 | \$2,007.40 |
| Redeemed by cash | |
| Balance December 31, 1952 | \$2,133.57 |

Property Acquired by Deed or Foreclosure

| | |
|---------------------------------|-------|
| Balance January 1, 1952 | |
| Sale for cash | |
| Balance December 31, 1952 | |

CAPITAL DEBT, DECEMBER 31, 1952

| | |
|------------------------------------|--------------------|
| Gross Debt | |
| School debt | \$26,148.00 |
| Self-liquidating debt. | |
| Other capital debt | 8,800.00 |
| TOTAL GROSS DEBT | \$34,948.00 |
| Per Capita Gross Debt | \$13.24 |

Deductions for

| | |
|-------------------------------|-------------------|
| School debt | \$26,148.00 |
| Self-liquidating debt. | |
| Other capital debt .. | |
| TOTAL DEDUCTIONS | 26,148.00 |
| NET DEBT | \$8,800.00 |

Average Assessed Valuations

| | |
|---------------------------------|--------------|
| Real Property 1950-1951-1952 .. | \$721,845.00 |
| Per Cent of Net Debt | 1.21 |

CURRENT FINANCES DECEMBER 31, 1952

| | |
|-------------------------------------|--------------------|
| Cash | \$27,534.50 |
| Taxes receivable | 29,235.53 |
| Tax title liens | 2,133.57 |
| Foreclosed property | |
| Accounts receivable | 1,318.45 |
| State road aid receivable | 1,500.00 |
| Emergencies and deferred charges .. | 400.00 |
| TOTAL ASSETS | \$62,122.05 |

| | |
|--|--------------------|
| Cash liabilities | \$1,608.74 |
| Reserves | 32,687.55 |
| Surplus revenue | 27,825.76 |
| TOTAL LIABILITIES AND SURPLUS | \$62,122.05 |

BUENA VISTA TOWNSHIP—ATLANTIC COUNTY

Population Census, 1950—2,106 Land Area 41.33 sq. mi. Net Valuation Taxable \$651,047

EXPENDITURES AND REQUIRED PAYMENTS FOR 1952

| | |
|---|--------------------|
| General Government | |
| Administrative and executive taxes | \$9,056.67 |
| Assessment and collection of taxes | 8,485.22 |
| Finance Department | |
| Protection to Persons & Property | |
| Fire | |
| Police | 486.77 |
| Other | |
| Streets and Roads | |
| Repairs and maintenance | 24,394.56 |
| Street lighting | 3,801.00 |
| Sanitation | |
| Street cleaning | |
| Garbage and ash removal | |
| Sewers | |
| Health and Charities | |
| Health service | 596.30 |
| Poor (including relief) | 1,102.44 |
| Hospitals (aid and maintenance) | 100.00 |
| Other | |
| Recreation | |
| Beaches and boardwalks | |
| Parks and playgrounds | |
| Other | |
| Educational | |
| (Exclusive of school districts) | |
| Unclassified Purposes | |
| (Including contingent) | 120.63 |
| SUB-TOTAL—Municipal functions.. | \$48,143.59 |

| | |
|---------------------------------------|-------------------|
| Per Capita—Municipal functions | \$22.86 |
| Capital imp'ts and capital imp't fund | |
| Debt Service | |
| Principal payments | \$2,315.00 |
| Interest payments | 370.40 |
| Total | \$2,685.40 |

| | |
|--|---------------|
| Per Capita Debt Service | \$1.28 |
| Deferred Charges and Statutory Expenditures | |
| Emergencies | \$166.66 |
| Other deferred chgs. | |
| Total | 166.66 |

| | |
|---|---------------------|
| TOTAL—Municipal expenditures | \$50,995.65 |
| Required Payments for Local School, County, and Special District Taxes | |
| | 98,593.37 |
| TOTAL EXPENDITURES AND REQUIRED PAYMENTS | \$149,589.02 |
| Reserve for uncollected taxes | \$31,809.57 |
| GRAND TOTAL—Budget | \$181,398.59 |

| | |
|--|---------------------|
| RECEIPTS AND REVENUES REALIZED IN 1952 TO MEET EXPENDITURES AND REQUIRED PAYMENTS | |
| Surplus revenue appropriated | \$25,000.00 |
| Miscellaneous revenues realized | 26,009.95 |
| State aid revenues realized | 7,760.40 |
| Delinquent taxes including | |
| liens—1952 collections | 16,475.36 |
| Current taxes—1952 collections | 83,274.32 |
| Emergency borrowings | |
| TOTAL RECEIPTS AND REVENUES REALIZED | \$158,520.03 |

| | |
|----------------------------|-------|
| CAPITAL OUTLAY—1952 | |
| Beaches and boardwalks | |
| Buildings and equipment | |
| Parks and playgrounds | |
| Sewers | |
| Streets, roads and bridges | |
| Water supply | |
| Other | |

| | |
|------------------------|----------------|
| Tax rate | \$45.67 |
| Local school tax rate | 12.81 |
| County tax rate | 1.71 |
| Local purpose tax rate | 1.15 |

| | |
|---------------------------------------|---------------------|
| TAXES | |
| Local school tax | \$83,414.38 |
| County taxes | 11,100.50 |
| Special district taxes | 4,078.49 |
| Local purpose levy | 7,501.90 |
| Total tax levy (tax duplicate) | \$106,095.27 |
| Per Capita Total Tax Levy | \$50.38 |

| | |
|------------------------------------|--------------|
| Current | |
| 1952 taxes levied (total) | \$106,658.45 |
| Collected in 1952 | 83,274.32 |
| Per cent of levy collected in 1952 | 78.07 |
| Transferred to liens | 6,578.95 |
| Cancelled, abated or adjusted | 320.86 |
| Outstanding December 31, 1952 | \$16,484.32 |

| | |
|------------------------------------|-------------|
| All Prior Years Outstanding | |
| Balance January 1, 1952 | \$29,974.04 |
| Collected in 1952 | 12,765.12 |
| Balance December 31, 1952 | \$16,395.88 |

| | |
|------------------------------------|--------------|
| Tax Title Liens Outstanding | |
| Balance January 1, 1952 | \$114,517.20 |
| Redeemed by cash | 3,710.24 |
| Balance December 31, 1952 | \$95,724.05 |

| | |
|---|-------------|
| Property Acquired by Deed or Foreclosure | |
| Balance January 1, 1952 | \$11,176.50 |
| Sale for cash | 12,660.53 |
| Balance December 31, 1952 | \$10,847.13 |

| | |
|--|--------------------|
| CAPITAL DEBT, DECEMBER 31, 1952 | |
| Gross Debt | |
| School debt | \$21,852.00 |
| Self-liquidating debt | |
| Other capital debt | 6,945.00 |
| TOTAL GROSS DEBT | \$28,797.00 |
| Per Capita Gross Debt | \$13.67 |

| | |
|-------------------------|-------------------|
| Deductions for | |
| School debt | \$21,852.00 |
| Self-liquidating debt | |
| Other capital debt | |
| TOTAL DEDUCTIONS | 21,852.00 |
| NET DEBT | \$6,945.00 |

| | |
|------------------------------------|--------------|
| Average Assessed Valuations | |
| Real Property 1950-1951-1952 | \$614,355.00 |
| Per Cent of Net Debt | 1.13 |

| | |
|---|---------------------|
| CURRENT FINANCES DECEMBER 31, 1952 | |
| Cash | \$37,779.05 |
| Taxes receivable | 32,880.20 |
| Tax title liens | 95,724.05 |
| Foreclosed property | 10,847.13 |
| Accounts receivable | 136.01 |
| State road aid receivable | |
| Emergencies and deferred charges | 4,200.00 |
| TOTAL ASSETS | \$181,566.44 |

| | |
|--------------------------------------|---------------------|
| Cash liabilities | \$3,814.67 |
| Reserves | 139,587.39 |
| Surplus revenue | 38,164.38 |
| TOTAL LIABILITIES AND SURPLUS | \$181,566.44 |

BURLINGTON CITY—BURLINGTON COUNTY

Population Census, 1950—12,051

Land Area 3.06 sq. mi.

Net Valuation Taxable \$7,685,553

| | |
|--|-----------------------|
| EXPENDITURES AND REQUIRED PAYMENTS FOR 1952 | |
| General Government | |
| Administrative and executive | \$91,750.00 |
| Assessment and collection of taxes | 19,100.00 |
| Finance Department | 8,700.00 |
| Protection to Persons & Property | |
| Fire | 27,740.00 |
| Police | 118,300.00 |
| Other | |
| Streets and Roads | |
| Repairs and maintenance | 116,200.00 |
| Street lighting | 24,300.00 |
| Sanitation | |
| Street cleaning | |
| Garbage and ash removal | 1,000.00 |
| Sewers | |
| Health and Charities | |
| Health service | 17,900.00 |
| Poor (including relief) | 7,200.00 |
| Hospitals (aid and maintenance) | |
| Other | |
| Recreation | |
| Beaches and boardwalks | |
| Parks and playgrounds | 13,000.00 |
| Other | 17,700.00 |
| Educational | |
| (Exclusive of school districts) .. | 2,000.00 |
| Unclassified Purposes | |
| (Including contingent) | 93,774.00 |
| SUB-TOTAL—Municipal functions.. | \$558,664.00 |
| Per Capita—Municipal functions | |
| | \$46.36 |
| Capital imp'ts and capital imp't fund | \$209,100.00 |
| Debt Service | |
| Principal payments .. | \$59,000.00 |
| Interest payments .. | 12,585.00 |
| Total | *71,585.00 |
| Per Capita Debt Service | |
| | \$5.94 |
| Deferred Charges and Statutory Expenditures | |
| Emergencies | \$34,380.00 |
| Other deferred chgs. .. | 297,255.46 |
| Total | 331,635.46 |
| TOTAL—Municipal expenditures .. | \$1,170,984.46 |
| Required Payments for Local School, County, and Special District Taxes | |
| | 338,937.79 |
| TOTAL EXPENDITURES AND REQUIRED PAYMENTS | \$1,509,922.25 |
| Reserve for uncollected taxes | \$30,835.41 |
| GRAND TOTAL—Budget | \$1,540,757.66 |
| RECEIPTS AND REVENUES REALIZED IN 1952 TO MEET EXPENDITURES AND REQUIRED PAYMENTS | |
| Surplus revenue appropriated .. | \$400,000.00 |
| Miscellaneous revenues realized. .. | 858,236.75 |
| State aid revenues realized | 8,928.61 |
| Delinquent taxes including | |
| liens—1952 collections | 26,995.90 |
| current taxes—1952 collections.. | 365,017.18 |
| Emergency borrowings | |
| TOTAL RECEIPTS AND REVENUES REALIZED | \$1,659,178.44 |

CAPITAL OUTLAY—1952

| | |
|----------------------------------|------------|
| Beaches and boardwalks | |
| Buildings and equipment | \$6,331.00 |
| Parks and playgrounds | 7,331.20 |
| Sewers | 4,745.77 |
| Streets, roads and bridges | 59,083.74 |
| Water supply | 19,122.08 |
| Other | |

| | |
|------------------------------|---------------|
| Tax rate | \$5.02 |
| Local school tax rate | 2.15 |
| County tax rate | 2.26 |
| Local purpose tax rate | 0.61 |

TAXES

| | | |
|-----------------------------------|--------------|---------------------|
| Local school tax ... | \$165,134.34 | |
| County taxes | 173,803.45 | |
| Special district taxes | | |
| Local purpose levy | | \$338,937.79 |
| Total tax levy (tax duplicate) .. | | <u>49,298.89</u> |
| | | <u>\$388,236.68</u> |

Per Capita Total Tax Levy **\$32.22**

Current

| | |
|--|--------------------|
| 1952 taxes levied (total) | \$391,294.64 |
| Collected in 1952 | 365,017.18 |
| Per cent of levy collected in 1952 ... | 93.28 |
| Transferred to liens | 242.24 |
| Cancelled, abated or adjusted | 833.35 |
| Outstanding December 31, 1952 .. | <u>\$25,201.87</u> |

All Prior Years Outstanding

| | |
|---------------------------------|---------------|
| Balance January 1, 1952 | \$25,256.21 |
| Collected in 1952 | 25,237.04 |
| Balance December 31, 1952 | <u>\$1.50</u> |

Tax Title Liens Outstanding

| | |
|---------------------------------|-------------------|
| Balance January 1, 1952 | \$6,515.73 |
| Redeemed by cash | 1,758.86 |
| Balance December 31, 1952 | <u>\$3,005.42</u> |

Property Acquired by Deed or Foreclosure

| | |
|---------------------------------|---------------------|
| Balance January 1, 1952 | \$154,404.31 |
| Sale for cash | 9,850.00 |
| Balance December 31, 1952 | <u>\$146,564.41</u> |

CAPITAL DEBT, DECEMBER 31, 1952

| | |
|-------------------------------|---------------------|
| Gross Debt | |
| School debt | \$538,000.00 |
| Self-liquidating debt. .. | 237,000.00 |
| Other capital debt .. | 82,000.00 |
| TOTAL GROSS DEBT | \$857,000.00 |

Per Capita Gross Debt **\$71.11**

Deductions for

| | |
|-------------------------------|-------------------|
| School debt | \$529,591.00 |
| Self-liquidating debt. .. | 237,000.00 |
| Other capital debt .. | |
| TOTAL DEDUCTIONS | 766,591.00 |

NET DEBT **\$90,409.00**

Average Assessed Valuations

| | |
|--------------------------------|----------------|
| Real Property 1950-1951-1952.. | \$6,576,008.00 |
| Per Cent of Net Debt | 1.37 |

CURRENT FINANCES DECEMBER 31, 1952

| | |
|-------------------------------------|---------------------|
| Cash | \$744,729.10 |
| Taxes receivable | 25,203.37 |
| Tax title liens | 3,005.42 |
| Foreclosed property | 146,564.41 |
| Accounts receivable | |
| State road aid receivable | 15,662.00 |
| Emergencies and deferred charges .. | 8,000.00 |
| TOTAL ASSETS | \$943,164.30 |

| | |
|------------------------|--------------|
| Cash liabilities | \$270,081.73 |
| Reserves | 174,773.20 |
| Surplus revenue | 498,309.37 |

TOTAL LIABILITIES AND SURPLUS **\$943,164.30**

* Includes \$54,260.00 Art. VI School Debt Service.

BURLINGTON TOWNSHIP—BURLINGTON COUNTY

Population Census, 1950—3,441 Land Area 14.76 sq. mi. Net Valuation Taxable \$2,110,430

| | |
|--|---------------------|
| EXPENDITURES AND REQUIRED PAYMENTS FOR 1952 | |
| General Government | |
| Administrative and executive | \$11,100.00 |
| Assessment and collection of taxes | 7,050.00 |
| Finance Department | 925.00 |
| Protection to Persons & Property | |
| Fire | 3,700.00 |
| Police | 9,401.00 |
| Other | |
| Streets and Roads | |
| Repairs and maintenance | 27,399.00 |
| Street lighting | 300.00 |
| Sanitation | |
| Street cleaning | |
| Garbage and ash removal | |
| Sewers | 1,850.00 |
| Health and Charities | |
| Health service | 475.00 |
| Poor (including relief) | 775.00 |
| Hospitals (aid and maintenance) | |
| Other | |
| Recreation | |
| Beaches and boardwalks | |
| Parks and playgrounds | 1,400.00 |
| Other | |
| Educational | |
| (Exclusive of school districts) .. | |
| Unclassified Purposes | |
| (Including contingent) | 625.00 |
| SUB-TOTAL—Municipal functions.. | \$65,000.00 |
| Per Capita—Municipal functions | \$18.89 |
| Capital imp'ts and capital imp't fund | \$15,100.00 |
| Debt Service | |
| Principal payments : | \$1,000.00 |
| Interest payments .. | 2,432.50 |
| Total | *3,432.50 |
| Per Capita Debt Service | |
| Deferred Charges and Statutory Expenditures | \$1.00 |
| Emergencies | \$1,800.00 |
| Other deferred chgs. | 293.31 |
| Total | 2,093.81 |
| TOTAL—Municipal expenditures .. | \$85,626.31 |
| Required Payments for Local School, County, and Special District Taxes | |
| | 183,190.32 |
| TOTAL EXPENDITURES AND REQUIRED PAYMENTS | \$268,816.63 |
| Reserve for uncollected taxes | \$25,028.73 |
| GRAND TOTAL—Budget | \$293,845.36 |
| RECEIPTS AND REVENUES REALIZED IN 1952 TO MEET EXPENDITURES AND REQUIRED PAYMENTS | |
| Surplus revenue appropriated .. | \$35,500.00 |
| Miscellaneous revenues realized .. | 65,095.20 |
| State aid revenues realized | 3,047.00 |
| Delinquent taxes including liens—1952 collections .. | 13,882.22 |
| Current taxes—1952 collections.. | 168,938.54 |
| Emergency borrowings | |
| TOTAL RECEIPTS AND REVENUES REALIZED | \$286,462.96 |

CAPITAL OUTLAY—1952

| | |
|----------------------------------|------------|
| Beaches and boardwalks | |
| Buildings and equipment | |
| Parks and playgrounds | |
| Sewers | |
| Streets, roads and bridges | |
| Water supply | \$2,692.84 |
| Other | |

| | |
|------------------------------|---------------|
| Tax rate | \$8.44 |
| Local school tax rate | 6.18 |
| County tax rate | 2.26 |
| Local purpose tax rate | |

TAXES

| | | |
|--|--------------|---------------------|
| Local school tax ... | \$130,000.00 | |
| County taxes | 47,765.32 | |
| Special district taxes | 5,425.00 | |
| Local purpose levy | | \$183,190.32 |
| Total tax levy (tax duplicate) .. | | \$183,190.32 |

Per Capita Total Tax Levy **\$53.24**

| | |
|--|--------------|
| Current | |
| 1952 taxes levied (total) | \$185,950.14 |
| Collected in 1952 | 168,938.54 |
| Per cent of levy collected in 1952 ... | 90.85 |
| Transferred to liens | 185.35 |
| Cancelled, abated or adjusted .. | 265.46 |
| Outstanding December 31, 1952 .. | \$16,560.79 |

| | |
|------------------------------------|-------------|
| All Prior Years Outstanding | |
| Balance January 1, 1952 | \$14,163.34 |
| Collected in 1952 | 13,727.32 |
| Balance December 31, 1952 | \$371.40 |

| | |
|------------------------------------|------------|
| Tax Title Liens Outstanding | |
| Balance January 1, 1952 | \$3,776.57 |
| Redeemed by cash | 154.90 |
| Balance December 31, 1952 | \$79.29 |

| | |
|---|-------------|
| Property Acquired by Deed or Foreclosure | |
| Balance January 1, 1952 | \$13,663.00 |
| Sale for cash | 3,258.00 |
| Balance December 31, 1952 | \$13,555.00 |

CAPITAL DEBT, DECEMBER 31, 1952

| | |
|------------------------------------|---------------------|
| Gross Debt | |
| School debt | \$165,000.00 |
| Self-liquidating debt .. | |
| Other capital debt .. | 24,000.00 |
| TOTAL GROSS DEBT | \$189,000.00 |
| Per Capita Gross Debt | \$54.93 |

| | |
|-------------------------------|--------------------|
| Deductions for | |
| School debt | \$115,527.00 |
| Self-liquidating debt .. | |
| Other capital debt .. | 12,491.00 |
| TOTAL DEDUCTIONS | 128,018.00 |
| NET DEBT | \$60,982.00 |

| | |
|------------------------------------|----------------|
| Average Assessed Valuations | |
| Real Property 1950-1951-1952.. | \$1,925,448.00 |
| Per Cent of Net Debt | 3.16 |

CURRENT FINANCES DECEMBER 31, 1952

| | |
|-------------------------------------|---------------------|
| Cash | \$80,905.75 |
| Taxes receivable | 16,932.19 |
| Tax title liens | 79.29 |
| Foreclosed property | 13,555.00 |
| Accounts receivable | 55.10 |
| State road aid receivable .. | |
| Emergencies and deferred charges .. | |
| TOTAL ASSETS | \$111,527.33 |

| | |
|------------------------|-------------|
| Cash liabilities | \$26,910.56 |
| Reserves | 30,621.58 |
| Surplus revenue | 53,995.19 |

TOTAL LIABILITIES AND SURPLUS **\$111,527.33**

* Includes \$3,025.00 Art. VI School Debt Service.

BUTLER BOROUGH—MORRIS COUNTY

Population Census, 1950—4,050

Land Area 1.8 sq. mi.

Net Valuation Taxable \$3,739,967

| | |
|--|---------------------|
| EXPENDITURES AND REQUIRED PAYMENTS FOR 1952 | |
| General Government | |
| Administrative and executive | \$15,460.00 |
| Assessment and collection of taxes | 4,175.00 |
| Finance Department | |
| Protection to Persons & Property | |
| Fire | 10,250.00 |
| Police | 20,460.00 |
| Other | |
| Streets and Roads | |
| Repairs and maintenance | 28,823.53 |
| Street lighting | 6,000.00 |
| Sanitation | |
| Street cleaning | |
| Garbage and ash removal | 6,000.00 |
| Sewers | 19,578.14 |
| Health and Charities | |
| Health service | 2,550.00 |
| Poor (including relief) | 650.00 |
| Hospitals (aid and maintenance) | |
| Other | |
| Recreation | |
| Beaches and boardwalks | |
| Parks and playgrounds | |
| Other | 1,300.00 |
| Educational (Exclusive of school districts) .. | |
| | 900.00 |
| Unclassified Purposes (Including contingent) | |
| | 3,526.00 |
| SUB-TOTAL—Municipal functions.. | \$119,672.67 |
| Per Capita—Municipal functions ... | |
| | \$29.55 |
| Capital imp'ts and capital imp't fund | \$6,100.00 |
| Debt Service | |
| Principal payments .. | \$42,000.00 |
| Interest payments .. | 9,441.00 |
| Total | 51,441.00 |
| Per Capita Debt Service | |
| | \$12.70 |
| Deferred Charges and Statutory Expenditures | |
| Emergencies | |
| Other deferred chgs. .. | \$6,244.34 |
| Total | 6,244.34 |
| TOTAL—Municipal expenditures ... | \$183,458.01 |
| Required Payments for Local School, County, and Special District Taxes | |
| | 183,079.40 |
| TOTAL EXPENDITURES AND REQUIRED PAYMENTS | \$366,537.41 |
| Reserve for uncollected taxes | \$39,512.26 |
| GRAND TOTAL—Budget | \$406,049.67 |
| RECEIPTS AND REVENUES REALIZED IN 1952 TO MEET EXPENDITURES AND REQUIRED PAYMENTS | |
| Surplus revenue appropriated .. | \$55,558.53 |
| Miscellaneous revenues realized .. | 76,043.32 |
| State aid revenues realized | 3,640.33 |
| Delinquent taxes including | |
| liens—1952 collections .. | 15,151.49 |
| Current taxes—1952 collections.. | 244,954.27 |
| Emergency borrowings | |
| TOTAL RECEIPTS AND REVENUES REALIZED | \$395,347.94 |
| CAPITAL OUTLAY—1952 | |
| Beaches and boardwalks | |
| Buildings and equipment | |
| Parks and playgrounds | |
| Sewers | |
| Streets, roads and bridges | \$18,794.94 |
| Water supply | |
| Other | |

| | |
|---|---------------------|
| Tax rate | \$7.05 |
| Local school tax rate | 3.83 |
| County tax rate | 1.06 |
| Local purpose tax rate | 2.16 |
| TAXES | |
| Local school tax ... | \$143,217.35 |
| County taxes | 39,862.05 |
| Special district taxes | |
| Local purpose levy | \$8,777.74 |
| Total tax levy (tax duplicate) .. | \$263,857.14 |
| Per Capita Total Tax Levy | \$65.15 |
| Current | |
| 1952 taxes levied (total) | \$266,086.93 |
| Collected in 1952 | 244,954.27 |
| Per cent of levy collected in 1952 ... | 92.06 |
| Transferred to liens | 193.88 |
| Cancelled, abated or adjusted ... | 1,381.80 |
| Outstanding December 31, 1952 .. | \$19,556.98 |
| All Prior Years Outstanding | |
| Balance January 1, 1952 | \$21,340.96 |
| Collected in 1952 | 13,270.36 |
| Balance December 31, 1952 | \$8,070.60 |
| Tax Title Liens Outstanding | |
| Balance January 1, 1952 | \$7,142.84 |
| Redeemed by cash | 1,881.13 |
| Balance December 31, 1952 | \$5,455.59 |
| Property Acquired by Deed or Foreclosure | |
| Balance January 1, 1952 | \$500.00 |
| Sale for cash | |
| Balance December 31, 1952 | \$500.00 |
| CAPITAL DEBT, DECEMBER 31, 1952 | |
| Gross Debt | |
| School debt | \$621,000.00 |
| Self-liquidating debt .. | 255,000.00 |
| Other capital debt .. | 111,971.00 |
| TOTAL GROSS DEBT | \$987,971.00 |
| Per Capita Gross Debt | \$243.94 |
| Deductions for | |
| School debt | \$243,077.00 |
| Self-liquidating debt .. | 255,000.00 |
| Other capital debt .. | |
| TOTAL DEDUCTIONS | 498,077.00 |
| NET DEBT | \$489,894.00 |
| Average Assessed Valuations | |
| Real Property 1950-1951-1952.. | \$3,038,463.00 |
| Per Cent of Net Debt | 16.12 |
| CURRENT FINANCES DECEMBER 31, 1952 | |
| Cash | \$73,458.30 |
| Taxes receivable | 27,627.58 |
| Tax title liens | 5,455.59 |
| Foreclosed property | 500.00 |
| Accounts receivable | 1,115.57 |
| State road aid receivable .. | 1,023.85 |
| Emergencies and deferred charges .. | |
| TOTAL ASSETS | \$109,180.89 |
| Cash liabilities | \$8,979.41 |
| Reserves | 34,698.74 |
| Surplus revenue | 65,502.74 |
| TOTAL LIABILITIES AND SURPLUS | \$109,180.89 |

BYRAM TOWNSHIP—SUSSEX COUNTY

Population Census, 1950—761 Land Area 20.6 sq. mi. Net Valuation Taxable \$1,361,882

| | |
|--|--------------------|
| EXPENDITURES AND REQUIRED PAYMENTS FOR 1952 | |
| General Government | |
| Administrative and executive | \$4,716.55 |
| Assessment and collection of taxes | 3,650.00 |
| Finance Department | 450.00 |
| Protection to Persons & Property | |
| Fire | 1,450.00 |
| Police | 1,314.10 |
| Other | |
| Streets and Roads | |
| Repairs and maintenance | 15,200.00 |
| Street lighting | 1,203.20 |
| Sanitation | |
| Street cleaning | |
| Garbage and ash removal | |
| Sewers | |
| Health and Charities | |
| Health service | 116.15 |
| Poor (including relief) | 320.00 |
| Hospitals (aid and maintenance) | 200.00 |
| Other | 350.00 |
| Recreation | |
| Beaches and boardwalks | |
| Parks and playgrounds | |
| Other | |
| Educational | |
| (Exclusive of school districts) .. | |
| Unclassified Purposes | |
| (Including contingent) | |
| SUB-TOTAL—Municipal functions.. | \$28,970.00 |

| | |
|--|------------------|
| Per Capita—Municipal functions ... | \$38.07 |
| Capital imp'ts and capital imp't fund | \$4,200.00 |
| Debt Service | |
| Principal payments .. | |
| Interest payments .. | |
| Total | |
| Per Capita Debt Service | |
| Deferred Charges and Statutory Expenditures | |
| Emergences | \$3,000.00 |
| Other deferred chgs. | 7,160.49 |
| Total | 10,160.49 |

TOTAL—Municipal expenditures ... **\$43,330.49**

Required Payments for Local School, County, and Special District Taxes **63,418.05**

TOTAL EXPENDITURES AND REQUIRED PAYMENTS **\$106,748.54**

Reserve for uncollected taxes

GRAND TOTAL—Budget **\$122,185.54**

RECEIPTS AND REVENUES REALIZED IN 1952 TO MEET EXPENDITURES AND REQUIRED PAYMENTS

| | |
|------------------------------------|-------------|
| Surplus revenue appropriated .. | \$14,000.00 |
| Miscellaneous revenues realized .. | 15,950.55 |
| State aid revenues realized | 4,887.20 |
| Delinquent taxes including | |
| liens—1952 collections | 10,393.49 |
| Current taxes—1952 collections .. | 66,918.93 |
| Emergency borrowings | |

TOTAL RECEIPTS AND REVENUES REALIZED **\$112,150.17**

CAPITAL OUTLAY—1952

| | |
|----------------------------------|-------|
| Beaches and boardwalks | |
| Buildings and equipment | |
| Parks and playgrounds | |
| Sewers | |
| Streets, roads and bridges | |
| Water supply | |
| Other | |

| | |
|------------------------------|---------------|
| Tax rate | \$5.84 |
| Local school tax rate | 2.61 |
| County tax rate | 2.04 |
| Local purpose tax rate | 1.19 |

TAXES

| | | |
|--|--------------|--------------------|
| Local school tax ... | \$35,603.49 | |
| County taxes | 27,814.56 | |
| Special district taxes | | |
| Local purpose levy | | \$63,418.05 |
| Total tax levy (tax duplicate) .. | | \$79,475.95 |

Per Capita Total Tax Levy **\$104.44**

| | |
|--|-------------|
| Current | |
| 1952 taxes levied (total) | \$79,649.64 |
| Collected in 1952 | 66,918.93 |
| Per cent of levy collected in 1952 ... | 84.01 |
| Transferred to liens | |
| Cancelled, abated or adjusted | 820.51 |
| Outstanding December 31, 1952 .. | \$11,910.20 |

| | |
|------------------------------------|-------------|
| All Prior Years Outstanding | |
| Balance January 1, 1952 | \$10,221.66 |
| Collected in 1952 | 9,841.26 |
| Balance December 31, 1952 | \$218.40 |

| | |
|------------------------------------|------------|
| Tax Title Liens Outstanding | |
| Balance January 1, 1952 | \$4,415.35 |
| Redeemed by cash | 552.23 |
| Balance December 31, 1952 | \$3,863.12 |

| | |
|---|------------|
| Property Acquired by Deed or Foreclosure | |
| Balance January 1, 1952 | \$1,900.00 |
| Sale for cash | 4,890.36 |
| Balance December 31, 1952 | |

CAPITAL DEBT, DECEMBER 31, 1952

| | |
|-----------------------------|--------------|
| Gross Debt | |
| School debt | \$131,400.00 |
| Self-liquidating debt | |
| Other capital debt .. | 700.00 |

TOTAL GROSS DEBT **\$132,100.00**

Per Capita Gross Debt **\$173.50**

| | |
|-----------------------------|-------------|
| Deductions for | |
| School debt | \$74,172.00 |
| Self-liquidating debt | |
| Other capital debt .. | |

TOTAL DEDUCTIONS **74,172.00**

NET DEBT **\$57,928.00**

| | |
|------------------------------------|----------------|
| Average Assessed Valuations | |
| Real Property 1950-1951-1952.. | \$1,236,195.00 |
| Per Cent of Net Debt | 4.68 |

CURRENT FINANCES DECEMBER 31, 1952

| | |
|-------------------------------------|-------------|
| Cash | \$46,622.04 |
| Taxes receivable | 12,128.60 |
| Tax title liens | 3,863.12 |
| Foreclosed property | |
| Accounts receivable | 229.75 |
| State road aid receivable | 2,579.70 |
| Emergencies and deferred charges .. | 700.00 |

TOTAL ASSETS **\$66,123.21**

| | |
|------------------------|------------|
| Cash liabilities | \$5,321.73 |
| Reserves | 16,221.47 |
| Surplus revenue | 44,580.01 |

TOTAL LIABILITIES AND SURPLUS **\$66,123.21**

CALDWELL BOROUGH—ESSEX COUNTY

Population Census, 1950—6,270

Land Area 1.02 sq. mi.

Net Valuation Taxable \$12,017,145

EXPENDITURES AND REQUIRED PAYMENTS FOR 1952

| | |
|--|---------------------|
| General Government | |
| Administrative and executive | \$39,733.53 |
| Assessment and collection of taxes | 9,084.73 |
| Finance Department | 3,998.37 |
| Protection to Persons & Property | |
| Fire | 9,962.59 |
| Police | 83,205.35 |
| Other | |
| Streets and Roads | |
| Repairs and maintenance | 40,484.63 |
| Street lighting | 9,752.87 |
| Sanitation | |
| Street cleaning | |
| Garbage and ash removal | 26,872.95 |
| Sewers | 13,451.63 |
| Health and Charities | |
| Health service | 13,100.00 |
| Poor (including relief) | 6,443.66 |
| Hospitals (aid and maintenance) | |
| Other | |
| Recreation | |
| Beaches and boardwalks | |
| Parks and playgrounds | |
| Other | 7,860.00 |
| Educational | |
| (Exclusive of school districts) .. | 17,835.47 |
| Unclassified Purposes | |
| (Including contingent) | 16,102.51 |
| SUB-TOTAL—Municipal functions.. | \$297,888.29 |
| Per Capita—Municipal functions | |
| Capital imp'ts and capital imp't fund | \$47.51 |
| Debt Service | |
| Principal payments .. | \$13,000.00 |
| Interest payments .. | 3,317.50 |
| Total | 16,317.50 |
| Per Capita Debt Service | |
| | \$2.60 |
| Deferred Charges and Statutory Expenditures | |
| Emergencies | |
| Other deferred chgs. .. | \$17,464.79 |
| Total | 17,464.79 |
| TOTAL—Municipal expenditures ... | \$346,670.58 |
| Required Payments for Local School, County, and Special District Taxes | |
| | 449,805.20 |
| TOTAL EXPENDITURES AND REQUIRED PAYMENTS | \$796,475.78 |
| Reserve for uncollected taxes | \$39,905.78 |
| GRAND TOTAL—Budget | \$836,381.56 |
| RECEIPTS AND REVENUES REALIZED IN 1952 TO MEET EXPENDITURES AND REQUIRED PAYMENTS | |
| Surplus revenue appropriated .. | \$40,000.00 |
| Miscellaneous revenues realized .. | 111,022.59 |
| State aid revenues realized | 3,950.00 |
| Delinquent taxes including | |
| liens—1952 collections | 23,753.20 |
| current taxes—1952 collections.. | 623,019.38 |
| Emergency borrowings | |
| TOTAL RECEIPTS AND REVENUES REALIZED | \$801,745.17 |

CAPITAL OUTLAY—1952

| | |
|----------------------------------|------------|
| Beaches and boardwalks | |
| Buildings and equipment | \$6,357.72 |
| Parks and playgrounds | |
| Sewers | |
| Streets, roads and bridges | 13,010.95 |
| Water supply | |
| Other | 12,495.06 |

| | |
|------------------------------|---------------|
| Tax rate | \$5.62 |
| Local school tax rate | 2.70 |
| County tax rate | 1.04 |
| Local purpose tax rate | 1.88 |

TAXES

| | | |
|--|--------------|---------------------|
| Local school tax ... | \$324,383.10 | |
| County taxes | 125,422.10 | |
| Special district taxes | | |
| | | \$449,805.20 |
| Local purpose levy | | 226,499.74 |
| Total tax levy (tax duplicate) .. | | \$676,304.94 |
| Per Capita Total Tax Levy | | |
| | | \$107.56 |

| | |
|--|--------------|
| Current | |
| 1952 taxes levied (total) | \$682,941.73 |
| Collected in 1952 | 623,019.38 |
| Per cent of levy collected in 1952 ... | 91.22 |
| Transferred to liens | 168.60 |
| Cancelled, abated or adjusted .. | 33,641.94 |
| Outstanding December 31, 1952 .. | \$26,111.81 |

| | |
|------------------------------------|-------------|
| All Prior Years Outstanding | |
| Balance January 1, 1952 | \$23,977.48 |
| Collected in 1952 | 23,753.20 |
| Balance December 31, 1952 | |

| | |
|------------------------------------|------------|
| Tax Title Liens Outstanding | |
| Balance January 1, 1952 | \$1,291.89 |
| Redeemed by cash | |
| Balance December 31, 1952 | \$1,460.49 |

| | |
|---|------------|
| Property Acquired by Deed or Foreclosure | |
| Balance January 1, 1952 | \$6,400.00 |
| Sale for cash | |
| Balance December 31, 1952 | \$6,400.00 |

CAPITAL DEBT, DECEMBER 31, 1952

| | |
|-------------------------------|---------------------|
| Gross Debt | |
| School debt | \$577,237.00 |
| Self-liquidating debt. | 9,000.00 |
| Other capital debt .. | 103,175.00 |
| TOTAL GROSS DEBT | \$689,412.00 |

| | |
|------------------------------------|-----------------|
| Per Capita Gross Debt | \$109.95 |
|------------------------------------|-----------------|

| | |
|-------------------------------|-------------------|
| Deductions for | |
| School debt | \$577,237.00 |
| Self-liquidating debt. | |
| Other capital debt .. | |
| TOTAL DEDUCTIONS | 577,237.00 |

NET DEBT **\$112,175.00**

| | |
|------------------------------------|-----------------|
| Average Assessed Valuations | |
| Real Property 1950-1951-1952.. | \$10,124,245.00 |
| Per Cent of Net Debt | 1.10 |

CURRENT FINANCES DECEMBER 31, 1952

| | |
|-------------------------------------|--------------------|
| Cash | \$39,419.22 |
| Taxes receivable | 26,111.81 |
| Tax title liens | 1,460.49 |
| Foreclosed property | 6,400.00 |
| Accounts receivable | 15,982.78 |
| State road aid receivable | |
| Emergencies and deferred charges .. | |
| TOTAL ASSETS | \$89,374.30 |

| | |
|--|--------------------|
| Cash liabilities | \$11,882.40 |
| Reserves | 49,955.08 |
| Surplus revenue | 27,536.82 |
| TOTAL LIABILITIES AND SURPLUS | \$89,374.30 |

CALDWELL TOWNSHIP—ESSEX COUNTY

Population Census, 1950—1,906

Land Area 10.4 sq. mi.

Net Valuation Taxable \$7,626,230

| | |
|--|--------------------|
| EXPENDITURES AND REQUIRED PAYMENTS FOR 1952 | |
| General Government | |
| Administrative and executive | \$23,787.00 |
| Assessment and collection of taxes | 8,150.00 |
| Finance Department | 725.00 |
| Protection to Persons & Property | |
| Fire | 3,550.00 |
| Police | 33,645.19 |
| Other | |
| Streets and Roads | |
| Repairs and maintenance | 15,500.00 |
| Street lighting | 750.00 |
| Sanitation | |
| Street cleaning | |
| Garbage and ash removal | |
| Sewers | |
| Health and Charities | |
| Health service | 1,000.00 |
| Poor (including relief) | 800.00 |
| Hospitals (aid and maintenance) | |
| Other | |
| Recreation | |
| Beaches and boardwalks | |
| Parks and playgrounds | |
| Other | 200.00 |
| Educational | |
| (Exclusive of school districts) .. | |
| Unclassified Purposes | |
| (Including contingent) | 2,300.00 |
| SUB-TOTAL—Municipal functions.. | \$90,407.19 |

| | |
|--|---------------------|
| Per Capita—Municipal functions | \$47.43 |
| Capital imp'ts and capital imp't fund | \$13,000.00 |
| Debt Service | |
| Principal payments .. | \$2,000.00 |
| Interest payments .. | 40.00 |
| Total | 2,040.00 |
| Per Capita Debt Service | |
| | \$1.07 |
| Deferred Charges and Statutory Expenditures | |
| Emergencies | |
| Other deferred chgs. | \$7,924.25 |
| Total | 7,924.25 |
| TOTAL—Municipal expenditures ... | \$113,371.44 |

| | |
|---|---------------------|
| Required Payments for Local School, County, and Special District Taxes | 189,260.47 |
| TOTAL EXPENDITURES AND REQUIRED PAYMENTS | \$302,631.91 |
| Reserve for uncollected taxes | \$26,996.85 |
| GRAND TOTAL—Budget | \$329,628.76 |

| | |
|--|---------------------|
| RECEIPTS AND REVENUES REALIZED IN 1952 TO MEET EXPENDITURES AND REQUIRED PAYMENTS | |
| Surplus revenue appropriated .. | \$21,129.88 |
| Miscellaneous revenues realized .. | 30,622.26 |
| State aid revenues realized | 6,808.00 |
| Delinquent taxes including | |
| Liens—1952 collections .. | 5,386.54 |
| Current taxes—1952 collections .. | 265,096.40 |
| Emergency borrowings | |
| TOTAL RECEIPTS AND REVENUES REALIZED | \$329,043.08 |

| | |
|----------------------------------|-------------|
| CAPITAL OUTLAY—1952 | |
| Beaches and boardwalks | |
| Buildings and equipment | \$13,782.60 |
| Parks and playgrounds | |
| Sewers | |
| Streets, roads and bridges | |
| Water supply | |
| Other | |

| | |
|--|---------------------|
| Tax rate | \$3.54 |
| Local school tax rate | 1.44 |
| County tax rate | 1.04 |
| Local purpose tax rate | 1.06 |
| TAXES | |
| Local school tax ... | \$109,642.91 |
| County taxes | 79,617.56 |
| Special district taxes | |
| Local purpose levy | \$189,260.47 |
| | 80,170.41 |
| Total tax levy (tax duplicate) .. | \$269,430.88 |
| Per Capita Total Tax Levy | |
| | \$141.36 |

| | |
|---------------------------------------|--------------|
| Current | |
| 1952 taxes levied (total) | \$271,472.53 |
| Collected in 1952 | 265,096.40 |
| Per cent of levy collected in 1952 .. | 97.65 |
| Transferred to liens | \$79.41 |
| Cancelled, abated or adjusted .. | 132.75 |
| Outstanding December 31, 1952 .. | \$5,363.97 |
| All Prior Years Outstanding | |
| Balance January 1, 1952 | \$5,293.51 |
| Collected in 1952 | 5,176.89 |
| Balance December 31, 1952 | \$67.37 |

| | |
|---|-------------|
| Tax Title Liens Outstanding | |
| Balance January 1, 1952 | \$24,189.71 |
| Redeemed by cash | 209.65 |
| Balance December 31, 1952 | \$24,859.47 |
| Property Acquired by Deed or Foreclosure | |
| Balance January 1, 1952 | \$10,160.00 |
| Sale for cash | |
| Balance December 31, 1952 | \$10,160.00 |

| | |
|--|---------------------|
| CAPITAL DEBT, DECEMBER 31, 1952 | |
| Gross Debt | |
| School debt | \$284,000.00 |
| Self-liquidating debt | |
| Other capital debt .. | |
| TOTAL GROSS DEBT | \$284,000.00 |
| Per Capita Gross Debt | \$149.00 |
| Deductions for | |
| School debt | \$284,000.00 |
| Self-liquidating debt .. | |
| Other capital debt .. | |
| TOTAL DEDUCTIONS | 284,000.00 |
| NET DEBT | |

| | |
|------------------------------------|----------------|
| Average Assessed Valuations | |
| Real Property 1950-1951-1952 .. | \$4,802,333.00 |
| Per Cent of Net Debt | |

| | |
|--|---------------------|
| CURRENT FINANCES DECEMBER 31, 1952 | |
| Cash | \$115,802.87 |
| Taxes receivable | 5,431.34 |
| Tax title liens | 24,859.47 |
| Foreclosed property | 10,160.00 |
| Accounts receivable | |
| State road aid receivable | |
| Emergencies and deferred charges .. | |
| TOTAL ASSETS | \$156,253.68 |
| Cash liabilities | \$58,286.03 |
| Reserves | 40,450.81 |
| Surplus revenue | 57,516.84 |
| TOTAL LIABILITIES AND SURPLUS | \$156,253.68 |

CALIFON BOROUGH—HUNTERDON COUNTY

Population Census, 1950—623

Land Area 0.9 sq. mi.

Net Valuation Taxable \$495,781

EXPENDITURES AND REQUIRED PAYMENTS FOR 1952

| | |
|---|--------------------|
| General Government | |
| Administrative and executive | \$856.00 |
| Assessment and collection of taxes | 550.00 |
| Finance Department | |
| Protection to Persons & Property | |
| Fire | 1,250.00 |
| Police | 140.00 |
| Other | |
| Streets and Roads | |
| Repairs and maintenance | 7,200.00 |
| Street lighting | 1,280.00 |
| Sanitation | |
| Street cleaning | |
| Garbage and ash removal | 200.00 |
| Sewers | |
| Health and Charities | |
| Health service | 60.00 |
| Poor (including relief) | 100.00 |
| Hospitals (aid and maintenance) | |
| Other | |
| Recreation | |
| Beaches and boardwalks | |
| Parks and playgrounds | |
| Other | |
| Educational | |
| (Exclusive of school districts) .. | |
| Unclassified Purposes | |
| (Including contingent) | 65.00 |
| SUB-TOTAL—Municipal functions.. | \$11,701.00 |

| | |
|---|---------------|
| Per Capita—Municipal functions ... | |
| Capital imp'ts and capital imp't fund | \$250.00 |
| Debt Service | |
| Principal payments | |
| Interest payments .. | \$10.00 |
| Total | 10.00 |
| Per Capita Debt Service | |
| | \$0.02 |

| | |
|--|--------------------|
| Deferred Charges and Statutory Expenditures | |
| Emergencies | |
| Other deferred chgs. | \$1,236.74 |
| Total | 1,236.74 |
| TOTAL—Municipal expenditures ... | \$13,197.74 |

| | |
|---|--------------------|
| Required Payments for Local School, County, and Special District Taxes | |
| | 22,162.57 |
| TOTAL EXPENDITURES AND REQUIRED PAYMENTS | \$35,360.31 |
| Reserve for uncollected taxes | \$5,274.44 |
| GRAND TOTAL—Budget | \$40,634.75 |

| | |
|--|--------------------|
| RECEIPTS AND REVENUES REALIZED IN 1952 TO MEET EXPENDITURES AND REQUIRED PAYMENTS | |
| Surplus revenue appropriated .. | \$3,000.00 |
| Miscellaneous revenues realized .. | 1,791.04 |
| State aid revenues realized | 1,011.00 |
| Delinquent taxes including | |
| Liens—1952 collections | 4,806.02 |
| Current taxes—1952 collections.. | 25,369.85 |
| Emergency borrowings | |
| TOTAL RECEIPTS AND REVENUES REALIZED | \$35,977.91 |

| | |
|----------------------------------|-------|
| CAPITAL OUTLAY—1952 | |
| Beaches and boardwalks | |
| Buildings and equipment | |
| Parks and playgrounds | |
| Sewers | |
| Streets, roads and bridges | |
| Water supply | |
| Other | |

| | |
|------------------------------|---------------|
| Tax rate | \$5.80 |
| Local school tax rate | 3.47 |
| County tax rate | 1.00 |
| Local purpose tax rate | 1.42 |

| | |
|--|--------------------|
| TAXES | |
| Local school tax ... | \$17,201.86 |
| County taxes | 4,960.71 |
| Special district taxes | |
| Local purpose levy | \$22,162.57 |
| | 7,822.18 |
| Total tax levy (tax duplicate) .. | \$29,984.75 |
| Per Capita Total Tax Levy | |
| | \$48.13 |
| Current | |
| 1952 taxes levied (total) | \$30,121.17 |
| Collected in 1952 | 25,369.85 |
| Per cent of levy collected in 1952 .. | 84.22 |
| Transferred to liens | |
| Cancelled, abated or adjusted | 188.52 |
| Outstanding December 31, 1952 .. | \$4,562.80 |

| | |
|------------------------------------|------------|
| All Prior Years Outstanding | |
| Balance January 1, 1952 | \$7,519.06 |
| Collected in 1952 | 4,806.02 |
| Balance December 31, 1952 | \$2,713.04 |

| | |
|------------------------------------|-------|
| Tax Title Liens Outstanding | |
| Balance January 1, 1952 | |
| Redeemed by cash | |
| Balance December 31, 1952 | |

| | |
|---|-------|
| Property Acquired by Deed or Foreclosure | |
| Balance January 1, 1952 | |
| Sale for cash | |
| Balance December 31, 1952 | |

CAPITAL DEBT, DECEMBER 31, 1952

| | |
|------------------------------------|--------------------|
| Gross Debt | |
| School debt | \$29,542.00 |
| Self-liquidating debt | |
| Other capital debt .. | |
| TOTAL GROSS DEBT | \$29,542.00 |
| Per Capita Gross Debt | \$47.42 |

| | |
|-------------------------------|------------------|
| Deductions for | |
| School debt | \$29,542.00 |
| Self-liquidating debt | |
| Other capital debt .. | |
| TOTAL DEDUCTIONS | 29,542.00 |
| NET DEBT | |

| | |
|------------------------------------|--------------|
| Average Assessed Valuations | |
| Real Property 1950-1951-1952 .. | \$396,956.00 |
| Per Cent of Net Debt | |

CURRENT FINANCES DECEMBER 31, 1952

| | |
|-------------------------------------|--------------------|
| Cash | \$11,942.32 |
| Taxes receivable | 7,275.84 |
| Tax title liens | |
| Forclosed property | |
| Accounts receivable | 65.50 |
| State road aid receivable | 3,000.00 |
| Emergencies and deferred charges .. | .14 |
| TOTAL ASSETS | \$22,283.80 |

| | |
|--|--------------------|
| Cash liabilities | \$2,862.71 |
| Reserves | \$7,341.34 |
| Surplus revenue | 12,079.75 |
| TOTAL LIABILITIES AND SURPLUS | \$22,283.80 |

CAMDEN CITY—CAMDEN COUNTY

Population Census, 1950—124,555

Land Area 8.7 sq. mi.

Net Valuation Taxable \$145,970,332

EXPENDITURES AND REQUIRED PAYMENTS FOR 1952

| | |
|---|-----------------------|
| General Government | |
| Administrative and executive | \$533,947.41 |
| Assessment and collection of taxes | 155,231.71 |
| Finance Department | 68,021.17 |
| Protection to Persons & Property | |
| Fire | 819,952.40 |
| Police | 1,011,057.44 |
| Other | 218,078.23 |
| Streets and Roads | |
| Repairs and maintenance | 783,624.79 |
| Street lighting | 141,553.97 |
| Sanitation | |
| Street cleaning | |
| Garbage and ash removal | |
| Sewers | |
| Health and Charities | |
| Health service | 123,013.49 |
| Poor (including relief) | 168,218.14 |
| Hospitals (aid and maintenance) .. | 282,970.42 |
| Other | 12,618.64 |
| Recreation | |
| Beaches and boardwalks | |
| Parks and playgrounds | 135,745.49 |
| Other | |
| Educational | |
| (Exclusive of school districts) .. | 87,940.00 |
| Unclassified Purposes | |
| (Including contingent) | 406,358.02 |
| SUB-TOTAL—Municipal functions. | \$4,948,331.32 |

| | |
|---|------------------------|
| Per Capita—Municipal functions | \$39.73 |
| Capital imp'ts and capital imp't fund | |
| Debt Service | |
| Principal payments . | \$804,000.00 |
| Interest payments .. | 608,447.61 |
| Total | *\$1,412,447.61 |

| | |
|--|-------------------|
| Per Capita Debt Service | \$11.34 |
| Deferred Charges and Statutory Expenditures | |
| Emergencies | \$94,873.47 |
| Other deferred chgs. | 206,762.55 |
| Total | 301,636.02 |

| | |
|---|-----------------------|
| TOTAL—Municipal expenditures ... | \$6,662,414.95 |
| Required Payments for Local School, County, and Special District Taxes | 5,025,721.66 |

| | |
|---|------------------------|
| TOTAL EXPENDITURES AND REQUIRED PAYMENTS | \$11,688,136.61 |
| Reserve for uncollected taxes | \$629,307.45 |
| GRAND TOTAL—Budget | \$12,317,444.06 |

| | |
|--|------------------------|
| RECEIPTS AND REVENUES REALIZED IN 1952 TO MEET EXPENDITURES AND REQUIRED PAYMENTS | |
| Surplus revenue appropriated .. | \$1,040,922.10 |
| Miscellaneous revenues realized. | 2,311,891.36 |
| State aid revenues realized | 68,987.00 |
| Delinquent taxes including liens—1952 collections | 388,238.31 |
| Current taxes—1952 collections.. | 8,822,336.68 |
| Emergency borrowings | |
| TOTAL RECEIPTS AND REVENUES REALIZED | \$12,632,375.45 |

CAPITAL OUTLAY—1952

| | |
|----------------------------------|--------------|
| Beaches and boardwalks | |
| Buildings and equipment | \$352,639.03 |
| Parks and playgrounds | |
| Sewers | 1,787,079.77 |
| Streets, roads and bridges | 104,541.86 |
| Water supply | 8,400.00 |
| Other | |

* Includes \$206,353.61 Art. VI School Debt Service.

| | |
|-----------------------------|---------------|
| Tax rate | \$6.32 |
| Local school tax rate | 1.86 |
| County tax rate | 1.59 |
| Local purpose tax rate | 2.87 |

TAXES

| | | |
|--|----------------|-----------------------|
| Local school tax ... | \$2,709,213.50 | |
| County taxes | 2,316,508.16 | |
| Special district taxes | | |
| Local purpose levy | | \$5,025,721.66 |
| Total tax levy (tax duplicate) .. | | \$9,227,627.25 |

| | |
|--|----------------|
| Per Capita Total Tax Levy | \$74.08 |
|--|----------------|

| | |
|--|----------------|
| Current | |
| 1952 taxes levied (total) | \$9,406,684.30 |
| Collected in 1952 | 8,822,336.68 |
| Per cent of levy collected in 1952 ... | 93.79 |
| Transferred to liens | 31,192.91 |
| Cancelled, abated or adjusted ... | 152,446.79 |
| Outstanding December 31, 1952 .. | \$400,707.92 |

| | |
|------------------------------------|--------------|
| All Prior Years Outstanding | |
| Balance January 1, 1952 | \$516,842.22 |
| Collected in 1952 | 363,459.65 |
| Balance December 31, 1952 | \$129,714.37 |

| | |
|------------------------------------|--------------|
| Tax Title Liens Outstanding | |
| Balance January 1, 1952 | \$736,584.47 |
| Redeemed by cash | 24,778.66 |
| Balance December 31, 1952 | \$545,572.56 |

| | |
|---|----------------|
| Property Acquired by Deed or Foreclosure | |
| Balance January 1, 1952 | \$1,857,850.00 |
| Sale for cash | 95,658.00 |
| Balance December 31, 1952 | \$1,894,210.00 |

CAPITAL DEBT, DECEMBER 31, 1952

| | |
|------------------------------------|------------------------|
| Gross Debt | |
| School debt | \$1,754,000.00 |
| Self-liquidating debt. | 12,412,000.00 |
| Other capital debt .. | 14,064,416.00 |
| TOTAL GROSS DEBT | \$28,230,416.00 |
| Per Capita Gross Debt | \$226.65 |

| | |
|-------------------------------|------------------------|
| Deductions for | |
| School debt | \$1,754,000.00 |
| Self-liquidating debt. | 12,412,000.00 |
| Other capital debt .. | |
| TOTAL DEDUCTIONS | 14,166,000.00 |
| NET DEBT | \$14,064,416.00 |

| | |
|------------------------------------|------------------|
| Average Assessed Valuations | |
| Real Property 1950-1951-1952 .. | \$123,247,406.00 |
| Per Cent of Net Debt | 11.41 |

CURRENT FINANCES DECEMBER 31, 1952

| | |
|-------------------------------------|-----------------------|
| Cash | \$1,434,482.68 |
| Taxes receivable | 530,422.29 |
| Tax title liens | 545,572.56 |
| Foreclosed property | 1,894,210.00 |
| Accounts receivable | |
| State road aid receivable | 88,035.63 |
| Emergencies and deferred charges .. | 78,074.50 |
| TOTAL ASSETS | \$4,570,797.66 |

| | |
|------------------------|--------------|
| Cash liabilities | \$230,715.51 |
| Reserves | 2,970,204.85 |
| Surplus revenue | 1,369,877.30 |

| | |
|--|-----------------------|
| TOTAL LIABILITIES AND SURPLUS | \$4,570,797.66 |
|--|-----------------------|

CAPE MAY CITY—CAPE MAY COUNTY

Population Census, 1950—3,607

Land Area 2.5 sq. mi.

Net Valuation Taxable \$6,033,545

| | |
|--|---------------------|
| EXPENDITURES AND REQUIRED PAYMENTS FOR 1952 | |
| General Government | |
| Administrative and executive | \$55,169.38 |
| Assessment and collection of taxes | 17,788.21 |
| Finance Department | |
| Protection to Persons & Property | |
| Fire | 33,393.06 |
| Police | 56,010.63 |
| Other | 1,800.00 |
| Streets and Roads | |
| Repairs and maintenance | 39,622.13 |
| Street lighting | 11,606.82 |
| Sanitation | |
| Street cleaning | |
| Garbage and ash removal | |
| Sewers | 26,393.42 |
| Health and Charities | |
| Health service | 5,563.05 |
| Poor (including relief) | 1,339.94 |
| Hospitals (aid and maintenance) .. | |
| Other | |
| Recreation | |
| Beaches and boardwalks | 32,309.09 |
| Parks and playgrounds | 1,200.00 |
| Other | 9,165.00 |
| Educational | |
| (Exclusive of school districts) .. | 420.00 |
| Unclassified Purposes | |
| (Including contingent) | 830.00 |
| SUB-TOTAL—Municipal functions.. | \$292,610.73 |
| Per Capita—Municipal functions | |
| Capital imp'ts and capital imp't fund | \$81.12 |
| Debt Service | \$65,700.00 |
| Principal payments . | \$85,500.00 |
| Interest payments .. | 55,060.00 |
| Total | *140,560.00 |
| Per Capita Debt Service | |
| | \$38.97 |
| Deferred Charges and Statutory Expenditures | |
| Emergencies | \$13,600.00 |
| Other deferred chgs. | 9,711.15 |
| Total | 23,311.15 |
| TOTAL—Municipal expenditures ... | \$522,181.88 |
| Required Payments for Local School, County, and Special District Taxes | |
| | 155,256.68 |
| TOTAL EXPENDITURES AND REQUIRED PAYMENTS | \$677,438.56 |
| Reserve for uncollected taxes | \$83,835.19 |
| GRAND TOTAL—Budget | \$761,273.75 |
| RECEIPTS AND REVENUES REALIZED IN 1952 TO MEET EXPENDITURES AND REQUIRED PAYMENTS | |
| Surplus revenue appropriated .. | \$39,500.00 |
| Miscellaneous revenues realized. | 79,106.89 |
| State aid revenues realized | 23,398.00 |
| Delinquent taxes including | |
| Liens—1952 collections | 48,530.18 |
| Current taxes—1952 collections.. | 460,483.12 |
| Emergency borrowings | |
| TOTAL RECEIPTS AND REVENUES REALIZED | \$651,018.19 |

CAPITAL OUTLAY—1952

| | |
|----------------------------------|-------------|
| Beaches and boardwalks | \$12,571.38 |
| Buildings and equipment | 24,771.50 |
| Parks and playgrounds | |
| Sewers | |
| Streets, roads and bridges | |
| Water supply | |
| Other | |

* Includes \$4,952 Art. VI School Debt Service.

| | |
|---|---------------------|
| Tax rate | \$8.61 |
| Local school tax rate | 1.31 |
| County tax rate | 1.26 |
| Local purpose tax rate | 6.04 |
| TAXES | |
| Local school tax ... | \$79,000.00 |
| County taxes | 76,256.68 |
| Special district taxes | |
| Local purpose levy | \$155,256.68 |
| | 364,015.00 |
| Total tax levy (tax duplicate) .. | \$519,271.68 |
| Per Capita Total Tax Levy | |
| | \$143.96 |
| Current | |
| 1952 taxes levied (total) | \$522,702.40 |
| Collected in 1952 | 460,483.12 |
| Per cent of levy collected in 1952 ... | 88.09 |
| Transferred to liens | 25,942.99 |
| Cancelled, abated or adjusted .. | 3,752.12 |
| Outstanding December 31, 1952 .. | \$32,524.17 |
| All Prior Years Outstanding | |
| Balance January 1, 1952 | \$46,396.78 |
| Collected in 1952 | 43,272.99 |
| Balance December 31, 1952 | \$207.16 |
| Tax Title Liens Outstanding | |
| Balance January 1, 1952 | \$649,236.51 |
| Redeemed by cash | 5,257.19 |
| Balance December 31, 1952 | \$527,851.10 |
| Property Acquired by Deed or Foreclosure | |
| Balance January 1, 1952 | \$192,392.84 |
| Sale for cash | 6,047.19 |
| Balance December 31, 1952 | \$212,102.15 |

CAPITAL DEBT, DECEMBER 31, 1952

| | |
|------------------------------------|-----------------------|
| Gross Debt | |
| School debt | \$28,000.00 |
| Self-liquidating debt. | 34,000.00 |
| Other capital debt .. | 1,410,200.00 |
| TOTAL GROSS DEBT | \$1,472,200.00 |
| Per Capita Gross Debt | |
| | \$408.15 |
| Deductions for | |
| School debt | \$28,000.00 |
| Self-liquidating debt. | 34,000.00 |
| Other capital debt .. | 7,625.00 |
| TOTAL DEDUCTIONS | 69,625.00 |
| NET DEBT | \$1,402,575.00 |
| Average Assessed Valuations | |
| Real Property 1950-1951-1952.. | \$5,484,911.00 |
| Per Cent of Net Debt | 25.57 |

CURRENT FINANCES DECEMBER 31, 1952

| | |
|--|---------------------|
| Cash | \$134,985.66 |
| Taxes receivable | 32,731.33 |
| Tax title liens | 527,851.10 |
| Foreclosed property | 212,102.15 |
| Accounts receivable | |
| State road aid receivable | 7,893.43 |
| Emergencies and deferred charges .. | 78,265.13 |
| TOTAL ASSETS | \$993,828.80 |
| Cash liabilities | \$42,659.21 |
| Reserves | 772,684.58 |
| Surplus revenue | 178,485.01 |
| TOTAL LIABILITIES AND SURPLUS | \$993,828.80 |

CAPE MAY POINT BOROUGH—CAPE MAY COUNTY

Population Census, 1950—198

Land Area 0.3 sq. mi.

Net Valuation Taxable \$403,327

| | |
|--|--------------------|
| EXPENDITURES AND REQUIRED PAYMENTS FOR 1952 | |
| General Government | |
| Administrative and executive | \$4,301.05 |
| Assessment and collection of taxes | 4,921.75 |
| Finance Department | |
| Protection to Persons & Property | |
| Fire | 360.00 |
| Police | 396.29 |
| Other | |
| Streets and Roads | |
| Repairs and maintenance | 4,540.00 |
| Street lighting | 1,635.00 |
| Sanitation | |
| Street cleaning | |
| Garbage and ash removal | 900.00 |
| Sewers | 9,037.02 |
| Health and Charities | |
| Health service | 25.00 |
| Poor (including relief) | 43.89 |
| Hospitals (aid and maintenance) .. | |
| Other | 700.00 |
| Recreation | |
| Beaches and boardwalks | |
| Parks and playgrounds | |
| Other | |
| Educational | |
| (Exclusive of school districts) .. | |
| Unclassified Purposes | |
| (Including contingent) | 25.00 |
| SUB-TOTAL—Municipal functions.. | \$26,885.00 |
| Per Capita—Municipal functions ... | \$135.78 |
| Capital imp'ts and capital imp't fund | \$2,222.22 |
| Debt Service | |
| Principal payments . | \$4,000.00 |
| Interest payments .. | 1,080.00 |
| Total | 5,080.00 |
| Per Capita Debt Service | \$25.66 |
| Deferred Charges and Statutory Expenditures | |
| Emergencies | \$1,500.00 |
| Other deferred chgs. | 419.25 |
| Total | 1,919.25 |
| TOTAL—Municipal expenditures ... | \$36,106.47 |
| Required Payments for Local School, County, and Special District Taxes | |
| | 8,036.66 |
| TOTAL EXPENDITURES AND REQUIRED PAYMENTS | \$44,143.13 |
| Reserve for uncollected taxes | \$6,018.25 |
| GRAND TOTAL—Budget | \$50,161.38 |
| RECEIPTS AND REVENUES REALIZED IN 1952 TO MEET EXPENDITURES AND REQUIRED PAYMENTS | |
| Surplus revenue appropriated .. | \$8,000.00 |
| Miscellaneous revenues realized. | 2,853.62 |
| State aid revenues realized | 3,944.00 |
| Delinquent taxes including | |
| liens—1952 collections | 4,126.31 |
| Current taxes—1952 collections.. | 26,878.23 |
| Emergency borrowings | |
| TOTAL RECEIPTS AND REVENUES REALIZED | \$45,802.16 |
| CAPITAL OUTLAY—1952 | |
| Beaches and boardwalks | |
| Buildings and equipment | |
| Parks and playgrounds | |
| Sewers | |
| Streets, roads and bridges | |
| Water supply | |
| Other | |

| | |
|---|--------------------|
| Tax rate | \$7.52 |
| Local school tax rate | 0.73 |
| County tax rate | 1.27 |
| Local purpose tax rate | 5.52 |
| TAXES | |
| Local school tax ... | \$2,930.41 |
| County taxes | 5,106.25 |
| Special district taxes | |
| Local purpose levy | \$8,036.66 |
| | 22,260.72 |
| Total tax levy (tax duplicate) .. | \$30,297.38 |
| Per Capita Total Tax Levy | |
| | \$153.02 |
| Current | |
| 1952 taxes levied (total) | \$30,763.32 |
| Collected in 1952 | 26,878.23 |
| Per cent of levy collected in 1952 ... | 87.37 |
| Transferred to liens | 300.00 |
| Cancelled, abated or adjusted .. | |
| Outstanding December 31, 1952 .. | \$3,585.09 |
| All Prior Years Outstanding | |
| Balance January 1, 1952 | \$6,635.96 |
| Collected in 1952 | 4,116.72 |
| Balance December 31, 1952 | \$2,519.24 |
| Tax Title Liens Outstanding | |
| Balance January 1, 1952 | \$61,831.63 |
| Redeemed by cash | 9.59 |
| Balance December 31, 1952 | \$62,122.04 |
| Property Acquired by Deed or Foreclosure | |
| Balance January 1, 1952 | \$8,607.00 |
| Sale for cash | 8,050.00 |
| Balance December 31, 1952 | \$557.00 |
| CAPITAL DEBT, DECEMBER 31, 1952 | |
| Gross Debt | |
| School debt | |
| Self-liquidating debt. | |
| Other capital debt .. | \$24,000.00 |
| TOTAL GROSS DEBT | \$24,000.00 |
| Per Capita Gross Debt | \$121.21 |
| Deductions for | |
| School debt | |
| Self-liquidating debt. | |
| Other capital debt .. | |
| TOTAL DEDUCTIONS | |
| NET DEBT | \$24,000.00 |
| Average Assessed Valuations | |
| Real Property 1950-1951-1952.. | \$385,222.00 |
| Per Cent of Net Debt | 6.23 |
| CURRENT FINANCES DECEMBER 31, 1952 | |
| Cash | \$15,274.92 |
| Taxes receivable | 6,104.33 |
| Tax title liens | 62,122.04 |
| Foreclosed property | 557.00 |
| Accounts receivable | 87.70 |
| State road aid receivable | 23.15 |
| Emergencies and deferred charges .. | 4,068.20 |
| TOTAL ASSETS | \$88,237.34 |
| Cash liabilities | \$3,150.59 |
| Reserves | 68,871.07 |
| Surplus revenue | 16,215.68 |
| TOTAL LIABILITIES AND SURPLUS | \$88,237.34 |

CARLSTADT BOROUGH—BERGEN COUNTY

Population Census, 1950—5,591

Land Area 4.2 sq. mi.

Net Valuation Taxable \$6,251,202

| | |
|--|---------------------|
| EXPENDITURES AND REQUIRED PAYMENTS FOR 1952 | |
| General Government | |
| Administrative and executive . . . | \$25,012.00 |
| Assessment and collection of taxes | 7,750.00 |
| Finance Department | 1,725.00 |
| Protection to Persons & Property | |
| Fire | 22,247.00 |
| Police | 68,497.08 |
| Other | |
| Streets and Roads | |
| Repairs and maintenance | 21,786.39 |
| Street lighting | 9,301.45 |
| Sanitation | |
| Street cleaning | |
| Garbage and ash removal | 20,611.35 |
| Sewers | 17,591.48 |
| Health and Charities | |
| Health service | 4,000.00 |
| Poor (including relief) | 1,600.00 |
| Hospitals (aid and maintenance) | |
| Other | |
| Recreation | |
| Beaches and boardwalks | |
| Parks and playgrounds | |
| Other | 1,500.00 |
| Educational | |
| (Exclusive of school districts) | 5,800.00 |
| Unclassified Purposes | |
| (Including contingent) | 3,178.25 |
| SUB-TOTAL—Municipal functions.. | \$210,600.00 |
| Per Capita—Municipal functions | |
| Capital imp'ts and capital imp't fund | \$37.67 |
| Debt Service | \$5,500.00 |
| Principal payments | \$43,000.00 |
| Interest payments | 3,745.75 |
| Total | 46,745.75 |
| Per Capita Debt Service | |
| | \$8.36 |
| Deferred Charges and Statutory Expenditures | |
| Emergencies | |
| Other deferred chgs. | \$8,829.04 |
| Total | 8,829.04 |
| TOTAL—Municipal expenditures | \$271,674.79 |
| Required Payments for Local School, County, and Special District Taxes | |
| | 222,765.80 |
| TOTAL EXPENDITURES AND REQUIRED PAYMENTS | \$494,440.59 |
| Reserve for uncollected taxes | \$23,198.47 |
| GRAND TOTAL—Budget | \$517,639.06 |
| RECEIPTS AND REVENUES REALIZED IN 1952 TO MEET EXPENDITURES AND REQUIRED PAYMENTS | |
| Surplus revenue appropriated | \$55,000.00 |
| Miscellaneous revenues realized | 60,368.79 |
| State aid revenues realized | 4,847.08 |
| Delinquent taxes including | |
| liens—1952 collections | 19,423.07 |
| current taxes—1952 collections.. | 388,216.06 |
| Emergency borrowings | |
| TOTAL RECEIPTS AND REVENUES REALIZED | \$527,855.00 |
| CAPITAL OUTLAY—1952 | |
| Beaches and boardwalks | |
| Buildings and equipment | |
| Parks and playgrounds | |
| Sewers | |
| Streets, roads and bridges | \$7,437.27 |
| Water supply | |
| Other | 266.00 |

| | |
|---|---------------------|
| Tax rate | \$6.19 |
| Local school tax rate | 2.75 |
| County tax rate | 0.81 |
| Local purpose tax rate | 2.63 |
| TAXES | |
| Local school tax | \$171,902.16 |
| County taxes | 50,863.64 |
| Special district taxes | |
| Local purpose levy | \$222,765.80 |
| | 163,791.81 |
| Total tax levy (tax duplicate) .. | \$386,557.61 |
| Per Capita Total Tax Levy | |
| | \$69.14 |
| Current | |
| 1952 taxes levied (total) | \$400,719.96 |
| Collected in 1952 | 388,216.06 |
| Per cent of levy collected in 1952 | 96.87 |
| Transferred to liens | 1,341.84 |
| Cancelled, abated or adjusted | 241.42 |
| Outstanding December 31, 1952 | \$10,920.64 |
| All Prior Years Outstanding | |
| Balance January 1, 1952 | \$27,565.93 |
| Collected in 1952 | 12,778.70 |
| Balance December 31, 1952 | \$13,498.86 |
| Tax Title Liens Outstanding | |
| Balance January 1, 1952 | \$46,551.46 |
| Redeemed by cash | 6,644.37 |
| Balance December 31, 1952 | \$42,451.29 |
| Property Acquired by Deed or Foreclosure | |
| Balance January 1, 1952 | \$7,060.00 |
| Sale for cash | 3,835.00 |
| Balance December 31, 1952 | \$2,675.00 |
| CAPITAL DEBT, DECEMBER 31, 1952 | |
| Gross Debt | |
| School debt | \$45,000.00 |
| Self-liquidating debt | |
| Other capital debt | 118,000.00 |
| TOTAL GROSS DEBT | \$163,000.00 |
| Per Capita Gross Debt | |
| | \$29.15 |
| Deductions for | |
| School debt | \$45,000.00 |
| Self-liquidating debt | |
| Other capital debt | |
| TOTAL DEDUCTIONS | 45,000.00 |
| NET DEBT | \$118,000.00 |
| Average Assessed Valuations | |
| Real Property 1950-1951-1952.. | \$4,620,832.00 |
| Per Cent of Net Debt | 2.55 |
| CURRENT FINANCES DECEMBER 31, 1952 | |
| Cash | \$114,905.16 |
| Taxes receivable | 24,419.50 |
| Tax title liens | 42,451.29 |
| Foreclosed property | 2,675.00 |
| Accounts receivable | 500.86 |
| State road aid receivable | |
| Emergencies and deferred charges | 1,300.00 |
| TOTAL ASSETS | \$186,251.81 |
| Cash liabilities | \$19,303.11 |
| Reserves | 70,046.65 |
| Surplus revenue | 96,902.05 |
| TOTAL LIABILITIES AND SURPLUS | \$186,251.81 |

CARTERET BOROUGH—MIDDLESEX COUNTY

Population Census, 1950—13,030

Land Area 4.5 sq. mi.

Net Valuation Taxable \$13,587,068

EXPENDITURES AND RE- QUIRED PAYMENTS FOR 1952

| | |
|---|---------------------|
| General Government | |
| Administrative and executive . . . | \$48,645.47 |
| Assessment and collection of taxes | 19,941.09 |
| Finance Department | |
| Protection to Persons & Property | |
| Fire | 62,997.37 |
| Police | 147,318.73 |
| Other | |
| Streets and Roads | |
| Repairs and maintenance | 58,850.65 |
| Street lighting | 19,201.67 |
| Sanitation | |
| Street cleaning | 28,307.97 |
| Garbage and ash removal | 56,723.66 |
| Sewers | |
| Health and Charities | |
| Health service | 21,749.49 |
| Poor (including relief) | 12,362.62 |
| Hospitals (aid and maintenance) . | 1,500.00 |
| Other | 500.00 |
| Recreation | |
| Beaches and boardwalks | |
| Parks and playgrounds | 10,151.04 |
| Other | 18,956.41 |
| Educational | |
| (Exclusive of school districts) . . | 14,500.00 |
| Unclassified Purposes | |
| (Including contingent) | 15,105.00 |
| SUB-TOTAL—Municipal functions.. | \$536,811.17 |

| | | |
|---|-------------|------------------|
| Per Capita—Municipal functions | | \$41.20 |
| Capital imp'ts and capital imp't fund | | \$27,116.39 |
| Debt Service | | |
| Principal payments | \$72,500.00 | |
| Interest payments | 21,106.09 | |
| Total | | 93,606.09 |

| | | |
|--|-------------|------------------|
| Per Capita Debt Service | | \$7.18 |
| Deferred Charges and Statutory Expenditures | | |
| Emergencies | \$37,725.00 | |
| Other deferred chgs. | 17,685.02 | |
| Total | | 55,410.02 |

| | | |
|---|---------------------|-------------------|
| TOTAL—Municipal expenditures . . | \$712,943.67 | |
| Required Payments for Local School, County, and Special District Taxes | | 709,700.49 |

TOTAL EXPENDITURES AND REQUIRED PAYMENTS

| | |
|---|-----------------------|
| | \$1,422,644.16 |
| Reserve for uncollected taxes | \$38,242.60 |
| GRAND TOTAL—Budget | \$1,460,886.76 |

RECEIPTS AND REVENUES REALIZED IN 1952 TO MEET EXPENDITURES AND RE- QUIRED PAYMENTS

| | |
|-------------------------------------|--------------|
| Surplus revenue appropriated . . | \$67,725.00 |
| Miscellaneous revenues realized . | 221,396.54 |
| State aid revenues realized | 9,737.00 |
| Delinquent taxes including | |
| liens—1952 collections | 18,917.99 |
| Current taxes—1952 collections.. | 1,246,711.90 |
| Emergency borrowings | |

TOTAL RECEIPTS AND REVENUES REALIZED

| | |
|--|-----------------------|
| | \$1,564,488.43 |
|--|-----------------------|

CAPITAL OUTLAY—1952

| | |
|--------------------------------------|----------------|
| Beaches and boardwalks | |
| Buildings and equipment | \$1,842,468.44 |
| Parks and playgrounds | |
| Sewers | |
| Streets, roads and bridges | |
| Water supply | |
| Other | |

| | |
|----------------------------------|--------|
| Tax rate | \$0.35 |
| Local school tax rate | 3.54 |
| County tax rate | 1.69 |
| Local purpose tax rate | 4.12 |

TAXES

| | | |
|--|--------------|-----------------------|
| Local school tax | \$480,490.57 | |
| County taxes | 229,209.92 | |
| Special district taxes | | |
| | | \$709,700.49 |
| Local purpose levy | | 562,024.27 |
| Total tax levy (tax duplicate) .. | | \$1,271,724.76 |

Per Capita Total Tax Levy

| | |
|---|----------------|
| | \$07.60 |
| Current | |
| 1952 taxes levied (total) | \$1,273,101.55 |
| Collected in 1952 | 1,246,711.90 |
| Per cent of levy col- lected in 1952 | 97.92 |
| Transferred to liens | |
| Cancelled, abated or adjusted . . . | 3,801.05 |
| Outstanding December 31, 1952 .. | \$22,588.60 |

| | |
|-------------------------------------|-------------|
| All Prior Years Outstanding | |
| Balance January 1, 1952 | \$27,200.07 |
| Collected in 1952 | 18,756.17 |
| Balance December 31, 1952 | \$8,443.90 |

| | |
|-------------------------------------|------------|
| Tax Title Liens Outstanding | |
| Balance January 1, 1952 | \$4,965.01 |
| Redeemed by cash | 161.82 |
| Balance December 31, 1952 | \$4,803.19 |

| | |
|---|--------------|
| Property Acquired by Deed or Foreclosure | |
| Balance January 1, 1952 | \$282,253.00 |
| Sale for cash | 119,540.95 |
| Balance December 31, 1952 | \$138,810.80 |

CAPITAL DEBT, DECEMBER 31, 1952

| | |
|---------------------------------|--------------|
| Gross Debt | |
| School debt | \$206,500.00 |
| Self-liquidating debt | |
| Other capital debt | 3,172,500.00 |

| | |
|--|-----------------------|
| TOTAL GROSS DEBT | \$3,379,000.00 |
| Per Capita Gross Debt | \$259.32 |

| | |
|---------------------------------|--------------|
| Deductions for | |
| School debt | \$206,500.00 |
| Self-liquidating debt | |
| Other capital debt | 65,000.00 |

| | |
|-----------------------------------|-----------------------|
| TOTAL DEDUCTIONS | 271,500.00 |
| NET DEBT | \$3,107,500.00 |

| | |
|------------------------------------|-----------------|
| Average Assessed Valuations | |
| Real Property 1950-1951-1952 . . | \$10,801,757.00 |
| Per Cent of Net Debt | 28.76 |

CURRENT FINANCES DECEMBER 31, 1952

| | |
|-------------------------------------|--------------|
| Cash | \$193,135.07 |
| Taxes receivable | 31,032.50 |
| Tax title liens | 4,803.19 |
| Foreclosed property | 138,810.80 |
| Accounts receivable | 10,788.65 |
| State road aid receivable | 9,814.84 |
| Emergencies and deferred charges .. | 7,000.00 |

TOTAL ASSETS

| | |
|----------------------------|---------------------|
| | \$395,385.05 |
| Cash liabilities | \$64,604.88 |
| Reserves | 185,435.14 |
| Surplus revenue | 145,345.03 |

TOTAL LIABILITIES AND

| | |
|--------------------------|---------------------|
| SURPLUS | \$395,385.05 |
|--------------------------|---------------------|

CEDAR GROVE TOWNSHIP—ESSEX COUNTY

Population Census, 1950—S.022

Land Area 4.5 sq. mi.

Net Valuation Taxable \$9,418,928

| | |
|--|---------------------|
| EXPENDITURES AND REQUIRED PAYMENTS FOR 1952 | |
| General Government | |
| Administrative and executive | \$82,219.12 |
| Assessment and collection of taxes | 10,254.26 |
| Finance Department | 1,484.63 |
| Protection to Persons & Property | |
| Fire | 24,962.50 |
| Police | 61,821.95 |
| Other | |
| Streets and Roads | |
| Repairs and maintenance | 34,996.86 |
| Street lighting | 12,925.45 |
| Sanitation | |
| Street cleaning | |
| Garbage and ash removal | 16,625.00 |
| Sewers | 13,324.22 |
| Health and Charities | |
| Health service | 5,172.09 |
| Poor (including relief) | 6,628.46 |
| Hospitals (aid and maintenance) | |
| Other | |
| Recreation | |
| Beaches and boardwalks | |
| Parks and playgrounds | |
| Other | 1,680.62 |
| Educational | |
| (Exclusive of school districts) .. | 950.00 |
| Unclassified Purposes | |
| (Including contingent) | 3,999.65 |
| SUB-TOTAL—Municipal functions.. | \$229,044.81 |
| Per Capita—Municipal functions | |
| Capital imp'ts and capital imp't fund | \$28.55 |
| Capital imp'ts and capital imp't fund .. | \$2,000.00 |
| Debt Service | |
| Principal payments .. | \$25,000.00 |
| Interest payments .. | 25,100.00 |
| Total | 50,100.00 |
| Per Capita Debt Service | \$6.25 |
| Deferred Charges and Statutory Expenditures | |
| Emergencies | \$6,500.00 |
| Other deferred chgs. | 18,243.55 |
| Total | 24,743.55 |
| TOTAL—Municipal expenditures ... | \$305,888.36 |
| Required Payments for Local School, County, and Special District Taxes | |
| | 367,344.15 |
| TOTAL EXPENDITURES AND REQUIRED PAYMENTS | \$673,232.51 |
| Reserve for uncollected taxes | \$46,848.33 |
| GRAND TOTAL—Budget | \$720,080.84 |
| RECEIPTS AND REVENUES REALIZED IN 1952 TO MEET EXPENDITURES AND REQUIRED PAYMENTS | |
| Surplus revenue appropriated .. | \$65,000.00 |
| Miscellaneous revenues realized .. | 75,086.55 |
| State aid revenues realized | 8,983.28 |
| Delinquent taxes including | |
| liens—1952 collections | 51,159.28 |
| current taxes—1952 collections .. | 561,470.58 |
| Emergency borrowings | |
| TOTAL RECEIPTS AND REVENUES REALIZED | \$741,679.59 |
| CAPITAL OUTLAY—1952 | |
| Benches and boardwalks | |
| Buildings and equipment | |
| Parks and playgrounds | |
| Sewers | \$146,117.41 |
| Streets, roads and bridges | |
| Water supply | |
| Other | |

| | |
|---|---------------------|
| Tax rate | \$5.84 |
| Local school tax rate | 3.38 |
| County tax rate | 0.52 |
| Local purpose tax rate | 1.94 |
| TAXES | |
| Local school tax ... | \$218,303.95 |
| County taxes | *49,040.20 |
| Special district taxes | |
| Local purpose levy | \$967,344.15 |
| | 183,852.88 |
| Total tax levy (tax duplicate) .. | \$551,197.03 |
| Per Capita Total Tax Levy | \$68.71 |
| Current | |
| 1952 taxes levied (total) | \$584,875.78 |
| Collected in 1952 | 561,470.58 |
| Per cent of levy collected in 1952 .. | 95.99 |
| Transferred to liens | 5,845.84 |
| Cancelled, abated or adjusted | 3,612.75 |
| Outstanding December 31, 1952 .. | \$13,946.61 |
| All Prior Years Outstanding | |
| Balance January 1, 1952 | \$24,432.08 |
| Collected in 1952 | 22,338.59 |
| Balance December 31, 1952 | \$1,820.87 |
| Tax Title Liens Outstanding | |
| Balance January 1, 1952 | \$48,079.49 |
| Redeemed by cash | 5,300.64 |
| Balance December 31, 1952 | \$41,412.16 |
| Property Acquired by Deed or Foreclosure | |
| Balance January 1, 1952 | \$13,675.00 |
| Sale for cash | 3,500.00 |
| Balance December 31, 1952 | \$13,675.00 |

| | |
|--|-----------------------|
| CAPITAL DEBT, DECEMBER 31, 1952 | |
| Gross Debt | |
| School debt | \$606,000.00 |
| Self-liquidating debt .. | 68,000.00 |
| Other capital debt .. | 1,542,300.00 |
| TOTAL GROSS DEBT | \$2,216,300.00 |
| Per Capita Gross Debt | \$276.28 |
| Deductions for | |
| School debt | \$425,661.00 |
| Self-liquidating debt .. | 68,000.00 |
| Other capital debt .. | 17,203.00 |
| TOTAL DEDUCTIONS | 510,864.00 |
| NET DEBT | \$1,705,436.00 |
| Average Assessed Valuations | |
| Real Property 1950-1951-1952 .. | \$7,094,352.00 |
| Per Cent of Net Debt | 24.03 |

| | |
|--|---------------------|
| CURRENT FINANCES DECEMBER 31, 1952 | |
| Cash | \$235,493.66 |
| Taxes receivable | 15,767.48 |
| Tax title liens | 41,422.16 |
| Foreclosed property | 13,675.00 |
| Accounts receivable | 1,258.65 |
| State road aid receivable | |
| Emergencies and deferred charges .. | 12,000.00 |
| TOTAL ASSETS | \$409,617.15 |
| Cash liabilities | \$184,869.80 |
| Reserves | 72,128.29 |
| Surplus revenue | 152,624.06 |
| TOTAL LIABILITIES AND SURPLUS | \$409,617.15 |

* One-half County Tax (\$49,040.20) rebated pursuant to R. S. 54:45.

CHATHAM BOROUGH—MORRIS COUNTY

Population Census, 1950—7,391

Land Area 2.3 sq. mi.

Net Valuation Taxable \$9,264,348

| | |
|--|---------------------|
| EXPENDITURES AND REQUIRED PAYMENTS FOR 1952 | |
| General Government | |
| Administrative and executive | \$35,487.00 |
| Assessment and collection of taxes | 14,677.00 |
| Finance Department | |
| Protection to Persons & Property | |
| Fire | 15,460.00 |
| Police | 75,936.00 |
| Other | |
| Streets and Roads | |
| Repairs and maintenance | 36,641.00 |
| Street lighting | 10,275.00 |
| Sanitation | |
| Street cleaning | |
| Garbage and ash removal | |
| Sewers | 31,178.55 |
| Health and Charities | |
| Health service | 3,720.00 |
| Poor (including relief) | 600.00 |
| Hospitals (aid and maintenance) .. | |
| Other | 2,500.00 |
| Recreation | |
| Beaches and boardwalks | |
| Parks and playgrounds | 6,855.00 |
| Other | |
| Educational | |
| (Exclusive of school districts) .. | 19,915.00 |
| Unclassified Purposes | |
| (Including contingent) | 11,119.00 |
| SUB-TOTAL—Municipal functions.. | \$264,363.55 |

| | |
|---|------------------|
| Per Capita—Municipal functions | \$35.77 |
| Capital imp'ts and capital imp't fund | \$52,500.00 |
| Debt Service | |
| Principal payments .. | \$21,000.00 |
| Interest payments .. | 11,281.00 |
| Total | 32,281.00 |

| | |
|--|---------------|
| Per Capita Debt Service | \$4.37 |
| Deferred Charges and Statutory Expenditures | |
| Emergencies | |
| Other deferred chgs. | |
| Total | |

| | |
|---|---------------------|
| TOTAL—Municipal expenditures .. | \$349,144.55 |
| Required Payments for Local School, County, and Special District Taxes | |
| | 531,638.81 |

| | |
|---|---------------------|
| TOTAL EXPENDITURES AND REQUIRED PAYMENTS | \$880,783.36 |
| Reserve for uncollected taxes | \$117,699.76 |
| GRAND TOTAL—Budget | \$998,483.12 |

| | |
|--|-----------------------|
| RECEIPTS AND REVENUES REALIZED IN 1952 TO MEET EXPENDITURES AND REQUIRED PAYMENTS | |
| Surplus revenue appropriated .. | \$126,000.00 |
| Miscellaneous revenues realized. | 88,103.23 |
| State aid revenues realized | 6,772.75 |
| Delinquent taxes including | |
| liens—1952 collections | 25,667.76 |
| Current taxes—1952 collections.. | 766,918.89 |
| Emergency borrowings | |
| TOTAL RECEIPTS AND REVENUES REALIZED | \$1,013,462.63 |

CAPITAL OUTLAY—1952

| | |
|----------------------------------|-------------|
| Benches and boardwalks | |
| Buildings and equipment | |
| Parks and playgrounds | |
| Sewers | \$46,896.65 |
| Streets, roads and bridges | 3,553.14 |
| Water supply | 11,768.03 |
| Other | 1,500.00 |

| | |
|------------------------------|---------------|
| Tax rate | \$8.41 |
| Local school tax rate | 4.71 |
| County tax rate | 1.03 |
| Local purpose tax rate | 2.67 |

TAXES

| | |
|--|---------------------|
| Local school tax .. | \$436,629.14 |
| County taxes | 95,009.67 |
| Special district taxes | |
| Local purpose levy | \$531,638.81 |
| Total tax levy (tax duplicate) .. | \$779,981.32 |
| Per Capita Total Tax Levy | |
| | \$105.53 |

| | |
|---------------------------------------|--------------|
| Current | |
| 1952 taxes levied (total) | \$793,563.88 |
| Collected in 1952 | 766,918.89 |
| Per cent of levy collected in 1952 .. | 96.64 |
| Transferred to liens | 3,456.78 |
| Cancelled, abated or adjusted .. | 1,925.18 |
| Outstanding December 31, 1952 .. | \$21,263.03 |

| | |
|------------------------------------|-------------|
| All Prior Years Outstanding | |
| Balance January 1, 1952 | \$25,008.85 |
| Collected in 1952 | 20,472.56 |
| Balance December 31, 1952 | \$4,443.40 |

| | |
|------------------------------------|-------------|
| Tax Title Liens Outstanding | |
| Balance January 1, 1952 | \$49,028.00 |
| Redeemed by cash | 5,195.20 |
| Balance December 31, 1952 | \$47,289.58 |

| | |
|---|-------------|
| Property Acquired by Deed or Foreclosure | |
| Balance January 1, 1952 | \$37,700.00 |
| Sale for cash | 28,251.01 |
| Balance December 31, 1952 | \$33,425.00 |

CAPITAL DEBT, DECEMBER 31, 1952

| | |
|-----------------------------|--------------|
| Gross Debt | |
| School debt | \$985,000.00 |
| Self-liquidating debt | |
| Other capital debt .. | 484,478.00 |

| | |
|------------------------------------|-----------------------|
| TOTAL GROSS DEBT | \$1,469,478.00 |
| Per Capita Gross Debt | \$198.82 |

| | |
|-----------------------------|--------------|
| Deductions for | |
| School debt | \$672,322.00 |
| Self-liquidating debt | |
| Other capital debt .. | |

| | |
|-------------------------------|---------------------|
| TOTAL DEDUCTIONS | 672,322.00 |
| NET DEBT | \$797,156.00 |

| | |
|------------------------------------|----------------|
| Average Assessed Valuations | |
| Real Property 1950-1951-1952.. | \$8,404,020.00 |
| Per Cent of Net Debt | 9.48 |

CURRENT FINANCES DECEMBER 31, 1952

| | |
|-------------------------------------|---------------------|
| Cash | \$339,278.25 |
| Taxes receivable | 25,706.43 |
| Tax title liens | 47,289.58 |
| Foreclosed property | 33,425.00 |
| Accounts receivable | 1,596.54 |
| State road aid receivable | |
| Emergencies and deferred charges .. | 6,378.55 |
| TOTAL ASSETS | \$453,674.35 |

| | |
|--|---------------------|
| Cash liabilities | \$29,377.70 |
| Reserves | 108,017.55 |
| Surplus revenue | 316,279.10 |
| TOTAL LIABILITIES AND SURPLUS | \$453,674.35 |

CHATHAM TOWNSHIP—MORRIS COUNTY

Population Census, 1950—2,825

Land Area 9.0 sq. mi.

Net Valuation Taxable \$3,136,043

EXPENDITURES AND REQUIRED PAYMENTS FOR 1952

| | |
|---|--------------------|
| General Government | |
| Administrative and executive | \$17,013.63 |
| Assessment and collection of taxes | 3,400.00 |
| Finance Department | |
| Protection to Persons & Property | |
| Fire | 12,719.08 |
| Police | 12,360.00 |
| Other | |
| Streets and Roads | |
| Repairs and maintenance | 16,900.00 |
| Street lighting | 3,800.00 |
| Sanitation | |
| Street cleaning | |
| Garbage and ash removal | 1.00 |
| Sewers | |
| Health and Charities | |
| Health service | 3,450.00 |
| Poor (including relief) | 197.29 |
| Hospitals (aid and maintenance) | 500.00 |
| Other | |
| Recreation | |
| Beaches and boardwalks | |
| Parks and playgrounds | |
| Other | 100.00 |
| Educational | |
| (Exclusive of school districts) .. | |
| Unclassified Purposes | |
| (Including contingent) | \$11,500.00 |
| SUB-TOTAL—Municipal functions.. | \$70,441.00 |

| | |
|---|----------------|
| Per Capita—Municipal functions | \$24.93 |
| Capital imp'ts and capital imp't fund | |
| Debt Service | |
| Principal payments | |
| Interest payments | |
| Total | |

| | |
|--|--------------------|
| Per Capita Debt Service | |
| Deferred Charges and Statutory Expenditures | |
| Emergencies | |
| Other deferred chgs. | |
| Total | |
| TOTAL—Municipal expenditures ... | \$81,941.00 |

| | |
|--|-------------------|
| Required Payments for Local School, County and Special District Taxes | 211,752.03 |
|--|-------------------|

TOTAL EXPENDITURES AND REQUIRED PAYMENTS

| | |
|-------------------------------------|---------------------|
| | \$203,693.03 |
| Reserve for uncollected taxes | \$24,026.42 |
| GRAND TOTAL—Budget | \$317,719.45 |

RECEIPTS AND REVENUES REALIZED IN 1952 TO MEET EXPENDITURES AND REQUIRED PAYMENTS

| | |
|---|---------------------|
| Surplus revenue appropriated | \$24,500.00 |
| Miscellaneous revenues realized | 38,686.84 |
| State aid revenues realized | 11,199.00 |
| Delinquent taxes including liens—1952 collections | 9,610.56 |
| Current taxes—1952 collections | 244,571.61 |
| Emergency borrowings | |
| TOTAL RECEIPTS AND REVENUES REALIZED | \$328,568.01 |

CAPITAL OUTLAY—1952

| | |
|----------------------------------|-------|
| Beaches and boardwalks | |
| Buildings and equipment | |
| Parks and playgrounds | |
| Sewers | |
| Streets, roads and bridges | |
| Water supply | |
| Other | |

| | |
|-----------------------------|---------------|
| Tax rate | \$7.77 |
| Local school tax rate | 5.69 |
| County tax rate | 1.06 |
| Local purpose tax rate | 1.02 |

TAXES

| | | |
|--|---------------------|--|
| Local school tax ... | \$178,330.84 | |
| County taxes | 33,421.19 | |
| Special district taxes | | |
| Local purpose levy | \$211,752.03 | |
| | 31,768.42 | |
| Total tax levy (tax duplicate) .. | \$243,520.45 | |

| | |
|--|----------------|
| Per Capita Total Tax Levy | \$86.20 |
|--|----------------|

| | |
|--|--------------|
| Current | |
| 1952 taxes levied (total) | \$252,628.92 |
| Collected in 1952 | 244,571.61 |
| Per cent of levy collected in 1952 ... | 96.80 |
| Transferred to liens | 459.30 |
| Cancelled, abated or adjusted | 1,375.29 |
| Outstanding December 31, 1952 .. | \$6,222.72 |

| | |
|------------------------------------|------------|
| All Prior Years Outstanding | |
| Balance January 1, 1952 | \$9,842.31 |
| Collected in 1952 | 9,462.21 |
| Balance December 31, 1952 | \$309.28 |

| | |
|------------------------------------|------------|
| Tax Title Liens Outstanding | |
| Balance January 1, 1952 | \$3,306.73 |
| Redeemed by cash | 148.35 |
| Balance December 31, 1952 | \$3,613.02 |

| | |
|---|------------|
| Property Acquired by Deed or Foreclosure | |
| Balance January 1, 1952 | \$1,000.00 |
| Sale for cash | |
| Balance December 31, 1952 | \$1,000.00 |

CAPITAL DEBT, DECEMBER 31, 1952

| | |
|-----------------------------|--------------|
| Gross Debt | |
| School debt | \$187,500.00 |
| Self-liquidating debt. | |
| Other capital debt .. | |

| | |
|------------------------------------|---------------------|
| TOTAL GROSS DEBT | \$187,500.00 |
| Per Capita Gross Debt | \$66.37 |

| | |
|-----------------------------|--------------|
| Deductions for | |
| School debt | \$159,688.00 |
| Self-liquidating debt. | |
| Other capital debt .. | |

| | |
|-------------------------------|--------------------|
| TOTAL DEDUCTIONS | 159,688.00 |
| NET DEBT | \$27,812.00 |

| | |
|------------------------------------|----------------|
| Average Assessed Valuations | |
| Real Property 1950-1951-1952.. | \$2,661,464.00 |
| Per Cent of Net Debt | 1.04 |

CURRENT FINANCES DECEMBER 31, 1952

| | |
|-------------------------------------|-------------|
| Cash | \$63,668.84 |
| Taxes receivable | 6,532.00 |
| Tax title liens | 3,613.02 |
| Foreclosed property | 1,000.00 |
| Accounts receivable | 423.73 |
| State road aid receivable | 8,000.00 |
| Emergencies and deferred charges .. | |

| | |
|---------------------------|--------------------|
| TOTAL ASSETS | \$83,236.59 |
|---------------------------|--------------------|

| | |
|------------------------|-------------|
| Cash liabilities | \$22,377.62 |
| Reserves | 11,567.75 |
| Surplus revenue | 49,291.22 |

| | |
|--|--------------------|
| TOTAL LIABILITIES AND SURPLUS | \$83,236.59 |
|--|--------------------|

CHESILHURST BOROUGH—CAMDEN COUNTY

Population Census, 1950—314 Land Area 1.89 sq. ml. Net Valuation Taxable \$154,955

| | |
|--|--------------------|
| EXPENDITURES AND REQUIRED PAYMENTS FOR 1952 | |
| General Government | |
| Administrative and executive | \$2,150.00 |
| Assessment and collection of taxes Finance Department | 1,082.85 |
| Protection to Persons & Property | |
| Fire | 50.00 |
| Police | 450.00 |
| Other | |
| Streets and Roads | |
| Repairs and maintenance | 1,348.87 |
| Street lighting | 350.00 |
| Sanitation | |
| Street cleaning | |
| Garbage and ash removal | |
| Sewers | |
| Health and Charities | |
| Health service | 35.00 |
| Poor (including relief) | 239.00 |
| Hospitals (aid and maintenance) | |
| Other | |
| Recreation | |
| Beaches and boardwalks | |
| Parks and playgrounds | |
| Other | |
| Educational | |
| (Exclusive of school districts) .. | |
| Unclassified Purposes | |
| (Including contingent) | |
| SUB-TOTAL—Municipal functions.. | \$5,705.72 |
| Per Capita—Municipal functions | |
| Capital imp'ts and capital imp't fund | \$18.17 |
| Debt Service | |
| Principal payments .. | |
| Interest payments .. | |
| Total | |
| Per Capita Debt Service | |
| Deferred Charges and Statutory Expenditures | |
| Emergencies | |
| Other deferred chgs. | \$292.64 |
| Total | \$292.64 |
| TOTAL—Municipal expenditures .. | \$5,998.36 |
| Required Payments for Local School, County, and Special District Taxes | |
| | 6,933.65 |
| TOTAL EXPENDITURES AND REQUIRED PAYMENTS | \$12,932.01 |
| Reserve for uncollected taxes | \$5,000.00 |
| GRAND TOTAL—Budget | \$17,932.01 |
| RECEIPTS AND REVENUES REALIZED IN 1952 TO MEET EXPENDITURES AND REQUIRED PAYMENTS | |
| Surplus revenue appropriated | |
| Miscellaneous revenues realized | \$4,788.04 |
| State aid revenues realized | 979.20 |
| Delinquent taxes including liens—1952 collections | 3,047.64 |
| Current taxes—1952 collections .. | 6,936.33 |
| Emergency borrowings | |
| TOTAL RECEIPTS AND REVENUES REALIZED | \$15,751.21 |
| CAPITAL OUTLAY—1952 | |
| Beaches and boardwalks | |
| Buildings and equipment | |
| Parks and playgrounds | |
| Sewers | |
| Streets, roads and bridges | |
| Water supply | |
| Other | |

| | |
|---|---------------------|
| Tax rate | \$8.13 |
| Local school tax rate | 2.85 |
| County tax rate | 1.62 |
| Local purpose tax rate | 3.66 |
| TAXES | |
| Local school tax ... | \$4,419.74 |
| County taxes | 2,513.91 |
| Special district taxes | |
| Local purpose levy | \$6,933.65 |
| | 5,651.36 |
| Total tax levy (tax duplicate) .. | \$12,585.01 |
| Per Capita Total Tax Levy | |
| | \$40.08 |
| Current | |
| 1952 taxes levied (total) | \$12,585.01 |
| Collected in 1952 | 6,936.33 |
| Per cent of levy collected in 1952 .. | 55.11 |
| Transferred to liens | |
| Cancelled, abated or adjusted | |
| Outstanding December 31, 1952 .. | \$5,648.68 |
| All Prior Years Outstanding | |
| Balance January 1, 1952 | \$2,258.76 |
| Collected in 1952 | 1,786.49 |
| Balance December 31, 1952 | \$472.27 |
| Tax Title Liens Outstanding | |
| Balance January 1, 1952 | \$77,578.50 |
| Redeemed by cash | 1,261.15 |
| Balance December 31, 1952 | \$76,317.35 |
| Property Acquired by Deed or Foreclosure | |
| Balance January 1, 1952 | \$8,265.00 |
| Sale for cash | 775.00 |
| Balance December 31, 1952 | \$7,465.00 |
| CAPITAL DEBT, DECEMBER 31, 1952 | |
| Gross Debt | |
| School debt | |
| Self-liquidating debt. | |
| Other capital debt .. | |
| TOTAL GROSS DEBT | |
| Per Capita Gross Debt | |
| Deductions for | |
| School debt | |
| Self-liquidating debt. | |
| Other capital debt .. | |
| TOTAL DEDUCTIONS | |
| NET DEBT | |
| Average Assessed Valuations | |
| Real Property 1950-1951-1952 .. | \$138,545.00 |
| Per Cent of Net Debt | |
| CURRENT FINANCES DECEMBER 31, 1952 | |
| Cash | \$10,676.11 |
| Taxes receivable | 6,120.95 |
| Tax title liens | 76,317.35 |
| Foreclosed property | 7,465.00 |
| Accounts receivable | |
| State road aid receivable | |
| Emergencies and deferred charges .. | 7,423.52 |
| TOTAL ASSETS | \$108,002.93 |
| Cash liabilities | \$18,099.63 |
| Reserves | 89,903.30 |
| Surplus revenue | |
| TOTAL LIABILITIES AND SURPLUS | \$108,002.93 |

CHESTER BOROUGH—MORRIS COUNTY

Population Census, 1950—754

Land Area 1.62 sq. mi.

Net Valuation Taxable \$563,280

| | |
|--|--------------------|
| EXPENDITURES AND REQUIRED PAYMENTS FOR 1952 | |
| General Government | |
| Administrative and executive . . . | \$3,400.00 |
| Assessment and collection of taxes | 1,100.00 |
| Finance Department | |
| Protection to Persons & Property | |
| Fire | 925.00 |
| Police | 1,550.00 |
| Other | |
| Streets and Roads | |
| Repairs and maintenance | 6,720.00 |
| Street lighting | 1,500.00 |
| Sanitation | |
| Street cleaning | |
| Garbage and ash removal | 100.00 |
| Sewers | |
| Health and Charities | |
| Health service | 110.00 |
| Poor (including relief) | 160.00 |
| Hospitals (aid and maintenance) | 100.00 |
| Other | |
| Recreation | |
| Beaches and boardwalks | |
| Parks and playgrounds | |
| Other | |
| Educational | |
| (Exclusive of school districts) | 500.00 |
| Unclassified Purposes | |
| (Including contingent) | 850.00 |
| SUB-TOTAL—Municipal functions. | \$17,015.00 |
| Per Capita—Municipal functions | |
| Capital imp'ts and capital imp't fund | \$22.57 |
| Debt Service | \$2,453.65 |
| Principal payments | |
| Interest payments | |
| Total | |
| Per Capita Debt Service | |
| Deferred Charges and Statutory Expenditures | |
| Emergencies | |
| Other deferred chgs. | \$229.11 |
| Total | 229.11 |
| TOTAL—Municipal expenditures | \$19,697.76 |
| Required Payments for Local School, County, and Special District Taxes | |
| | 21,465.47 |
| TOTAL EXPENDITURES AND REQUIRED PAYMENTS | \$41,163.23 |
| Reserve for uncollected taxes | \$5,317.93 |
| GRAND TOTAL—Budget | \$46,481.16 |
| RECEIPTS AND REVENUES REALIZED IN 1952 TO MEET EXPENDITURES AND REQUIRED PAYMENTS | |
| Surplus revenue appropriated | \$5,000.00 |
| Miscellaneous revenues realized | 5,046.98 |
| State aid revenues realized | 1,548.00 |
| Delinquent taxes including | |
| liens—1952 collections | 2,452.09 |
| current taxes—1952 collections | 33,027.60 |
| Emergency borrowings | |
| TOTAL RECEIPTS AND REVENUES REALIZED | \$47,074.67 |
| CAPITAL OUTLAY—1952 | |
| Beaches and boardwalks | |
| Buildings and equipment | |
| Parks and playgrounds | |
| Sewers | |
| Streets, roads and bridges | |
| Water supply | |
| Other | |

| | |
|---|--------------------|
| Tax rate | \$6.27 |
| Local school tax rate | 2.74 |
| County tax rate | 1.06 |
| Local purpose tax rate | 2.47 |
| TAXES | |
| Local school tax | \$15,461.81 |
| County taxes | 6,003.66 |
| Special district taxes | |
| Local purpose levy | \$21,465.47 |
| Total tax levy (tax duplicate) | \$35,304.51 |
| Per Capita Total Tax Levy | |
| | \$47.07 |
| Current | |
| 1952 taxes levied (total) | \$35,620.49 |
| Collected in 1952 | 33,027.60 |
| Per cent of levy collected in 1952 | 92.72 |
| Transferred to liens | |
| Cancelled, abated or adjusted | 31.35 |
| Outstanding December 31, 1952 | \$2,561.54 |
| All Prior Years Outstanding | |
| Balance January 1, 1952 | \$3,084.98 |
| Collected in 1952 | 2,452.09 |
| Balance December 31, 1952 | \$632.89 |
| Tax Title Liens Outstanding | |
| Balance January 1, 1952 | |
| Redeemed by cash | |
| Balance December 31, 1952 | |
| Property Acquired by Deed or Foreclosure | |
| Balance January 1, 1952 | |
| Sale for cash | |
| Balance December 31, 1952 | |
| CAPITAL DEBT, DECEMBER 31, 1952 | |
| Gross Debt | |
| School debt | \$20,612.00 |
| Self-liquidating debt | |
| Other capital debt | |
| TOTAL GROSS DEBT | \$20,612.00 |
| Per Capita Gross Debt | |
| | \$27.34 |
| Deductions for | |
| School debt | \$20,612.00 |
| Self-liquidating debt | |
| Other capital debt | |
| TOTAL DEDUCTIONS | 20,612.00 |
| NET DEBT | |
| Average Assessed Valuations | |
| Real Property 1950-1951-1952 | \$464,902.00 |
| Per Cent of Net Debt | |
| CURRENT FINANCES DECEMBER 31, 1952 | |
| Cash | \$25,154.33 |
| Taxes receivable | 3,194.43 |
| Tax title liens | |
| Foreclosed property | |
| Accounts receivable | |
| State road aid receivable | |
| Emergencies and deferred charges | |
| TOTAL ASSETS | \$28,348.76 |
| Cash liabilities | \$2,599.38 |
| Reserves | 3,194.43 |
| Surplus revenue | 22,554.95 |
| TOTAL LIABILITIES AND SURPLUS | \$28,348.76 |

CHESTER TOWNSHIP—MORRIS COUNTY

Population Census, 1950—1,297

Land Area 28.68 sq. mi.

Net Valuation Taxable \$2,182,335

EXPENDITURES AND REQUIRED PAYMENTS FOR 1952

| | |
|---|--------------------|
| General Government | |
| Administrative and executive | \$13,750.00 |
| Assessment and collection of taxes | 2,300.00 |
| Finance Department | 450.00 |
| Protection to Persons & Property | |
| Fire | 1,000.00 |
| Police | 1,575.00 |
| Other | |
| Streets and Roads | |
| Repairs and maintenance | 35,200.00 |
| Street lighting | |
| Sanitation | |
| Street cleaning | |
| Garbage and ash removal | |
| Sewers | |
| Health and Charities | |
| Health service | 325.00 |
| Poor (including relief) | 700.00 |
| Hospitals (aid and maintenance) | 200.00 |
| Other | |
| Recreation | |
| Beaches and boardwalks | |
| Parks and playgrounds | |
| Other | |
| Educational | |
| (Exclusive of school districts) .. | 600.00 |
| Unclassified Purposes | |
| (Including contingent) | 800.00 |
| SUB-TOTAL—Municipal functions.. | \$56,900.00 |

| | |
|---|----------------|
| Per Capita—Municipal functions | \$43.87 |
| Capital imp'ts and capital imp't fund | \$9,500.00 |
| Debt Service | |
| Principal payments .. | |
| Interest payments .. | |

| | |
|--|-----------------|
| Total Per Capita Debt | |
| Deferred Charges and Statutory Expenditures | |
| Emergencies | \$500.00 |
| Other deferred chgs. | 3,518.55 |
| Total | 4,018.55 |

| | |
|--|--------------------|
| TOTAL—Municipal expenditures .. | \$70,418.55 |
|--|--------------------|

| | |
|---|------------------|
| Required Payments for Local School, County, and Special District Taxes | 83,295.33 |
|---|------------------|

TOTAL EXPENDITURES AND REQUIRED PAYMENTS

| | |
|-------------------------------------|---------------------|
| | \$153,713.88 |
| Reserve for uncollected taxes | \$19,775.79 |
| GRAND TOTAL—Budget | \$173,489.67 |

RECEIPTS AND REVENUES REALIZED IN 1952 TO MEET EXPENDITURES AND REQUIRED PAYMENTS

| | |
|---|---------------------|
| Surplus revenue appropriated .. | \$25,000.00 |
| Miscellaneous revenues realized .. | 24,253.57 |
| State aid revenues realized | 5,200.00 |
| Delinquent taxes including | |
| Liens—1952 collections | 7,666.37 |
| Current taxes—1952 collections .. | 115,773.87 |
| Emergency borrowings | |
| TOTAL RECEIPTS AND REVENUES REALIZED | \$177,893.51 |

CAPITAL OUTLAY—1952

| | |
|----------------------------------|------------|
| Beaches and boardwalks | |
| Buildings and equipment | \$2,574.30 |
| Parks and playgrounds | |
| Sewers | |
| Streets, roads and bridges | |
| Water supply | |
| Other | |

| | |
|------------------------------|---------------|
| Tax rate | \$5.68 |
| Local school tax rate | 2.74 |
| County tax rate | 1.06 |
| Local purpose tax rate | 1.88 |

TAXES

| | | |
|--|--------------|---------------------|
| Local school tax ... | \$59,904.22 | |
| County taxes | 23,229.28 | |
| Special district taxes | 161.83 | |
| Local purpose levy | | \$83,295.33 |
| | | 40,806.21 |
| Total tax levy (tax duplicate) .. | | \$124,101.54 |
| Per Capita Total Tax Levy | | |
| | | \$95.68 |

Current

| | |
|---------------------------------------|--------------|
| 1952 taxes levied (total) | \$126,577.02 |
| Collected in 1952 | 115,773.87 |
| Per cent of levy collected in 1952 .. | 91.46 |
| Transferred to liens | 166.14 |
| Cancelled, abated or adjusted .. | 272.64 |
| Outstanding December 31, 1952 .. | \$10,364.37 |

All Prior Years Outstanding

| | |
|---------------------------------|------------|
| Balance January 1, 1952 | \$8,189.60 |
| Collected in 1952 | 7,544.26 |
| Balance December 31, 1952 | \$645.34 |

Tax Title Liens Outstanding

| | |
|---------------------------------|------------|
| Balance January 1, 1952 | \$3,591.77 |
| Redeemed by cash | 122.11 |
| Balance December 31, 1952 | \$3,642.00 |

Property Acquired by Deed or Foreclosure

| | |
|---------------------------------|-------|
| Balance January 1, 1952 | |
| Sale for cash | |
| Balance December 31, 1952 | |

CAPITAL DEBT, DECEMBER 31, 1952

| | |
|------------------------------------|--------------------|
| Gross Debt | |
| School debt | \$78,388.00 |
| Self-liquidating debt. | |
| Other capital debt .. | |
| TOTAL GROSS DEBT | \$78,388.00 |
| Per Capita Gross Debt | \$60.44 |

Deductions for

| | |
|-------------------------------|------------------|
| School debt .. | \$78,388.00 |
| Self-liquidating debt. | |
| Other capital debt .. | |
| TOTAL DEDUCTIONS | 78,388.00 |

NET DEBT
Average Assessed Valuations

| | |
|-----------------------------------|----------------|
| Real Property 1950-1951-1952 .. | \$1,768,277.00 |
| Per Cent of Net Debt | |

CURRENT FINANCES DECEMBER 31, 1952

| | |
|-------------------------------------|--------------------|
| Cash | \$56,102.43 |
| Taxes receivable | 11,009.71 |
| Tax title liens | 3,642.00 |
| Foreclosed property | |
| Accounts receivable | 1,449.33 |
| State road aid receivable | 2,600.00 |
| Emergencies and deferred charges .. | 802.65 |
| TOTAL ASSETS | \$75,606.12 |

| | |
|------------------------|------------|
| Cash liabilities | \$9,640.39 |
| Reserves | 16,101.04 |
| Surplus revenue | 49,864.69 |

TOTAL LIABILITIES AND SURPLUS
\$75,606.12

CHESTERFIELD TOWNSHIP—BURLINGTON COUNTY

Population Census, 1950—2,020

Land Area 21.88 sq. mi.

Net Valuation Taxable \$999,265

EXPENDITURES AND REQUIRED PAYMENTS FOR 1952

| | |
|--|---------------------|
| General Government | |
| Administrative and executive | \$4,149.70 |
| Assessment and collection of taxes | 1,467.46 |
| Finance Department | |
| Protection to Persons & Property | |
| Fire | 1,115.70 |
| Police | 531.74 |
| Other | |
| Streets and Roads | |
| Repairs and maintenance | 12,968.28 |
| Street lighting | 1,082.19 |
| Sanitation | |
| Street cleaning | |
| Garbage and ash removal | |
| Sewers | |
| Health and Charities | |
| Health service | 41.25 |
| Poor (including relief) | 876.50 |
| Hospitals (aid and maintenance) | |
| Other | |
| Recreation | |
| Benches and boardwalks | |
| Parks and playgrounds | |
| Other | |
| Educational | |
| (Exclusive of school districts) .. | |
| Unclassified Purposes | |
| (Including contingent) | |
| SUB-TOTAL—Municipal functions.. | \$22,232.82 |
| Per Capita—Municipal functions | |
| Capital imp'ts and capital imp't fund | \$11.01 |
| Debt Service | \$2,200.00 |
| Principal payments .. | \$2,155.00 |
| Interest payments .. | 90.00 |
| Total | 2,245.00 |
| Per Capita Debt | \$1.11 |
| Deferred Charges and Statutory Expenditures | |
| Emergencies | |
| Other deferred chgs. | |
| Total | |
| TOTAL—Municipal expenditures .. | \$26,677.82 |
| Required Payments for Local School, County, and Special District Taxes | |
| | 67,810.66 |
| TOTAL EXPENDITURES AND REQUIRED PAYMENTS | \$94,488.48 |
| Reserve for uncollected taxes | \$27,614.71 |
| GRAND TOTAL—Budget | \$122,103.19 |
| RECEIPTS AND REVENUES REALIZED IN 1952 TO MEET EXPENDITURES AND REQUIRED PAYMENTS | |
| Surplus revenue appropriated .. | \$22,001.46 |
| Miscellaneous revenues realized .. | 21,344.52 |
| State aid revenues realized | 8,600.00 |
| Delinquent taxes including | |
| liens—1952 collections | 4,959.60 |
| current taxes—1952 collections.. | 58,951.14 |
| Emergency borrowings | |
| TOTAL RECEIPTS AND REVENUES REALIZED | \$115,856.72 |
| CAPITAL OUTLAY—1952 | |
| Beaches and boardwalks | |
| Buildings and equipment | \$8,155.00 |
| Parks and playgrounds | |
| Sewers | |
| Streets, roads and bridges | |
| Water supply | |
| Other | |

| | |
|------------------------------|---------------|
| Tax rate | \$6.74 |
| Local school tax rate | 4.48 |
| County tax rate | 2.26 |
| Local purpose tax rate | ... |

TAXES

| | |
|---|--------------------|
| Local school tax ... | \$44,664.32 |
| County taxes | 22,616.34 |
| Special district taxes | 530.00 |
| Local purpose levy | |
| Total tax levy (tax duplicate) .. | \$67,810.66 |
| Per Capita Total Tax Levy | |
| | \$33.57 |
| Current | |
| 1952 taxes levied (total) | \$68,139.20 |
| Collected in 1952 | 58,951.14 |
| Per cent of levy collected in 1952 .. | 86.51 |
| Transferred to liens | 13.48 |
| Cancelled, abated or adjusted .. | 647.23 |
| Outstanding December 31, 1952 .. | \$8,527.35 |
| All Prior Years Outstanding | |
| Balance January 1, 1952 | \$5,962.80 |
| Collected in 1952 | 4,959.60 |
| Balance December 31, 1952 | \$997.45 |
| Tax Title Liens Outstanding | |
| Balance January 1, 1952 | \$123.40 |
| Redeemed by cash | |
| Balance December 31, 1952 | \$136.88 |
| Property Acquired by Deed or Foreclosure | |
| Balance January 1, 1952 | |
| Sale for cash | |
| Balance December 31, 1952 | |

CAPITAL DEBT, DECEMBER 31, 1952

| | |
|------------------------------------|-------------------|
| Gross Debt | |
| School debt | |
| Self-liquidating debt .. | |
| Other capital debt .. | \$6,000.00 |
| TOTAL GROSS DEBT | \$6,000.00 |
| Per Capita Gross Debt | \$2.97 |
| Deductions for | |
| School debt | |
| Self-liquidating debt .. | |
| Other capital debt .. | |
| TOTAL DEDUCTIONS | |
| NET DEBT | \$6,000.00 |

| | |
|------------------------------------|--------------|
| Average Assessed Valuations | |
| Real Property 1950-1951-1952.. | \$850,867.00 |
| Per Cent of Net Debt | 0.70 |

CURRENT FINANCES DECEMBER 31, 1952

| | |
|--|--------------------|
| Cash | \$40,748.00 |
| Taxes receivable | 9,524.80 |
| Tax title liens | 136.88 |
| Foreclosed property | |
| Accounts receivable | |
| State road aid receivable | 1,800.00 |
| Emergencies and deferred charges .. | |
| TOTAL ASSETS | \$52,209.68 |
| Cash liabilities | \$2,237.95 |
| Reserves | 9,661.68 |
| Surplus revenue | 40,310.05 |
| TOTAL LIABILITIES AND SURPLUS | \$52,209.68 |

CINNAMINSON TOWNSHIP—BURLINGTON COUNTY

Population Census, 1950—3,144

Land Area 7.55 sq. mi.

Net Valuation Taxable \$2,483,590

EXPENDITURES AND REQUIRED PAYMENTS FOR 1952

| | |
|---|---------------------|
| General Government | |
| Administrative and executive | \$9,467.00 |
| Assessment and collection of taxes | 7,858.00 |
| Finance Department | 1,300.00 |
| Protection to Persons & Property | |
| Fire | 8,100.00 |
| Police | 22,100.00 |
| Other | |
| Streets and Roads | |
| Repairs and maintenance | 19,044.44 |
| Street lighting | 6,500.00 |
| Sanitation | |
| Street cleaning | |
| Garbage and ash removal | 1,775.00 |
| Sewers | |
| Health and Charities | |
| Health service | 500.00 |
| Poor (including relief) | 2,325.00 |
| Hospitals (aid and maintenance) | |
| Other | |
| Recreation | |
| Beaches and boardwalks | |
| Parks and playgrounds | |
| Other | 200.00 |
| Educational | |
| (Exclusive of school districts) .. | 100.00 |
| Unclassified Purposes | |
| (Including contingent) | 410.00 |
| SUB-TOTAL—Municipal functions.. | \$79,679.44 |
| Per Capita—Municipal functions | \$25.34 |
| Capital imp'ts and capital imp't fund | \$6,918.31 |
| Debt Service | |
| Principal payments .. | |
| Interest payments .. | |
| Total | |
| Per Capita Debt Service | |
| Deferred Charges and Statutory Expenditures | |
| Emergencies | |
| Other deferred chgs. | \$669.89 |
| Total | 669.89 |
| TOTAL—Municipal expenditures .. | \$87,267.64 |
| Required Payments for Local School, County, and Special District Taxes | |
| | 150,934.29 |
| TOTAL EXPENDITURES AND REQUIRED PAYMENTS | \$238,201.93 |
| Reserve for uncollected taxes | \$20,380.51 |
| GRAND TOTAL—Budget | \$258,582.44 |

RECEIPTS AND REVENUES REALIZED IN 1952 TO MEET EXPENDITURES AND REQUIRED PAYMENTS

| | |
|--|---------------------|
| Surplus revenue appropriated .. | \$23,000.00 |
| Miscellaneous revenues realized .. | 50,063.15 |
| State aid revenues realized | 8,698.09 |
| Delinquent taxes including liens—1952 collections .. | 13,817.83 |
| Current taxes—1952 collections .. | 151,488.42 |
| Emergency borrowings | |
| TOTAL RECEIPTS AND REVENUES REALIZED | \$247,067.49 |

CAPITAL OUTLAY—1952

| | |
|----------------------------------|-------|
| Beaches and boardwalks | |
| Buildings and equipment | |
| Parks and playgrounds | |
| Sewers | |
| Streets, roads and bridges | |
| Water supply | |
| Other | |

| | |
|------------------------------|---------------|
| Tax rate | \$6.92 |
| Local school tax rate | 3.82 |
| County tax rate | 2.26 |
| Local purpose tax rate | 0.84 |

TAXES

| | | |
|--|----------------|---------------------|
| Local school tax ... | \$94,773.00 | |
| County taxes | 56,161.29 | |
| Special district taxes | | |
| Local purpose levy | | \$150,934.29 |
| | | 20,773.15 |
| Total tax levy (tax duplicate) .. | | \$171,707.44 |
| Per Capita Total Tax Levy | \$54.61 | |

Current

| | |
|---------------------------------------|--------------|
| 1952 taxes levied (total) | \$173,726.34 |
| Collected in 1952 | 151,488.42 |
| Per cent of levy collected in 1952 .. | 87.19 |
| Transferred to liens | 176.92 |
| Cancelled, abated or adjusted .. | 1,866.69 |
| Outstanding December 31, 1952 .. | \$20,194.31 |

All Prior Years Outstanding

| | |
|---------------------------------|-------------|
| Balance January 1, 1952 | \$21,535.52 |
| Collected in 1952 | 13,800.73 |
| Balance December 31, 1952 | \$7,215.04 |

Tax Title Liens Outstanding

| | |
|---------------------------------|------------|
| Balance January 1, 1952 | \$1,941.52 |
| Redeemed by cash | 17.10 |
| Balance December 31, 1952 | \$1,810.99 |

Property Acquired by Deed or Foreclosure

| | |
|---------------------------------|------------|
| Balance January 1, 1952 | \$4,650.00 |
| Sale for cash | 6,767.50 |
| Balance December 31, 1952 | \$4,155.00 |

CAPITAL DEBT, DECEMBER 31, 1952

| | |
|------------------------------------|-------------------|
| Gross Debt | |
| School debt | \$4,000.00 |
| Self-liquidating debt | |
| Other capital debt .. | |
| TOTAL GROSS DEBT | \$4,000.00 |
| Per Capita Gross Debt | \$1.27 |

Deductions for

| | |
|-------------------------------|-----------------|
| School debt | \$4,000.00 |
| Self-liquidating debt | |
| Other capital debt .. | |
| TOTAL DEDUCTIONS | 4,000.00 |
| NET DEBT | |

Average Assessed Valuations

| | |
|---------------------------------|----------------|
| Real Property 1950-1951-1952 .. | \$2,199,958.00 |
| Per Cent of Net Debt | |

CURRENT FINANCES DECEMBER 31, 1952

| | |
|--|---------------------|
| Cash | \$80,116.57 |
| Taxes receivable | 27,409.35 |
| Tax title liens | 1,810.99 |
| Foreclosed property | 4,155.00 |
| Accounts receivable | \$11.04 |
| State road aid receivable | 5,101.48 |
| Emergencies and deferred charges .. | |
| TOTAL ASSETS | \$119,404.43 |
| Cash liabilities | \$13,615.39 |
| Reserves | 34,186.38 |
| Surplus revenue | 71,602.66 |
| TOTAL LIABILITIES AND SURPLUS | \$119,404.43 |

CLARK TOWNSHIP—UNION COUNTY

Population Census, 1950—4,352

Land Area 4.68 sq. mi.

Net Valuation Taxable \$8,244,175

EXPENDITURES AND RE-
QUIRED PAYMENTS FOR 1952

| | |
|---|-------------|
| General Government | |
| Administrative and executive | \$17,326.96 |
| Assessment and collection of taxes | 9,348.04 |
| Finance Department | 960.00 |
| Protection to Persons & Property | |
| Fire | 21,300.00 |
| Police | 39,485.00 |
| Other | |
| Streets and Roads | |
| Repairs and maintenance | 25,720.00 |
| Street lighting | 10,745.15 |
| Sanitation | |
| Street cleaning | |
| Garbage and ash removal | 9,604.85 |
| Sewers | |
| Health and Charities | |
| Health service | 2,200.00 |
| Poor (including relief) | 820.00 |
| Hospitals (aid and maintenance) | |
| Other | 470.00 |
| Recreation | |
| Beaches and boardwalks | |
| Parks and playgrounds | |
| Other | |
| Educational | |
| (Exclusive of school districts) .. | |
| Unclassified Purposes | |
| (Including contingent) | 57,000.00 |

SUB-TOTAL—Municipal functions.. \$194,980.00
Per Capita—Municipal functions \$44.80
Capital imp'ts and capital imp't fund \$8,600.00
Debt Service

Principal payments . \$30,700.00

Interest payments .. 2,528.00

Total 33,228.00
Per Capita Debt
Service \$7.64
Deferred Charges and Statutory Expenditures

Emergencies

 Other deferred chgs. \$153,664.50
Total 153,664.50
TOTAL—Municipal expenditures .. \$390,472.50
Required Payments for Local School, County, and Special District Taxes 364,423.61
TOTAL EXPENDITURES AND REQUIRED PAYMENTS \$754,896.11

Reserve for uncollected taxes

\$53,617.82
GRAND TOTAL—Budget \$808,513.93
RECEIPTS AND REVENUES REALIZED IN 1952 TO MEET EXPENDITURES AND REQUIRED PAYMENTS

Surplus revenue appropriated .. \$142,000.00

Miscellaneous revenues realized .. 76,025.38

State aid revenues realized

9,748.00

Delinquent taxes including

liens—1952 collections .. 26,208.08

Current taxes—1952 collections.. 517,612.47

Emergency borrowings

.....
TOTAL RECEIPTS AND REVENUES REALIZED \$771,593.93
CAPITAL OUTLAY—1952

Beaches and boardwalks

Buildings and equipment

\$4,571.76

Parks and playgrounds

Sewers

3,004.51

Streets, roads and bridges

3,874.90

Water supply

Other

.....
Tax rate \$6.50

Local school tax rate

3.58

County tax rate

0.84

Local purpose tax rate

2.08
TAXES

Local school tax ... \$295,324.69

County taxes

69,098.92

Special district taxes

.....
Local purpose levy \$364,423.61
170,796.02
Total tax levy (tax duplicate) .. \$535,219.63
Per Capita Total
Tax Levy \$122.98
Current

1952 taxes levied (total)

\$543,219.17

Collected in 1952

517,612.47

Per cent of levy col-

lected in 1952 ... 95.28

Transferred to liens

10,000.00

Cancelled, abated or adjusted ..

760.50

Outstanding December 31, 1952 ..

\$14,846.20
All Prior Years Outstanding

Balance January 1, 1952

\$16,539.66

Collected in 1952

7,873.14

Balance December 31, 1952

\$8,639.07
Tax Title Liens Outstanding

Balance January 1, 1952

\$166,047.01

Redeemed by cash

18,334.94

Balance December 31, 1952

\$155,365.53
Property Acquired by Deed or Foreclosure

Balance January 1, 1952

\$11,510.00

Sale for cash

1,200.00

Balance December 31, 1952

\$10,735.00
CAPITAL DEBT, DECEMBER 31, 1952
Gross Debt

School debt

\$689,253.00

Self-liquidating debt ..

.....

Other capital debt .. 100,870.00

TOTAL GROSS DEBT \$790,123.00
Per Capita Gross
Debt \$181.55
Deductions for

School debt

\$595,392.00

Self-liquidating debt ..

.....

Other capital debt ..

.....
TOTAL DEDUCTIONS 595,392.00
NET DEBT \$194,731.00
Average Assessed Valuations

Real Property 1950-1951-1952.. \$5,953,915.00

Per Cent of Net Debt

3.27
CURRENT FINANCES DECEMBER 31, 1952

Cash

\$196,583.75

Taxes receivable

23,485.27

Tax title liens

155,365.53

Foreclosed property

10,735.00

Accounts receivable

30,031.20

State road aid receivable

.....

Emergencies and deferred charges ..

55,000.00
TOTAL ASSETS \$471,200.75

Cash liabilities

\$54,038.51

Reserves

219,617.00

Surplus revenue

197,545.24
TOTAL LIABILITIES AND
SURPLUS \$471,200.75

CLAYTON BOROUGH—GLOUCESTER COUNTY

Population Census, 1950—3,023

Land Area 8.02 sq. mi.

Net Valuation Taxable \$1,835,817

EXPENDITURES AND REQUIRED PAYMENTS FOR 1952

| | |
|---|--------------------|
| General Government | |
| Administrative and executive | \$7,765.76 |
| Assessment and collection of taxes | 4,251.59 |
| Finance Department | |
| Protection to Persons & Property | |
| Fire | 4,366.58 |
| Police | 5,745.22 |
| Other | |
| Streets and Roads | |
| Repairs and maintenance | 10,600.00 |
| Street lighting | 4,279.54 |
| Sanitation | |
| Street cleaning | |
| Garbage and ash removal | |
| Sewers | |
| Health and Charities | |
| Health service | 2,519.28 |
| Poor (including relief) | 950.00 |
| Hospitals (aid and maintenance) | |
| Other | |
| Recreation | |
| Beaches and boardwalks | |
| Parks and playgrounds | |
| Other | |
| Educational | |
| (Exclusive of school districts) .. | 375.00 |
| Unclassified Purposes | |
| (Including contingent) | 3,450.00 |
| SUB-TOTAL—Municipal functions.. | \$44,302.97 |

| | |
|---|----------------|
| Per Capita—Municipal functions | \$14.66 |
| Capital imp'ts and capital imp't fund | \$4,300.00 |
| Debt Service | |
| Principal payments .. | \$4,000.00 |
| Interest payments .. | 1,760.00 |

| | |
|--|---------------|
| Total | 5,760.00 |
| Per Capita Debt Service | \$1.91 |
| Deferred Charges and Statutory Expenditures | |
| Emergencies | \$613.32 |
| Other deferred chgs. | 743.04 |

| | |
|--|--------------------|
| Total | 1,356.36 |
| TOTAL—Municipal expenditures .. | \$55,719.33 |

| | |
|---|-------------------|
| Required Payments for Local School, County, and Special District Taxes | 128,687.18 |
|---|-------------------|

TOTAL EXPENDITURES AND REQUIRED PAYMENTS

Reserve for uncollected taxes

GRAND TOTAL—Budget

RECEIPTS AND REVENUES REALIZED IN 1952 TO MEET EXPENDITURES AND REQUIRED PAYMENTS

| | |
|------------------------------------|-------------|
| Surplus revenue appropriated .. | \$16,356.36 |
| Miscellaneous revenues realized. . | 23,263.19 |
| State aid revenues realized | 9,817.27 |
| Delinquent taxes including | |
| liens—1952 collections | 25,114.34 |
| Current taxes—1952 collections.. | 133,452.00 |
| Emergency borrowings | |

TOTAL RECEIPTS AND REVENUES REALIZED

CAPITAL OUTLAY—1952

| | |
|----------------------------------|-------|
| Beaches and boardwalks | |
| Buildings and equipment | |
| Parks and playgrounds | |
| Sewers | |
| Streets, roads and bridges | |
| Water supply | |
| Other | |

| | |
|------------------------------|---------------|
| Tax rate | \$8.16 |
| Local school tax rate | 5.99 |
| County tax rate | 1.02 |
| Local purpose tax rate | 1.15 |

TAXES

| | | |
|-----------------------------------|--------------|--------------|
| Local school tax ... | \$109,880.00 | |
| County taxes | 18,807.18 | |
| Special district taxes | | |
| Local purpose levy | | \$128,687.18 |
| Total tax levy (tax duplicate) .. | | \$150,327.18 |

Per Capita Total Tax Levy

| | |
|---------------------------------------|--------------|
| Current | |
| 1952 taxes levied (total) | \$150,317.06 |
| Collected in 1952 | 133,452.00 |
| Per cent of levy collected in 1952 .. | 88.78 |
| Transferred to liens | |
| Cancelled, abated or adjusted | |
| Outstanding December 31, 1952 .. | \$16,865.06 |

| | |
|------------------------------------|-------------|
| All Prior Years Outstanding | |
| Balance January 1, 1952 | \$28,130.42 |
| Collected in 1952 | 24,856.41 |
| Balance December 31, 1952 | \$3,274.01 |

| | |
|------------------------------------|-------------|
| Tax Title Liens Outstanding | |
| Balance January 1, 1952 | \$25,248.70 |
| Redeemed by cash | 257.93 |
| Balance December 31, 1952 | \$24,990.77 |

| | |
|---|----------|
| Property Acquired by Deed or Foreclosure | |
| Balance January 1, 1952 | \$283.52 |
| Sale for cash | 1,205.00 |
| Balance December 31, 1952 | \$283.52 |

CAPITAL DEBT, DECEMBER 31, 1952

| | |
|------------------------------------|---------------------|
| Gross Debt | |
| School debt | \$161,000.00 |
| Self-liquidating debt. | 47,000.00 |
| Other capital debt .. | 40,000.00 |
| TOTAL GROSS DEBT | \$248,000.00 |
| Per Capita Gross Debt | \$82.04 |

| | |
|-------------------------------|-------------------|
| Deductions for | |
| School debt | \$125,119.00 |
| Self-liquidating debt. | 47,000.00 |
| Other capital debt .. | |
| TOTAL DEDUCTIONS | 172,119.00 |

NET DEBT

| | |
|------------------------------------|----------------|
| Average Assessed Valuations | |
| Real Property 1950-1951-1952.. | \$1,563,983.00 |
| Per Cent of Net Debt | 4.85 |

CURRENT FINANCES DECEMBER 31, 1952

| | |
|-------------------------------------|-------------|
| Cash | \$79,930.85 |
| Taxes receivable | 20,139.07 |
| Tax title liens | 24,990.77 |
| Foreclosed property | 283.52 |
| Accounts receivable | 3,452.01 |
| State road aid receivable | |
| Emergencies and deferred charges .. | 3,317.97 |

TOTAL ASSETS

| | |
|------------------------|------------|
| Cash liabilities | \$5,833.30 |
| Reserves | 48,865.37 |
| Surplus revenue | 77,415.52 |

TOTAL LIABILITIES AND SURPLUS

CLEMENTON BOROUGH—CAMDEN COUNTY

Population Census, 1950—3,191

Land Area 2.01 sq. mi.

Neta Valuation Taxable \$1,966,251

EXPENDITURES AND REQUIRED PAYMENTS FOR 1952

| | |
|---|--------------------|
| General Government | |
| Administrative and executive | \$11,681.71 |
| Assessment and collection of taxes | 8,457.32 |
| Finance Department | 1,300.00 |
| Protection to Persons & Property | |
| Fire | 2,550.00 |
| Police | 10,292.00 |
| Other | |
| Streets and Roads | |
| Repairs and maintenance | 10,247.47 |
| Street lighting | 7,400.00 |
| Sanitation | |
| Street cleaning | |
| Garbage and ash removal | 5,091.50 |
| Sewers | |
| Health and Charities | |
| Health service | 1,000.00 |
| Poor (including relief) | 175.00 |
| Hospitals (aid and maintenance) | |
| Other | |
| Recreation | |
| Beaches and boardwalks | |
| Parks and playgrounds | 1,000.00 |
| Other | |
| Educational | |
| (Exclusive of school districts) .. | 100.00 |
| Unclassified Purposes | |
| (Including contingent) | 400.00 |
| SUB-TOTAL—Municipal functions.. | \$59,695.00 |

| | |
|---|-----------------|
| Per Capita—Municipal functions | \$18.71 |
| Capital imp'ts and capital imp't fund | \$5,500.00 |
| Debt Service | |
| Principal payments .. | \$4,000.00 |
| Interest payments .. | 3,150.00 |
| Total | 7,150.00 |

| | |
|--|-----------------|
| Per Capita Debt Service | \$2.24 |
| Deferred Charges and Statutory Expenditures | |
| Emergencies | |
| Other deferred chgs. .. | \$1,116.69 |
| Total | 1,116.69 |

| | |
|---|--------------------|
| TOTAL—Municipal expenditures .. | \$73,461.69 |
| Required Payments for Local School, County, and Special District Taxes | 128,550.91 |

| | |
|---|---------------------|
| TOTAL EXPENDITURES AND REQUIRED PAYMENTS | \$202,012.60 |
| Reserve for uncollected taxes | \$24,780.11 |
| GRAND TOTAL—Budget | \$226,792.71 |

| | |
|--|---------------------|
| RECEIPTS AND REVENUES REALIZED IN 1952 TO MEET EXPENDITURES AND REQUIRED PAYMENTS | |
| Surplus revenue appropriated .. | \$26,000.00 |
| Miscellaneous revenues realized .. | 27,242.30 |
| State aid revenues realized | 3,401.00 |
| Delinquent taxes including | |
| liens—1952 collections | 14,731.16 |
| current taxes—1952 collections .. | 146,402.96 |
| Emergency borrowings | |
| TOTAL RECEIPTS AND REVENUES REALIZED | \$217,777.42 |

CAPITAL OUTLAY—1952

| | |
|----------------------------------|-------|
| Beaches and boardwalks | |
| Buildings and equipment | |
| Parks and playgrounds | |
| Sewers | |
| Streets, roads and bridges | |
| Water supply | |
| Other | |

| | |
|------------------------------|---------------|
| Tax rate | \$8.20 |
| Local school tax rate | 4.92 |
| County tax rate | 1.62 |
| Local purpose tax rate | 1.66 |

TAXES

| | |
|--|---------------------|
| Local school tax | \$96,728.81 |
| County taxes | 31,822.10 |
| Special district taxes | |
| Local purpose levy | \$128,550.91 |
| Total tax levy (tax duplicate) .. | \$161,341.71 |

| | |
|--|----------------|
| Per Capita Total Tax Levy | \$50.56 |
|--|----------------|

| | |
|---------------------------------------|--------------------|
| Current | |
| 1952 taxes levied (total) | \$162,919.39 |
| Collected in 1952 | 146,402.96 |
| Per cent of levy collected in 1952 .. | 89.86 |
| Transferred to liens | |
| Cancelled, abated or adjusted .. | |
| Outstanding December 31, 1952 .. | \$16,516.43 |

| | |
|------------------------------------|--------------------|
| All Prior Years Outstanding | |
| Balance January 1, 1952 | \$25,771.36 |
| Collected in 1952 | 12,840.95 |
| Balance December 31, 1952 | \$12,930.41 |

| | |
|------------------------------------|--------------------|
| Tax Title Liens Outstanding | |
| Balance January 1, 1952 | \$67,368.98 |
| Redeemed by cash | 1,890.21 |
| Balance December 31, 1952 | \$65,478.77 |

| | |
|---|--------------------|
| Property Acquired by Deed or Foreclosure | |
| Balance January 1, 1952 | \$28,026.00 |
| Sale for cash | 5,125.00 |
| Balance December 31, 1952 | \$22,901.00 |

CAPITAL DEBT, DECEMBER 31, 1952

| | |
|--------------------------|-------------|
| Gross Debt | |
| School debt | \$37,000.00 |
| Self-liquidating debt .. | 163,000.00 |
| Other capital debt .. | 68,000.00 |

| | |
|------------------------------------|---------------------|
| TOTAL GROSS DEBT | \$268,000.00 |
| Per Capita Gross Debt | \$83.99 |

| | |
|--------------------------|-------------|
| Deductions for | |
| School debt | \$37,000.00 |
| Self-liquidating debt .. | 163,000.00 |
| Other capital debt .. | |

| | |
|-------------------------------|--------------------|
| TOTAL DEDUCTIONS | 200,000.00 |
| NET DEBT | \$68,000.00 |

| | |
|------------------------------------|----------------|
| Average Assessed Valuations | |
| Real Property 1950-1951-1952 .. | \$1,838,818.00 |
| Per Cent of Net Debt | 3.69 |

CURRENT FINANCES DECEMBER 31, 1952

| | |
|-------------------------------------|-------------|
| Cash | \$51,356.34 |
| Taxes receivable | 29,446.84 |
| Tax title liens | 65,478.77 |
| Foreclosed property | 22,901.00 |
| Accounts receivable | 306.54 |
| State road aid receivable | 652.66 |
| Emergencies and deferred charges .. | |

| | |
|---------------------------|---------------------|
| TOTAL ASSETS | \$170,142.15 |
|---------------------------|---------------------|

| | |
|------------------------|-------------|
| Cash liabilities | \$22,522.49 |
| Reserves | 118,133.15 |
| Surplus revenue | 29,486.51 |

| | |
|--|---------------------|
| TOTAL LIABILITIES AND SURPLUS | \$170,142.15 |
|--|---------------------|

CLIFFSIDE PARK BOROUGH—BERGEN COUNTY

Population Census, 1950—17,116

Land Area 1.0 sq. mi.

Net Valuation Taxable \$14,715,968

| | |
|--|---------------------|
| EXPENDITURES AND REQUIRED PAYMENTS FOR 1952 | |
| General Government | |
| Administrative and executive | \$45,362.65 |
| Assessment and collection of taxes | 16,900.00 |
| Finance Department | 2,700.00 |
| Protection to Persons & Property | |
| Fire | 82,100.00 |
| Police | 127,900.00 |
| Other | 10,412.35 |
| Streets and Roads | |
| Repairs and maintenance | 51,700.00 |
| Street lighting | 15,500.00 |
| Sanitation | |
| Street cleaning | |
| Garbage and ash removal | 50,450.00 |
| Sewers | 30,624.02 |
| Health and Charities | |
| Health service | 16,800.00 |
| Poor (including relief) | 21,650.00 |
| Hospitals (aid and maintenance) | |
| Other | |
| Recreation | |
| Beaches and boardwalks | |
| Parks and playgrounds | 9,200.00 |
| Other | |
| Educational | |
| (Exclusive of school districts) .. | 9,000.00 |
| Unclassified Purposes | |
| (Including contingent) | 13,104.00 |
| SUB-TOTAL—Municipal functions.. | \$503,403.02 |

| | |
|--|---------------------|
| Per Capita—Municipal functions | \$29.41 |
| Capital imp'ts and capital imp't fund | \$5,000.00 |
| Debt Service | |
| Principal payments .. | \$19,000.00 |
| Interest payments .. | 62,277.00 |
| Total | 81,277.00 |
| Per Capita Debt Service | \$4.75 |
| Deferred Charges and Statutory Expenditures | |
| Emergences | \$6,000.00 |
| Other deferred chgs. | 27,539.55 |
| Total | 33,539.55 |
| TOTAL—Municipal expenditures ... | \$623,219.57 |

| | |
|---|-----------------------|
| Required Payments for Local School, County, and Special District Taxes | 627,145.01 |
| TOTAL EXPENDITURES AND REQUIRED PAYMENTS | \$1,250,364.58 |
| Reserve for uncollected taxes | \$142,947.69 |
| GRAND TOTAL—Budget | \$1,393,312.27 |

| | |
|--|-----------------------|
| RECEIPTS AND REVENUES REALIZED IN 1952 TO MEET EXPENDITURES AND REQUIRED PAYMENTS | |
| Surplus revenue appropriated .. | \$140,000.00 |
| Miscellaneous revenues realized .. | 122,759.88 |
| State aid revenues realized | 8,986.00 |
| Delinquent taxes including | |
| liens—1952 collections | 47,637.89 |
| Current taxes—1952 collections.. | 1,062,833.35 |
| Emergency borrowings | |
| TOTAL RECEIPTS AND REVENUES REALIZED | \$1,382,217.12 |

CAPITAL OUTLAY—1952

| | |
|----------------------------------|-------------|
| Beaches and boardwalks | |
| Buildings and equipment | \$31,435.41 |
| Parks and playgrounds | |
| Sewers | |
| Streets, roads and bridges | 785.65 |
| Water supply | |
| Other | |

| | |
|-----------------------------|---------------|
| Tax rate | \$7.46 |
| Local school tax rate | 3.45 |
| County tax rate | 0.81 |
| Local purpose tax rate | 3.20 |

TAXES

| | |
|---|-----------------------|
| Local school tax ... | \$507,505.69 |
| County taxes | 119,639.32 |
| Special district taxes | |
| Local purpose levy | \$627,145.01 |
| Total tax levy (tax duplicate) .. | \$1,099,244.78 |
| Per Capita Total Tax Levy | \$64.22 |
| Current | |
| 1952 taxes levied (total) | \$1,106,813.84 |
| Collected in 1952 | 1,062,833.35 |
| Per cent of levy collected in 1952 ... | 96.02 |
| Transferred to liens | 1,148.85 |
| Cancelled, abated or adjusted .. | 2,340.58 |
| Outstanding December 31, 1952 .. | \$40,491.06 |
| All Prior Years Outstanding | |
| Balance January 1, 1952 | \$49,896.09 |
| Collected in 1952 | 47,637.89 |
| Balance December 31, 1952 | \$1,779.59 |
| Tax Title Liens Outstanding | |
| Balance January 1, 1952 | \$26,811.76 |
| Redeemed by cash | |
| Balance December 31, 1952 | \$21,867.24 |
| Property Acquired by Deed or Foreclosure | |
| Balance January 1, 1952 | \$111,753.34 |
| Sale for cash | 30,187.50 |
| Balance December 31, 1952 | \$95,132.50 |

CAPITAL DEBT, DECEMBER 31, 1952

| | |
|------------------------------------|---------------------|
| Gross Debt | |
| School debt | \$392,000.00 |
| Self-liquidating debt | |
| Other capital debt .. | 269,000.00 |
| TOTAL GROSS DEBT | \$661,000.00 |
| Per Capita Gross Debt | \$38.62 |
| Deductions for | |
| School debt | \$392,000.00 |
| Self-liquidating debt | |
| Other capital debt .. | |
| TOTAL DEDUCTIONS | 392,000.00 |
| NET DEBT | \$269,000.00 |

| | |
|------------------------------------|-----------------|
| Average Assessed Valuations | |
| Real Property 1950-1951-1952 .. | \$13,536,467.00 |
| Per Cent of Net Debt | 1.98 |

CURRENT FINANCES DECEMBER 31, 1952

| | |
|--|---------------------|
| Cash | \$415,783.23 |
| Taxes receivable | 42,270.65 |
| Tax title liens | 21,867.24 |
| Foreclosed property | 95,132.50 |
| Accounts receivable | 61.75 |
| State road aid receivable | |
| Emergencies and deferred charges .. | 8,000.00 |
| TOTAL ASSETS | \$583,115.37 |
| Cash liabilities | \$20,878.73 |
| Reserves | 159,332.14 |
| Surplus revenue | 402,904.50 |
| TOTAL LIABILITIES AND SURPLUS | \$583,115.37 |

CLIFTON CITY—PASSAIC COUNTY

Population Census, 1950—64,511

Land Area 11.2 sq. mi.

Net Valuation Taxable \$91,623,349

| | |
|--|-----------------------|
| EXPENDITURES AND REQUIRED PAYMENTS FOR 1952 | |
| General Government | |
| Administrative and executive | \$165,911.33 |
| Assessment and collection of taxes | 103,337.50 |
| Finance Department | 22,052.03 |
| Protection to Persons & Property | |
| Fire | 395,780.55 |
| Police | 434,978.62 |
| Other | 23,916.66 |
| Streets and Roads | |
| Repairs and maintenance | 209,531.43 |
| Street lighting | 58,905.06 |
| Sanitation | |
| Street cleaning | 21,600.00 |
| Garbage and ash removal | 169,000.00 |
| Sewers | 146,445.68 |
| Health and Charities | |
| Health service | 41,460.00 |
| Poor (including relief) | 10,514.52 |
| Hospitals (aid and maintenance) | 10,514.52 |
| Other | |
| Recreation | |
| Beaches and boardwalks | |
| Parks and playgrounds | 13,112.00 |
| Other | 62,557.00 |
| Educational | |
| (Exclusive of school districts) .. | 40,858.94 |
| Unclassified Purposes | |
| (Including contingent) | 68,988.50 |
| SUB-TOTAL—Municipal functions.. | \$1,993,949.82 |
| Per Capita—Municipal functions | |
| Capital imp'ts and capital imp't fund | \$30.91 |
| Debt Service | \$30,816.87 |
| Principal payments .. | \$475,500.00 |
| Interest payments .. | 221,147.91 |
| Total | *696,647.91 |
| Per Capita Debt Service | |
| Defered Charges and Statutory Expenditures | \$10.80 |
| Emergencies | \$135,253.55 |
| Other deferred chgs. | 96,174.75 |
| Total | 231,428.30 |
| TOTAL—Municipal expenditures ... | \$2,952,842.90 |
| Required Payments for Local School, County, and Special District Taxes | |
| Total | 3,119,437.67 |
| TOTAL EXPENDITURES AND REQUIRED PAYMENTS | |
| Total | \$6,072,280.57 |
| Reserve for uncollected taxes | \$399,715.89 |
| GRAND TOTAL—Budget | \$6,471,996.46 |
| RECEIPTS AND REVENUES REALIZED IN 1952 TO MEET EXPENDITURES AND REQUIRED PAYMENTS | |
| Surplus revenue appropriated .. | \$841,253.55 |
| Miscellaneous revenues realized .. | 757,786.77 |
| State aid revenues realized | 37,624.00 |
| Delinquent taxes including | |
| Liens—1952 collections | 188,700.42 |
| Current taxes—1952 collections .. | 4,926,569.07 |
| Emergency borrowings | |
| TOTAL RECEIPTS AND REVENUES REALIZED | \$6,751,933.51 |
| CAPITAL OUTLAY—1952 | |
| Beaches and boardwalks | |
| Buildings and equipment | \$509,322.82 |
| Parks and playgrounds | 38,577.43 |
| Sewers | 285,826.20 |
| Streets, roads and bridges | 72,673.48 |
| Water supply | 49,880.12 |
| Other | 18,741.31 |

| | |
|---|-----------------------|
| Tax rate | \$5.44 |
| Local school tax rate | 2.46 |
| County tax rate | 0.94 |
| Local purpose tax rate | 2.04 |
| TAXES | |
| Local school tax ... | \$2,250,860.72 |
| County taxes | 868,576.95 |
| Special district taxes | |
| Local purpose levy | \$3,119,437.67 |
| Total tax levy (tax duplicate) .. | \$5,002,025.32 |
| Per Capita Total Tax Levy | |
| Total | \$77.54 |
| Current | |
| 1952 taxes levied (total) | \$5,067,493.82 |
| Collected in 1952 | 4,926,569.07 |
| Per cent of levy collected in 1952 .. | 97.21 |
| Transferred to liens | 1,761.20 |
| Cancelled, abated or adjusted | 10,677.02 |
| Outstanding December 31, 1952 .. | \$128,486.53 |
| All Prior Years Outstanding | |
| Balance January 1, 1952 | \$197,869.50 |
| Collected in 1952 | 159,956.13 |
| Balance December 31, 1952 | \$35,070.17 |
| Tax Title Liens Outstanding | |
| Balance January 1, 1952 | \$17,765.57 |
| Redeemed by cash | 1,662.29 |
| Balance December 31, 1952 | \$11,438.93 |
| Property Acquired by Deed or Foreclosure | |
| Balance January 1, 1952 | \$257,510.00 |
| Sale for cash | 27,032.00 |
| Balance December 31, 1952 | \$239,824.33 |

CAPITAL DEBT, DECEMBER 31, 1952

| | |
|------------------------------------|------------------------|
| Gross Debt | |
| School debt | \$4,317,250.00 |
| Self-liquidating debt .. | 4,181,500.00 |
| Other capital debt .. | 4,465,545.00 |
| TOTAL GROSS DEBT | \$12,964,295.00 |
| Per Capita Gross Debt | |
| Total | \$200.96 |
| Deductions for | |
| School debt | \$4,317,250.00 |
| Self-liquidating debt .. | 4,135,279.00 |
| Other capital debt .. | 56,600.00 |
| TOTAL DEDUCTIONS | 8,509,129.00 |
| NET DEBT | \$4,455,166.00 |
| Average Assessed Valuations | |
| Real Property 1950-1951-1952 .. | \$79,274,673.00 |
| Per Cent of Net Debt | 5.61 |

CURRENT FINANCES DECEMBER 31, 1952

| | |
|--|-----------------------|
| Cash | \$1,378,942.91 |
| Taxes receivable | 163,556.70 |
| Tax title liens | 11,438.93 |
| Foreclosed property | 239,824.33 |
| Accounts receivable | 4,176.35 |
| State road aid receivable | |
| Emergencies and deferred charges .. | |
| TOTAL ASSETS | \$1,797,939.22 |
| Cash liabilities | \$414,609.10 |
| Reserves | 418,996.31 |
| Surplus revenue | 964,333.81 |
| TOTAL LIABILITIES AND SURPLUS | \$1,797,939.22 |

* Includes \$266,408.75 Art. VI School Debt Service.

CLINTON TOWN—HUNTERDON COUNTY

Population Census, 1950—1,118 Land Area 1.2 sq. mi. Net Valuation Taxable \$1,249,319

EXPENDITURES AND REQUIRED PAYMENTS FOR 1952

| | |
|--|------------|
| General Government | |
| Administrative and executive | \$7,334.50 |
| Assessment and collection of taxes | 1,180.00 |
| Finance Department | 160.00 |

| | |
|---|----------|
| Protection to Persons & Property | |
| Fire | 3,950.00 |
| Police | 3,095.00 |
| Other | |

| | |
|-------------------------------|----------|
| Streets and Roads | |
| Repairs and maintenance | 5,372.00 |
| Street lighting | 2,528.50 |

| | |
|-------------------------------|----------|
| Sanitation | |
| Street cleaning | |
| Garbage and ash removal | 2,400.00 |
| Sewers | |

| | |
|---------------------------------------|--------|
| Health and Charities | |
| Health service | 769.00 |
| Poor (including relief) | 60.00 |
| Hospitals (aid and maintenance) | |
| Other | |

| | |
|------------------------------|-------|
| Recreation | |
| Beaches and boardwalks | |
| Parks and playgrounds | |
| Other | |

| | |
|------------------------------------|-------|
| Educational | |
| (Exclusive of school districts) .. | |

| | |
|------------------------------|-------|
| Unclassified Purposes | |
| (Including contingent) | 75.00 |

SUB-TOTAL—Municipal functions.. \$26,924.00

| | |
|---|----------------|
| Per Capita—Municipal functions | \$24.08 |
|---|----------------|

| | |
|---------------------------------------|----------|
| Capital imp'ts and capital imp't fund | \$740.00 |
|---------------------------------------|----------|

| | |
|-----------------------|---------|
| Debt Service | |
| Principal payments .. | |
| Interest payments .. | \$10.00 |

Total

| | |
|-------------------------------|--------|
| Per Capita Debt Service | \$0.01 |
|-------------------------------|--------|

| | |
|--|----------|
| Deferred Charges and Statutory Expenditures | |
| Emergencies | |
| Other deferred chgs. | \$943.03 |

Total

TOTAL—Municipal expenditures .. \$28,617.03

| | |
|---|------------------|
| Required Payments for Local School, County, and Special District Taxes | 60,490.70 |
|---|------------------|

TOTAL EXPENDITURES AND REQUIRED PAYMENTS **\$89,107.73**

Reserve for uncollected taxes

GRAND TOTAL—Budget **\$97,968.78**

RECEIPTS AND REVENUES REALIZED IN 1952 TO MEET EXPENDITURES AND REQUIRED PAYMENTS

| | |
|------------------------------------|----------|
| Surplus revenue appropriated .. | \$740.00 |
| Miscellaneous revenues realized .. | 5,796.21 |
| State aid revenues realized | 996.00 |

Delinquent taxes including

 liens—1952 collections ..

 current taxes—1952 collections..

 Emergency borrowings

TOTAL RECEIPTS AND REVENUES REALIZED **\$91,808.19**

CAPITAL OUTLAY—1952

| | |
|----------------------------------|-------|
| Beaches and boardwalks | |
| Buildings and equipment | |
| Parks and playgrounds | |
| Sewers | |
| Streets, roads and bridges | |
| Water supply | |
| Other | |

| | |
|------------------------------|---------------|
| Tax rate | \$6.81 |
| Local school tax rate | 3.84 |
| County tax rate | 1.00 |
| Local purpose tax rate | 1.97 |

TAXES

| | |
|------------------------------|-------------|
| Local school tax .. | \$48,011.21 |
| County taxes | 12,479.49 |
| Special district taxes | |

Local purpose levy

.....

Total tax levy (tax duplicate) ..

\$86,428.78

Per Capita Total Tax Levy **\$77.31**

Current

1952 taxes levied (total)

Collected in 1952

Per cent of levy collected in 1952 ..

Transferred to liens

Cancelled, abated or adjusted ..

Outstanding December 31, 1952 ..

All Prior Years Outstanding

Balance January 1, 1952

Collected in 1952

Balance December 31, 1952

Tax Title Liens Outstanding

Balance January 1, 1952

Redeemed by cash

Balance December 31, 1952

Property Acquired by Deed or Foreclosure

Balance January 1, 1952

Sale for cash

Balance December 31, 1952

CAPITAL DEBT, DECEMBER 31, 1952

Gross Debt

School debt

Self-liquidating debt ..

Other capital debt ..

TOTAL GROSS DEBT **\$271,722.00**

Per Capita Gross Debt **\$243.04**

Deductions for

School debt

Self-liquidating debt ..

Other capital debt ..

TOTAL DEDUCTIONS **271,722.00**

NET DEBT **.....**

Average Assessed Valuations

Real Property 1950-1951-1952..

Per Cent of Net Debt

CURRENT FINANCES DECEMBER 31, 1952

Cash

Taxes receivable

Tax title liens

Foreclosed property

Accounts receivable

State road aid receivable

Emergencies and deferred charges ..

TOTAL ASSETS **\$34,025.24**

Cash Liabilities

Reserves

Surplus revenue

TOTAL LIABILITIES AND SURPLUS **\$34,025.24**

CLINTON TOWNSHIP—HUNTERDON COUNTY

Population Census, 1950—2,926

Land Area 33.9 sq. mi.

Net Valuation Taxable \$2,110,835

EXPENDITURES AND REQUIRED PAYMENTS FOR 1952

| | |
|--|--------------------|
| General Government | |
| Administrative and executive | \$5,271.00 |
| Assessment and collection of taxes | 2,105.00 |
| Finance Department | 200.00 |
| Protection to Persons & Property | |
| Fire | 1,050.00 |
| Police | 700.00 |
| Other | |
| Streets and Roads | |
| Repairs and maintenance | 18,128.67 |
| Street lighting | |
| Sanitation | |
| Street cleaning | |
| Garbage and ash removal | |
| Sewers | |
| Health and Charities | |
| Health service | 400.00 |
| Poor (including relief) | 375.00 |
| Hospitals (aid and maintenance) | 100.00 |
| Other | |
| Recreation | |
| Beaches and boardwalks | |
| Parks and playgrounds | |
| Other | |
| Educational | |
| (Exclusive of school districts) | |
| Unclassified Purposes | |
| (Including contingent) | 50.00 |
| SUB-TOTAL—Municipal functions.. | \$28,379.67 |

| | |
|--|---------------|
| Per Capita—Municipal functions | \$9.70 |
| Capital imp'ts and capital imp't fund | \$11,314.39 |
| Debt Service | |
| Principal payments | |
| Interest payments | \$50.00 |
| Total | 50.00 |
| Per Capita Debt Service | \$0.02 |
| Deferred Charges and Statutory Expenditures | |
| Emergencies | |
| Other deferred chgs. | \$17.95 |
| Total | 17.95 |

| | |
|---|--------------------|
| TOTAL—Municipal expenditures | \$39,762.01 |
| Required Payments for Local School, County, and Special District Taxes | 105,936.35 |

| | |
|---|---------------------|
| TOTAL EXPENDITURES AND REQUIRED PAYMENTS | \$145,698.36 |
| Reserve for uncollected taxes | \$13,287.49 |
| GRAND TOTAL—Budget | \$158,985.85 |

| | |
|--|---------------------|
| RECEIPTS AND REVENUES REALIZED IN 1952 TO MEET EXPENDITURES AND REQUIRED PAYMENTS | |
| Surplus revenue appropriated | \$22,000.00 |
| Miscellaneous revenues realized | 20,193.74 |
| State aid revenues realized | 12,201.00 |
| Delinquent taxes including liens—1952 collections | 12,134.74 |
| Current taxes—1952 collections | 104,589.05 |
| Emergency borrowings | |
| TOTAL RECEIPTS AND REVENUES REALIZED | \$171,118.53 |

CAPITAL OUTLAY—1952

| | |
|--------------------------------------|-------|
| Beaches and boardwalks | |
| Buildings and equipment | |
| Parks and playgrounds | |
| Sewers | |
| Streets, roads and bridges | |
| Water supply | |
| Other | |

| | |
|----------------------------------|---------------|
| Tax rate | \$5.13 |
| Local school tax rate | 3.93 |
| County tax rate | 1.00 |
| Local purpose tax rate | 0.20 |

TAXES

| | | |
|---|---------------------|--|
| Local school tax | \$82,917.06 | |
| County taxes | 21,109.20 | |
| Special district taxes | 1,910.09 | |
| Local purpose levy | \$105,936.35 | |
| | 4,229.11 | |
| Total tax levy (tax duplicate) | \$110,165.46 | |

Per Capita Total Tax Levy \$37.65

| | |
|--|--------------|
| Current | |
| 1952 taxes levied (total) | \$111,527.30 |
| Collected in 1952 | 104,589.05 |
| Per cent of levy collected in 1952 | 93.77 |
| Transferred to liens | 2.57 |
| Cancelled, abated or adjusted | 195.51 |
| Outstanding December 31, 1952 | \$6,740.17 |

| | |
|-------------------------------------|-------------|
| All Prior Years Outstanding | |
| Balance January 1, 1952 | \$13,100.25 |
| Collected in 1952 | 12,107.07 |
| Balance December 31, 1952 | 866.67 |

| | |
|-------------------------------------|---------|
| Tax Title Liens Outstanding | |
| Balance January 1, 1952 | \$51.42 |
| Redeemed by cash | 27.67 |
| Balance December 31, 1952 | \$26.32 |

| | |
|---|-------|
| Property Acquired by Deed or Foreclosure | |
| Balance January 1, 1952 | |
| Sale for cash | |
| Balance December 31, 1952 | |

CAPITAL DEBT, DECEMBER 31, 1952

| | |
|--|---------------------|
| Gross Debt | |
| School debt | \$134,980.00 |
| Self-liquidating debt | |
| Other capital debt | |
| TOTAL GROSS DEBT | \$134,980.00 |
| Per Capita Gross Debt | \$46.13 |

| | |
|-----------------------------------|-------------------|
| Deductions for | |
| School debt | \$134,980.00 |
| Self-liquidating debt | |
| Other capital debt | |
| TOTAL DEDUCTIONS | 134,980.00 |
| NET DEBT | |

| | |
|--|----------------|
| Average Assessed Valuations | |
| Real Property 1950-1951-1952 | \$1,814,150.00 |
| Per Cent of Net Debt | |

CURRENT FINANCES DECEMBER 31, 1952

| | |
|--|---------------------|
| Cash | \$94,734.72 |
| Taxes receivable | 7,606.84 |
| Tax title liens | 26.32 |
| Foreclosed property | |
| Accounts receivable | 337.75 |
| State road aid receivable | |
| Emergencies and deferred charges | 105.00 |
| TOTAL ASSETS | \$102,810.63 |

| | |
|--|---------------------|
| Cash liabilities | \$26,895.75 |
| Reserves | \$7,970.91 |
| Surplus revenue | 67,943.97 |
| TOTAL LIABILITIES AND SURPLUS | \$102,810.63 |

CLOSTER BOROUGH—BERGEN COUNTY

Population Census, 1950—3,376

Land Area 3.17 sq. mi.

Net Valuation Taxable \$4,826,240

| | |
|--|---------------------|
| EXPENDITURES AND REQUIRED PAYMENTS FOR 1952 | |
| General Government | |
| Administrative and executive | \$30,900.00 |
| Assessment and collection of taxes | 7,300.00 |
| Finance Department | |
| Protection to Persons & Property | |
| Fire | 14,325.00 |
| Police | 42,450.00 |
| Other | |
| Streets and Roads | |
| Repairs and maintenance | 28,500.00 |
| Street lighting | 8,100.00 |
| Sanitation | |
| Street cleaning | |
| Garbage and ash removal | 19,350.00 |
| Sewers | |
| Health and Charities | |
| Health service | 8,350.00 |
| Poor (including relief) | 750.00 |
| Hospitals (aid and maintenance) | 500.00 |
| Other | |
| Recreation | |
| Beaches and boardwalks | |
| Parks and playgrounds | 3,000.00 |
| Other | 1,500.00 |
| Educational (Exclusive of school districts) .. | |
| Unclassified Purposes (Including contingent) | |
| | 500.00 |
| SUB-TOTAL—Municipal functions.. | \$165,525.00 |
| Per Capita—Municipal functions | |
| | \$49.03 |
| Capital imp'ts and capital imp't fund | \$12,000.00 |
| Debt Service | |
| Principal payments .. | |
| Interest payments .. | |
| Total Per Capita Debt Service | |
| Deferred Charges and Statutory Expenditures | |
| Emergencies | \$3,200.00 |
| Other deferred chgs. | 9,700.00 |
| Total | 12,900.00 |
| TOTAL—Municipal expenditures .. | \$190,425.00 |
| Required Payments for Local School, County, and Special District Taxes | |
| | 231,789.59 |
| TOTAL EXPENDITURES AND REQUIRED PAYMENTS | \$422,214.59 |
| Reserve for uncollected taxes | \$36,259.38 |
| GRAND TOTAL—Budget | \$458,650.89 |
| RECEIPTS AND REVENUES REALIZED IN 1952 TO MEET EXPENDITURES AND REQUIRED PAYMENTS | |
| Surplus revenue appropriated .. | \$48,000.00 |
| Miscellaneous revenues realized .. | 56,043.26 |
| State aid revenues realized | 9,330.00 |
| Delinquent taxes including | |
| Liens—1952 collections | 18,888.04 |
| Current taxes—1952 collections .. | 349,781.87 |
| Emergency borrowings | |
| TOTAL RECEIPTS AND REVENUES REALIZED | \$476,643.17 |

CAPITAL OUTLAY—1952

| | |
|----------------------------------|-------------|
| Beaches and boardwalks | |
| Buildings and equipment | \$22,213.50 |
| Parks and playgrounds | |
| Sewers | |
| Streets, roads and bridges | |
| Water supply | |
| Other | |

| | |
|------------------------------|---------------|
| Tax rate | \$7.47 |
| Local school tax rate | 3.99 |
| County tax rate | 0.81 |
| Local purpose tax rate | 2.67 |

TAXES

| | | |
|--|-----------------|---------------------|
| Local school tax ... | \$192,766.38 | |
| County taxes | 39,023.21 | |
| Special district taxes | | |
| Local purpose levy | | \$231,789.59 |
| | | 131,004.38 |
| Total tax levy (tax duplicate) .. | | \$362,793.97 |
| Per Capita Total Tax Levy | | |
| | \$107.46 | |

| | |
|---------------------------------------|--------------------|
| Current | |
| 1952 taxes levied (total) | \$373,771.95 |
| Collected in 1952 | 349,781.87 |
| Per cent of levy collected in 1952 .. | 93.58 |
| Transferred to liens | 1,249.39 |
| Cancelled, abated or adjusted .. | 844.11 |
| Outstanding December 31, 1952 .. | \$21,896.58 |

| | |
|------------------------------------|-------------------|
| All Prior Years Outstanding | |
| Balance January 1, 1952 | \$19,597.07 |
| Collected in 1952 | 16,918.72 |
| Balance December 31, 1952 | \$1,349.51 |

| | |
|------------------------------------|-------------------|
| Tax Title Liens Outstanding | |
| Balance January 1, 1952 | \$12,229.49 |
| Redeemed by cash | 1,969.32 |
| Balance December 31, 1952 | \$7,386.10 |

| | |
|---|---------------------|
| Property Acquired by Deed or Foreclosure | |
| Balance January 1, 1952 | \$165,413.25 |
| Sale for cash | 844.11 |
| Balance December 31, 1952 | \$163,091.25 |

CAPITAL DEBT, DECEMBER 31, 1952

| | |
|------------------------------------|---------------------|
| Gross Debt | |
| School debt | \$132,500.00 |
| Self-liquidating debt .. | |
| Other capital debt .. | 11,398.00 |
| TOTAL GROSS DEBT | \$143,898.00 |
| Per Capita Gross Debt | \$42.62 |

| | |
|-------------------------------|--------------------|
| Deductions for | |
| School debt | \$132,500.00 |
| Self-liquidating debt .. | |
| Other capital debt .. | |
| TOTAL DEDUCTIONS | 132,500.00 |
| NET DEBT | \$11,398.00 |

| | |
|------------------------------------|----------------|
| Average Assessed Valuations | |
| Real Property 1950-1951-1952 .. | \$4,044,537.00 |
| Per Cent of Net Debt | 0.28 |

CURRENT FINANCES DECEMBER 31, 1952

| | |
|--|---------------------|
| Cash | \$146,173.81 |
| Taxes receivable | 23,246.09 |
| Tax title liens | 7,386.10 |
| Foreclosed property | 163,091.25 |
| Accounts receivable | 200.00 |
| State road aid receivable .. | |
| Emergencies and deferred charges .. | |
| TOTAL ASSETS | \$340,097.25 |
| Cash liabilities | \$37,023.73 |
| Reserves | 193,923.44 |
| Surplus revenue | 109,150.08 |
| TOTAL LIABILITIES AND SURPLUS | \$340,097.25 |

COLLINGSWOOD BOROUGH—CAMDEN COUNTY

Population Census, 1950—15,800 Land Area 1.99 sq. mi. Net Valuation Taxable \$16,634,891

| | |
|--|---------------------|
| EXPENDITURES AND REQUIRED PAYMENTS FOR 1952 | |
| General Government | |
| Administrative and executive | \$39,577.25 |
| Assessment and collection of taxes | 14,665.00 |
| Finance Department | |
| Protection to Persons & Property | |
| Fire | 37,496.00 |
| Police | 100,775.00 |
| Other | |
| Streets and Roads | |
| Repairs and maintenance | 84,600.00 |
| Street lighting | 22,400.00 |
| Sanitation | |
| Street cleaning | |
| Garbage and ash removal | 2,250.00 |
| Sewers | |
| Health and Charities | |
| Health service | 4,191.25 |
| Poor (including relief) | 2,650.00 |
| Hospitals (aid and maintenance) | |
| Other | |
| Recreation | |
| Beaches and boardwalks | |
| Parks and playgrounds | 2,500.00 |
| Other | |
| Educational | |
| (Exclusive of school districts) .. | 15,381.50 |
| Unclassified Purposes | |
| (Including contingent) | 10,103.00 |
| SUB-TOTAL—Municipal functions.. | \$336,589.00 |

| | |
|--|---------------------|
| Per Capita—Municipal functions | \$21.30 |
| Capital imp'ts and capital imp't fund | \$5,000.00 |
| Debt Service | |
| Principal payments .. | \$48,000.00 |
| Interest payments .. | 8,661.25 |
| Total | 56,661.25 |
| Per Capita Debt Service | \$3.59 |
| Deferred Charges and Statutory Expenditures | |
| Emergencies | |
| Other deferred chgs. | \$34,694.32 |
| Total | 34,694.32 |
| TOTAL—Municipal expenditures .. | \$432,944.57 |

| | |
|---|-----------------------|
| Required Payments for Local School, County, and Special District Taxes | 703,568.74 |
| TOTAL EXPENDITURES AND REQUIRED PAYMENTS | \$1,136,513.31 |
| Reserve for uncollected taxes | \$93,000.00 |
| GRAND TOTAL—Budget | \$1,229,513.31 |

| | |
|--|-----------------------|
| RECEIPTS AND REVENUES REALIZED IN 1952 TO MEET EXPENDITURES AND REQUIRED PAYMENTS | |
| Surplus revenue appropriated .. | \$95,000.00 |
| Miscellaneous revenues realized .. | 148,454.44 |
| State aid revenues realized | 11,950.90 |
| Delinquent taxes including licns—1952 collections | 39,958.01 |
| current taxes—1952 collections .. | 942,487.85 |
| Emergency borrowings | |
| TOTAL RECEIPTS AND REVENUES REALIZED | \$1,237,851.20 |

| | |
|----------------------------------|-------------|
| CAPITAL OUTLAY—1952 | |
| Beaches and boardwalks | |
| Buildings and equipment | \$33,556.24 |
| Parks and playgrounds | |
| Sewers | 19,149.67 |
| Streets, roads and bridges | |
| Water supply | 71,355.20 |
| Other | 128.96 |

| | |
|---|---------------------|
| Local school tax | \$5.80 |
| Local school tax rate | 2.64 |
| County tax rate | 1.59 |
| Local purpose tax rate | 1.57 |
| TAXES | |
| Local school tax ... | \$438,888.61 |
| County taxes | 264,680.13 |
| Special district taxes | |
| Local purpose levy | \$703,568.74 |
| Total tax levy (tax duplicate) .. | \$965,316.99 |
| Per Capita Total Tax Levy | |
| | \$61.10 |
| Current | |
| 1952 taxes levied (total) | \$973,690.72 |
| Collected in 1952 | 942,487.85 |
| Per cent of levy collected in 1952 ... | 96.79 |
| Transferred to liens | 265.35 |
| Cancelled, abated or adjusted .. | 1,099.05 |
| Outstanding December 31, 1952 .. | \$29,838.47 |
| All Prior Years Outstanding | |
| Balance January 1, 1952 | \$44,102.52 |
| Collected in 1952 | 39,939.01 |
| Balance December 31, 1952 | \$3,892.14 |
| Tax Title Liens Outstanding | |
| Balance January 1, 1952 | \$1,447.74 |
| Redeemed by cash | 19.00 |
| Balance December 31, 1952 | \$1,694.09 |
| Property Acquired by Deed or Foreclosure | |
| Balance January 1, 1952 | \$5,425.00 |
| Sale for cash | 2,635.00 |
| Balance December 31, 1952 | \$2,790.00 |

| | |
|--|-----------------------|
| CAPITAL DEBT, DECEMBER 31, 1952 | |
| Gross Debt | |
| School debt | \$792,000.00 |
| Self-liquidating debt .. | 956,000.00 |
| Other capital debt .. | 264,000.00 |
| TOTAL GROSS DEBT | \$2,012,000.00 |
| Per Capita Gross Debt | \$127.34 |
| Deductions for | |
| School debt | \$792,000.00 |
| Self-liquidating debt .. | 698,074.00 |
| Other capital debt .. | |
| TOTAL DEDUCTIONS | 1,490,074.00 |
| NET DEBT | \$521,926.00 |
| Average Assessed Valuations | |
| Real Property 1950-1951-1952.. | \$14,680,491.00 |
| Per Cent of Net Debt | 3.55 |

| | |
|--|---------------------|
| CURRENT FINANCES DECEMBER 31, 1952 | |
| Cash | \$298,380.28 |
| Taxes receivable | 33,730.61 |
| Tax title liens | 1,694.09 |
| Foreclosed property | 2,790.00 |
| Accounts receivable | 5,975.47 |
| State road aid receivable | |
| Emergencies and deferred charges .. | 2,000.00 |
| TOTAL ASSETS | \$344,570.45 |
| Cash liabilities | \$46,202.02 |
| Reserves | 44,190.17 |
| Surplus revenue | 254,178.26 |
| TOTAL LIABILITIES AND SURPLUS | \$344,570.45 |

COMMERCIAL TOWNSHIP—CUMBERLAND COUNTY

Population Census, 1950—3,238 Land Area 34.0 sq. mi. Net Valuation Taxable \$1,013,520

| | |
|--|--------------------|
| EXPENDITURES AND REQUIRED PAYMENTS FOR 1952 | |
| General Government | |
| Administrative and executive | \$6,138.31 |
| Assessment and collection of taxes | 3,506.51 |
| Finance Department | |
| Protection to Persons & Property | |
| Fire | |
| Police | 2,799.46 |
| Other | |
| Streets and Roads | |
| Repairs and maintenance | 12,158.53 |
| Street lighting | |
| Sanitation | |
| Street cleaning | |
| Garbage and ash removal | 1,000.00 |
| Sewers | |
| Health and Charities | |
| Health service | 1,076.00 |
| Poor (including relief) | 850.00 |
| Hospitals (aid and maintenance) | |
| Other | |
| Recreation | |
| Benches and boardwalks | |
| Parks and playgrounds | |
| Other | |
| Educational | |
| (Exclusive of school districts) .. | |
| Unclassified Purposes | |
| (Including contingent) | 2,542.16 |
| SUB-TOTAL—Municipal functions.. | \$30,070.97 |

| | |
|---|---------------------|
| Per Capita—Municipal functions | \$0.29 |
| Capital imp'ts and capital imp't fund | \$4,600.00 |
| Debt Service | |
| Principal payments .. | \$5,000.00 |
| Interest payments .. | 250.00 |
| Total | 5,250.00 |
| Per Capita Debt Service | \$1.62 |
| Deferred Charges and Statutory Expenditures | |
| Emergencies | |
| Other deferred chgs. | \$272.34 |
| Total | 272.34 |
| TOTAL—Municipal expenditures .. | \$40,193.31 |
| Required Payments for Local School, County, and Special District Taxes | |
| | 102,653.28 |
| TOTAL EXPENDITURES AND REQUIRED PAYMENTS | \$142,846.59 |
| Reserve for uncollected taxes | \$16,969.00 |
| GRAND TOTAL—Budget | \$159,815.59 |

| | |
|--|---------------------|
| RECEIPTS AND REVENUES REALIZED IN 1952 TO MEET EXPENDITURES AND REQUIRED PAYMENTS | |
| Surplus revenue appropriated .. | \$11,225.34 |
| Miscellaneous revenues realized .. | 14,456.61 |
| State aid revenues realized | 11,390.00 |
| Delinquent taxes including | |
| liens—1952 collections | 12,946.34 |
| current taxes—1952 collections .. | 93,754.85 |
| Emergency borrowings | |
| TOTAL RECEIPTS AND REVENUES REALIZED | \$143,773.14 |

| | |
|----------------------------------|--|
| CAPITAL OUTLAY—1952 | |
| Beaches and boardwalks | |
| Buildings and equipment | |
| Parks and playgrounds | |
| Sewers | |
| Streets, roads and bridges | |
| Water supply | |
| Other | |

| | |
|------------------------------|---------------|
| Tax rate | \$0.76 |
| Local school tax rate | 7.39 |
| County tax rate | 1.36 |
| Local purpose tax rate | 1.01 |

| | |
|--|---------------------|
| TAXES | |
| Local school tax ... | \$74,906.55 |
| County taxes | 13,814.23 |
| Special district taxes | 13,932.50 |
| Local purpose levy | \$102,653.28 |
| | 10,602.00 |
| Total tax levy (tax duplicate) .. | \$113,255.28 |
| Per Capita Total Tax Levy | |
| | \$34.98 |

| | |
|---------------------------------------|--------------------|
| Current | |
| 1952 taxes levied (total) | \$113,518.94 |
| Collected in 1952 | 93,754.85 |
| Per cent of levy collected in 1952 .. | 82.58 |
| Transferred to liens | 918.27 |
| Cancelled, abated or adjusted .. | 708.96 |
| Outstanding December 31, 1952 .. | \$18,136.86 |

| | |
|------------------------------------|--------------------|
| All Prior Years Outstanding | |
| Balance January 1, 1952 | \$24,873.00 |
| Collected in 1952 | 11,474.37 |
| Balance December 31, 1952 | \$13,288.87 |

| | |
|------------------------------------|--------------------|
| Tax Title Liens Outstanding | |
| Balance January 1, 1952 | \$13,002.56 |
| Redeemed by cash | 1,471.97 |
| Balance December 31, 1952 | \$12,581.80 |

| | |
|---|--------------------|
| Property Acquired by Deed or Foreclosure | |
| Balance January 1, 1952 | \$20,085.00 |
| Sale for cash | 905.00 |
| Balance December 31, 1952 | \$19,180.00 |

| | |
|--|--------------|
| CAPITAL DEBT, DECEMBER 31, 1952 | |
| Gross Debt | |
| School debt | |
| Self-liquidating debt. | |
| Other capital debt .. | |
| TOTAL GROSS DEBT | |
| Per Capita Gross Debt | |

| | |
|-------------------------------|--------------|
| Deductions for | |
| School debt | |
| Self-liquidating debt. | |
| Other capital debt .. | |
| TOTAL DEDUCTIONS | |
| NET DEBT | |

| | |
|------------------------------------|--------------|
| Average Assessed Valuations | |
| Real Property 1950-1951-1952 .. | \$801,334.00 |
| Per Cent of Net Debt | |

| | |
|---|---------------------|
| CURRENT FINANCES DECEMBER 31, 1952 | |
| Cash | \$77,934.48 |
| Taxes receivable | 31,425.73 |
| Tax title liens | 12,581.80 |
| Foreclosed property | 19,180.00 |
| Accounts receivable | 289.68 |
| State road aid receivable | 2,000.00 |
| Emergencies and deferred charges .. | 942.97 |
| TOTAL ASSETS | \$144,354.66 |

| | |
|--|---------------------|
| Cash liabilities | \$9,972.83 |
| Reserves | 63,477.21 |
| Surplus revenue | 70,904.62 |
| TOTAL LIABILITIES AND SURPLUS | \$144,354.66 |

CORBIN CITY—CITY—ATLANTIC COUNTY

Population Census, 1950—238

Land Area 8.92 sq. mi.

Net Valuation Taxable \$89,484

EXPENDITURES AND REQUIRED PAYMENTS FOR 1952

| | |
|---|-------------------|
| General Government | |
| Administrative and executive | \$1,200.00 |
| Assessment and collection of taxes | 810.00 |
| Finance Department | 115.00 |
| Protection to Persons & Property | |
| Fire | 50.00 |
| Police | 101.00 |
| Other | |
| Streets and Roads | |
| Repairs and maintenance | 1,727.77 |
| Street lighting | 665.00 |
| Sanitation | |
| Street cleaning | |
| Garbage and ash removal | |
| Sewers | |
| Health and Charities | |
| Health service | 25.00 |
| Poor (including relief) | 45.00 |
| Hospitals (aid and maintenance) | |
| Other | |
| Recreation | |
| Beaches and boardwalks | |
| Parks and playgrounds | |
| Other | |
| Educational | |
| (Exclusive of school districts) | |
| Unclassified Purposes | |
| (Including contingent) | 50.00 |
| SUB-TOTAL—Municipal functions.. | \$4,788.77 |

| | |
|--|-------------------|
| Per Capita—Municipal functions | \$20.12 |
| Capital imp'ts and capital imp't fund | |
| Debt Service | |
| Principal payments | |
| Interest payments | |
| Total | |
| Per Capita Debt Service | |
| Deferred Charges and Statutory Expenditures | |
| Emergencies | |
| Other deferred chgs. | |
| Total | |
| TOTAL—Municipal expenditures .. | \$4,788.77 |

| | |
|---|-----------------|
| Required Payments for Local School, County, and Special District Taxes | 8,745.73 |
|---|-----------------|

TOTAL EXPENDITURES AND REQUIRED PAYMENTS

| | |
|-------------------------------------|--------------------|
| | \$13,534.50 |
| Reserve for uncollected taxes | \$2,396.77 |
| GRAND TOTAL—Budget | \$15,931.27 |

RECEIPTS AND REVENUES REALIZED IN 1952 TO MEET EXPENDITURES AND REQUIRED PAYMENTS

| | |
|---|--------------------|
| Surplus revenue appropriated .. | \$1,500.00 |
| Miscellaneous revenues realized .. | 3,827.73 |
| State aid revenues realized | 1,465.00 |
| Delinquent taxes including | |
| Liens—1952 collections | 815.71 |
| Current taxes—1952 collections.. | 8,486.66 |
| Emergency borrowings | |
| TOTAL RECEIPTS AND REVENUES REALIZED | \$16,095.10 |

CAPITAL OUTLAY—1952

| | |
|----------------------------------|-------|
| Beaches and boardwalks | |
| Buildings and equipment | |
| Parks and playgrounds | |
| Sewers | |
| Streets, roads and bridges | |
| Water supply | |
| Other | |

| | |
|-----------------------------|---------|
| Tax rate | \$12.13 |
| Local school tax rate | 8.05 |
| County tax rate | 1.73 |
| Local purpose tax rate | 2.35 |

TAXES

| | |
|--|--------------------|
| Local school tax ... | \$7,200.00 |
| County taxes | 1,545.73 |
| Special district taxes | |
| Local purpose levy | \$8,745.73 |
| | 2,100.54 |
| Total tax levy (tax duplicate) .. | \$10,846.27 |

Per Capita Total Tax Levy

| | |
|--|-------------|
| Current | |
| 1952 taxes levied (total) | \$10,846.27 |
| Collected in 1952 | 8,486.66 |
| Per cent of levy collected in 1952 ... | 78.24 |
| Transferred to liens | |
| Cancelled, abated or adjusted | |
| Outstanding December 31, 1952 .. | \$2,359.61 |

All Prior Years Outstanding

| | |
|---------------------------------|----------|
| Balance January 1, 1952 | \$917.96 |
| Collected in 1952 | 815.71 |
| Balance December 31, 1952 | \$102.25 |

Tax Title Liens Outstanding

| | |
|---------------------------------|-------------|
| Balance January 1, 1952 | \$15,371.92 |
| Redeemed by cash | 815.71 |
| Balance December 31, 1952 | \$15,371.92 |

Property Acquired by Deed or Foreclosure

| | |
|---------------------------------|----------|
| Balance January 1, 1952 | \$675.00 |
| Sale for cash | |
| Balance December 31, 1952 | \$675.00 |

CAPITAL DEBT, DECEMBER 31, 1952

| | |
|-----------------------------|-------|
| Gross Debt | |
| School debt | |
| Self-liquidating debt. | |
| Other capital debt .. | |

| | |
|------------------------------------|--------------|
| TOTAL GROSS DEBT | |
| Per Capita Gross Debt | |

Deductions for

| | |
|-----------------------------|-------|
| School debt | |
| Self-liquidating debt. | |
| Other capital debt .. | |

| | |
|-------------------------------|--------------|
| TOTAL DEDUCTIONS | |
| NET DEBT | |

Average Assessed Valuations

| | |
|---------------------------------|-------------|
| Real Property 1950-1951-1952 .. | \$87,877.00 |
| Per Cent of Net Debt | |

CURRENT FINANCES DECEMBER 31, 1952

| | |
|-------------------------------------|--------------------|
| Cash | \$10,822.73 |
| Taxes receivable | 2,461.86 |
| Tax title liens | 15,371.92 |
| Foreclosed property | 675.00 |
| Accounts receivable | |
| State road aid receivable | 2,000.00 |
| Emergencies and deferred charges .. | |
| TOTAL ASSETS | \$31,331.51 |

| | |
|------------------------|------------|
| Cash liabilities | \$1,402.17 |
| Reserves | 18,508.78 |
| Surplus revenue | 11,420.56 |

TOTAL LIABILITIES AND SURPLUS

\$31,331.51

CRANBURY TOWNSHIP—MIDDLESEX COUNTY

Population Census, 1950—1,797

Land Area 13.1 sq. mi.

Net Valuation Taxable \$1,955,513

| | |
|--|---------------------|
| EXPENDITURES AND REQUIRED PAYMENTS FOR 1952 | |
| General Government | |
| Administrative and executive | \$8,390.13 |
| Assessment and collection of taxes | 2,946.58 |
| Finance Department | 614.92 |
| Protection to Persons & Property | |
| Fire | 4,145.00 |
| Police | 3,340.73 |
| Other | |
| Streets and Roads | |
| Repairs and maintenance | 14,414.71 |
| Street lighting | 3,700.00 |
| Sanitation | |
| Street cleaning | |
| Garbage and ash removal | |
| Sewers | |
| Health and Charities | |
| Health service | 1,810.69 |
| Poor (including relief) | 478.94 |
| Hospitals (aid and maintenance) | 500.00 |
| Other | 156.32 |
| Recreation | |
| Beaches and boardwalks | |
| Parks and playgrounds | 500.00 |
| Other | |
| Educational | |
| (Exclusive of school districts) .. | 888.09 |
| Unclassified Purposes | |
| (Including contingent) | 247.50 |
| SUB-TOTAL—Municipal functions.. | \$42,133.61 |
| Per Capita—Municipal functions | |
| Capital imp'ts and capital imp't fund | \$23.45 |
| Debt Service | \$7,000.00 |
| Debt Service | |
| Principal payments | |
| Interest payments | |
| Total | |
| Per Capita Debt Service | |
| Deferred Charges and Statutory Expenditures | |
| Emergencies | |
| Other deferred chgs. | \$337.47 |
| Total | 337.47 |
| TOTAL—Municipal expenditures .. | \$49,471.08 |
| Required Payments for Local School, County, and Special District Taxes | |
| | 118,479.88 |
| TOTAL EXPENDITURES AND REQUIRED PAYMENTS | \$167,950.96 |
| Reserve for uncollected taxes | \$16,000.00 |
| GRAND TOTAL—Budget | \$183,950.96 |
| RECEIPTS AND REVENUES REALIZED IN 1952 TO MEET EXPENDITURES AND REQUIRED PAYMENTS | |
| Surplus revenue appropriated | \$12,000.00 |
| Miscellaneous revenues realized | 22,399.98 |
| State aid revenues realized | 7,583.00 |
| Delinquent taxes including | |
| liens—1952 collections | 10,412.58 |
| Current taxes—1952 collections .. | 127,676.89 |
| Emergency borrowings | |
| TOTAL RECEIPTS AND REVENUES REALIZED | \$180,072.45 |

CAPITAL OUTLAY—1952

| | |
|----------------------------------|-------|
| Beaches and boardwalks | |
| Buildings and equipment | |
| Parks and playgrounds | |
| Sewers | |
| Streets, roads and bridges | |
| Water supply | |
| Other | |

| | |
|------------------------------|---------------|
| Tax rate | \$6.00 |
| Local school tax rate | 4.37 |
| County tax rate | 1.69 |
| Local purpose tax rate | 0.93 |

TAXES

| | | |
|--|-------------|---------------------|
| Local school tax | \$85,502.00 | |
| County taxes | 32,977.88 | |
| Special district taxes | | |
| Local purpose levy | | \$118,479.88 |
| | | 19,684.47 |
| Total tax levy (tax duplicate) .. | | \$138,164.35 |
| Per Capita Total Tax Levy | | |
| | \$76.80 | |

| | |
|---------------------------------------|--------------|
| Current | |
| 1952 taxes levied (total) | \$142,008.73 |
| Collected in 1952 | 127,676.89 |
| Per cent of levy collected in 1952 .. | 89.90 |
| Transferred to liens | 142.59 |
| Cancelled, abated or adjusted .. | 62.32 |
| Outstanding December 31, 1952 .. | \$14,126.93 |

| | |
|------------------------------------|-------------|
| All Prior Years Outstanding | |
| Balance January 1, 1952 | \$14,797.38 |
| Collected in 1952 | 10,143.48 |
| Balance December 31, 1952 | \$4,330.57 |

| | |
|------------------------------------|------------|
| Tax Title Liens Outstanding | |
| Balance January 1, 1952 | \$1,961.70 |
| Redeemed by cash | 269.10 |
| Balance December 31, 1952 | \$2,175.47 |

| | |
|---|-------|
| Property Acquired by Deed or Foreclosure | |
| Balance January 1, 1952 | |
| Sale for cash | |
| Balance December 31, 1952 | |

CAPITAL DEBT, DECEMBER 31, 1952

| | |
|------------------------------------|---------------------|
| Gross Debt | |
| School debt | \$142,000.00 |
| Self-liquidating debt | |
| Other capital debt | |
| TOTAL GROSS DEBT | \$142,000.00 |
| Per Capita Gross Debt | \$79.02 |

| | |
|-------------------------------|--------------------|
| Deductions for | |
| School debt | \$104,254.00 |
| Self-liquidating debt | |
| Other capital debt | |
| TOTAL DEDUCTIONS | 104,254.00 |
| NET DEBT | \$37,746.00 |

| | |
|------------------------------------|----------------|
| Average Assessed Valuations | |
| Real Property 1950-1951-1952 .. | \$1,737,563.00 |
| Per Cent of Net Debt | 2.17 |

CURRENT FINANCES DECEMBER 31, 1952

| | |
|-------------------------------------|--------------------|
| Cash | \$77,622.67 |
| Taxes receivable | 18,457.50 |
| Tax title liens | 2,175.47 |
| Foreclosed property | |
| Accounts receivable | 96.50 |
| State road aid receivable | |
| Emergencies and deferred charges .. | 158.37 |
| TOTAL ASSETS | \$98,510.51 |

| | |
|------------------------|-------------|
| Cash liabilities | \$49,313.07 |
| Reserves | 20,729.47 |
| Surplus revenue | 28,467.97 |

| | |
|--|--------------------|
| TOTAL LIABILITIES AND SURPLUS | \$98,510.51 |
|--|--------------------|

CRANFORD TOWNSHIP—UNION COUNTY

Population Census, 1950—18,602 Land Area 4.9 sq. mi. Net Valuation Taxable \$26,185,976

| | |
|---|---------------------|
| EXPENDITURES AND RE-REQUIRED PAYMENTS FOR 1952 | |
| General Government | |
| Administrative and executive | \$55,065.00 |
| Assessment and collection of taxes | 41,750.00 |
| Finance Department | 6,400.00 |
| Protection to Persons & Property | |
| Fire | 99,541.00 |
| Police | 164,142.05 |
| Other | 7,404.00 |
| Streets and Roads | |
| Repairs and maintenance | 62,958.00 |
| Street lighting | 28,700.00 |
| Sanitation | |
| Street cleaning | 19,200.00 |
| Garbage and ash removal | 4,350.00 |
| Sewers | 27,993.43 |
| Health and Charities | |
| Health service | 10,875.00 |
| Poor (including relief) | 8,350.00 |
| Hospitals (aid and maintenance) | 2,500.00 |
| Other | |
| Recreation | |
| Beaches and boardwalks | |
| Parks and playgrounds | 12,000.00 |
| Other | |
| Educational | |
| (Exclusive of school districts) .. | 21,580.00 |
| Unclassified Purposes | |
| (Including contingent) | 69,144.00 |
| SUB-TOTAL—Municipal functions.. | \$641,952.48 |

| | |
|--|------------------|
| Per Capita—Municipal functions | \$34.51 |
| Capital imp'ts and capital imp't fund | \$200,000.00 |
| Debt Service | |
| Principal payments .. | \$74,000.00 |
| Interest payments .. | 23,737.00 |
| Total | 97,737.00 |
| Per Capita Debt Service | |
| | \$5.25 |
| Deferred Charges and Statutory Expenditures | |
| Emergencies | \$8,000.00 |
| Other deferred chgs. | 65,391.54 |
| Total | 73,391.54 |

| | |
|---|-----------------------|
| TOTAL—Municipal expenditures .. | \$1,013,081.02 |
| Required Payments for Local School, County, and Special District Taxes | 976,677.88 |

| | |
|---|-----------------------|
| TOTAL EXPENDITURES AND REQUIRED PAYMENTS | \$1,989,758.90 |
| Reserve for uncollected taxes | \$147,012.95 |
| GRAND TOTAL—Budget | \$2,136,771.85 |

| | |
|--|--------------|
| RECEIPTS AND REVENUES REALIZED IN 1952 TO MEET EXPENDITURES AND REQUIRED PAYMENTS | |
| Surplus revenue appropriated .. | \$448,000.00 |
| Miscellaneous revenues realized .. | 205,982.19 |
| State aid revenues realized | 13,722.96 |
| Delinquent taxes including | |
| liens—1952 collections | 43,086.18 |
| current taxes—1952 collections .. | 1,450,589.74 |
| Emergency borrowings | |

| | |
|---|-----------------------|
| TOTAL RECEIPTS AND REVENUES REALIZED | \$2,161,381.07 |
|---|-----------------------|

CAPITAL OUTLAY—1952

| | |
|----------------------------------|-------------|
| Beaches and boardwalks | |
| Buildings and equipment | \$22,692.65 |
| Parks and playgrounds | |
| Sewers | 2,840.62 |
| Streets, roads and bridges | 42,662.79 |
| Water supply | |
| Other | 11,593.58 |

| | |
|------------------------------|--------|
| Tax rate | \$5.50 |
| Local school tax rate | 2.89 |
| County tax rate | 0.84 |
| Local purpose tax rate | 1.86 |

TAXES

| | | |
|--|--------------|-----------------------|
| Local school tax ... | \$755,609.63 | |
| County taxes | 221,068.25 | |
| Special district taxes | | |
| | | \$976,677.88 |
| Local purpose levy | | 488,519.92 |
| Total tax levy (tax duplicate) .. | | \$1,465,197.80 |

| | |
|--|----------------|
| Per Capita Total Tax Levy | \$78.77 |
|--|----------------|

| | |
|--|----------------|
| Current | |
| 1952 taxes levied (total) | \$1,505,621.77 |
| Collected in 1952 | 1,450,589.74 |
| Per cent of levy collected in 1952 ... | 96.34 |
| Transferred to liens | 15,704.92 |
| Cancelled, abated or adjusted .. | 2,071.64 |
| Outstanding December 31, 1952 .. | \$37,255.47 |

| | |
|------------------------------------|-------------|
| All Prior Years Outstanding | |
| Balance January 1, 1952 | \$44,443.43 |
| Collected in 1952 | 37,947.81 |
| Balance December 31, 1952 | \$1,033.90 |

| | |
|------------------------------------|--------------|
| Tax Title Liens Outstanding | |
| Balance January 1, 1952 | \$381,491.15 |
| Redeemed by cash | 5,138.37 |
| Balance December 31, 1952 | \$357,227.26 |

| | |
|---|--------------|
| Property Acquired by Deed or Foreclosure | |
| Balance January 1, 1952 | \$116,765.00 |
| Sale for cash | 10,350.00 |
| Balance December 31, 1952 | \$134,765.00 |

CAPITAL DEBT, DECEMBER 31, 1952

| | |
|------------------------------------|-----------------------|
| Gross Debt | |
| School debt | \$1,762,000.00 |
| Self-liquidating debt .. | |
| Other capital debt .. | 522,966.00 |
| TOTAL GROSS DEBT | \$2,284,966.00 |
| Per Capita Gross Debt | \$122.83 |

| | |
|-------------------------------|---------------------|
| Deductions for | |
| School debt | \$1,762,000.00 |
| Self-liquidating debt .. | |
| Other capital debt .. | |
| TOTAL DEDUCTIONS | 1,762,000.00 |
| NET DEBT | \$522,966.00 |

| | |
|------------------------------------|-----------------|
| Average Assessed Valuations | |
| Real Property 1950-1951-1952 .. | \$23,648,354.00 |
| Per Cent of Net Debt | 2.21 |

CURRENT FINANCES DECEMBER 31, 1952

| | |
|-------------------------------------|---------------------|
| Cash | \$416,979.25 |
| Taxes receivable | 38,289.37 |
| Tax title liens | 357,227.26 |
| Foreclosed property | 134,765.00 |
| Accounts receivable | 1,311.46 |
| State road aid receivable | |
| Emergencies and deferred charges .. | 5,000.00 |
| TOTAL ASSETS | \$953,572.34 |

| | |
|------------------------|-------------|
| Cash liabilities | \$71,468.15 |
| Reserves | 531,593.09 |
| Surplus revenue | 350,511.10 |

| | |
|--|---------------------|
| TOTAL LIABILITIES AND SURPLUS | \$953,572.34 |
|--|---------------------|

CRESSKILL BOROUGH—BERGEN COUNTY

Population Census, 1950—3,534

Land Area 2.0 sq. mi.

Net Valuation Taxable \$4,634,888

EXPENDITURES AND REQUIRED PAYMENTS FOR 1952

General Government
 Administrative and executive \$24,670.00
 Assessment and collection of taxes 10,500.00
 Finance Department 1,675.00

Protection to Persons & Property
 Fire 15,750.00
 Police 40,000.00
 Other 40,000.00

Streets and Roads
 Repairs and maintenance 20,550.00
 Street lighting 6,100.00

Sanitation
 Street cleaning
 Garbage and ash removal 28,000.00
 Sewers

Health and Charities
 Health service 5,025.00
 Poor (including relief) 1,050.00
 Hospitals (aid and maintenance) ..
 Other

Recreation
 Beaches and boardwalks
 Parks and playgrounds
 Other 800.00

Educational
 (Exclusive of school districts) .. 250.00

Unclassified Purposes
 (Including contingent) 630.00

SUB-TOTAL—Municipal functions.. \$155,000.00

Per Capita—Municipal functions ... \$43.86

Capital imp'ts and capital imp't fund \$3,500.00

Debt Service
 Principal payments . \$35,000.00
 Interest payments .. 5,220.00

Total 40,220.00

Per Capita Debt Service \$11.38

Deferred Charges and Statutory Expenditures
 Emergencies
 Other deferred chgs. \$1,876.98

Total 1,876.98

TOTAL—Municipal expenditures ... \$200,596.98

Required Payments for Local School, County, and Special District Taxes 237,118.95

TOTAL EXPENDITURES AND REQUIRED PAYMENTS \$437,715.93

Reserve for uncollected taxes \$42,637.15

GRAND TOTAL—Budget \$480,353.08

RECEIPTS AND REVENUES REALIZED IN 1952 TO MEET EXPENDITURES AND REQUIRED PAYMENTS

Surplus revenue appropriated .. \$40,000.00
 Miscellaneous revenues realized .. 59,947.23
 State aid revenues realized 2,823.00
 Delinquent taxes including liens—1952 collections 22,662.56
 Current taxes—1952 collections.. 341,775.55
 Emergency borrowings

TOTAL RECEIPTS AND REVENUES REALIZED \$467,208.34

CAPITAL OUTLAY—1952

Beaches and boardwalks
 Buildings and equipment
 Parks and playgrounds
 Sewers
 Streets, roads and bridges \$9,696.11
 Water supply
 Other 6,456.46

Tax rate \$7.93
 Local school tax rate 4.31
 County tax rate 0.81
 Local purpose tax rate 2.81

TAXES

Local school tax ... \$199,584.99
 County taxes 37,533.96
 Special district taxes

Local purpose levy \$237,118.95
 Total tax levy (tax duplicate) .. 130,116.76

Per Capita Total Tax Levy \$103.92

Current
 1952 taxes levied (total) \$383,695.90
 Collected in 1952 341,775.55
 Per cent of lev collected in 1952 ... 89.07
 Transferred to liens 6,936.58
 Cancelled, abated or adjusted 1,936.59
 Outstanding December 31, 1952 .. \$33,047.18

All Prior Years Outstanding
 Balance January 1, 1952 \$24,819.08
 Collected in 1952 20,617.77
 Balance December 31, 1952 \$3,913.53

Tax Title Liens Outstanding
 Balance January 1, 1952 \$91,495.78
 Redeemed by cash 2,044.79
 Balance December 31, 1952 \$37,410.69

Property Acquired by Deed or Foreclosure
 Balance January 1, 1952 \$60,755.44
 Sale for cash 17,137.34
 Balance December 31, 1952 \$108,493.78

CAPITAL DEBT, DECEMBER 31, 1952

Gross Debt
 School debt \$487,000.00
 Self-liquidating debt ..
 Other capital debt .. 109,750.00

TOTAL GROSS DEBT \$596,750.00

Per Capita Gross Debt \$168.86

Deductions for
 School debt \$225,755.00
 Self-liquidating debt ..
 Other capital debt ..

TOTAL DEDUCTIONS 225,755.00

NET DEBT \$370,995.00

Average Assessed Valuations
 Real Property 1950-1951-1952.. \$3,762,580.00
 Per Cent of Net Debt 9.86

CURRENT FINANCES DECEMBER 31, 1952

Cash \$164,184.62
 Taxes receivable 36,960.71
 Tax title liens 37,410.69
 Foreclosed property 108,493.78
 Accounts receivable 4,149.80
 State road aid receivable ..
 Emergencies and deferred charges .. 392.94

TOTAL ASSETS \$351,592.54

Cash liabilities \$104,655.96
 Reserves 187,014.98
 Surplus revenue 59,921.60

TOTAL LIABILITIES AND SURPLUS \$351,592.54

DEAL BOROUGH—MONMOUTH COUNTY

Population Census, 1950—1,064

Land Area 1.2 sq. mi.

Net Valuation Taxable \$6,010,150

EXPENDITURES AND REQUIRED PAYMENTS FOR 1952

| | |
|---|---------------------|
| General Government | |
| Administrative and executive | \$31,191.16 |
| Assessment and collection of taxes | 6,777.77 |
| Finance Department | 1,204.56 |
| Protection to Persons & Property | |
| Fire | 21,102.51 |
| Police | 60,142.35 |
| Other | |
| Streets and Roads | |
| Repairs and maintenance | 19,502.46 |
| Street lighting | 8,224.64 |
| Sanitation | |
| Street cleaning | |
| Garbage and ash removal | 13,984.82 |
| Sewers | 8,436.14 |
| Health and Charities | |
| Health service | 891.36 |
| Poor (including relief) | 60.00 |
| Hospitals (aid and maintenance) | 500.00 |
| Other | |
| Recreation | |
| Beaches and boardwalks | 43,210.76 |
| Parks and playgrounds | 311.53 |
| Other | |
| Educational | |
| (Exclusive of school districts) .. | 282.48 |
| Unclassified Purposes | |
| (Including contingent) | 7,916.00 |
| SUB-TOTAL—Municipal functions.. | \$223,738.54 |

| | |
|--|--------------------|
| Per Capita—Municipal functions | \$210.25 |
| Capital imp'ts and capital imp't fund | |
| Debt Service | |
| Principal payments .. | \$45,000.00 |
| Interest payments .. | 5,397.00 |
| Total | \$50,397.00 |
| Per Capita Debt Service | |
| Deferred Charges and Statutory Expenditures | \$47.37 |
| Emergencies | |
| Other deferred chgs. .. | \$67,805.90 |
| Total | 67,805.90 |

| | |
|---|---------------------|
| TOTAL—Municipal expenditures ... | \$341,941.44 |
| Required Payments for Local School, County, and Special District Taxes | |
| | 145,526.34 |

| | |
|---|---------------------|
| TOTAL EXPENDITURES AND REQUIRED PAYMENTS | \$487,467.78 |
| Reserve for uncollected taxes | \$29,464.55 |
| GRAND TOTAL—Budget | \$516,932.33 |

RECEIPTS AND REVENUES REALIZED IN 1952 TO MEET EXPENDITURES AND REQUIRED PAYMENTS

| | |
|---|---------------------|
| Surplus revenue appropriated .. | \$56,000.00 |
| Miscellaneous revenues realized .. | 147,611.66 |
| State aid revenues realized | 2,015.00 |
| Delinquent taxes including | |
| liens—1952 collections | 20,088.99 |
| current taxes—1952 collections .. | 318,105.16 |
| Emergency borrowings | |
| TOTAL RECEIPTS AND REVENUES REALIZED | \$543,820.81 |

CAPITAL OUTLAY—1952

| | |
|----------------------------------|-------------|
| Beaches and boardwalks | \$60,099.48 |
| Buildings and equipment | 17,479.71 |
| Parks and playgrounds | |
| Sewers | |
| Streets, roads and bridges | |
| Water supply | |
| Other | |

| | |
|------------------------------|---------------|
| Tax rate | \$5.59 |
| Local school tax rate | 0.82 |
| County tax rate | 1.61 |
| Local purpose tax rate | 3.16 |

TAXES

| | | |
|--|-------------|---------------------|
| Local school tax ... | \$49,000.00 | |
| County taxes | 96,526.34 | |
| Special district taxes | | |
| Local purpose levy | | \$145,526.34 |
| | | 190,006.20 |
| Total tax levy (tax duplicate) .. | | \$335,532.54 |

| | |
|--|-----------------|
| Per Capita Total Tax Levy | \$315.35 |
|--|-----------------|

| | |
|--|--------------|
| Current | |
| 1952 taxes levied (total) | \$338,295.78 |
| Collected in 1952 | 318,105.16 |
| Per cent of levy collected in 1952 ... | 94.03 |
| Transferred to liens | 502.44 |
| Cancelled, abated or adjusted | 1,515.69 |
| Outstanding December 31, 1952 .. | \$18,172.49 |

| | |
|------------------------------------|-------------|
| All Prior Years Outstanding | |
| Balance January 1, 1952 | \$20,219.76 |
| Collected in 1952 | 19,952.23 |
| Balance December 31, 1952 | \$6.83 |

| | |
|------------------------------------|----------|
| Tax Title Liens Outstanding | |
| Balance January 1, 1952 | \$419.58 |
| Redeemed by cash | 136.76 |
| Balance December 31, 1952 | \$810.29 |

| | |
|---|----------|
| Property Acquired by Deed or Foreclosure | |
| Balance January 1, 1952 | |
| Sale for cash | |
| Balance December 31, 1952 | \$600.00 |

CAPITAL DEBT, DECEMBER 31, 1952

| | |
|------------------------------------|---------------------|
| Gross Debt | |
| School debt | \$390,000.00 |
| Self-liquidating debt | |
| Other capital debt | 217,733.00 |
| TOTAL GROSS DEBT | \$607,733.00 |
| Per Capita Gross Debt | \$571.18 |

| | |
|-------------------------------|---------------------|
| Deductions for | |
| School debt | \$338,279.00 |
| Self-liquidating debt | |
| Other capital debt .. | |
| TOTAL DEDUCTIONS | 338,279.00 |
| NET DEBT | \$269,454.00 |

| | |
|------------------------------------|----------------|
| Average Assessed Valuations | |
| Real Property 1950-1951-1952.. | \$5,637,983.00 |
| Per Cent of Net Debt | 4.77 |

CURRENT FINANCES DECEMBER 31, 1952

| | |
|-------------------------------------|---------------------|
| Cash | \$201,909.78 |
| Taxes receivable | 18,179.32 |
| Tax title liens | 810.29 |
| Foreclosed property | 600.00 |
| Accounts receivable | 42,553.23 |
| State road aid receivable | |
| Emergencies and deferred charges .. | 300.00 |
| TOTAL ASSETS | \$264,352.62 |

| | |
|------------------------|------------|
| Cash liabilities | \$7,630.72 |
| Reserves | 62,142.84 |
| Surplus revenue | 194,579.06 |

| | |
|--|---------------------|
| TOTAL LIABILITIES AND SURPLUS | \$264,352.62 |
|--|---------------------|

DEERFIELD TOWNSHIP—CUMBERLAND COUNTY

Population Census, 1950—1,758

Land Area 16.7 sq. mi.

Net Valuation Taxable \$756,750

| EXPENDITURES AND REQUIRED PAYMENTS FOR 1952 | |
|--|--------------------|
| General Government | |
| Administrative and executive | \$2,670.42 |
| Assessment and collection of taxes | 2,575.80 |
| Finance Department | 155.00 |
| Protection to Persons & Property | |
| Fire | 1,250.00 |
| Police | 1,200.00 |
| Other | |
| Streets and Roads | |
| Repairs and maintenance | 8,656.66 |
| Street lighting | 1,303.78 |
| Sanitation | |
| Street cleaning | |
| Garbage and ash removal | |
| Sewers | |
| Health and Charities | |
| Health service | 848.00 |
| Poor (including relief) | 400.00 |
| Hospitals (aid and maintenance) .. | |
| Other | |
| Recreation | |
| Beaches and boardwalks | |
| Parks and playgrounds | |
| Other | |
| Educational | |
| (Exclusive of school districts) .. | |
| Unclassified Purposes | |
| (Including contingent) | 100.00 |
| SUB-TOTAL—Municipal functions.. | \$19,159.66 |
| Per Capita—Municipal functions | \$10.90 |
| Capital imp'ts and capital imp't fund | 1,250.00 |
| Debt Service | |
| Principal payments .. | \$1,140.00 |
| Interest payments .. | 11.40 |
| Total | 1,151.40 |
| Per Capita Debt Service | |
| | \$0.65 |
| Deferred Charges and Statutory Expenditures | |
| Emergencies | |
| Other deferred chgs. .. | \$6,000.00 |
| Total | 6,000.00 |
| TOTAL—Municipal expenditures .. | \$27,561.06 |
| Required Payments for Local School, County, and Special District Taxes | |
| | 50,349.74 |
| TOTAL EXPENDITURES AND REQUIRED PAYMENTS | \$77,910.80 |
| Reserve for uncollected taxes | 13,933.33 |
| GRAND TOTAL—Budget | \$91,844.13 |
| RECEIPTS AND REVENUES REALIZED IN 1952 TO MEET EXPENDITURES AND REQUIRED PAYMENTS | |
| Surplus revenue appropriated .. | \$10,746.47 |
| Miscellaneous revenues realized. | 20,929.94 |
| State aid revenues realized | 7,611.00 |
| Delinquent taxes including | |
| liens—1952 collections | 10,167.65 |
| Current taxes—1952 collections.. | 41,274.99 |
| Emergency borrowings | |
| TOTAL RECEIPTS AND REVENUES REALIZED | \$90,730.05 |
| CAPITAL OUTLAY—1952 | |
| Beaches and boardwalks | |
| Buildings and equipment | |
| Parks and playgrounds | |
| Sewers | |
| Streets, roads and bridges | |
| Water supply | |
| Other | |

| Local school tax rate | \$6.97 |
|---|--------------------|
| Tax rate | |
| Local school tax rate | 5.29 |
| County tax rate | 1.37 |
| Local purpose tax rate | 0.31 |
| TAXES | |
| Local school tax ... | \$40,000.55 |
| County taxes | 10,349.19 |
| Special district taxes | |
| Local purpose levy | \$50,349.74 |
| | 2,421.92 |
| Total tax levy (tax duplicate) .. | \$52,771.66 |
| Per Capita Total Tax Levy | |
| | \$30.02 |
| Current | |
| 1952 taxes levied (total) | \$53,073.01 |
| Collected in 1952 | 41,274.99 |
| Per cent of levy collected in 1952 ... | 77.77 |
| Transferred to liens | 325.00 |
| Cancelled, abated or adjusted | 69.70 |
| Outstanding December 31, 1952 .. | \$11,403.32 |
| All Prior Years Outstanding | |
| Balance January 1, 1952 | \$11,988.15 |
| Collected in 1952 | 10,167.65 |
| Balance December 31, 1952 | \$1,316.63 |
| Tax Title Liens Outstanding | |
| Balance January 1, 1952 | \$6,663.37 |
| Redeemed by cash | |
| Balance December 31, 1952 | \$5,975.48 |
| Property Acquired by Deed or Foreclosure | |
| Balance January 1, 1952 | |
| Sale for cash | \$2,285.00 |
| Balance December 31, 1952 | \$516.09 |
| CAPITAL DEBT, DECEMBER 31, 1952 | |
| Gross Debt | |
| School debt | |
| Self-liquidating debt. | |
| Other capital debt .. | |
| TOTAL GROSS DEBT | |
| Per Capita Gross Debt | |
| | |
| Deductions for | |
| School debt | |
| Self-liquidating debt. | |
| Other capital debt .. | |
| TOTAL DEDUCTIONS | |
| NET DEBT | |
| Average Assessed Valuations | |
| Real Property 1950-1951-1952.. | \$650,208.00 |
| Per Cent of Net Debt | |
| CURRENT FINANCES DECEMBER 31, 1952 | |
| Cash | \$34,988.13 |
| Taxes receivable | 12,720.01 |
| Tax title liens | 5,975.48 |
| Foreclosed property | 516.09 |
| Accounts receivable | |
| State road aid receivable | 3,041.14 |
| Emergencies and deferred charges .. | |
| TOTAL ASSETS | \$57,240.85 |
| Cash liabilities | \$5,093.04 |
| Reserves | 19,211.58 |
| Surplus revenue | 32,936.23 |
| TOTAL LIABILITIES AND SURPLUS | \$57,240.85 |

DELANCO TOWNSHIP—BURLINGTON COUNTY

Population Census, 1950—2,805 Land Area 2.16 sq. mi. Net Valuation Taxable \$1,460,498

| | |
|--|---------------------|
| EXPENDITURES AND REQUIRED PAYMENTS FOR 1952 | |
| General Government | |
| Administrative and executive | \$6,451.51 |
| Assessment and collection of taxes | 2,344.82 |
| Finance Department | 500.00 |
| Protection to Persons & Property | |
| Fire | |
| Police | 8,101.09 |
| Other | |
| Streets and Roads | |
| Repairs and maintenance | 9,258.83 |
| Street lighting | 3,170.46 |
| Sanitation | |
| Street cleaning | |
| Garbage and ash removal | 4,620.97 |
| Sewers | |
| Health and Charities | |
| Health service | 1,097.80 |
| Poor (including relief) | 1,103.00 |
| Hospitals (aid and maintenance) | |
| Other | |
| Recreation | |
| Beaches and boardwalks | |
| Parks and playgrounds | |
| Other | 125.00 |
| Educational | |
| (Exclusive of school districts) .. | 200.00 |
| Unclassified Purposes | |
| (Including contingent) | 947.49 |
| SUB-TOTAL—Municipal functions.. | \$37,920.97 |
| Per Capita—Municipal functions | |
| Capital imp'ts and capital imp't fund | \$13.52 |
| Debt Service | |
| Principal payments .. | \$4,000.00 |
| Interest payments .. | 1,040.00 |
| Total | 5,040.00 |
| Per Capita Debt Service | \$1.80 |
| Deferred Charges and Statutory Expenditures | |
| Emergencies | |
| Other deferred chgs. | |
| Total | |
| TOTAL—Municipal expenditures ... | \$44,592.31 |
| Required Payments for Local School, County, and Special District Taxes | |
| | 157,600.18 |
| TOTAL EXPENDITURES AND REQUIRED PAYMENTS | \$202,192.49 |
| Reserve for uncollected taxes | \$11,968.34 |
| GRAND TOTAL—Budget | \$214,160.83 |
| RECEIPTS AND REVENUES REALIZED IN 1952 TO MEET EXPENDITURES AND REQUIRED PAYMENTS | |
| Surplus revenue appropriated .. | \$8,100.00 |
| Miscellaneous revenues realized. | 24,832.02 |
| State aid revenues realized | 3,923.00 |
| Delinquent taxes including | |
| liens—1952 collections | 17,924.84 |
| current taxes—1952 collections.. | 160,163.58 |
| Emergency borrowings | |
| TOTAL RECEIPTS AND REVENUES REALIZED | \$214,943.44 |

CAPITAL OUTLAY—1952

| | |
|----------------------------------|-------------|
| Beaches and boardwalks | |
| Buildings and equipment | |
| Parks and playgrounds | |
| Sewers | \$28,709.43 |
| Streets, roads and bridges | 1,911.30 |
| Water supply | |
| Other | |

| | |
|---|---------------------|
| Tax rate | \$11.57 |
| Local school tax rate | 8.14 |
| County tax rate | 2.26 |
| Local purpose tax rate | 1.17 |
| TAXES | |
| Local school tax ... | \$118,949.76 |
| County taxes | 33,055.42 |
| Special district taxes | 5,595.00 |
| Local purpose levy | \$157,600.18 |
| Total tax levy (tax duplicate) .. | \$174,439.86 |
| Per Capita Total Tax Levy | \$62.19 |
| Current | |
| 1952 taxes levied (total) | \$175,823.61 |
| Collected in 1952 | 160,163.58 |
| Per cent of levy collected in 1952 ... | 91.09 |
| Transferred to liens | |
| Cancelled, abated or adjusted | |
| Outstanding December 31, 1952 .. | \$15,660.03 |
| All Prior Years Outstanding | |
| Balance January 1, 1952 | \$22,648.53 |
| Collected in 1952 | 17,242.28 |
| Balance December 31, 1952 | \$5,406.25 |
| Tax Title Liens Outstanding | |
| Balance January 1, 1952 | \$9,714.28 |
| Redeemed by cash | 682.56 |
| Balance December 31, 1952 | \$9,031.72 |
| Property Acquired by Deed or Foreclosure | |
| Balance January 1, 1952 | |
| Sale for cash | |
| Balance December 31, 1952 | |

CAPITAL DEBT, DECEMBER 31, 1952

| | |
|------------------------------------|--------------------|
| Gross Debt | |
| School debt | \$9,000.00 |
| Self-liquidating debt. | |
| Other capital debt .. | 28,000.00 |
| TOTAL GROSS DEBT | \$37,000.00 |
| Per Capita Gross Debt | \$13.19 |
| Deductions for | |
| School debt | \$9,000.00 |
| Self-liquidating debt. | |
| Other capital debt .. | |
| TOTAL DEDUCTIONS | 9,000.00 |
| NET DEBT | \$28,000.00 |
| Average Assessed Valuations | |
| Real Property 1950-1951-1952.. | \$1,343,618.00 |
| Per Cent of Net Debt | 2.08 |

CURRENT FINANCES DECEMBER 31, 1952

| | |
|--|--------------------|
| Cash | \$44,655.09 |
| Taxes receivable | 21,066.28 |
| Tax title liens | 9,031.72 |
| Foreclosed property | |
| Accounts receivable | 1,169.27 |
| State road aid receivable | |
| Emergencies and deferred charges .. | 651.94 |
| TOTAL ASSETS | \$76,574.30 |
| Cash liabilities | \$4,875.04 |
| Reserves | 31,267.27 |
| Surplus revenue | 40,431.99 |
| TOTAL LIABILITIES AND SURPLUS | \$76,574.30 |

DELAWARE TOWNSHIP—CAMDEN COUNTY

Population Census, 1950—10,358

Land Area 24.51 sq. ml.

Net Valuation Taxable \$10,346,238

| | |
|--|---------------------|
| EXPENDITURES AND REQUIRED PAYMENTS FOR 1952 | |
| General Government | |
| Administrative and executive | \$41,010.00 |
| Assessment and collection of taxes | 28,000.00 |
| Finance Department | |
| Protection to Persons & Property | |
| Fire | 14,476.00 |
| Police | 54,050.00 |
| Other | |
| Streets and Roads | |
| Repairs and maintenance | 51,500.00 |
| Street lighting | 15,500.00 |
| Sanitation | |
| Street cleaning | |
| Garbage and ash removal | 1,325.00 |
| Sewers | |
| Health and Charities | |
| Health service | 1,800.00 |
| Poor (including relief) | 1,110.00 |
| Hospitals (aid and maintenance) .. | |
| Other | |
| Recreation | |
| Beaches and boardwalks | |
| Parks and playgrounds | 4,000.00 |
| Other | |
| Educational | |
| (Exclusive of school districts) .. | |
| Unclassified Purposes | |
| (Including contingent) | |
| SUB-TOTAL—Municipal functions.. | \$212,771.00 |

| | |
|--|---------------------|
| Per Capita—Municipal functions | \$20.54 |
| Capital imp'ts and capital imp't fund | \$34,340.00 |
| Debt Service | |
| Principal payments .. | \$40,000.00 |
| Interest payments .. | 17,183.75 |
| Total | 57,183.75 |
| Per Capita Debt | |
| Service | \$5.52 |
| Deferred Charges and Statutory Expenditures | |
| Emergencies | \$2,000.00 |
| Other deferred chgs. | 2,026.74 |
| Total | 4,026.74 |
| TOTAL—Municipal expenditures ... | \$308,321.49 |

| | |
|---|-------------------|
| Required Payments for Local School, County, and Special District Taxes | 484,703.95 |
|---|-------------------|

| | |
|---|---------------------|
| TOTAL EXPENDITURES AND REQUIRED PAYMENTS | \$793,025.44 |
| Reserve for uncollected taxes | \$60,951.78 |
| GRAND TOTAL—Budget | \$853,977.22 |

| | |
|--|---------------------|
| RECEIPTS AND REVENUES REALIZED IN 1952 TO MEET EXPENDITURES AND REQUIRED PAYMENTS | |
| Surplus revenue appropriated .. | \$90,000.00 |
| Miscellaneous revenues realized .. | 139,851.29 |
| State aid revenues realized | 19,090.00 |
| Delinquent taxes including liens—1952 collections .. | 34,091.06 |
| Current taxes—1952 collections.. | 588,386.43 |
| Emergency borrowings | |
| TOTAL RECEIPTS AND REVENUES REALIZED | \$871,418.78 |

CAPITAL OUTLAY—1952

| | |
|----------------------------------|-------------|
| Beaches and boardwalks | |
| Buildings and equipment | |
| Parks and playgrounds | |
| Sewers | \$12,569.33 |
| Streets, roads and bridges | 9,375.68 |
| Water supply | |
| Other | |

| | |
|------------------------------|---------------|
| Tax rate | \$5.68 |
| Local school tax rate | 2.87 |
| County tax rate | 1.61 |
| Local purpose tax rate | 1.20 |

TAXES

| | | |
|--|---------------------|--------------|
| Local school tax ... | \$296,677.50 | |
| County taxes | 166,639.45 | |
| Special district taxes | 21,387.00 | |
| Local purpose levy | | \$484,703.95 |
| | | 121,273.27 |
| Total tax levy (tax duplicate) .. | \$605,977.22 | |
| Per Capita Total Tax Levy | \$56.44 | |

| | |
|--|--------------------|
| Current | |
| 1952 taxes levied (total) | \$624,356.11 |
| Collected in 1952 | 588,386.43 |
| Per cent of levy collected in 1952 ... | 94.23 |
| Transferred to liens | |
| Cancelled, abated or adjusted | |
| Outstanding December 31, 1952 .. | \$35,969.68 |

| | |
|------------------------------------|-------------------|
| All Prior Years Outstanding | |
| Balance January 1, 1952 | \$39,049.10 |
| Collected in 1952 | 31,540.01 |
| Balance December 31, 1952 | \$7,509.09 |

| | |
|------------------------------------|--------------------|
| Tax Title Liens Outstanding | |
| Balance January 1, 1952 | \$55,506.50 |
| Redeemed by cash | 2,551.05 |
| Balance December 31, 1952 | \$52,955.45 |

| | |
|---|-------------------|
| Property Acquired by Deed or Foreclosure | |
| Balance January 1, 1952 | \$57,102.76 |
| Sale for cash | 50,476.80 |
| Balance December 31, 1952 | \$6,625.96 |

CAPITAL DEBT, DECEMBER 31, 1952

| | |
|------------------------------------|-----------------------|
| Gross Debt | |
| School debt | \$406,000.00 |
| Self-liquidating debt .. | 105,000.00 |
| Other capital debt .. | 59,600.00 |
| TOTAL GROSS DEBT | \$1,107,000.00 |
| Per Capita Gross Debt | \$106.87 |

| | |
|-------------------------------|---------------------|
| Deductions for | |
| School debt | \$406,000.00 |
| Self-liquidating debt .. | 105,000.00 |
| Other capital debt .. | |
| TOTAL DEDUCTIONS | \$511,000.00 |
| NET DEBT | \$596,000.00 |

| | |
|------------------------------------|----------------|
| Average Assessed Valuations | |
| Real Property 1950-1951-1952.. | \$9,343,623.00 |
| Per Cent of Net Debt | 6.38 |

| | |
|--|---------------------|
| CURRENT FINANCES DECEMBER 31, 1952 | |
| Cash | \$272,503.68 |
| Taxes receivable | 43,478.77 |
| Tax title liens | 52,955.45 |
| Foreclosed property | 6,625.96 |
| Accounts receivable | 1,288.13 |
| State road aid receivable | 11,666.59 |
| Emergencies and deferred charges .. | |
| TOTAL ASSETS | \$388,518.58 |
| Cash liabilities | \$59,870.75 |
| Reserves | 104,348.31 |
| Surplus revenue | 224,299.52 |
| TOTAL LIABILITIES AND SURPLUS | \$388,518.58 |

DELAWARE TOWNSHIP—HUNTERDON COUNTY

Population Census, 1950—2,031

Land Area 36.9 sq. mi.

Net Valuation Taxable \$1,860,525

EXPENDITURES AND REQUIRED PAYMENTS FOR 1952

| | |
|---|--------------------|
| General Government | |
| Administrative and executive . . . | \$4,000.00 |
| Assessment and collection of taxes | 1,880.00 |
| Finance Department | 625.00 |
| Protection to Persons & Property | |
| Fire | 1,425.00 |
| Police | 625.00 |
| Other | |
| Streets and Roads | |
| Repairs and maintenance | 34,546.67 |
| Street lighting | |
| Sanitation | |
| Street cleaning | |
| Garbage and ash removal | |
| Sewers | |
| Health and Charities | |
| Health service | 395.00 |
| Poor (including relief) | 1,095.00 |
| Hospitals (aid and maintenance) . . | |
| Other | |
| Recreation | |
| Beaches and boardwalks | |
| Parks and playgrounds | |
| Other | |
| Educational | |
| (Exclusive of school districts) . . | |
| Unclassified Purposes | |
| (Including contingent) | 420.00 |
| SUB-TOTAL—Municipal functions.. | \$45,011.67 |

| | |
|---|----------------|
| Per Capita—Municipal functions | \$22.16 |
| Capital imp'ts and capital imp't fund | |
| Debt Service | |
| Principal payments | |
| Interest payments | |

| | |
|--|--------------------|
| Total | |
| Per Capita Debt Service | |
| Deferred Charges and Statutory Expenditures | |
| Emergencies | |
| Other deferred chgs. | |
| Total | |
| TOTAL—Municipal expenditures . . | \$45,011.67 |

| | |
|---|------------------|
| Required Payments for Local School, County, and Special District Taxes | 87,930.19 |
|---|------------------|

TOTAL EXPENDITURES AND REQUIRED PAYMENTS \$132,941.86

| | |
|---|---------------------|
| Reserve for uncollected taxes | \$20,296.81 |
| GRAND TOTAL—Budget | \$153,238.67 |

RECEIPTS AND REVENUES REALIZED IN 1952 TO MEET EXPENDITURES AND REQUIRED PAYMENTS

| | |
|---|---------------------|
| Surplus revenue appropriated | \$25,000.00 |
| Miscellaneous revenues realized . . . | 13,619.06 |
| State aid revenues realized | 8,817.00 |
| Delinquent taxes including | |
| liens—1952 collections | 13,471.54 |
| Current taxes—1952 collections.. | 91,924.37 |
| Emergency borrowings | |
| TOTAL RECEIPTS AND REVENUES REALIZED | \$152,831.97 |

CAPITAL OUTLAY—1952

| | |
|--------------------------------------|-------------|
| Beaches and boardwalks | |
| Buildings and equipment | |
| Parks and playgrounds | |
| Sewers | |
| Streets, roads and bridges | \$10,062.50 |
| Water supply | |
| Other | |

| | |
|----------------------------------|--------|
| Tax rate | \$5.45 |
| Local school tax rate | 3.71 |
| County tax rate | 1.00 |
| Local purpose tax rate | 0.74 |

TAXES

| | | |
|--|--------------|---------------------|
| Local school tax | \$69,105.81 | |
| County taxes | 18,590.12 | |
| Special district taxes | 234.26 | |
| Local purpose levy | | \$87,930.19 |
| Total tax levy (tax duplicate) .. | | \$101,476.67 |

Per Capita Total Tax Levy \$40.96

| | |
|--|--------------|
| Current | |
| 1952 taxes levied (total) | \$101,927.83 |
| Collected in 1952 | 91,924.37 |
| Per cent of levy collected in 1952 | 90.18 |
| Transferred to liens | 5.46 |
| Cancelled, abated or adjusted | 42.49 |
| Outstanding December 31, 1952 . . . | \$9,955.51 |

| | |
|-------------------------------------|-------------|
| All Prior Years Outstanding | |
| Balance January 1, 1952 | \$18,832.13 |
| Collected in 1952 | 13,471.54 |
| Balance December 31, 1952 | \$4,866.62 |

| | |
|-------------------------------------|----------|
| Tax Title Liens Outstanding | |
| Balance January 1, 1952 | \$180.42 |
| Redeemed by cash | |
| Balance December 31, 1952 | \$185.88 |

| | |
|---|-------|
| Property Acquired by Deed or Foreclosure | |
| Balance January 1, 1952 | |
| Sale for cash | |
| Balance December 31, 1952 | |

CAPITAL DEBT, DECEMBER 31, 1952

| | |
|---------------------------------|--------------|
| Gross Debt | |
| School debt | \$210,000.00 |
| Self-liquidating debt | |
| Other capital debt | 13,149.00 |

| | |
|--|---------------------|
| TOTAL GROSS DEBT | \$223,149.00 |
| Per Capita Gross Debt | \$109.87 |

| | |
|---------------------------------|-------------|
| Deductions for | |
| School debt | \$85,824.00 |
| Self-liquidating debt | |
| Other capital debt | 13,149.00 |

| | |
|-----------------------------------|---------------------|
| TOTAL DEDUCTIONS | 98,973.00 |
| NET DEBT | \$124,176.00 |

| | |
|------------------------------------|----------------|
| Average Assessed Valuations | |
| Real Property 1950-1951-1952 . . . | \$1,430,392.00 |
| Per Cent of Net Debt | 8.68 |

CURRENT FINANCES DECEMBER 31, 1952

| | |
|--------------------------------------|--------------------|
| Cash | \$26,296.59 |
| Taxes receivable | 14,822.13 |
| Tax title liens | 185.88 |
| Foreclosed property | |
| Accounts receivable | 10,062.50 |
| State road aid receivable | 6,000.00 |
| Emergencies and deferred charges . . | 598.54 |
| TOTAL ASSETS | \$57,965.64 |

| | |
|--|--------------------|
| Cash liabilities | \$2,239.36 |
| Reserves | 25,070.51 |
| Surplus revenue | 30,655.77 |
| TOTAL LIABILITIES AND SURPLUS | \$57,965.64 |

DELTRAN TOWNSHIP—BURLINGTON COUNTY

Population Census, 1950—2,447

Land Area 11.14 sq. mi.

Net Valuation Taxable \$1,250,120

EXPENDITURES AND REQUIRED PAYMENTS FOR 1952

| | |
|---|--------------------|
| General Government | |
| Administrative and executive | \$6,075.00 |
| Assessment and collection of taxes | 3,100.00 |
| Finance Department | 450.00 |
| Protection to Persons & Property | |
| Fire | 3,200.00 |
| Police | 3,650.00 |
| Other | |
| Streets and Roads | |
| Repairs and maintenance | 12,666.66 |
| Street lighting | 3,975.00 |
| Sanitation | |
| Street cleaning | |
| Garbage and ash removal | 3,500.00 |
| Sewers | |
| Health and Charities | |
| Health service | 250.00 |
| Poor (including relief) | 575.00 |
| Hospitals (aid and maintenance) | |
| Other | |
| Recreation | |
| Beaches and boardwalks | |
| Parks and playgrounds | |
| Other | |
| Educational | |
| (Exclusive of school districts) .. | |
| Unclassified Purposes | |
| (Including contingent) | 100.00 |
| SUB-TOTAL—Municipal functions.. | \$37,541.66 |

| | |
|---|-----------------|
| Per Capita—Municipal functions | \$15.34 |
| Capital imp'ts and capital imp't fund | \$7,000.00 |
| Debt Service | |
| Principal payments .. | \$3,000.00 |
| Interest payments .. | 915.00 |
| Total | 3,915.00 |

| | |
|--|-----------------|
| Per Capita Debt Service | \$1.60 |
| Deferred Charges and Statutory Expenditures | |
| Emergencies | \$3,000.00 |
| Other deferred chgs. | 21.50 |
| Total | 3,021.50 |

| | |
|---|--------------------|
| TOTAL—Municipal expenditures .. | \$51,478.16 |
| Required Payments for Local School, County, and Special District Taxes | 79,758.86 |

TOTAL EXPENDITURES AND REQUIRED PAYMENTS

| | |
|--|---------------------|
| Reserve for uncollected taxes | \$15,162.39 |
| GRAND TOTAL—Budget | \$146,399.41 |

RECEIPTS AND REVENUES REALIZED IN 1952 TO MEET EXPENDITURES AND REQUIRED PAYMENTS

| | |
|------------------------------------|-------------|
| Surplus revenue appropriated .. | \$10,000.00 |
| Miscellaneous revenues realized .. | 35,528.28 |
| State aid revenues realized | 4,200.00 |
| Delinquent taxes including | |
| liens—1952 collections | 11,104.30 |
| Current taxes—1952 collections .. | 79,826.84 |
| Emergency borrowings | |

TOTAL RECEIPTS AND REVENUES REALIZED

| | |
|--------------------------------|---------------------|
| REVENUES REALIZED | \$140,659.42 |
|--------------------------------|---------------------|

CAPITAL OUTLAY—1952

| | |
|----------------------------------|---------|
| Beaches and boardwalks | |
| Buildings and equipment | |
| Parks and playgrounds | |
| Sewers | |
| Streets, roads and bridges | \$53.27 |
| Water supply | |
| Other | |

| | |
|------------------------------|---------------|
| Tax rate | \$7.40 |
| Local school tax rate | 4.12 |
| County tax rate | 2.26 |
| Local purpose tax rate | 1.02 |

TAXES

| | |
|--|--------------------|
| Local school tax ... | \$51,500.00 |
| County taxes | 28,258.86 |
| Special district taxes | |
| Local purpose levy | \$79,758.86 |
| Total tax levy (tax duplicate) .. | \$92,449.41 |
| Per Capita Total Tax Levy | \$37.78 |

Current

| | |
|--|-------------|
| 1952 taxes levied (total) | \$92,482.53 |
| Collected in 1952 | 79,826.84 |
| Per cent of levy collected in 1952 ... | 86.31 |
| Transferred to liens | 161.32 |
| Cancelled, abated or adjusted .. | 1,093.78 |
| Outstanding December 31, 1952 .. | \$11,400.59 |

All Prior Years Outstanding

| | |
|---------------------------------|-------------|
| Balance January 1, 1952 | \$12,901.73 |
| Collected in 1952 | 11,020.53 |
| Balance December 31, 1952 | \$1,844.23 |

Tax Title Liens Outstanding

| | |
|---------------------------------|------------|
| Balance January 1, 1952 | \$5,521.23 |
| Redeemed by cash | 83.77 |
| Balance December 31, 1952 | \$3,906.29 |

Property Acquired by Deed or Foreclosure

| | |
|---------------------------------|------------|
| Balance January 1, 1952 | \$860.00 |
| Sale for cash | 175.00 |
| Balance December 31, 1952 | \$1,175.00 |

CAPITAL DEBT, DECEMBER 31, 1952

| | |
|------------------------------------|--------------------|
| Gross Debt | |
| School debt | |
| Self-liquidating debt .. | |
| Other capital debt .. | \$15,500.00 |
| TOTAL GROSS DEBT | \$15,500.00 |
| Per Capita Gross Debt | \$6.33 |

Deductions for

| | |
|-------------------------------|--------------------|
| School debt | |
| Self-liquidating debt .. | |
| Other capital debt .. | |
| TOTAL DEDUCTIONS | |
| NET DEBT | \$15,500.00 |

Average Assessed Valuations

| | |
|---------------------------------|----------------|
| Real Property 1950-1951-1952 .. | \$1,215,808.00 |
| Per Cent of Net Debt | 1.27 |

CURRENT FINANCES DECEMBER 31, 1952

| | |
|-------------------------------------|--------------------|
| Cash | \$67,337.71 |
| Taxes receivable | 13,244.82 |
| Tax title liens | 3,906.29 |
| Foreclosed property | 1,175.00 |
| Accounts receivable | 43.68 |
| State road aid receivable | |
| Emergencies and deferred charges .. | |
| TOTAL ASSETS | \$85,707.50 |

| | |
|------------------------|-------------|
| Cash liabilities | \$13,451.05 |
| Reserves | 18,369.79 |
| Surplus revenue | 53,886.66 |

TOTAL LIABILITIES AND SURPLUS

| | |
|----------------------|--------------------|
| SURPLUS | \$85,707.50 |
|----------------------|--------------------|

DEMAREST BOROUGH—BERGEN COUNTY

Population Census, 1950—1,786 Land Area 2.1 sq. mi. Net Valuation Taxable \$2,746,566

| | |
|--|--------------------|
| EXPENDITURES AND REQUIRED PAYMENTS FOR 1952 | |
| General Government | |
| Administrative and executive | \$10,935.00 |
| Assessment and collection of taxes | 8,950.00 |
| Finance Department | |
| Protection to Persons & Property | |
| Fire | 8,500.00 |
| Police | 23,040.00 |
| Other | |
| Streets and Roads | |
| Repairs and maintenance | 16,050.00 |
| Street lighting | 3,500.00 |
| Sanitation | |
| Street cleaning | |
| Garbage and ash removal | |
| Sewers | |
| Health and Charities | |
| Health service | 2,040.00 |
| Poor (including relief) | 250.00 |
| Hospitals (aid and maintenance) | 100.00 |
| Other | |
| Recreation | |
| Beaches and boardwalks | |
| Parks and playgrounds | |
| Other | |
| Educational (Exclusive of school districts) .. | |
| | |
| Unclassified Purposes (Including contingent) | |
| | 1,500.00 |
| SUB-TOTAL—Municipal functions.. | \$74,865.00 |

| | |
|--|--------------------|
| Per Capita—Municipal functions .. | \$41.92 |
| Capital imp'ts and capital imp't fund .. | \$5,000.00 |
| Debt Service | |
| Principal payments .. | |
| Interest payments .. | |
| Total | |
| Per Capita Debt Service | |
| | |
| Deferred Charges and Statutory Expenditures | |
| Emergencies | |
| Other deferred chgs. | |
| Total | |
| TOTAL—Municipal expenditures .. | \$79,865.00 |

| | |
|---|---------------------|
| Required Payments for Local School, County, and Special District Taxes | 197,942.96 |
| TOTAL EXPENDITURES AND REQUIRED PAYMENTS | \$277,807.96 |
| Reserve for uncollected taxes | \$22,211.44 |
| GRAND TOTAL—Budget | \$300,019.40 |

| | |
|--|---------------------|
| RECEIPTS AND REVENUES REALIZED IN 1952 TO MEET EXPENDITURES AND REQUIRED PAYMENTS | |
| Surplus revenue appropriated .. | \$64,000.00 |
| Miscellaneous revenues realized .. | 27,027.07 |
| State aid revenues realized | 1,244.00 |
| Delinquent taxes including liens—1952 collections .. | 9,203.87 |
| Current taxes—1952 collections .. | 211,686.78 |
| Emergency borrowings | |
| TOTAL RECEIPTS AND REVENUES REALIZED | \$313,161.72 |

| | |
|----------------------------------|----------|
| CAPITAL OUTLAY—1952 | |
| Beaches and boardwalks | |
| Buildings and equipment | |
| Parks and playgrounds | |
| Sewers | |
| Streets, roads and bridges | \$815.00 |
| Water supply | |
| Other | |

| | |
|------------------------------|---------------|
| Tax rate | \$7.96 |
| Local school tax rate | 6.39 |
| County tax rate | 0.81 |
| Local purpose tax rate | 0.66 |

| | |
|--|---------------------|
| TAXES | |
| Local school tax ... | \$175,589.78 |
| County taxes | 22,353.18 |
| Special district taxes | |
| Local purpose levy | \$197,942.96 |
| | 17,757.44 |
| Total tax levy (tax duplicate) .. | \$215,700.40 |

| | |
|--|-----------------|
| Per Capita Total Tax Levy | \$120.77 |
|--|-----------------|

| | |
|--|--------------|
| Current | |
| 1952 taxes levied (total) | \$224,391.77 |
| Collected in 1952 | 211,686.78 |
| Per cent of levy collected in 1952 ... | 94.33 |
| Transferred to liens | 5,434.37 |
| Cancelled, abated or adjusted .. | 442.90 |
| Outstanding December 31, 1952 .. | \$6,827.72 |

| | |
|------------------------------------|------------|
| All Prior Years Outstanding | |
| Balance January 1, 1952 | \$6,782.55 |
| Collected in 1952 | 6,782.55 |
| Balance December 31, 1952 | |

| | |
|------------------------------------|-------------|
| Tax Title Liens Outstanding | |
| Balance January 1, 1952 | \$64,156.33 |
| Redeemed by cash | 2,421.32 |
| Balance December 31, 1952 | \$6,617.99 |

| | |
|---|--------------|
| Property Acquired by Deed or Foreclosure | |
| Balance January 1, 1952 | \$148,880.00 |
| Sale for cash | 23,356.00 |
| Balance December 31, 1952 | \$190,102.00 |

| | |
|--|---------------------|
| CAPITAL DEBT, DECEMBER 31, 1952 | |
| Gross Debt | |
| School debt | \$238,000.00 |
| Self-liquidating debt | |
| Other capital debt .. | |
| TOTAL GROSS DEBT | \$238,000.00 |
| Per Capita Gross Debt | \$133.26 |

| | |
|-------------------------------|--------------------|
| Deductions for | |
| School debt | \$140,624.00 |
| Self-liquidating debt | |
| Other capital debt .. | |
| TOTAL DEDUCTIONS | 140,624.00 |
| NET DEBT | \$97,376.00 |

| | |
|------------------------------------|----------------|
| Average Assessed Valuations | |
| Real Property 1950-1951-1952 .. | \$2,343,730.00 |
| Per Cent of Net Debt | 4.15 |

| | |
|---|---------------------|
| CURRENT FINANCES DECEMBER 31, 1952 | |
| Cash | \$273,634.72 |
| Taxes receivable | 6,827.72 |
| Tax title liens | 6,617.99 |
| Foreclosed property | 190,102.00 |
| Accounts receivable | 114.68 |
| State road aid receivable | |
| Emergencies and deferred charges .. | |
| TOTAL ASSETS | \$477,297.11 |
| Cash liabilities | \$91,557.44 |
| Reserves | 203,662.33 |
| Surplus revenue | 182,077.24 |

| | |
|--|---------------------|
| TOTAL LIABILITIES AND SURPLUS | \$477,297.11 |
|--|---------------------|

DENNIS TOWNSHIP—CAPE MAY COUNTY

Population Census, 1950—1,981

Land Area 65.1 sq. mi.

Net Valuation Taxable \$852,338

EXPENDITURES AND REQUIRED PAYMENTS FOR 1952

General Government
 Administrative and executive \$4,300.00
 Assessment and collection of taxes .. 2,600.00
 Finance Department .. 500.00

Protection to Persons & Property
 Fire 1,500.00
 Police 850.00
 Other

Streets and Roads
 Repairs and maintenance 10,508.88
 Street lighting

Sanitation
 Street cleaning

Health and Charities
 Health service 1,000.00
 Poor (including relief) 950.00
 Hospitals (aid and maintenance) ..
 Other

Recreation
 Beaches and boardwalks

Educational
 (Exclusive of school districts) ..

Unclassified Purposes
 (Including contingent) 100.00

SUB-TOTAL—Municipal functions.. \$22,308.88

Per Capita—Municipal functions \$11.26
 Capital imp'ts and capital imp't fund \$2,422.22

Debt Service
 Principal payments ..
 Interest payments .. \$25.00

Total 25.00
Per Capita Debt Service \$0.01

Deferred Charges and Statutory Expenditures
 Emergencies ..
 Other deferred chgs. \$35,400.00

Total 35,400.00

TOTAL—Municipal expenditures ... \$60,156.10

Required Payments for Local School, County, and Special District Taxes 65,363.44

TOTAL EXPENDITURES AND REQUIRED PAYMENTS \$125,519.54

Reserve for uncollected taxes \$12,003.52

GRAND TOTAL—Budget \$137,523.06

RECEIPTS AND REVENUES REALIZED IN 1952 TO MEET EXPENDITURES AND REQUIRED PAYMENTS

Surplus revenue appropriated \$35,000.00
 Miscellaneous revenues realized. 26,424.61
 State aid revenues realized 9,388.00

Delinquent taxes including
 liens—1952 collections 12,051.53
 Current taxes—1952 collections.. 51,103.89
 Emergency borrowings

TOTAL RECEIPTS AND REVENUES REALIZED \$133,968.03

CAPITAL OUTLAY—1952

Beaches and boardwalks ..
 Buildings and equipment ..
 Parks and playgrounds ..
 Sewers ..
 Streets, roads and bridges ..
 Water supply ..
 Other ..

Tax rate \$7.61
 Local school tax rate 6.26
 County tax rate 1.26
 Local purpose tax rate 0.09

TAXES

Local school tax ... \$53,346.53
 County taxes 10,717.03
 Special district taxes 1,299.88

Local purpose levy \$65,363.44
 779.62

Total tax levy (tax duplicate) .. \$66,143.06

Per Capita Total Tax Levy \$33.39

Current
 1952 taxes levied (total) \$66,281.18
 Collected in 1952 51,103.89
 Per cent of levy collected in 1952 ... 77.10
 Transferred to liens 579.47
 Cancelled, abated or adjusted 198.90
 Outstanding December 31, 1952 .. \$14,398.92

All Prior Years Outstanding
 Balance January 1, 1952 \$16,770.46
 Collected in 1952 11,802.31
 Balance December 31, 1952 \$4,513.71

Tax Title Liens Outstanding
 Balance January 1, 1952 \$4,799.94
 Redeemed by cash 249.22
 Balance December 31, 1952 \$5,402.60

Property Acquired by Deed or Foreclosure
 Balance January 1, 1952 \$50.00
 Sale for cash 150.00
 Balance December 31, 1952 \$100.00

CAPITAL DEBT, DECEMBER 31, 1952

Gross Debt
 School debt \$57,000.00
 Self-liquidating debt.
 Other capital debt ..

TOTAL GROSS DEBT \$57,000.00
Per Capita Gross Debt \$28.77

Deductions for
 School debt \$44,398.00
 Self-liquidating debt.
 Other capital debt ..

TOTAL DEDUCTIONS 44,398.00
NET DEBT \$12,602.00

Average Assessed Valuations
 Real Property 1950-1951-1952.. \$739,965.00
 Per Cent of Net Debt 1.70

CURRENT FINANCES DECEMBER 31, 1952

Cash \$19,968.46
 Taxes receivable 18,912.63
 Tax title liens 5,402.60
 Foreclosed property 100.00
 Accounts receivable 588.51
 State road aid receivable 2,000.00
 Emergencies and deferred charges ..

TOTAL ASSETS \$46,972.20

Cash liabilities \$4,891.82
 Reserves 25,003.74
 Surplus revenue 17,076.64

TOTAL LIABILITIES AND SURPLUS \$46,972.20

DENVERLE TOWNSHIP—MORRIS COUNTY

Population Census, 1950—6,055

Land Area 12.9 sq. mi.

Net Valuation Taxable \$5,446,762

EXPENDITURES AND RE- QUIRED PAYMENTS FOR 1952

| | |
|---|---------------------|
| General Government | |
| Administrative and executive | \$26,734.15 |
| Assessment and collection of taxes | 14,150.00 |
| Finance Department | 2,350.00 |
| Protection to Persons & Property | |
| Fire | 14,000.00 |
| Police | 27,102.97 |
| Other | |
| Streets and Roads | |
| Repairs and maintenance | 56,441.11 |
| Street lighting | 10,700.00 |
| Sanitation | |
| Street cleaning | |
| Garbage and ash removal | |
| Sewers | |
| Health and Charities | |
| Health service | 2,000.00 |
| Poor (including relief) | 1,286.00 |
| Hospitals (aid and maintenance) .. | 1,800.00 |
| Other | 650.00 |
| Recreation | |
| Beaches and boardwalks | |
| Parks and playgrounds | |
| Other | 3,700.00 |
| Educational | |
| (Exclusive of school districts) .. | 10,096.00 |
| Unclassified Purposes | |
| (Including contingent) | 8,159.00 |
| SUB-TOTAL—Municipal functions.. | \$179,169.23 |

| | |
|--|------------------|
| Per Capita—Municipal functions .. | \$20.59 |
| Capital imp'ts and capital imp't fund | \$20,336.88 |
| Debt Service | |
| Principal payments .. | \$25,000.00 |
| Interest payments .. | 14,602.50 |
| Total | 39,602.50 |
| Per Capita Debt Service | \$6.54 |
| Deferred Charges and Statutory Expenditures | |
| Emergencies | |
| Other deferred chgs. .. | \$279.77 |
| Total | 279.77 |

| | |
|---|---------------------|
| TOTAL—Municipal expenditures .. | \$239,388.38 |
| Required Payments for Local School, County, and Special District Taxes | 345,965.11 |

| | |
|---|---------------------|
| TOTAL EXPENDITURES AND REQUIRED PAYMENTS | \$585,353.49 |
| Reserve for uncollected taxes | \$98,773.95 |
| GRAND TOTAL—Budget | \$684,127.44 |

| | |
|--|--------------|
| RECEIPTS AND REVENUES REALIZED IN 1952 TO MEET EXPENDITURES AND REQUIRED PAYMENTS | |
| Surplus revenue appropriated .. | \$55,000.00 |
| Miscellaneous revenues realized .. | 49,927.48 |
| State aid revenues realized | 12,076.69 |
| Delinquent taxes including | |
| liens—1952 collections | 43,570.74 |
| Current taxes—1952 collections .. | 485,676.08 |
| Emergency borrowings | |

| | |
|---|---------------------|
| TOTAL RECEIPTS AND REVENUES REALIZED | \$646,250.99 |
|---|---------------------|

CAPITAL OUTLAY—1952

| | |
|----------------------------------|------------|
| Beaches and boardwalks | |
| Buildings and equipment | |
| Parks and playgrounds | |
| Sewers | \$6,463.46 |
| Streets, roads and bridges | |
| Water supply | |
| Other | |

| | |
|-----------------------------|---------------|
| Tax rate | \$9.79 |
| Local school tax rate | 5.30 |
| County tax rate | 1.05 |
| Local purpose tax rate | 3.44 |

TAXES

| | | |
|--|--------------|---------------------|
| Local school tax ... | \$288,830.36 | |
| County taxes | 57,134.75 | |
| Special district taxes | | |
| | | \$345,965.11 |
| Local purpose levy | | 187,037.33 |
| Total tax levy (tax duplicate) .. | | \$533,002.44 |

| | |
|--|----------------|
| Per Capita Total Tax Levy | \$88.03 |
|--|----------------|

| | |
|--|--------------|
| Current | |
| 1952 taxes levied (total) | \$538,148.30 |
| Collected in 1952 | 485,676.08 |
| Per cent of levy collected in 1952 ... | 90.24 |
| Transferred to liens | 3,384.16 |
| Cancelled, abated or adjusted | 2,525.62 |
| Outstanding December 31, 1952 .. | \$46,562.44 |

| | |
|------------------------------------|-------------|
| All Prior Years Outstanding | |
| Balance January 1, 1952 | \$43,038.27 |
| Collected in 1952 | 41,001.94 |
| Balance December 31, 1952 | \$1,595.35 |

| | |
|------------------------------------|-------------|
| Tax Title Liens Outstanding | |
| Balance January 1, 1952 | \$26,670.32 |
| Redeemed by cash | 2,568.80 |
| Balance December 31, 1952 | \$27,692.05 |

| | |
|---|------------|
| Property Acquired by Deed or Foreclosure | |
| Balance January 1, 1952 | \$6,095.00 |
| Sale for cash | |
| Balance December 31, 1952 | \$6,095.00 |

CAPITAL DEBT, DECEMBER 31, 1952

| | |
|------------------------------------|-----------------------|
| Gross Debt | |
| School debt | \$695,148.00 |
| Self-liquidating debt .. | |
| Other capital debt .. | 492,000.00 |
| TOTAL GROSS DEBT | \$1,187,148.00 |
| Per Capita Gross Debt | \$196.06 |

| | |
|-------------------------------|-------------------|
| Deductions for | |
| School debt | \$695,148.00 |
| Self-liquidating debt .. | |
| Other capital debt .. | |
| TOTAL DEDUCTIONS | 695,148.00 |

| | |
|-----------------------|---------------------|
| NET DEBT | \$492,000.00 |
|-----------------------|---------------------|

| | |
|------------------------------------|----------------|
| Average Assessed Valuations | |
| Real Property 1950-1951-1952 .. | \$4,760,098.00 |
| Per Cent of Net Debt | 10.33 |

CURRENT FINANCES DECEMBER 31, 1952

| | |
|-------------------------------------|--------------|
| Cash | \$186,051.83 |
| Taxes receivable | 48,157.79 |
| Tax title liens | 37,692.05 |
| Foreclosed property | 6,095.00 |
| Accounts receivable | 2,357.52 |
| State road aid receivable | 26,265.03 |
| Emergencies and deferred charges .. | 3,900.00 |

| | |
|---------------------------|---------------------|
| TOTAL ASSETS | \$310,519.22 |
|---------------------------|---------------------|

| | |
|------------------------|-------------|
| Cash liabilities | \$61,795.81 |
| Reserves | 94,302.36 |
| Surplus revenue | 154,421.05 |

| | |
|--|---------------------|
| TOTAL LIABILITIES AND SURPLUS | \$310,519.22 |
|--|---------------------|

DEPTFORD TOWNSHIP—GLOUCESTER COUNTY

Population Census, 1950—7,304

Land Area 17.36 sq. mi.

Net Valuation Taxable \$3,347,020

| | |
|---|--------------------|
| EXPENDITURES AND RE- | |
| QUIRED PAYMENTS FOR 1952 | |
| General Government | |
| Administrative and executive | \$11,971.58 |
| Assessment and collection of taxes | 13,381.62 |
| Finance Department | 609.04 |
| Protection to Persons & Property | |
| Fire | 2,209.80 |
| Police | 6,249.89 |
| Other | |
| Streets and Roads | |
| Repairs and maintenance | 45,591.61 |
| Street lighting | 4,585.28 |
| Sanitation | |
| Street cleaning | |
| Garbage and ash removal | |
| Sewers | |
| Health and Charities | |
| Health service | 833.50 |
| Poor (including relief) | 4,431.66 |
| Hospitals (aid and maintenance) | |
| Other | |
| Recreation | |
| Beaches and boardwalks | |
| Parks and playgrounds | |
| Other | |
| Educational | |
| (Exclusive of school districts) .. | |
| Unclassified Purposes | |
| (Including contingent) | 15.00 |
| SUB-TOTAL—Municipal functions.. | \$89,878.98 |

| | |
|--|---------------------|
| Per Capita—Municipal functions | \$12.31 |
| Capital imp'ts and capital imp't fund | \$3,400.00 |
| Debt Service | |
| Principal payments .. | \$10,000.00 |
| Interest payments .. | 10,320.00 |
| Total | 20,320.00 |
| Per Capita Debt Service | \$2.78 |
| Deferred Charges and Statutory Expenditures | |
| Emergencies | |
| Other deferred chgs. | \$4.50 |
| Total | 4.50 |
| TOTAL—Municipal expenditures ... | \$113,603.48 |

| | |
|---|---------------------|
| Required Payments for Local School, County, and Special District Taxes | 200,938.82 |
| TOTAL EXPENDITURES AND REQUIRED PAYMENTS | \$314,542.30 |
| Reserve for uncollected taxes | \$50,437.35 |
| GRAND TOTAL—Budget | \$364,979.65 |

| | |
|--|---------------------|
| RECEIPTS AND REVENUES REALIZED IN 1952 TO MEET EXPENDITURES AND REQUIRED PAYMENTS | |
| Surplus revenue appropriated .. | \$26,187.35 |
| Miscellaneous revenues realized .. | 81,349.52 |
| State aid revenues realized | 10,966.00 |
| Delinquent taxes including | |
| liens—1952 collections | 52,784.84 |
| Current taxes—1952 collections .. | 203,093.52 |
| Emergency borrowings | |
| TOTAL RECEIPTS AND REVENUES REALIZED | \$374,381.23 |

| | |
|----------------------------------|-------|
| CAPITAL OUTLAY—1952 | |
| Beaches and boardwalks | |
| Buildings and equipment | |
| Parks and playgrounds | |
| Sewers | |
| Streets, roads and bridges | |
| Water supply | |
| Other | |

| | |
|------------------------------|---------------|
| Tax rate | \$7.50 |
| Local school tax rate | 4.98 |
| County tax rate | 1.02 |
| Local purpose tax rate | 1.50 |

| | |
|--|---------------------|
| TAXES | |
| Local school tax ... | \$166,650.00 |
| County taxes | 34,288.82 |
| Special district taxes | |
| Local purpose levy | \$200,938.82 |
| Total tax levy (tax duplicate) .. | \$250,938.82 |
| Per Capita Total Tax Levy | \$34.36 |

| | |
|--|--------------|
| Current | |
| 1952 taxes levied (total) | \$252,012.32 |
| Collected in 1952 | 203,093.52 |
| Per cent of levy collected in 1952 ... | 80.58 |
| Transferred to liens | 6,881.25 |
| Cancelled, abated or adjusted .. | 1,355.62 |
| Outstanding December 31, 1952 .. | \$40,681.93 |

| | |
|------------------------------------|-------------|
| All Prior Years Outstanding | |
| Balance January 1, 1952 | \$46,450.29 |
| Collected in 1952 | 35,105.69 |
| Balance December 31, 1952 | \$8,816.99 |

| | |
|------------------------------------|--------------|
| Tax Title Liens Outstanding | |
| Balance January 1, 1952 | \$271,483.36 |
| Released by cash | 17,679.15 |
| Balance December 31, 1952 | \$261,198.80 |

| | |
|---|-------------|
| Property Acquired by Deed or Foreclosure | |
| Balance January 1, 1952 | \$36,535.50 |
| Sale for cash | 11,400.45 |
| Balance December 31, 1952 | \$32,707.50 |

| | |
|--|---------------------|
| CAPITAL DEBT, DECEMBER 31, 1952 | |
| Gross Debt | |
| School debt | \$115,000.00 |
| Self-liquidating debt .. | |
| Other capital debt .. | 248,000.00 |
| TOTAL GROSS DEBT | \$363,000.00 |
| Per Capita Gross Debt | \$40.70 |

| | |
|-------------------------------|---------------------|
| Deductions for | |
| School debt | \$115,000.00 |
| Self-liquidating debt .. | |
| Other capital debt .. | |
| TOTAL DEDUCTIONS | 115,000.00 |
| NET DEBT | \$248,000.00 |

| | |
|------------------------------------|----------------|
| Average Assessed Valuations | |
| Real Property 1950-1951-1952 .. | \$2,928,377.00 |
| Per Cent of Net Debt | 8.46 |

| | |
|--|---------------------|
| CURRENT FINANCES DECEMBER 31, 1952 | |
| Cash | \$191,139.58 |
| Taxes receivable | 49,498.92 |
| Tax title liens | 261,198.80 |
| Foreclosed property | 32,707.50 |
| Accounts receivable | |
| State road aid receivable | 5,760.32 |
| Emergencies and deferred charges .. | 2,600.00 |
| TOTAL ASSETS | \$542,905.12 |
| Cash liabilities | \$16,225.32 |
| Reserves | 343,405.22 |
| Surplus revenue | 183,274.58 |
| TOTAL LIABILITIES AND SURPLUS | \$542,905.12 |

DOVER TOWN—MORRIS COUNTY

Population Census, 1950—11,174

Land Area 2.3 sq. mi.

Net Valuation Taxable \$9,839,711

EXPENDITURES AND REQUIRED PAYMENTS FOR 1952

| | |
|---|---------------------|
| General Government | |
| Administrative and executive | \$18,295.43 |
| Assessment and collection of taxes | 18,835.54 |
| Finance Department | 1,847.76 |
| Protection to Persons & Property | |
| Fire | 27,204.09 |
| Police | 72,897.17 |
| Other | |
| Streets and Roads | |
| Repairs and maintenance | 76,246.47 |
| Street lighting | 21,220.59 |
| Sanitation | |
| Street cleaning | 3,573.63 |
| Garbage and ash removal | 26,161.25 |
| Sewers | 2,610.60 |
| Health and Charities | |
| Health service | 14,497.85 |
| Poor (including relief) | 3,791.61 |
| Hospitals (aid and maintenance) | 4,000.00 |
| Other | |
| Recreation | |
| Beaches and boardwalks | |
| Parks and playgrounds | 18,803.76 |
| Other | |
| Educational | |
| (Exclusive of school districts) .. | 12,971.44 |
| Unclassified Purposes | |
| (Including contingent) | 21,733.96 |
| SUB-TOTAL—Municipal functions.. | \$344,691.15 |

| | |
|---|----------------|
| Per Capita—Municipal functions | \$30.85 |
| Capital imp'ts and capital imp't fund | |
| Debt Service | |
| Principal payments .. | \$40,000.00 |
| Interest payments .. | 10,603.30 |

| | |
|--------------------------------------|--------------------|
| Total | \$50,603.30 |
| Per Capita Debt Service | |
| | \$4.53 |

| | |
|--|--------------|
| Deferred Charges and Statutory Expenditures | |
| Emergencies | |
| Other deferred chgs. | |
| Total | |

| | |
|--|---------------------|
| TOTAL—Municipal expenditures .. | \$395,294.45 |
|--|---------------------|

| | |
|---|-------------------|
| Required Payments for Local School, County, and Special District Taxes | 424,875.61 |
|---|-------------------|

| | |
|---|---------------------|
| TOTAL EXPENDITURES AND REQUIRED PAYMENTS | \$820,170.06 |
|---|---------------------|

| | |
|-------------------------------------|-------------|
| Reserve for uncollected taxes | \$45,650.13 |
|-------------------------------------|-------------|

| | |
|---------------------------------|---------------------|
| GRAND TOTAL—Budget | \$865,820.19 |
|---------------------------------|---------------------|

RECEIPTS AND REVENUES REALIZED IN 1952 TO MEET EXPENDITURES AND REQUIRED PAYMENTS

| | |
|------------------------------------|-------------|
| Surplus revenue appropriated .. | \$66,482.89 |
| Miscellaneous revenues realized .. | 170,640.91 |
| State aid revenues realized | 10,414.70 |
| Delinquent taxes including | |
| liens—1952 collections | 20,773.61 |
| current taxes—1952 collections.. | 590,242.11 |
| Emergency borrowings | |

| | |
|---|---------------------|
| TOTAL RECEIPTS AND REVENUES REALIZED | \$858,554.22 |
|---|---------------------|

CAPITAL OUTLAY—1952

| | |
|----------------------------------|-------------|
| Beaches and boardwalks | |
| Buildings and equipment | |
| Parks and playgrounds | |
| Sewers | |
| Streets, roads and bridges | \$25,944.41 |
| Water supply | |
| Other | 36,356.22 |

| | |
|------------------------------|---------------|
| Tax rate | \$6.12 |
| Local school tax rate | 3.29 |
| County tax rate | 1.03 |
| Local purpose tax rate | 1.80 |

TAXES

| | | |
|--|---------------------|---------------------|
| Local school tax ... | \$323,971.33 | |
| County taxes | 100,904.28 | |
| Special district taxes | | |
| | | \$424,875.61 |
| Local purpose levy | | 183,350.03 |
| Total tax levy (tax duplicate) .. | | \$608,225.64 |

| | |
|--|----------------|
| Per Capita Total Tax Levy | \$54.43 |
|--|----------------|

| | |
|--|--------------|
| Current | |
| 1952 taxes levied (total) | \$612,244.95 |
| Collected in 1952 | 590,242.11 |
| Per cent of levy collected in 1952 ... | 96.40 |
| Transferred to liens | 2,800.83 |
| Cancelled, abated or adjusted .. | 1,360.16 |
| Outstanding December 31, 1952 .. | \$17,841.85 |

| | |
|------------------------------------|-------------|
| All Prior Years Outstanding | |
| Balance January 1, 1952 | \$24,442.48 |
| Collected in 1952 | 15,272.53 |
| Balance December 31, 1952 | \$8,561.70 |

| | |
|------------------------------------|-------------|
| Tax Title Liens Outstanding | |
| Balance January 1, 1952 | \$40,740.20 |
| Redeemed by cash | 5,501.08 |
| Balance December 31, 1952 | \$25,398.34 |

| | |
|---|-------------|
| Property Acquired by Deed or Foreclosure | |
| Balance January 1, 1952 | |
| Sale for cash | |
| Balance December 31, 1952 | \$11,000.00 |

CAPITAL DEBT, DECEMBER 31, 1952

| | |
|--------------------------|--------------|
| Gross Debt | |
| School debt | \$184,000.00 |
| Self-liquidating debt .. | 13,000.00 |
| Other capital debt .. | 599,100.00 |

| | |
|------------------------------------|---------------------|
| TOTAL GROSS DEBT | \$796,100.00 |
| Per Capita Gross Debt | \$71.25 |

| | |
|--------------------------|--------------|
| Deductions for | |
| School debt | \$184,000.00 |
| Self-liquidating debt .. | 13,000.00 |
| Other capital debt .. | |

| | |
|-------------------------------|---------------------|
| TOTAL DEDUCTIONS | 197,000.00 |
| NET DEBT | \$599,100.00 |

| | |
|------------------------------------|----------------|
| Average Assessed Valuations | |
| Real Property 1950-1951-1952 .. | \$8,725,933.00 |
| Per Cent of Net Debt | 6.86 |

CURRENT FINANCES DECEMBER 31, 1952

| | |
|-------------------------------------|-------------|
| Cash | \$64,865.31 |
| Taxes receivable | 26,403.55 |
| Tax title liens | 25,398.34 |
| Foreclosed property | 11,000.00 |
| Accounts receivable | 1,379.00 |
| State road aid receivable | |
| Emergencies and deferred charges .. | 11,000.00 |

| | |
|---------------------------|---------------------|
| TOTAL ASSETS | \$140,046.20 |
|---------------------------|---------------------|

| | |
|------------------------|-------------|
| Cash liabilities | \$25,930.94 |
| Reserves | 64,180.89 |
| Surplus revenue | 49,934.37 |

| | |
|--|---------------------|
| TOTAL LIABILITIES AND SURPLUS | \$140,046.20 |
|--|---------------------|

DOVER TOWNSHIP—OCEAN COUNTY

Population Census, 1950—7,707

Land Area 44.1 sq. mi.

Net Valuation Taxable \$8,523,398

| | |
|--|---------------------|
| EXPENDITURES AND REQUIRED PAYMENTS FOR 1952 | |
| General Government | |
| Administrative and executive | \$36,116.50 |
| Assessment and collection of taxes | 40,848.00 |
| Finance Department | 2,215.00 |
| Protection to Persons & Property | |
| Fire | 10,000.00 |
| Police | 56,626.00 |
| Other | |
| Streets and Roads | |
| Repairs and maintenance | 74,038.56 |
| Street lighting | 17,600.00 |
| Sanitation | |
| Street cleaning | 6,460.44 |
| Garbage and ash removal | 61,242.92 |
| Sewers | |
| Health and Charities | |
| Health service | 830.00 |
| Poor (including relief) | 4,702.00 |
| Hospitals (aid and maintenance) | |
| Other | |
| Recreation | |
| Beaches and boardwalks | 2,230.08 |
| Parks and playgrounds | 6,780.00 |
| Other | |
| Educational | |
| (Exclusive of school districts) .. | 11,500.00 |
| Unclassified Purposes | |
| (Including contingent) | 12,695.00 |
| SUB-TOTAL—Municipal functions.. | \$343,884.50 |

| | |
|--|------------------|
| Per Capita—Municipal functions | \$46.62 |
| Capital imp'ts and capital imp't fund | \$18,334.00 |
| Debt Service | |
| Principal payments .. | \$10,000.00 |
| Interest payments .. | 4,573.42 |
| Total | 14,573.42 |
| Per Capita Debt Service | \$1.89 |
| Deferred Charges and Statutory Expenditures | |
| Emergencies | |
| Other deferred chgs. | \$20.45 |
| Total | 20.45 |

| | |
|---|---------------------|
| TOTAL—Municipal expenditures .. | \$376,812.37 |
| Required Payments for Local School, County, and Special District Taxes | 566,271.04 |

| | |
|---|-----------------------|
| TOTAL EXPENDITURES AND REQUIRED PAYMENTS | \$943,083.41 |
| Reserve for uncollected taxes | \$80,200.00 |
| GRAND TOTAL—Budget | \$1,023,283.41 |

| | |
|--|---------------------|
| RECEIPTS AND REVENUES REALIZED IN 1952 TO MEET EXPENDITURES AND REQUIRED PAYMENTS | |
| Surplus revenue appropriated .. | \$44,000.00 |
| Miscellaneous revenues realized .. | 119,619.99 |
| State aid revenues realized | 25,140.94 |
| Delinquent taxes including liens—1952 collections | 66,182.62 |
| Current taxes—1952 collections .. | 740,362.91 |
| Emergency borrowings | |
| TOTAL RECEIPTS AND REVENUES REALIZED | \$905,306.46 |

| | |
|----------------------------------|-------------|
| CAPITAL OUTLAY—1952 | |
| Beaches and boardwalks | |
| Buildings and equipment | \$30,158.23 |
| Parks and playgrounds | |
| Sewers | |
| Streets, roads and bridges | |
| Water supply | |
| Other | |

| | |
|------------------------------|--------|
| Local school | \$8.80 |
| Tax rate | |
| Local school tax rate | 4.37 |
| County tax rate | 2.05 |
| Local purpose tax rate | 2.47 |

| | |
|--|---------------------|
| TAXES | |
| Local school tax .. | \$372,776.17 |
| County taxes | 174,994.87 |
| Special district taxes | 18,500.00 |
| Local purpose levy | \$566,271.04 |
| Total tax levy (tax duplicate) .. | \$782,974.41 |
| Per Capita Total Tax Levy | \$101.59 |

| | |
|---------------------------------------|--------------|
| Current | |
| 1952 taxes levied (total) | \$821,998.89 |
| Collected in 1952 | 740,362.91 |
| Per cent of levy collected in 1952 .. | 90.06 |
| Transferred to liens | 4,030.00 |
| Cancelled, abated or adjusted .. | 5,700.00 |
| Outstanding December 31, 1952 .. | \$71,905.98 |

| | |
|------------------------------------|-------------|
| All Prior Years Outstanding | |
| Balance January 1, 1952 | \$66,080.88 |
| Collected in 1952 | 65,262.02 |
| Balance December 31, 1952 | \$188.86 |

| | |
|------------------------------------|-------------|
| Tax Title Liens Outstanding | |
| Balance January 1, 1952 | \$50,232.73 |
| Redeemed by cash | 920.60 |
| Balance December 31, 1952 | \$50,102.13 |

| | |
|---|------------|
| Property Acquired by Deed or Foreclosure | |
| Balance January 1, 1952 | \$6,300.00 |
| Sale for cash | 5,859.86 |
| Balance December 31, 1952 | \$6,300.00 |

| | |
|--|---------------------|
| CAPITAL DEBT, DECEMBER 31, 1952 | |
| Gross Debt | |
| School debt | \$430,914.00 |
| Self-liquidating debt .. | |
| Other capital debt .. | 179,000.00 |
| TOTAL GROSS DEBT | \$609,914.00 |
| Per Capita Gross Debt | \$70.14 |

| | |
|-------------------------------|---------------------|
| Deductions for | |
| School debt | \$430,914.00 |
| Self-liquidating debt .. | |
| Other capital debt .. | |
| TOTAL DEDUCTIONS | 430,914.00 |
| NET DEBT | \$179,000.00 |

| | |
|------------------------------------|----------------|
| Average Assessed Valuations | |
| Real Property 1950-1951-1952 .. | \$6,777,760.00 |
| Per Cent of Net Debt | 2.64 |

| | |
|--|---------------------|
| CURRENT FINANCES DECEMBER 31, 1952 | |
| Cash | \$228,606.87 |
| Taxes receivable | 72,094.84 |
| Tax title liens | 50,102.13 |
| Foreclosed property | 6,300.00 |
| Accounts receivable | 859.89 |
| State road aid receivable .. | 40,616.16 |
| Emergencies and deferred charges .. | 3,811.33 |
| TOTAL ASSETS | \$402,391.22 |
| Cash liabilities | \$125,808.58 |
| Reserves | 129,356.86 |
| Surplus revenue | 147,225.78 |
| TOTAL LIABILITIES AND SURPLUS | \$402,391.22 |

DOWNE TOWNSHIP—CUMBERLAND COUNTY

Population Census, 1950—1,786

Land Area 55.8 sq. mi.

Net Valuation Taxable \$923,497

EXPENDITURES AND REQUIRED PAYMENTS FOR 1952

| | |
|---|--------------------|
| General Government | |
| Administrative and executive | \$2,750.00 |
| Assessment and collection of taxes | 2,900.00 |
| Finance Department | 250.00 |
| Protection to Persons & Property | |
| Fire | |
| Police | 600.00 |
| Other | |
| Streets and Roads | |
| Repairs and maintenance | 14,167.77 |
| Street lighting | 2,100.00 |
| Sanitation | |
| Street cleaning | |
| Garbage and ash removal | 350.00 |
| Sewers | |
| Health and Charities | |
| Health service | 485.00 |
| Poor (including relief) | 1,000.00 |
| Hospitals (aid and maintenance) | |
| Other | |
| Recreation | |
| Beaches and boardwalks | |
| Parks and playgrounds | |
| Other | |
| Educational | |
| (Exclusive of school districts) .. | |
| Unclassified Purposes | |
| (Including contingent) | 300.00 |
| SUB-TOTAL—Municipal functions.. | \$24,902.77 |

| | |
|---|----------------|
| Per Capita—Municipal functions | \$13.94 |
| Capital imp'ts and capital imp't fund | \$4,444.44 |
| Debt Service | |
| Principal payments | |
| Interest payments | |
| Total | |

| | |
|--|-----------------|
| Per Capita Debt Service | |
| Deferred Charges and Statutory Expenditures | |
| Emergencies | |
| Other deferred chgs. | \$6,000.00 |
| Total | 6,000.00 |

TOTAL—Municipal expenditures ... \$35,347.21

| | |
|---|------------------|
| Required Payments for Local School, County, and Special District Taxes | 66,718.27 |
|---|------------------|

TOTAL EXPENDITURES AND REQUIRED PAYMENTS \$102,065.48

Reserve for uncollected taxes \$16,658.33

GRAND TOTAL—Budget \$118,723.81

RECEIPTS AND REVENUES REALIZED IN 1952 TO MEET EXPENDITURES AND REQUIRED PAYMENTS

| | |
|---|---------------------|
| Surplus revenue appropriated | \$18,000.00 |
| Miscellaneous revenues realized | 15,444.79 |
| State aid revenues realized | 14,456.00 |
| Delinquent taxes including | |
| Hens—1952 collections | 10,065.65 |
| Current taxes—1952 collections .. | 54,321.39 |
| Emergency borrowings | |
| TOTAL RECEIPTS AND REVENUES REALIZED | \$112,287.83 |

CAPITAL OUTLAY—1952

| | |
|----------------------------------|--|
| Beaches and boardwalks | |
| Buildings and equipment | |
| Parks and playgrounds | |
| Sewers | |
| Streets, roads and bridges | |
| Water supply | |
| Other | |

| | |
|------------------------------|---------------|
| Tax rate | \$6.74 |
| Local school tax rate | 5.37 |
| County tax rate | 1.36 |
| Local purpose tax rate | 0.01 |

TAXES

| | |
|--|--------------------|
| Local school tax | \$49,627.78 |
| County taxes | 12,625.49 |
| Special district taxes | 4,465.00 |
| Local purpose levy | \$66,718.27 |
| | 5.54 |
| Total tax levy (tax duplicate) .. | \$66,723.81 |

Per Capita Total Tax Levy \$37.36

| | |
|---------------------------------------|-------------|
| Current | |
| 1952 taxes levied (total) | \$68,045.45 |
| Collected in 1952 | 54,321.39 |
| Per cent of levy collected in 1952 .. | 79.83 |
| Transferred to liens | 428.29 |
| Cancelled, abated or adjusted .. | 898.05 |
| Outstanding December 31, 1952 .. | \$12,397.72 |

| | |
|------------------------------------|-------------|
| All Prior Years Outstanding | |
| Balance January 1, 1952 | \$13,983.67 |
| Collected in 1952 | 10,065.65 |
| Balance December 31, 1952 | \$3,483.15 |

| | |
|------------------------------------|------------|
| Tax Title Liens Outstanding | |
| Balance January 1, 1952 | \$5,053.80 |
| Redeemed by cash | 10,065.65 |
| Balance December 31, 1952 | \$5,482.09 |

| | |
|---|------------|
| Property Acquired by Deed or Foreclosure | |
| Balance January 1, 1952 | \$3,295.00 |
| Sale for cash | 750.00 |
| Balance December 31, 1952 | \$2,545.00 |

CAPITAL DEBT, DECEMBER 31, 1952

| | |
|------------------------------------|--------------|
| Gross Debt | |
| School debt | |
| Self-liquidating debt. | |
| Other capital debt .. | |
| TOTAL GROSS DEBT | |
| Per Capita Gross Debt | |

| | |
|-------------------------------|--------------|
| Deductions for | |
| School debt | |
| Self-liquidating debt. | |
| Other capital debt .. | |
| TOTAL DEDUCTIONS | |
| NET DEBT | |

Average Assessed Valuations
Real Property 1950-1951-1952.. \$797,795.00
Per Cent of Net Debt

CURRENT FINANCES DECEMBER 31, 1952

| | |
|-------------------------------------|--------------------|
| Cash | \$52,741.59 |
| Taxes receivable | 15,880.87 |
| Tax title liens | 5,482.09 |
| Foreclosed property | 2,545.00 |
| Accounts receivable | 92.05 |
| State road aid receivable | 2.60 |
| Emergencies and deferred charges .. | |
| TOTAL ASSETS | \$76,744.20 |

| | |
|------------------------|-------------|
| Cash liabilities | \$12,292.04 |
| Reserves | 24,000.01 |
| Surplus revenue | 40,452.15 |

TOTAL LIABILITIES AND SURPLUS \$76,744.20

DUMONT BOROUGH—BERGEN COUNTY

Population Census, 1950—13,013 Land Area 1.8 sq. mi. Net Valuation Taxable \$10,732,075

| | |
|--|-----------------------|
| EXPENDITURES AND REQUIRED PAYMENTS FOR 1952 | |
| General Government | |
| Administrative and executive | \$39,880.00 |
| Assessment and collection of taxes | 16,812.08 |
| Finance Department | 2,350.00 |
| Protection to Persons & Property | |
| Fire | 30,100.00 |
| Police | 87,735.92 |
| Other | 3,000.00 |
| Streets and Roads | |
| Repairs and maintenance | 57,080.00 |
| Street lighting | 14,000.00 |
| Sanitation | |
| Street cleaning | |
| Garbage and ash removal | 37,870.00 |
| Sewers | 37,650.00 |
| Health and Charities | |
| Health service | 7,527.00 |
| Poor (including relief) | 3,150.00 |
| Hospitals (aid and maintenance) | |
| Other | |
| Recreation | |
| Beaches and boardwalks | |
| Parks and playgrounds | 9,900.00 |
| Other | |
| Educational | |
| (Exclusive of school districts) .. | 9,500.00 |
| Unclassified Purposes | |
| (Including contingent) | 7,563.62 |
| SUB-TOTAL—Municipal functions.. | \$363,218.62 |
| Per Capita—Municipal functions | \$27.91 |
| Capital imp'ts and capital imp't fund | \$1,500.00 |
| Debt Service | |
| Principal payments .. | \$75,962.48 |
| Interest payments .. | 27,921.50 |
| Total | 103,883.98 |
| Per Capita Debt | \$7.98 |
| Deferred Charges and Statutory Expenditures | |
| Emergencies | \$7,050.00 |
| Other deferred chgs. | |
| Total | 7,050.00 |
| TOTAL—Municipal expenditures .. | \$475,652.60 |
| Required Payments for Local School, County, and Special District Taxes | |
| | 526,531.31 |
| TOTAL EXPENDITURES AND REQUIRED PAYMENTS | \$1,002,183.91 |
| Reserve for uncollected taxes | \$38,480.40 |
| GRAND TOTAL—Budget | \$1,040,664.31 |
| RECEIPTS AND REVENUES REALIZED IN 1952 TO MEET EXPENDITURES AND REQUIRED PAYMENTS | |
| Surplus revenue appropriated .. | \$76,050.00 |
| Miscellaneous revenues realized .. | 103,945.32 |
| State aid revenues realized | 9,144.00 |
| Delinquent taxes including | |
| liens—1952 collections | 26,223.30 |
| current taxes—1952 collections .. | 828,978.62 |
| Emergency borrowings | |
| TOTAL RECEIPTS AND REVENUES REALIZED | \$1,044,341.24 |
| CAPITAL OUTLAY—1952 | |
| Beaches and boardwalks | |
| Buildings and equipment | \$26,470.10 |
| Parks and playgrounds | |
| Sewers | |
| Streets, roads and bridges | 4,785.55 |
| Water supply | |
| Other | |

| | |
|---|-----------------------|
| Tax rate | \$7.96 |
| Local school tax rate | 4.09 |
| County tax rate | 0.81 |
| Local purpose tax rate | 3.06 |
| TAXES | |
| Local school tax ... | \$439,361.00 |
| County taxes | 87,170.31 |
| Special district taxes | |
| Local purpose levy | \$526,531.31 |
| | 327,439.00 |
| Total tax levy (tax duplicate) .. | \$853,970.31 |
| Per Capita Total Tax Levy | \$65.62 |
| Current | |
| 1952 taxes levied (total) | \$859,668.46 |
| Collected in 1952 | 828,978.62 |
| Per cent of levy collected in 1952 .. | 96.43 |
| Transferred to liens | 1,950.20 |
| Cancelled, abated or adjusted .. | 1,775.08 |
| Outstanding December 31, 1952 .. | \$26,964.56 |
| All Prior Years Outstanding | |
| Balance January 1, 1952 | \$27,808.52 |
| Collected in 1952 | 25,254.09 |
| Balance December 31, 1952 | \$2,459.14 |
| Tax Title Liens Outstanding | |
| Balance January 1, 1952 | \$27,080.58 |
| Redeemed by cash | 969.21 |
| Balance December 31, 1952 | \$37,953.94 |
| Property Acquired by Deed or Foreclosure | |
| Balance January 1, 1952 | \$99,781.00 |
| Sale for cash | 15,962.60 |
| Balance December 31, 1952 | \$87,931.00 |
| CAPITAL DEBT, DECEMBER 31, 1952 | |
| Gross Debt | |
| School debt | \$613,500.00 |
| Self-liquidating debt .. | |
| Other capital debt .. | 628,945.00 |
| TOTAL GROSS DEBT | \$1,242,445.00 |
| Per Capita Gross Debt | \$95.48 |
| Deductions for | |
| School debt | \$613,500.00 |
| Self-liquidating debt .. | |
| Other capital debt .. | 1,965.00 |
| TOTAL DEDUCTIONS | 615,465.00 |
| NET DEBT | \$626,980.00 |
| Average Assessed Valuations | |
| Real Property 1950-1951-1952 .. | \$9,738,150.00 |
| Per Cent of Net Debt | 6.43 |
| CURRENT FINANCES DECEMBER 31, 1952 | |
| Cash | \$309,792.19 |
| Taxes receivable | 29,423.70 |
| Tax title liens | 37,953.94 |
| Foreclosed property | 37,931.00 |
| Accounts receivable | 180.02 |
| State road aid receivable .. | |
| Emergencies and deferred charges .. | |
| TOTAL ASSETS | \$465,280.85 |
| Cash liabilities | \$35,258.31 |
| Reserves | 155,488.66 |
| Surplus revenue | 274,533.88 |
| TOTAL LIABILITIES AND SURPLUS | \$465,280.85 |

DUNELLEN BOROUGH—MIDDLESEX COUNTY

Population Census, 1950—6,291

Land Area 1.0 sq. mi.

Net Valuation Taxable \$5,520,296

EXPENDITURES AND REQUIRED PAYMENTS FOR 1952

| | |
|---|---------------------|
| General Government | |
| Administrative and executive | \$20,160.00 |
| Assessment and collection of taxes | 5,750.00 |
| Finance Department | 3,800.00 |
| Protection to Persons & Property | |
| Fire | 16,661.75 |
| Police | 52,730.00 |
| Other | |
| Streets and Roads | |
| Repairs and maintenance | 20,950.00 |
| Street lighting | 9,100.00 |
| Sanitation | |
| Street cleaning | |
| Garbage and ash removal | |
| Sewers | 22,500.00 |
| Health and Charities | |
| Health service | 5,710.20 |
| Poor (including relief) | 4,849.80 |
| Hospitals (aid and maintenance) | 500.00 |
| Other | |
| Recreation | |
| Beaches and boardwalks | |
| Parks and playgrounds | 2,775.00 |
| Other | 7,550.00 |
| Educational | |
| (Exclusive of school districts) .. | 2,400.00 |
| Unclassified Purposes | |
| (Including contingent) | 3,655.00 |
| SUB-TOTAL—Municipal functions.. | \$179,091.75 |

| | |
|---|----------------|
| Per Capita—Municipal functions | \$28.47 |
| Capital imp'ts and capital imp't fund | \$10,135.00 |
| Debt Service | |
| Principal payments .. | \$21,500.00 |
| Interest payments .. | 3,781.00 |

| | |
|--|------------|
| Total | 25,281.00 |
| Per Capita Debt Service | |
| \$4.02 | |
| Deferred Charges and Statutory Expenditures | |
| Emergencies | \$1,000.00 |
| Other deferred chgs. | 3,023.56 |
| Total | 4,023.56 |

TOTAL—Municipal expenditures .. **\$218,531.31**

Required Payments for Local School, County, and Special District Taxes

TOTAL EXPENDITURES AND REQUIRED PAYMENTS **\$520,431.93**

Reserve for uncollected taxes

GRAND TOTAL—Budget

RECEIPTS AND REVENUES REALIZED IN 1952 TO MEET EXPENDITURES AND REQUIRED PAYMENTS

| | |
|------------------------------------|-------------|
| Surplus revenue appropriated .. | \$24,000.00 |
| Miscellaneous revenues realized .. | 57,457.40 |
| State aid revenues realized | 7,621.62 |
| Delinquent taxes including | |
| Liens—1952 collections | 21,679.31 |
| Current taxes—1952 collections .. | 436,976.60 |
| Emergency borrowings | |

TOTAL RECEIPTS AND REVENUES REALIZED **\$547,734.93**

CAPITAL OUTLAY—1952

| | |
|----------------------------------|------------|
| Beaches and boardwalks | |
| Buildings and equipment | \$7,147.22 |
| Parks and playgrounds | |
| Sewers | |
| Streets, roads and bridges | 12,776.03 |
| Water supply | |
| Other | |

| | |
|------------------------------|---------------|
| Tax rate | \$8.26 |
| Local school tax rate | 3.78 |
| County tax rate | 1.69 |
| Local purpose tax rate | 2.79 |

TAXES

| | |
|--|---------------------|
| Local school tax ... | \$208,781.86 |
| County taxes | 93,118.76 |
| Special district taxes | |
| Local purpose levy | \$301,900.62 |
| | 156,098.05 |
| Total tax levy (tax duplicate) .. | \$457,998.67 |
| Per Capita Total Tax Levy | |
| \$72.80 | |

| | |
|--|--------------|
| Current | |
| 1952 taxes levied (total) | \$459,968.13 |
| Collected in 1952 | 436,976.60 |
| Per cent of levy collected in 1952 ... | 95.00 |
| Transferred to liens | 559.64 |
| Cancelled, abated or adjusted .. | 454.30 |
| Outstanding December 31, 1952 .. | \$21,977.59 |

| | |
|------------------------------------|-------------|
| All Prior Years Outstanding | |
| Balance January 1, 1952 | \$38,172.59 |
| Collected in 1952 | 20,880.35 |
| Balance December 31, 1952 | \$10,292.24 |

| | |
|------------------------------------|------------|
| Tax Title Liens Outstanding | |
| Balance January 1, 1952 | \$8,898.36 |
| Redeemed by cash | 798.96 |
| Balance December 31, 1952 | \$8,668.01 |

| | |
|---|-------------|
| Property Acquired by Deed or Foreclosure | |
| Balance January 1, 1952 | \$18,650.00 |
| Sale for cash | 2,373.00 |
| Balance December 31, 1952 | \$16,650.00 |

CAPITAL DEBT, DECEMBER 31, 1952

| | |
|------------------------------------|---------------------|
| Gross Debt | |
| School debt | \$27,000.00 |
| Self-liquidating debt .. | |
| Other capital debt .. | 194,000.00 |
| TOTAL GROSS DEBT | \$221,000.00 |
| Per Capita Gross Debt | \$35.13 |

| | |
|-------------------------------|---------------------|
| Deductions for | |
| School debt | \$27,000.00 |
| Self-liquidating debt .. | |
| Other capital debt .. | 11,143.00 |
| TOTAL DEDUCTIONS | 38,143.00 |
| NET DEBT | \$182,857.00 |

| | |
|------------------------------------|----------------|
| Average Assessed Valuations | |
| Real Property 1950-1951-1952 .. | \$4,770,788.00 |
| Per Cent of Net Debt | 3.83 |

CURRENT FINANCES DECEMBER 31, 1952

| | |
|-------------------------------------|-------------|
| Cash | \$54,075.34 |
| Taxes receivable | 39,269.83 |
| Tax title liens | 8,668.01 |
| Foreclosed property | 16,650.00 |
| Accounts receivable | 43.20 |
| State road aid receivable | 8,567.28 |
| Emergencies and deferred charges .. | |

TOTAL ASSETS **\$127,273.66**

| | |
|------------------------|-------------|
| Cash liabilities | \$23,326.18 |
| Reserves | 64,631.04 |
| Surplus revenue | 39,316.44 |

TOTAL LIABILITIES AND SURPLUS **\$127,273.66**

EAGLESWOOD TOWNSHIP—OCEAN COUNTY

Population Census, 1950—623

Land Area 17.1 sq. mi.

Net Valuation Taxable \$198,645

| | |
|--|--------------------|
| EXPENDITURES AND REQUIRED PAYMENTS FOR 1952 | |
| General Government | |
| Administrative and executive | \$1,900.00 |
| Assessment and collection of taxes | 550.00 |
| Finance Department | |
| Protection to Persons & Property | |
| Fire | 1,500.00 |
| Police | 150.00 |
| Other | |
| Streets and Roads | |
| Repairs and maintenance | 2,400.00 |
| Street lighting | 2,400.00 |
| Sanitation | |
| Street cleaning | |
| Garbage and ash removal | 1,020.00 |
| Sewers | |
| Health and Charities | |
| Health service | 200.00 |
| Poor (including relief) | 525.00 |
| Hospitals (aid and maintenance) | |
| Other | |
| Recreation | |
| Benches and boardwalks | |
| Parks and playgrounds | |
| Other | |
| Educational | |
| (Exclusive of school districts) .. | |
| Unclassified Purposes | |
| (Including contingent) | 50.00 |
| SUB-TOTAL—Municipal functions.. | \$10,695.00 |
| Per Capita—Municipal functions | |
| Capital imp'ts and capital imp't fund | \$17.17 |
| Debt Service | |
| Principal payments .. | |
| Interest payments .. | |
| Total | |
| Per Capita Debt Service | |
| Deferred Charges and Statutory Expenditures | |
| Emergencies | |
| Other deferred chgs. | |
| Total | |

| | |
|---|--------------------|
| TOTAL—Municipal expenditures ... | \$10,695.00 |
|---|--------------------|

| | |
|---|------------------|
| Required Payments for Local School, County, and Special District Taxes | 19,134.78 |
|---|------------------|

| | |
|---|--------------------|
| TOTAL EXPENDITURES AND REQUIRED PAYMENTS | \$20,829.78 |
|---|--------------------|

| | |
|-------------------------------------|------------|
| Reserve for uncollected taxes | \$7,085.44 |
|-------------------------------------|------------|

| | |
|---------------------------------|--------------------|
| GRAND TOTAL—Budget | \$36,915.22 |
|---------------------------------|--------------------|

| | |
|--|------------|
| RECEIPTS AND REVENUES REALIZED IN 1952 TO MEET EXPENDITURES AND REQUIRED PAYMENTS | |
| Surplus revenue appropriated .. | \$6,500.00 |
| Miscellaneous revenues realized .. | 7,634.27 |
| State aid revenues realized | 1,785.00 |

| | |
|--|--------------------|
| Delinquent taxes including liens—1952 collections .. | 3,440.38 |
| Current taxes—1952 collections.. | 15,351.27 |
| Emergency borrowings | |
| TOTAL RECEIPTS AND REVENUES REALIZED | \$34,710.92 |

CAPITAL OUTLAY—1952

| | |
|----------------------------------|-------|
| Beaches and boardwalks | |
| Buildings and equipment | |
| Parks and playgrounds | |
| Sewers | |
| Streets, roads and bridges | |
| Water supply | |
| Other | |

| | |
|------------------------------|----------------|
| Tax rate | \$10.23 |
| Local school tax rate | 7.50 |
| County tax rate | 2.13 |
| Local purpose tax rate | 0.60 |

TAXES

| | | |
|--|--------------------|--|
| Local school tax ... | \$14,906.72 | |
| County taxes | 4,228.06 | |
| Special district taxes | | |
| Local purpose levy | 1,180.44 | |
| Total tax levy (tax duplicate) .. | \$20,315.22 | |
| Per Capita Total Tax Levy | \$32.61 | |

| | |
|--|-------------------|
| Current | |
| 1952 taxes levied (total) | \$20,377.66 |
| Collected in 1952 | 15,351.27 |
| Per cent of levy collected in 1952 ... | 75.33 |
| Transferred to liens | 675.00 |
| Cancelled, abated or adjusted .. | |
| Outstanding December 31, 1952 .. | \$4,351.39 |

| | |
|------------------------------------|----------------|
| All Prior Years Outstanding | |
| Balance January 1, 1952 | \$2,934.21 |
| Collected in 1952 | 2,837.39 |
| Balance December 31, 1952 | \$56.28 |

| | |
|------------------------------------|-------------------|
| Tax Title Liens Outstanding | |
| Balance January 1, 1952 | \$5,265.79 |
| Redeemed by cash | 602.99 |
| Balance December 31, 1952 | \$5,395.95 |

| | |
|---|-------------------|
| Property Acquired by Deed or Foreclosure | |
| Balance January 1, 1952 | \$1,395.00 |
| Sale for cash | |
| Balance December 31, 1952 | \$1,395.00 |

CAPITAL DEBT, DECEMBER 31, 1952

| | |
|-----------------------------|-------|
| Gross Debt | |
| School debt | |
| Self-liquidating debt | |
| Other capital debt .. | |

| | |
|------------------------------------|--------------|
| TOTAL GROSS DEBT | |
| Per Capita Gross Debt | |

| | |
|-----------------------------|-------|
| Deductions for | |
| School debt | |
| Self-liquidating debt | |
| Other capital debt .. | |

| | |
|-------------------------------|--------------|
| TOTAL DEDUCTIONS | |
| NET DEBT | |

| | |
|------------------------------------|--------------|
| Average Assessed Valuations | |
| Real Property 1950-1951-1952.. | \$200,663.00 |
| Per Cent of Net Debt | |

CURRENT FINANCES DECEMBER 31, 1952

| | |
|-------------------------------------|-------------|
| Cash | \$19,702.84 |
| Taxes receivable | 4,407.67 |
| Tax title liens | 5,395.95 |
| Foreclosed property | 1,395.00 |
| Accounts receivable | 9.90 |
| State road aid receivable | |
| Emergencies and deferred charges .. | |

| | |
|---------------------------|--------------------|
| TOTAL ASSETS | \$30,911.36 |
|---------------------------|--------------------|

| | |
|------------------------|------------|
| Cash liabilities | \$6,567.25 |
| Reserves | 11,208.52 |
| Surplus revenue | 13,135.59 |

| | |
|--|--------------------|
| TOTAL LIABILITIES AND SURPLUS | \$30,911.36 |
|--|--------------------|

EASTAMPTON TOWNSHIP—BURLINGTON COUNTY

Population Census, 1950—692

Land Area 5.73 sq. mi.

Net Valuation Taxable \$281,014

| | |
|--|--------------------|
| EXPENDITURES AND REQUIRED PAYMENTS FOR 1952 | |
| General Government | |
| Administrative and executive | \$2,390.00 |
| Assessment and collection of taxes | 1,040.00 |
| Finance Department | |
| Protection to Persons & Property | |
| Fire | 450.00 |
| Police | 275.00 |
| Other | |
| Streets and Roads | |
| Repairs and maintenance | 3,070.00 |
| Street lighting | 1,345.00 |
| Sanitation | |
| Street cleaning | |
| Garbage and ash removal | |
| Sewers | |
| Health and Charities | |
| Health service | 75.00 |
| Poor (including relief) | 235.00 |
| Hospitals (aid and maintenance) | |
| Other | |
| Recreation | |
| Benches and boardwalks | |
| Parks and playgrounds | |
| Other | |
| Educational (Exclusive of school districts) .. | |
| | |
| Unclassified Purposes (Including contingent) | |
| | 50.00 |
| SUB-TOTAL—Municipal functions .. | <u>\$8,930.00</u> |
| Per Capita—Municipal functions | |
| | \$12.90 |
| Capital imp'ts and capital imp't fund .. | \$500.00 |
| Debt Service | |
| Principal payments | |
| Interest payments | |
| Total | |
| Per Capita Debt Service | |
| | |
| Deferred Charges and Statutory Expenditures | |
| Emergencies | |
| Other deferred chgs. | |
| Total | |
| TOTAL—Municipal expenditures .. | <u>\$9,430.00</u> |
| Required Payments for Local School, County, and Special District Taxes | |
| | 27,922.40 |
| TOTAL EXPENDITURES AND REQUIRED PAYMENTS | <u>\$37,352.40</u> |
| Reserve for uncollected taxes | \$7,045.00 |
| GRAND TOTAL—Budget | <u>\$44,397.40</u> |
| RECEIPTS AND REVENUES REALIZED IN 1952 TO MEET EXPENDITURES AND REQUIRED PAYMENTS | |
| Surplus revenue appropriated .. | \$6,000.00 |
| Miscellaneous revenues realized .. | 9,124.69 |
| State aid revenues realized | 1,862.00 |
| Delinquent taxes including | |
| liens—1952 collections .. | 5,185.65 |
| current taxes—1952 collections .. | 23,340.04 |
| Emergency borrowings | |
| TOTAL RECEIPTS AND REVENUES REALIZED | <u>\$45,512.38</u> |
| CAPITAL OUTLAY—1952 | |
| Beaches and boardwalks | |
| Buildings and equipment | |
| Parks and playgrounds | |
| Sewers | |
| Streets, roads and bridges | |
| Water supply | |
| Other | |

| | |
|---|--------------------|
| Tax rate | \$10.00 |
| Local school tax rate | 7.62 |
| County tax rate | 2.32 |
| Local purpose tax rate | 0.06 |
| TAXES | |
| Local school tax .. | \$21,401.25 |
| County taxes | 6,521.15 |
| Special district taxes | |
| Local purpose levy | \$27,922.40 |
| | 158.84 |
| Total tax levy (tax duplicate) .. | <u>\$28,081.24</u> |
| Per Capita Total Tax Levy | |
| | \$40.58 |
| Current | |
| 1952 taxes levied (total) | \$27,922.40 |
| Collected in 1952 | 23,340.04 |
| Per cent of levy collected in 1952 .. | 83.58 |
| Transferred to liens | |
| Cancelled, abated or adjusted .. | |
| Outstanding December 31, 1952 .. | <u>\$4,582.36</u> |
| All Prior Years Outstanding | |
| Balance January 1, 1952 | \$6,801.31 |
| Collected in 1952 | 5,158.65 |
| Balance December 31, 1952 | <u>\$1,642.66</u> |
| Tax Title Liens Outstanding | |
| Balance January 1, 1952 | |
| Redeemed by cash | |
| Balance December 31, 1952 | |
| Property Acquired by Deed or Foreclosure | |
| Balance January 1, 1952 | \$225.00 |
| Sale for cash | |
| Balance December 31, 1952 | <u>\$225.00</u> |
| CAPITAL DEBT, DECEMBER 31, 1952 | |
| Gross Debt | |
| School debt | \$5,434.00 |
| Self-liquidating debt. | |
| Other capital debt .. | |
| TOTAL GROSS DEBT | \$5,434.00 |
| Per Capita Gross Debt | \$7.85 |
| Deductions for | |
| School debt | \$5,434.00 |
| Self-liquidating debt. | |
| Other capital debt .. | |
| TOTAL DEDUCTIONS | 5,434.00 |
| NET DEBT | |
| Average Assessed Valuations | |
| Real Property 1950-1951-1952 .. | \$201,360.00 |
| Per Cent of Net Debt | |
| CURRENT FINANCES DECEMBER 31, 1952 | |
| Cash | \$29,402.03 |
| Taxes receivable | 6,225.02 |
| Tax title liens | |
| Foreclosed property | 225.00 |
| Accounts receivable | 373.03 |
| State road aid receivable | |
| Emergencies and deferred charges .. | |
| TOTAL ASSETS | <u>\$36,225.08</u> |
| Cash liabilities | \$1,512.10 |
| Reserves | 6,823.05 |
| Surplus revenue | 27,889.93 |
| TOTAL LIABILITIES AND SURPLUS | <u>\$36,225.08</u> |

EAST AMWELL TOWNSHIP—HUNTERDON COUNTY

Population Census, 1950—1,525

Land Area 5.81 sq. mi.

Net Valuation Taxable \$1,602,471

| | |
|--|--------------------|
| EXPENDITURES AND REQUIRED PAYMENTS FOR 1952 | |
| General Government | |
| Administrative and executive | \$4,209.50 |
| Assessment and collection of taxes | 1,350.00 |
| Finance Department | |
| Protection to Persons & Property | |
| Fire | 800.00 |
| Police | 1,030.07 |
| Other | |
| Streets and Roads | |
| Repairs and maintenance | 27,620.98 |
| Street lighting | |
| Sanitation | |
| Street cleaning | |
| Garbage and ash removal | |
| Sewers | |
| Health and Charities | |
| Health service | 862.00 |
| Poor (including relief) | 1,625.00 |
| Hospitals (aid and maintenance) .. | |
| Other | |
| Recreation | |
| Benches and boardwalks | |
| Parks and playgrounds | |
| Other | |
| Educational | |
| (Exclusive of school districts) .. | 100.00 |
| Unclassified Purposes | |
| (Including contingent) | 600.00 |
| SUB-TOTAL—Municipal functions.. | \$38,197.55 |

| | |
|--|--------------------|
| Per Capita—Municipal functions | \$25.05 |
| Capital imp'ts and capital imp't fund | \$350.00 |
| Debt Service | |
| Principal payments | |
| Interest payments | |
| Total | |
| Per Capita Debt Service | |
| Deferred Charges and Statutory Expenditures | |
| Emergencies | |
| Other deferred chgs. | \$154.67 |
| Total | 154.67 |
| TOTAL—Municipal expenditures .. | \$38,702.22 |

| | |
|---|------------------|
| Required Payments for Local School, County, and Special District Taxes | 74,317.00 |
|---|------------------|

| | |
|---|---------------------|
| TOTAL EXPENDITURES AND REQUIRED PAYMENTS | \$113,019.22 |
| Reserve for uncollected taxes | \$18,586.57 |
| GRAND TOTAL—Budget | \$131,605.79 |

| | |
|--|-------------|
| RECEIPTS AND REVENUES REALIZED IN 1952 TO MEET EXPENDITURES AND REQUIRED PAYMENTS | |
| Surplus revenue appropriated .. | \$19,000.00 |
| Miscellaneous revenues realized .. | 10,960.00 |
| State aid revenues realized | 5,522.00 |
| Delinquent taxes including | |
| liens—1952 collections | 10,036.03 |
| current taxes—1952 collections.. | 78,397.87 |
| Emergency borrowings | |

| | |
|---|---------------------|
| TOTAL RECEIPTS AND REVENUES REALIZED | \$123,015.90 |
|---|---------------------|

| | |
|----------------------------------|------------|
| CAPITAL OUTLAY—1952 | |
| Beaches and boardwalks | |
| Buildings and equipment | \$1,050.00 |
| Parks and playgrounds | |
| Sewers | |
| Streets, roads and bridges | |
| Water supply | |
| Other | |

| | |
|------------------------------|---------------|
| Tax rate | \$5.81 |
| Local school tax rate | 3.58 |
| County tax rate | 1.00 |
| Local purpose tax rate | 1.23 |

| | |
|--|--------------------|
| TAXES | |
| Local school tax ... | \$57,408.36 |
| County taxes | 16,402.05 |
| Special district taxes | 506.59 |
| Local purpose levy | 19,216.79 |
| Total tax levy (tax duplicate) .. | \$93,533.79 |
| Per Capita Total Tax Levy | \$61.33 |

| | |
|--|-------------|
| Current | |
| 1952 taxes levied (total) | \$94,145.35 |
| Collected in 1952 | 78,397.87 |
| Per cent of levy collected in 1952 ... | 83.27 |
| Transferred to liens | 39.27 |
| Cancelled, abated or adjusted .. | 346.33 |
| Outstanding December 31, 1952 .. | \$15,361.88 |

| | |
|------------------------------------|-------------|
| All Prior Years Outstanding | |
| Balance January 1, 1952 | \$15,210.92 |
| Collected in 1952 | 10,036.03 |
| Balance December 31, 1952 | \$4,699.75 |

| | |
|------------------------------------|----------|
| Tax Title Liens Outstanding | |
| Balance January 1, 1952 | \$646.19 |
| Redeemed by cash | |
| Balance December 31, 1952 | \$685.46 |

| | |
|---|-------|
| Property Acquired by Deed or Foreclosure | |
| Balance January 1, 1952 | |
| Sale for cash | |
| Balance December 31, 1952 | |

| | |
|--|--------------------|
| CAPITAL DEBT, DECEMBER 31, 1952 | |
| Gross Debt | |
| School debt | \$59,000.00 |
| Self-liquidating debt | |
| Other capital debt | |
| TOTAL GROSS DEBT | \$59,000.00 |
| Per Capita Gross Debt | \$28.69 |

| | |
|-------------------------------|------------------|
| Deductions for | |
| School debt | \$59,000.00 |
| Self-liquidating debt | |
| Other capital debt | |
| TOTAL DEDUCTIONS | 59,000.00 |
| NET DEBT | |

| | |
|------------------------------------|----------------|
| Average Assessed Valuations | |
| Real Property 1950-1951-1952.. | \$1,084,788.00 |
| Per Cent of Net Debt | |

| | |
|--|--------------------|
| CURRENT FINANCES DECEMBER 31, 1952 | |
| Cash | \$63,791.96 |
| Taxes receivable | 20,061.63 |
| Tax title liens | 685.46 |
| Foreclosed property | |
| Accounts receivable | |
| State road aid receivable | 2,211.55 |
| Emergencies and deferred charges .. | 500.00 |
| TOTAL ASSETS | \$87,250.60 |
| Cash liabilities | \$12,092.57 |
| Reserves | 20,747.09 |
| Surplus revenue | 54,410.94 |
| TOTAL LIABILITIES AND SURPLUS | \$87,250.60 |

EAST BRUNSWICK TOWNSHIP—MIDDLESEX COUNTY

Population Census, 1950—5,699

Land Area 21.5 sq. mi.

Net Valuation Taxable \$4,028,100

| | |
|--|---------------------|
| EXPENDITURES AND REQUIRED PAYMENTS FOR 1952 | |
| General Government | |
| Administrative and executive | \$19,734.93 |
| Assessment and collection of taxes | 16,494.94 |
| Finance Department | 1,781.00 |
| Protection to Persons & Property | |
| Fire | 10,250.00 |
| Police | 16,947.23 |
| Other | |
| Streets and Roads | |
| Repairs and maintenance | 82,204.14 |
| Street lighting | 15,093.00 |
| Sanitation | |
| Street cleaning | |
| Garbage and ash removal | 21,621.56 |
| Sewers | |
| Health and Charities | |
| Health service | 4,002.00 |
| Poor (including relief) | 2,615.00 |
| Hospitals (aid and maintenance) | 850.00 |
| Other | |
| Recreation | |
| Beaches and boardwalks | |
| Parks and playgrounds | |
| Other | 4,000.00 |
| Educational | |
| (Exclusive of school districts) .. | 800.00 |
| Unclassified Purposes | |
| (Including contingent) | 1,332.00 |
| SUB-TOTAL—Municipal functions.. | \$197,725.80 |
| Per Capita—Municipal functions | \$34.69 |
| Capital imp'ts and capital imp't fund | \$5,000.00 |
| Debt Service | |
| Principal payments .. | \$14,000.00 |
| Interest payments .. | 2,480.00 |
| Total | 16,480.00 |
| Per Capita Debt Service | \$2.89 |
| Deferred Charges and Statutory Expenditures | |
| Emergencies | \$7,800.00 |
| Other deferred chgs. | 1,615.63 |
| Total | 9,415.63 |
| TOTAL—Municipal expenditures .. | \$228,621.43 |
| Required Payments for Local School, County, and Special District Taxes | |
| | 307,001.28 |
| TOTAL EXPENDITURES AND REQUIRED PAYMENTS | \$535,622.71 |
| Reserve for uncollected taxes | \$51,306.97 |
| GRAND TOTAL—Budget | \$586,929.68 |
| RECEIPTS AND REVENUES REALIZED IN 1952 TO MEET EXPENDITURES AND REQUIRED PAYMENTS | |
| Surplus revenue appropriated .. | \$34,127.42 |
| Miscellaneous revenues realized .. | 87,928.94 |
| State aid revenues realized | 16,245.07 |
| Delinquent taxes including liens—1952 collections .. | 25,749.92 |
| Current taxes—1952 collections.. | 364,009.46 |
| Emergency borrowings | |
| TOTAL RECEIPTS AND REVENUES REALIZED | \$528,060.81 |
| CAPITAL OUTLAY—1952 | |
| Beaches and boardwalks | |
| Buildings and equipment | \$19,761.28 |
| Parks and playgrounds | |
| Sewers | |
| Streets, roads and bridges | |
| Water supply | 18,450.88 |
| Other | |

| | |
|---|---------------------|
| Local school tax rate | \$9.79 |
| Tax rate | 5.94 |
| Local school tax rate | 1.68 |
| County tax rate | 2.17 |
| Local purpose tax rate | |
| TAXES | |
| Local school tax .. | \$239,150.40 |
| County taxes | 67,850.88 |
| Special district taxes | |
| Local purpose levy | \$307,001.28 |
| Total tax levy (tax duplicate) .. | \$394,032.56 |
| Per Capita Total Tax Levy | \$69.14 |
| Current | |
| 1952 taxes levied (total) | \$417,077.00 |
| Collected in 1952 | 364,009.46 |
| Per cent of levy collected in 1952 .. | 87.27 |
| Transferred to liens | |
| Cancelled, abated or adjusted .. | |
| Outstanding December 31, 1952 .. | \$53,067.54 |
| All Prior Years Outstanding | |
| Balance January 1, 1952 | \$42,891.00 |
| Collected in 1952 | 25,573.00 |
| Balance December 31, 1952 | \$17,318.00 |
| Tax Title Liens Outstanding | |
| Balance January 1, 1952 | \$87,210.00 |
| Redeemed by cash | 170.00 |
| Balance December 31, 1952 | \$87,040.00 |
| Property Acquired by Deed or Foreclosure | |
| Balance January 1, 1952 | \$11,350.00 |
| Sale for cash | 2,250.00 |
| Balance December 31, 1952 | \$9,100.00 |
| CAPITAL DEBT, DECEMBER 31, 1952 | |
| Gross Debt | |
| School debt | \$683,000.00 |
| Self-liquidating debt .. | 208,500.00 |
| Other capital debt .. | 84,500.00 |
| TOTAL GROSS DEBT | \$976,000.00 |
| Per Capita Gross Debt | \$171.26 |
| Deductions for | |
| School debt | \$204,176.00 |
| Self-liquidating debt .. | 208,500.00 |
| Other capital debt .. | |
| TOTAL DEDUCTIONS | 412,676.00 |
| NET DEBT | \$563,324.00 |
| Average Assessed Valuations | |
| Real Property 1950-1951-1952.. | \$3,402,920.00 |
| Per Cent of Net Debt | 16.8% |
| CURRENT FINANCES DECEMBER 31, 1952 | |
| Cash | \$39,780.00 |
| Taxes receivable | 70,390.00 |
| Tax title liens | 87,040.00 |
| Foreclosed property | 9,100.00 |
| Accounts receivable | 1,764.00 |
| State road aid receivable | 7,200.00 |
| Emergencies and deferred charges .. | 42,500.00 |
| TOTAL ASSETS | \$257,774.00 |
| Cash liabilities | \$19,070.00 |
| Reserves | 168,300.00 |
| Surplus revenue | 70,400.00 |
| TOTAL LIABILITIES AND SURPLUS | \$257,770.00 |

EAST GREENWICH TOWNSHIP—GLOUCESTER COUNTY

Population Census, 1950—2,336

Land Area 11.76 sq. mi.

Net Valuation Taxable \$2,160,367

| | |
|--|---------------------|
| EXPENDITURES AND RE- | |
| QUIRED PAYMENTS FOR 1952 | |
| General Government | |
| Administrative and executive | \$3,210.44 |
| Assessment and collection of taxes | 2,506.11 |
| Finance Department | 824.00 |
| Protection to Persons & Property | |
| Fire | 3,848.09 |
| Police | 3,715.00 |
| Other | |
| Streets and Roads | |
| Repairs and maintenance | 18,405.68 |
| Street lighting | 2,576.11 |
| Sanitation | |
| Street cleaning | |
| Garbage and ash removal | 420.00 |
| Sewers | |
| Health and Charities | |
| Health service | 735.65 |
| Poor (including relief) | 259.50 |
| Hospitals (aid and maintenance) | |
| Other | |
| Recreation | |
| Benches and boardwalks | |
| Parks and playgrounds | |
| Other | |
| Educational | |
| (Exclusive of school districts) | |
| Unclassified Purposes | |
| (Including contingent) | 50.00 |
| SUB-TOTAL—Municipal functions.. | \$36,550.58 |
| Per Capita—Municipal functions \$15.65 | |
| Capital imp'ts and capital imp't fund | \$5,532.49 |
| Debt Service | |
| Principal payments | \$4,000.00 |
| Interest payments | 1,050.00 |
| Total | 5,050.00 |
| Per Capita Debt Service \$2.16 | |
| Deferred Charges and Statutory Expenditures | |
| Emergencies | |
| Other deferred chgs. | |
| Total | |
| TOTAL—Municipal expenditures | \$47,133.07 |
| Required Payments for Local School, County, and Special District Taxes | |
| | 111,761.28 |
| TOTAL EXPENDITURES AND REQUIRED PAYMENTS | \$158,894.35 |
| Reserve for uncollected taxes | \$11,405.37 |
| GRAND TOTAL—Budget | \$170,299.72 |
| RECEIPTS AND REVENUES REALIZED IN 1952 TO MEET EXPENDITURES AND REQUIRED PAYMENTS | |
| Surplus revenue appropriated | \$41,167.38 |
| Miscellaneous revenues realized | 26,719.90 |
| State aid revenues realized | 8,851.00 |
| Delinquent taxes including | |
| liens—1952 collections | 3,058.36 |
| Current taxes—1952 collections.. | 110,794.01 |
| Emergency borrowings | |
| TOTAL RECEIPTS AND REVENUES REALIZED | \$190,590.65 |
| CAPITAL OUTLAY—1952 | |
| Beaches and boardwalks | |
| Buildings and equipment | |
| Parks and playgrounds | |
| Sewers | |
| Streets, roads and bridges | |
| Water supply | |
| Other | |

| | |
|---|---------------------|
| Tax rate | \$5.12 |
| Local school tax rate | 3.98 |
| County tax rate | 1.02 |
| Local purpose tax rate | 0.12 |
| TAXES | |
| Local school tax | \$85,951.50 |
| County taxes | 22,082.88 |
| Special district taxes | 3,726.90 |
| Local purpose levy | \$111,761.28 |
| | 2,439.83 |
| Total tax levy (tax duplicate) .. | \$114,201.11 |
| Per Capita Total Tax Levy | \$48.80 |
| Current | |
| 1952 taxes levied (total) | \$114,201.11 |
| Collected in 1952 | 110,794.01 |
| Per cent of levy collected in 1952 | 97.01 |
| Transferred to liens | 11.00 |
| Cancelled, abated or adjusted | 65.40 |
| Outstanding December 31, 1952 | \$3,330.70 |
| All Prior Years Outstanding | |
| Balance January 1, 1952 | \$3,364.86 |
| Collected in 1952 | 3,058.36 |
| Balance December 31, 1952 | \$294.88 |
| Tax Title Liens Outstanding | |
| Balance January 1, 1952 | \$71.61 |
| Redeemed by cash | |
| Balance December 31, 1952 | \$82.61 |
| Property Acquired by Deed or Foreclosure | |
| Balance January 1, 1952 | |
| Sale for cash | |
| Balance December 31, 1952 | |

| | |
|--|--------------------|
| CAPITAL DEBT, DECEMBER 31, 1952 | |
| Gross Debt | |
| School debt | \$9,000.00 |
| Self-liquidating debt | |
| Other capital debt | 24,000.00 |
| TOTAL GROSS DEBT | \$33,000.00 |
| Per Capita Gross Debt | \$14.13 |
| Deductions for | |
| School debt | \$9,000.00 |
| Self-liquidating debt | |
| Other capital debt | 24,000.00 |
| TOTAL DEDUCTIONS | 33,000.00 |
| NET DEBT | |

| | |
|---------------------------------------|----------------|
| Average Assessed Valuations | |
| Real Property 1950-1951-1952.. | \$1,893,477.00 |
| Per Cent of Net Debt | |

| | |
|--|--------------------|
| CURRENT FINANCES DECEMBER 31, 1952 | |
| Cash | \$65,178.73 |
| Taxes receivable | 3,625.58 |
| Tax title liens | 82.61 |
| Foreclosed property | |
| Accounts receivable | |
| State road aid receivable | |
| Emergencies and deferred charges | |
| TOTAL ASSETS | \$68,886.92 |
| Cash liabilities | |
| Reserves | \$3,708.19 |
| Surplus revenue | 65,178.73 |
| TOTAL LIABILITIES AND SURPLUS | \$68,886.92 |

EAST HANOVER TOWNSHIP—MORRIS COUNTY

Population Census, 1950—2,151

Land Area 8.4 sq. mi.

Net Valuation Taxable \$2,711,819

EXPENDITURES AND REQUIRED PAYMENTS FOR 1952

| | |
|--|--------------------|
| General Government | |
| Administrative and executive | \$19,095.00 |
| Assessment and collection of taxes | 7,150.00 |
| Finance Department | 900.00 |
| Protection to Persons & Property | |
| Fire | 3,075.00 |
| Police | 20,800.00 |
| Other | |
| Streets and Roads | |
| Repairs and maintenance | 19,975.00 |
| Street lighting | 3,400.00 |
| Sanitation | |
| Street cleaning | |
| Garbage and ash removal | |
| Sewers | |
| Health and Charities | |
| Health service | 3,500.00 |
| Poor (including relief) | 1,505.00 |
| Hospitals (aid and maintenance) | 500.00 |
| Other | 950.00 |
| Recreation | |
| Beaches and boardwalks | |
| Parks and playgrounds | 1,500.00 |
| Other | |
| Educational (Exclusive of school districts) .. | |
| Unclassified Purposes (Including contingent) | |
| | 1,100.00 |
| SUB-TOTAL—Municipal functions.. | \$83,450.00 |

| | |
|---|----------------|
| Per Capita—Municipal functions | \$38.80 |
| Capital imp'ts and capital imp't fund | \$2,600.00 |
| Debt Service | |
| Principal payments | |
| Interest payments | |

| | |
|--|------------------|
| Total | |
| Per Capita Debt Service | |
| | |
| Deferred Charges and Statutory Expenditures | |
| Emergencies | |
| Other deferred chgs. \$43,461.85 | |
| Total | 43,461.85 |

TOTAL—Municipal expenditures ... \$129,511.85

| | |
|---|-------------------|
| Required Payments for Local School, County, and Special District Taxes | 128,065.32 |
|---|-------------------|

TOTAL EXPENDITURES AND REQUIRED PAYMENTS \$257,577.15

Reserve for uncollected taxes \$17,191.66

GRAND TOTAL—Budget \$274,768.83

RECEIPTS AND REVENUES REALIZED IN 1952 TO MEET EXPENDITURES AND REQUIRED PAYMENTS

| | |
|------------------------------------|-------------|
| Surplus revenue appropriated .. | \$33,000.00 |
| Miscellaneous revenues realized .. | 107,404.86 |
| State aid revenues realized | 3,954.00 |
| Delinquent taxes including | |
| liens—1952 collections | 16,536.40 |
| current taxes—1952 collections .. | 114,601.90 |
| Emergency borrowings | |

TOTAL RECEIPTS AND REVENUES REALIZED \$275,497.16

CAPITAL OUTLAY—1952

| | |
|----------------------------------|-------|
| Beaches and boardwalks | |
| Buildings and equipment | |
| Parks and playgrounds | |
| Sewers | |
| Streets, roads and bridges | |
| Water supply | |
| Other | |

| | |
|------------------------------|---------------|
| Tax rate | \$4.73 |
| Local school tax rate | 3.66 |
| County tax rate | 1.07 |
| Local purpose tax rate | ... |

TAXES

| | | |
|--|----------------|---------------------|
| Local school tax ... | \$99,162.74 | |
| County taxes | 28,902.58 | |
| Special district taxes | | |
| Local purpose levy | | \$128,065.32 |
| Total tax levy (tax duplicate) .. | | \$128,065.32 |
| Per Capita Total Tax Levy | | |
| | \$54.54 | |

| | |
|--|--------------|
| Current | |
| 1952 taxes levied (total) | \$130,945.39 |
| Collected in 1952 | 114,601.90 |
| Per cent of levy collected in 1952 | 87.51 |
| Transferred to liens | 1,349.52 |
| Cancelled, abated or adjusted | 799.64 |
| Outstanding December 31, 1952 .. | \$14,194.33 |

| | |
|------------------------------------|-------------|
| All Prior Years Outstanding | |
| Balance January 1, 1952 | \$27,984.02 |
| Collected in 1952 | 16,230.60 |
| Balance December 31, 1952 | \$11,753.42 |

| | |
|------------------------------------|-------------|
| Tax Title Liens Outstanding | |
| Balance January 1, 1952 | \$35,149.61 |
| Redeemed by cash | 305.80 |
| Balance December 31, 1952 | \$33,122.91 |

| | |
|---|-------------|
| Property Acquired by Deed or Foreclosure | |
| Balance January 1, 1952 | \$8,285.00 |
| Sale for cash | 2,986.00 |
| Balance December 31, 1952 | \$10,515.68 |

CAPITAL DEBT, DECEMBER 31, 1952

| | |
|-----------------------------|--------------|
| Gross Debt | |
| School debt | \$201,000.00 |
| Self-liquidating debt. | |
| Other capital debt .. | |

TOTAL GROSS DEBT \$201,000.00

Per Capita Gross Debt \$93.44

| | |
|-----------------------------|--------------|
| Deductions for | |
| School debt | \$135,433.00 |
| Self-liquidating debt. | |
| Other capital debt .. | |

TOTAL DEDUCTIONS 135,433.00

NET DEBT \$65,567.00

| | |
|------------------------------------|----------------|
| Average Assessed Valuations | |
| Real Property 1950-1951-1952 .. | \$2,257,225.00 |
| Per Cent of Net Debt | 2.90 |

CURRENT FINANCES DECEMBER 31, 1952

| | |
|-------------------------------------|-------------|
| Cash | \$81,736.89 |
| Taxes receivable | 25,947.75 |
| Tax title liens | 33,122.91 |
| Foreclosed property | 10,515.68 |
| Accounts receivable | |
| State road aid receivable | 10,795.31 |
| Emergencies and deferred charges .. | 1,000.00 |

TOTAL ASSETS \$163,118.54

| | |
|------------------------|-------------|
| Cash liabilities | \$26,610.23 |
| Reserves | 69,586.34 |
| Surplus revenue | 66,921.97 |

TOTAL LIABILITIES AND SURPLUS \$163,118.54

EAST NEWARK BOROUGH—HUDSON COUNTY

Population Census, 1950—2,173 Land Area 0.1 sq. mi. Net Valuation Taxable \$4,131,825

EXPENDITURES AND REQUIRED PAYMENTS FOR 1952

| | |
|---|---------------------|
| General Government | |
| Administrative and executive | \$23,700.00 |
| Assessment and collection of taxes | 2,600.00 |
| Finance Department | 400.00 |
| Protection to Persons & Property | |
| Fire | 11,200.00 |
| Police | 33,550.00 |
| Other | |
| Streets and Roads | |
| Repairs and maintenance | 12,500.00 |
| Street lighting | 537.00 |
| Sanitation | |
| Street cleaning | |
| Garbage and ash removal | 8,000.00 |
| Sewers | 6,763.00 |
| Health and Charities | |
| Health service | 5,350.00 |
| Poor (including relief) | 3,900.00 |
| Hospitals (aid and maintenance) .. | |
| Other | |
| Recreation | |
| Beaches and boardwalks | |
| Parks and playgrounds | 2,250.00 |
| Other | |
| Educational | |
| (Exclusive of school districts) .. | 1,350.00 |
| Unclassified Purposes | |
| (Including contingent) | 1,200.00 |
| SUB-TOTAL—Municipal functions.. | \$113,300.00 |

| | | |
|--|---------------------|----------------|
| Per Capita—Municipal functions | | \$52.14 |
| Capital Imp'ts and capital imp't fund | | |
| Debt Service | | |
| Principal payments .. | \$10,000.00 | |
| Interest payments .. | 1,000.00 | |
| Total | \$11,000.00 | |
| Per Capita Debt Service | | \$5.06 |
| Deferred Charges and Statutory Expenditures | | |
| Emergencies | | |
| Other deferred chgs. .. | \$11,350.16 | |
| Total | 11,350.16 | |
| TOTAL—Municipal expenditures .. | \$135,650.16 | |

| | |
|---|-------------------|
| Required Payments for Local School, County, and Special District Taxes | 140,945.97 |
|---|-------------------|

| | |
|---|---------------------|
| TOTAL EXPENDITURES AND REQUIRED PAYMENTS | \$276,596.13 |
| Reserve for uncollected taxes | \$26,163.30 |
| GRAND TOTAL—Budget | \$302,759.43 |

| | |
|--|---------------------|
| RECEIPTS AND REVENUES REALIZED IN 1952 TO MEET EXPENDITURES AND REQUIRED PAYMENTS | |
| Surplus revenue appropriated .. | |
| Miscellaneous revenues realized .. | \$22,296.25 |
| State aid revenues realized | 9,715.00 |
| Delinquent taxes including | |
| liens—1952 collections | 15,346.47 |
| current taxes—1952 collections .. | 238,388.67 |
| Emergency borrowings | |
| TOTAL RECEIPTS AND REVENUES REALIZED | \$285,746.39 |

CAPITAL OUTLAY—1952

| | |
|----------------------------------|-------|
| Beaches and boardwalks | |
| Buildings and equipment | |
| Parks and playgrounds | |
| Sewers | |
| Streets, roads and bridges | |
| Water supply | |
| Other | |

| | |
|------------------------------|---------------|
| Tax rate | \$6.33 |
| Local school tax rate | 1.68 |
| County tax rate | 1.73 |
| Local purpose tax rate | 2.92 |

TAXES

| | | |
|--|---------------------|-------|
| Local school tax .. | \$69,263.69 | |
| County taxes | 71,682.28 | |
| Special district taxes | | |
| Local purpose levy | 122,098.46 | |
| Total tax levy (tax duplicate) .. | \$263,044.43 | |
| Per Capita Total Tax Levy | \$121.05 | |

| | |
|---------------------------------------|--------------|
| Current | |
| 1952 taxes levied (total) | \$263,073.65 |
| Collected in 1952 | 238,388.67 |
| Per cent of levy collected in 1952 .. | 90.61 |
| Transferred to liens | 538.05 |
| Cancelled, abated or adjusted .. | |
| Outstanding December 31, 1952 .. | \$24,146.93 |

| | |
|------------------------------------|-------------|
| All Prior Years Outstanding | |
| Balance January 1, 1952 | \$21,762.39 |
| Collected in 1952 | 14,336.97 |
| Balance December 31, 1952 | \$4,520.82 |

| | |
|------------------------------------|------------|
| Tax Title Liens Outstanding | |
| Balance January 1, 1952 | \$4,951.32 |
| Redeemed by cash | 1,009.50 |
| Balance December 31, 1952 | \$4,479.88 |

| | |
|---|------------|
| Property Acquired by Deed or Foreclosure | |
| Balance January 1, 1952 | \$6,400.00 |
| Sale for cash | |
| Balance December 31, 1952 | \$6,400.00 |

CAPITAL DEBT, DECEMBER 31, 1952

| | |
|-----------------------------|-------------|
| Gross Debt | |
| School debt | |
| Self-liquidating debt | |
| Other capital debt .. | \$23,232.00 |

| | |
|------------------------------------|--------------------|
| TOTAL GROSS DEBT | \$23,232.00 |
| Per Capita Gross Debt | \$10.60 |

| | |
|-------------------------------|--------------|
| Deductions for | |
| School debt | |
| Self-liquidating debt | |
| Other capital debt .. | |
| TOTAL DEDUCTIONS | |

| | |
|-----------------------|--------------------|
| NET DEBT | \$23,232.00 |
|-----------------------|--------------------|

| | |
|------------------------------------|----------------|
| Average Assessed Valuations | |
| Real Property 1950-1951-1952 .. | \$2,542,032.00 |
| Per Cent of Net Debt | 0.91 |

CURRENT FINANCES DECEMBER 31, 1952

| | |
|-------------------------------------|---------------------|
| Cash | \$91,544.69 |
| Taxes receivable | 28,687.75 |
| Tax title liens | 4,479.88 |
| Foreclosed property | 400.00 |
| Accounts receivable | 226.72 |
| State road aid receivable | 15,521.81 |
| Emergencies and deferred charges .. | 1,029.55 |
| TOTAL ASSETS | \$147,881.46 |

| | |
|--|---------------------|
| Cash liabilities | \$77,405.76 |
| Reserves | \$29,774.35 |
| Surplus revenue | 30,701.35 |
| TOTAL LIABILITIES AND SURPLUS | \$147,881.46 |

EAST ORANGE CITY—ESSEX COUNTY

Population Census, 1950—79,340

Land Area 4.0 sq. mi.

Net Valuation Taxable \$124,080,344

EXPENDITURES AND REQUIRED PAYMENTS FOR 1952

| | |
|------------------------------------|--------------|
| General Government | |
| Administrative and executive | \$254,827.85 |
| Assessment and collection of taxes | 77,838.69 |
| Finance Department | 38,415.05 |

Protection to Persons & Property

| | |
|--------------|------------|
| Fire | 632,516.64 |
| Police | 650,597.59 |
| Other | 149,798.89 |

Streets and Roads

| | |
|-------------------------------|------------|
| Repairs and maintenance | 253,135.57 |
| Street lighting | 103,850.54 |

Sanitation

| | |
|-------------------------------|------------|
| Street cleaning | 113,924.73 |
| Garbage and ash removal | 236,525.51 |
| Sewers | 112,588.08 |

Health and Charities

| | |
|------------------------------------|-----------|
| Health service | 97,442.25 |
| Poor (including relief) | 55,771.48 |
| Hospitals (aid and maintenance) .. | 62,500.00 |
| Other | 6,240.00 |

Recreation

| | |
|------------------------------|------------|
| Beaches and boardwalks | |
| Parks and playgrounds | |
| Other | 108,800.00 |

Educational (Exclusive of school districts) ..

| | |
|--|------------|
| | 181,095.00 |
|--|------------|

Unclassified Purposes (Including contingent)

| | |
|--|------------|
| | 150,882.78 |
|--|------------|

SUB-TOTAL—Municipal functions.. \$3,286,750.65

Per Capita—Municipal functions

| | |
|--|---------|
| | \$41.43 |
|--|---------|

Capital imp'ts and capital imp't fund \$70,000.00

Debt Service

| | |
|-----------------------|--------------|
| Principal payments .. | \$359,552.63 |
| Interest payments .. | 179,948.43 |

Total

Per Capita Debt

Deferred Charges and Statutory Expenditures

Emergencies

Other deferred chgs.

Total

TOTAL—Municipal expenditures ... \$4,182,258.77

Required Payments for Local School, County, and Special District Taxes

3,522,638.32

TOTAL EXPENDITURES AND REQUIRED PAYMENTS

\$7,704,897.09

Reserve for uncollected taxes

\$275,795.00

GRAND TOTAL—Budget

\$7,980,692.09

RECEIPTS AND REVENUES REALIZED IN 1952 TO MEET EXPENDITURES AND REQUIRED PAYMENTS

Surplus revenue appropriated

Miscellaneous revenues realized

State aid revenues realized

Delinquent taxes including

liens—1952 collections

Current taxes—1952 collections ..

Emergency borrowings

TOTAL RECEIPTS AND REVENUES REALIZED

\$8,079,163.86

CAPITAL OUTLAY—1952

Beaches and boardwalks

Buildings and equipment

Parks and playgrounds

Sewers

Streets, roads and bridges

Water supply

Other

Tax rate

Local school tax rate

County tax rate

Local purpose tax rate

TAXES

Local school tax ... \$2,231,250.00

County taxes

Special district taxes

Local purpose levy

Total tax levy (tax duplicate) ..

Per Capita Total Tax Levy

\$88.81

Current

1952 taxes levied (total)

Collected in 1952

Per cent of levy collected in 1952 ...

Transferred to liens

Cancelled, abated or adjusted ..

Outstanding December 31, 1952 ..

All Prior Years Outstanding

Balance January 1, 1952

Collected in 1952

Balance December 31, 1952

Tax Title Liens Outstanding

Balance January 1, 1952

Redeemed by cash

Balance December 31, 1952

Property Acquired by Deed or Foreclosure

Balance January 1, 1952

Sale for cash

Balance December 31, 1952

CAPITAL DEBT, DECEMBER 31, 1952

Gross Debt

School debt

Self-liquidating debt ..

Other capital debt ..

TOTAL GROSS DEBT

Per Capita Gross Debt

Deductions for

School debt

Self-liquidating debt ..

Other capital debt ..

TOTAL DEDUCTIONS

NET DEBT

Average Assessed Valuations

Real Property 1950-1951-1952 ..

Per Cent of Net Debt

CURRENT FINANCES DECEMBER 31, 1952

Cash

Taxes receivable

Tax title liens

Foreclosed property

Accounts receivable

State road aid receivable ..

Emergencies and deferred charges ..

TOTAL ASSETS

Cash liabilities

Reserves

Surplus revenue

TOTAL LIABILITIES AND SURPLUS

\$1,087,402.57

* Includes \$188,470.63 Art. VI School Debt Service.

EAST PATERSON BOROUGH—BERGEN COUNTY

Population Census, 1950—15,386 Land Area 2.5 sq. mi. Net Valuation Taxable \$14,764,627

EXPENDITURES AND REQUIRED PAYMENTS FOR 1952

| | |
|---|---------------------|
| General Government | |
| Administrative and executive | \$39,645.00 |
| Assessment and collection of taxes | 26,540.00 |
| Finance Department | 2,750.00 |
| Protection to Persons & Property | |
| Fire | 19,100.00 |
| Police | 87,453.66 |
| Other | |
| Streets and Roads | |
| Repairs and maintenance | 86,846.34 |
| Street lighting | 19,886.85 |
| Sanitation | |
| Street cleaning | |
| Garbage and ash removal | 37,634.40 |
| Sewers | 105,042.97 |
| Health and Charities | |
| Health service | 15,950.00 |
| Poor (including relief) | 4,668.75 |
| Hospitals (aid and maintenance) .. | 1,000.00 |
| Other | |
| Recreation | |
| Beaches and boardwalks | |
| Parks and playgrounds | 2,800.00 |
| Other | 3,200.00 |
| Educational | |
| (Exclusive of school districts) .. | |
| Unclassified Purposes | |
| (Including contingent) | 34,225.33 |
| SUB-TOTAL—Municipal functions.. | \$486,743.30 |

| | |
|--|----------------|
| Per Capita—Municipal functions | \$31.64 |
| Capital imp'ts and capital imp't fund | \$28,000.00 |
| Debt Service | |
| Principal payments .. | \$44,000.00 |
| Interest payments .. | 34,656.00 |
| Total | 78,656.00 |
| Per Capita Debt Service | |
| \$5.11 | |
| Deferred Charges and Statutory Expenditures | |
| Emergencies | \$38,000.00 |
| Other deferred chgs. | 14,628.94 |
| Total | 52,628.94 |

TOTAL—Municipal expenditures ... \$646,028.24

Required Payments for Local School, County, and Special District Taxes 632,191.80

TOTAL EXPENDITURES AND REQUIRED PAYMENTS **\$1,278,220.04**

Reserve for uncollected taxes

GRAND TOTAL—Budget **\$1,349,754.98**

RECEIPTS AND REVENUES REALIZED IN 1952 TO MEET EXPENDITURES AND REQUIRED PAYMENTS

| | |
|---|-----------------------|
| Surplus revenue appropriated .. | \$200,000.00 |
| Miscellaneous revenues realized .. | 131,068.69 |
| State aid revenues realized | 11,045.23 |
| Delinquent taxes including | |
| liens—1952 collections | 34,026.04 |
| Current taxes—1952 collections .. | 998,558.39 |
| Emergency borrowings | |
| TOTAL RECEIPTS AND REVENUES REALIZED | \$1,374,698.35 |

CAPITAL OUTLAY—1952

| | |
|----------------------------------|------------|
| Beaches and boardwalks | |
| Buildings and equipment | \$1,670.95 |
| Parks and playgrounds | |
| Sewers | 172,403.71 |
| Streets, roads and bridges | 50,778.40 |
| Water supply | 730.04 |
| Other | 74,754.80 |

| | |
|------------------------------|---------------|
| Tax rate | \$6.97 |
| Local school tax rate | 3.48 |
| County tax rate | 0.80 |
| Local purpose tax rate | 2.69 |

TAXES

| | | |
|--|--------------|-----------------------|
| Local school tax | \$513,878.51 | |
| County taxes | 118,313.29 | |
| Special district taxes | | |
| Local purpose levy | | \$632,191.80 |
| Total tax levy (tax duplicate) .. | | \$1,028,545.04 |
| Per Capita Total Tax Levy | | |
| \$66.85 | | |

| | |
|--|--------------------|
| Current | |
| 1952 taxes levied (total) | \$1,041,115.01 |
| Collected in 1952 | 998,558.39 |
| Per cent of levy collected in 1952 | 95.91 |
| Transferred to liens | 1,458.19 |
| Cancelled, abated or adjusted | 3,821.86 |
| Outstanding December 31, 1952 .. | \$37,276.57 |

| | |
|------------------------------------|-------------------|
| All Prior Years Outstanding | |
| Balance January 1, 1952 | \$33,571.65 |
| Collected in 1952 | 31,032.21 |
| Balance December 31, 1952 | \$1,666.03 |

| | |
|------------------------------------|--------------------|
| Tax Title Liens Outstanding | |
| Balance January 1, 1952 | \$17,659.15 |
| Redeemed by cash | 2,992.83 |
| Balance December 31, 1952 | \$16,931.08 |

| | |
|---|--------------------|
| Property Acquired by Deed or Foreclosure | |
| Balance January 1, 1952 | \$31,287.50 |
| Sale for cash | |
| Balance December 31, 1952 | \$32,337.50 |

CAPITAL DEBT, DECEMBER 31, 1952

| | |
|------------------------------------|-----------------------|
| Gross Debt | |
| School debt | \$619,000.00 |
| Self-liquidating debt .. | 342,660.00 |
| Other capital debt .. | 1,051,529.00 |
| TOTAL GROSS DEBT | \$2,013,189.00 |
| Per Capita Gross Debt | \$130.85 |

| | |
|-------------------------------|-----------------------|
| Deductions for | |
| School debt | \$619,000.00 |
| Self-liquidating debt .. | 189,372.00 |
| Other capital debt .. | |
| TOTAL DEDUCTIONS | \$808,372.00 |
| NET DEBT | \$1,204,817.00 |

| | |
|------------------------------------|-----------------|
| Average Assessed Valuations | |
| Real Property 1950-1951-1952 .. | \$13,206,842.00 |
| Per Cent of Net Debt | 9.12 |

CURRENT FINANCES DECEMBER 31, 1952

| | |
|--|---------------------|
| Cash | \$283,853.05 |
| Taxes receivable | 38,942.60 |
| Tax title liens | 16,931.08 |
| Foreclosed property | 32,337.50 |
| Accounts receivable | 7,525.84 |
| State road aid receivable | 13,634.28 |
| Emergencies and deferred charges .. | 223.75 |
| TOTAL ASSETS | \$393,448.10 |
| Cash liabilities | \$97,325.06 |
| Reserves | 95,737.02 |
| Surplus revenue | 200,386.02 |
| TOTAL LIABILITIES AND SURPLUS | \$393,448.10 |

EAST RUTHERFORD BOROUGH—BERGEN COUNTY

Population Census, 1950—7,438

Land Area 3.7 sq. mi.

Net Valuation Taxable \$10,552,252

EXPENDITURES AND REQUIRED PAYMENTS FOR 1952

| | |
|---|---------------------|
| General Government | |
| Administrative and executive | \$48,183.84 |
| Assessment and collection of taxes | 11,540.00 |
| Finance Department | 2,100.00 |
| Protection to Persons & Property | |
| Fire | 23,245.00 |
| Police | 100,130.16 |
| Other | |
| Streets and Roads | |
| Repairs and maintenance | 36,575.00 |
| Street lighting | 15,600.00 |
| Sanitation | |
| Street cleaning | 8,400.00 |
| Garbage and ash removal | 20,500.00 |
| Sewers | 29,100.00 |
| Health and Charities | |
| Health service | 7,400.00 |
| Poor (including relief) | 3,092.00 |
| Hospitals (aid and maintenance) | |
| Other | |
| Recreation | |
| Benches and boardwalks | |
| Parks and playgrounds | |
| Other | 11,230.00 |
| Educational | |
| (Exclusive of school districts) .. | 10,820.00 |
| Unclassified Purposes | |
| (Including contingent) | 14,184.00 |
| SUB-TOTAL—Municipal functions.. | \$342,100.00 |

| | |
|--|----------------|
| Per Capita—Municipal functions .. | \$45.99 |
| Capital imp'ts and capital imp't fund .. | \$5,000.00 |
| Debt Service | |
| Principal payments .. | \$36,000.00 |
| Interest payments .. | 8,266.25 |

| | |
|--------------------|------------------|
| Total | 44,266.25 |
|--------------------|------------------|

| | |
|--------------------------------------|---------------|
| Per Capita Debt Service | \$5.95 |
|--------------------------------------|---------------|

| | |
|--|------------------|
| Deferred Charges and Statutory Expenditures | |
| Emergencies | \$14,600.00 |
| Other deferred chgs. | 18,179.12 |
| Total | 32,779.12 |

| | |
|--|---------------------|
| TOTAL—Municipal expenditures .. | \$424,145.37 |
|--|---------------------|

| | |
|---|-------------------|
| Required Payments for Local School, County, and Special District Taxes | 389,500.32 |
|---|-------------------|

| | |
|---|---------------------|
| TOTAL EXPENDITURES AND REQUIRED PAYMENTS | \$813,645.69 |
|---|---------------------|

| | |
|-------------------------------------|-------------|
| Reserve for uncollected taxes | \$52,568.92 |
|-------------------------------------|-------------|

| | |
|---------------------------------|---------------------|
| GRAND TOTAL—Budget | \$866,214.61 |
|---------------------------------|---------------------|

RECEIPTS AND REVENUES REALIZED IN 1952 TO MEET EXPENDITURES AND REQUIRED PAYMENTS

| | |
|------------------------------------|-------------|
| Surplus revenue appropriated .. | \$72,000.00 |
| Miscellaneous revenues realized .. | 113,715.46 |
| State aid revenues realized | 7,663.65 |
| Delinquent taxes including | |
| liens—1952 collections | 36,481.93 |
| Current taxes—1952 collections .. | 600,855.83 |
| Emergency borrowings | |

| | |
|---|---------------------|
| TOTAL RECEIPTS AND REVENUES REALIZED | \$830,716.57 |
|---|---------------------|

CAPITAL OUTLAY—1952

| | |
|----------------------------------|------------|
| Beaches and boardwalks | |
| Buildings and equipment | \$1,628.38 |
| Parks and playgrounds | |
| Sewers | 279.61 |
| Streets, roads and bridges | |
| Water supply | |
| Other | |

| | |
|-----------------------------|---------------|
| Tax rate | \$6.19 |
| Local school tax rate | 2.88 |
| County tax rate | 0.81 |
| Local purpose tax rate | 2.50 |

TAXES

| | | |
|------------------------------|--------------|--|
| Local school tax ... | \$303,640.87 | |
| County taxes | 85,859.45 | |
| Special district taxes | | |

| | |
|--|---------------------|
| Local purpose levy | \$389,500.32 |
| | 263,270.63 |
| Total tax levy (tax duplicate) .. | \$652,770.95 |

| | |
|--|----------------|
| Per Capita Total Tax Levy | \$87.76 |
|--|----------------|

| | |
|--|--------------|
| Current | |
| 1952 taxes levied (total) | \$672,236.83 |
| Collected in 1952 | 600,855.83 |
| Per cent of levy collected in 1952 ... | 89.38 |
| Transferred to liens | 6,258.05 |
| Cancelled, abated or adjusted | 4,045.16 |
| Outstanding December 31, 1952 .. | \$61,077.79 |

| | |
|------------------------------------|-------------|
| All Prior Years Outstanding | |
| Balance January 1, 1952 | \$28,132.15 |
| Collected in 1952 | 26,721.63 |
| Balance December 31, 1952 | \$19.60 |

| | |
|------------------------------------|--------------|
| Tax Title Liens Outstanding | |
| Balance January 1, 1952 | \$184,591.75 |
| Redeemed by cash | 9,760.30 |
| Balance December 31, 1952 | \$178,513.88 |

| | |
|---|-------------|
| Property Acquired by Deed or Foreclosure | |
| Balance January 1, 1952 | \$40,175.00 |
| Sale for cash | 20,386.00 |
| Balance December 31, 1952 | \$77,865.00 |

CAPITAL DEBT, DECEMBER 31, 1952

| | |
|--------------------------|--------------|
| Gross Debt | |
| School debt | \$286,000.00 |
| Self-liquidating debt .. | |
| Other capital debt .. | 345,152.00 |

| | |
|------------------------------------|---------------------|
| TOTAL GROSS DEBT | \$631,152.00 |
| Per Capita Gross Debt | \$84.86 |

| | |
|--------------------------|--------------|
| Deductions for | |
| School debt | \$286,000.00 |
| Self-liquidating debt .. | |
| Other capital debt .. | |

| | |
|-------------------------------|---------------------|
| TOTAL DEDUCTIONS | 286,000.00 |
| NET DEBT | \$345,152.00 |

| | |
|------------------------------------|----------------|
| Average Assessed Valuations | |
| Real Property 1950-1951-1952 .. | \$8,256,214.00 |
| Per Cent of Net Debt | 4.18 |

CURRENT FINANCES DECEMBER 31, 1952

| | |
|-------------------------------------|--------------|
| Cash | \$152,107.21 |
| Taxes receivable | 61,097.39 |
| Tax title liens | 178,513.88 |
| Foreclosed property | 77,865.00 |
| Accounts receivable | 110.87 |
| State road aid receivable | 2,101.64 |
| Emergencies and deferred charges .. | 6,600.00 |

| | |
|---------------------------|---------------------|
| TOTAL ASSETS | \$478,395.99 |
|---------------------------|---------------------|

| | |
|------------------------|-------------|
| Cash liabilities | \$23,197.42 |
| Reserves | 317,587.14 |
| Surplus revenue | 137,611.43 |

| | |
|--|---------------------|
| TOTAL LIABILITIES AND SURPLUS | \$478,395.99 |
|--|---------------------|

EAST WINDSOR TOWNSHIP—MERCER COUNTY

Population Census, 1950—1,284 Land Area 15.6 sq. mi. Net Valuation Taxable \$1,834,311

EXPENDITURES AND REQUIRED PAYMENTS FOR 1952

| | |
|---|--------------------|
| General Government | |
| Administrative and executive | \$4,729.00 |
| Assessment and collection of taxes | 1,731.88 |
| Finance Department | |
| Protection to Persons & Property | |
| Fire | 3,000.00 |
| Police | |
| Other | |
| Streets and Roads | |
| Repairs and maintenance | 16,808.52 |
| Street lighting | |
| Sanitation | |
| Street cleaning | |
| Garbage and ash removal | |
| Sewers | |
| Health and Charities | |
| Health service | |
| Poor (including relief) | 800.00 |
| Hospitals (aid and maintenance) | |
| Other | |
| Recreation | |
| Beaches and boardwalks | |
| Parks and playgrounds | |
| Other | |
| Educational | |
| (Exclusive of school districts) .. | |
| Unclassified Purposes | |
| (Including contingent) | |
| SUB-TOTAL—Municipal functions.. | \$27,069.40 |

| | |
|---|----------------|
| Per Capita—Municipal functions | \$21.08 |
| Capital imp'ts and capital imp't fund | \$1,500.00 |
| Debt Service | |
| Principal payments | |
| Interest payments | |

| | |
|--|--|
| Total | |
| Per Capita Debt Service | |
| Deferred Charges and Statutory Expenditures | |
| Emergencies | |
| Other deferred chgs. | |
| Total | |

| | |
|---|--------------------|
| TOTAL—Municipal expenditures .. | \$28,569.40 |
| Required Payments for Local School, County, and Special District Taxes | 88,550.48 |

| | |
|---|---------------------|
| TOTAL EXPENDITURES AND REQUIRED PAYMENTS | \$117,119.88 |
| Reserve for uncollected taxes | \$6,511.97 |
| GRAND TOTAL—Budget | \$123,631.85 |

| | |
|--|---------------------|
| RECEIPTS AND REVENUES REALIZED IN 1952 TO MEET EXPENDITURES AND REQUIRED PAYMENTS | |
| Surplus revenue appropriated .. | \$18,511.97 |
| Miscellaneous revenues realized. | 19,082.36 |
| State aid revenues realized | 5,738.00 |
| Delinquent taxes including | |
| liens—1952 collections | 4,347.61 |
| Current taxes—1952 collections.. | 85,531.87 |
| Emergency borrowings | |
| TOTAL RECEIPTS AND REVENUES REALIZED | \$133,211.81 |

CAPITAL OUTLAY—1952

| | |
|----------------------------------|--|
| Beaches and boardwalks | |
| Buildings and equipment | |
| Parks and playgrounds | |
| Sewers | |
| Streets, roads and bridges | |
| Water supply | |
| Other | |

| | |
|-------------------------------|---------------|
| Tax rate | \$4.83 |
| Local school tax rate | 3.67 |
| County tax rate | 1.16 |
| Local, purpose tax rate | |

TAXES

| | |
|--|--------------------|
| Local school tax ... | \$67,409.64 |
| County taxes | 21,140.84 |
| Special district taxes | |
| Local purpose levy | \$88,550.48 |
| Total tax levy (tax duplicate) .. | \$88,550.48 |
| Per Capita Total Tax Levy | |
| | \$68.96 |
| Current | |
| 1952 taxes levied (total) | \$89,075.46 |
| Collected in 1952 | 85,531.87 |
| Per cent of levy col-lected in 1952 ... | 96.02 |
| Transferred to liens | |
| Cancelled, abated or adjusted ... | 107.43 |
| Outstanding December 31, 1952 .. | \$3,436.16 |

| | |
|------------------------------------|------------|
| All Prior Years Outstanding | |
| Balance January 1, 1952 | \$4,420.67 |
| Collected in 1952 | 4,347.61 |
| Balance December 31, 1952 | |

| | |
|------------------------------------|--|
| Tax Title Liens Outstanding | |
| Balance January 1, 1952 | |
| Redeemed by cash | |
| Balance December 31, 1952 | |

| | |
|---|--|
| Property Acquired by Deed or Foreclosure | |
| Balance January 1, 1952 | |
| Sale for cash | |
| Balance December 31, 1952 | |

CAPITAL DEBT, DECEMBER 31, 1952

| | |
|------------------------------------|--------------------|
| Gross Debt | |
| School debt | \$88,567.00 |
| Self-liquidating debt. | |
| Other capital debt .. | |
| TOTAL GROSS DEBT | \$88,567.00 |
| Per Capita Gross Debt | \$68.98 |

| | |
|-------------------------------|------------------|
| Deductions for | |
| School debt | \$88,567.00 |
| Self-liquidating debt. | |
| Other capital debt .. | |
| TOTAL DEDUCTIONS | 88,567.00 |
| NET DEBT | |

| | |
|------------------------------------|----------------|
| Average Assessed Valuations | |
| Real Property 1950-1951-1952.. | \$1,524,041.00 |
| Per Cent of Net Debt | |

| | |
|--|--------------------|
| CURRENT FINANCES DECEMBER 31, 1952 | |
| Cash | \$24,209.38 |
| Taxes receivable | 3,436.16 |
| Tax title liens | |
| Foreclosed property | |
| Accounts receivable | |
| State road aid receivable | |
| Emergencies and deferred charges .. | |
| TOTAL ASSETS | \$27,645.54 |
| Cash liabilities | \$1,000.00 |
| Reserves | 3,436.16 |
| Surplus revenue | 23,209.38 |
| TOTAL LIABILITIES AND SURPLUS | \$27,645.54 |

EATONTOWN BOROUGH—MONMOUTH COUNTY

Population Census, 1950—3,044

Land Area 5.9 sq. mi.

Net Valuation Taxable \$2,084,585

EXPENDITURES AND REQUIRED PAYMENTS FOR 1952

| | |
|---|--------------------|
| General Government | |
| Administrative and executive | \$16,339.43 |
| Assessment and collection of taxes | 4,651.48 |
| Finance Department | |
| Protection to Persons & Property | |
| Fire | 6,857.02 |
| Police | 19,237.77 |
| Other | |
| Streets and Roads | |
| Repairs and maintenance | 14,192.47 |
| Street lighting | 6,022.67 |
| Sanitation | |
| Street cleaning | |
| Garbage and ash removal | 5,292.51 |
| Sewers | |
| Health and Charities | |
| Health service | 1,593.09 |
| Poor (including relief) | 570.00 |
| Hospitals (aid and maintenance) | |
| Other | |
| Recreation | |
| Benches and boardwalks | |
| Parks and playgrounds | 3,052.34 |
| Other | |
| Educational | |
| (Exclusive of school districts) .. | 350.00 |
| Unclassified Purposes | |
| (Including contingent) | 306.00 |
| SUB-TOTAL—Municipal functions.. | \$78,464.78 |

| | |
|---|----------------|
| Per Capita—Municipal functions | \$25.78 |
| Capital imp'ts and capital imp't fund | \$9,950.00 |
| Debt Service | |
| Principal payments .. | |
| Interest payments .. | \$251.76 |
| Total | 251.76 |

| | |
|--|-----------------|
| Per Capita Debt Service | \$0.08 |
| Deferred Charges and Statutory Expenditures | |
| Emergencies | |
| Other deferred chgs. .. | \$2,911.98 |
| Total | 2,911.98 |

| | |
|---|--------------------|
| TOTAL—Municipal expenditures .. | \$91,578.52 |
| Required Payments for Local School, County, and Special District Taxes | 126,266.54 |

| | |
|---|---------------------|
| TOTAL EXPENDITURES AND REQUIRED PAYMENTS | \$217,845.06 |
| Reserve for uncollected taxes | \$26,689.13 |
| GRAND TOTAL—Budget | \$244,534.19 |

RECEIPTS AND REVENUES REALIZED IN 1952 TO MEET EXPENDITURES AND REQUIRED PAYMENTS

| | |
|---|---------------------|
| Surplus revenue appropriated .. | \$22,000.00 |
| Miscellaneous revenues realized. | 45,069.83 |
| State aid revenues realized | 8,803.75 |
| Delinquent taxes including | |
| liens—1952 collections | 21,310.82 |
| Current taxes—1952 collections.. | 135,967.29 |
| Emergency borrowings | |
| TOTAL RECEIPTS AND REVENUES REALIZED | \$233,151.69 |

CAPITAL OUTLAY—1952

| | |
|----------------------------------|-------|
| Reaches and boardwalks | |
| Buildings and equipment | |
| Parks and playgrounds | |
| Sewers | |
| Streets, roads and bridges | |
| Water supply | |
| Other | |

| | |
|------------------------------|---------------|
| Tax rate | \$7.65 |
| Local school tax rate | 4.48 |
| County tax rate | 1.57 |
| Local purpose tax rate | 1.60 |

TAXES

| | | |
|--|-------------------|--|
| Local school tax ... | \$93,469.22 | |
| County taxes | 32,797.32 | |
| Special district taxes | | |
| Local purpose levy | 126,266.54 | |
| Total tax levy (tax duplicate) .. | 160,067.65 | |

| | |
|--|----------------|
| Per Capita Total Tax Levy | \$52.58 |
|--|----------------|

| | |
|---------------------------------------|--------------|
| Current | |
| 1952 taxes levied (total) | \$159,112.85 |
| Collected in 1952 | 135,967.29 |
| Per cent of levy collected in 1952 .. | 85.45 |
| Transferred to liens | 1,530.10 |
| Cancelled, abated or adjusted .. | 905.54 |
| Outstanding December 31, 1952 .. | \$20,709.92 |

| | |
|------------------------------------|-------------|
| All Prior Years Outstanding | |
| Balance January 1, 1952 | \$24,897.34 |
| Collected in 1952 | 20,311.55 |
| Balance December 31, 1952 | \$4,124.71 |

| | |
|------------------------------------|-------------|
| Tax Title Liens Outstanding | |
| Balance January 1, 1952 | \$41,697.15 |
| Redeemed by cash | 999.27 |
| Balance December 31, 1952 | \$39,507.66 |

| | |
|---|------------|
| Property Acquired by Deed or Foreclosure | |
| Balance January 1, 1952 | \$3,925.00 |
| Sale for cash | 600.00 |
| Balance December 31, 1952 | \$3,300.00 |

CAPITAL DEBT, DECEMBER 31, 1952

| | |
|------------------------------------|---------------------|
| Gross Debt | |
| School debt | \$262,000.00 |
| Self-liquidating debt .. | |
| Other capital debt .. | 14,250.00 |
| TOTAL GROSS DEBT | \$276,250.00 |
| Per Capita Gross Debt | \$90.75 |

| | |
|-------------------------------|---------------------|
| Deductions for | |
| School debt | \$107,240.00 |
| Self-liquidating debt .. | |
| Other capital debt .. | |
| TOTAL DEDUCTIONS | 107,240.00 |
| NET DEBT | \$169,010.00 |

| | |
|------------------------------------|----------------|
| Average Assessed Valuations | |
| Real Property 1950-1951-1952.. | \$1,787,332.00 |
| Per Cent of Net Debt | 9.45 |

CURRENT FINANCES DECEMBER 31, 1952

| | |
|--|---------------------|
| Cash | \$65,336.32 |
| Taxes receivable | 24,834.63 |
| Tax title liens | 39,507.66 |
| Foreclosed property | 3,300.00 |
| Accounts receivable | 580.88 |
| State road aid receivable | 24,109.61 |
| Emergencies and deferred charges .. | 1,000.00 |
| TOTAL ASSETS | \$158,669.10 |
| Cash liabilities | \$29,359.93 |
| Reserves | 68,223.17 |
| Surplus revenue | 61,086.00 |
| TOTAL LIABILITIES AND SURPLUS | \$158,669.10 |

EDGEWATER BOROUGH—BERGEN COUNTY

Population Census, 1950—3,952

Land Area 0.7 sq. mi.

Net Valuation Taxable \$23,586,737

| | |
|--|-----------------------|
| EXPENDITURES AND REQUIRED PAYMENTS FOR 1952 | |
| General Government | |
| Administrative and executive | \$61,641.68 |
| Assessment and collection of taxes | 12,596.78 |
| Finance Department | |
| Protection to Persons & Property | |
| Fire | 178,571.54 |
| Police | 132,188.71 |
| Other | |
| Streets and Roads | |
| Repairs and maintenance | 80,976.64 |
| Street lighting | 10,183.29 |
| Sanitation | |
| Street cleaning | |
| Garbage and ash removal | 18,322.28 |
| Sewers | 7,992.80 |
| Health and Charities | |
| Health service | 8,368.90 |
| Poor (including relief) | 27,141.25 |
| Hospitals (aid and maintenance) | 1,900.00 |
| Other | 850.00 |
| Recreation | |
| Beaches and boardwalks | |
| Parks and playgrounds | 1,210.62 |
| Other | 8,395.41 |
| Educational | |
| (Exclusive of school districts) .. | 15,125.00 |
| Unclassified Purposes | |
| (Including contingent) | 2,477.31 |
| SUB-TOTAL—Municipal functions.. | \$567,942.21 |
| Per Capita—Municipal functions | |
| Capital imp'ts and capital imp't fund | \$143.71 |
| Capital imp'ts and capital imp't fund | \$6,000.00 |
| Debt Service | |
| Principal payments .. | \$34,400.00 |
| Interest payments .. | 16,460.53 |
| Total | 50,860.53 |
| Per Capita Debt | |
| Service | \$12.87 |
| Deferred Charges and Statutory Expenditures | |
| Emergencies | |
| Other deferred chgs. .. | \$17,665.25 |
| Total | 17,665.25 |
| TOTAL—Municipal expenditures .. | \$642,467.99 |
| Required Payments for Local School, County, and Special District Taxes | |
| | 403,005.45 |
| TOTAL EXPENDITURES AND REQUIRED PAYMENTS | \$1,045,473.44 |
| Reserve for uncollected taxes | \$65,000.00 |
| GRAND TOTAL—Budget | \$1,110,473.44 |
| RECEIPTS AND REVENUES REALIZED IN 1952 TO MEET EXPENDITURES AND REQUIRED PAYMENTS | |
| Surplus revenue appropriated .. | \$174,300.00 |
| Miscellaneous revenues realized .. | 40,344.69 |
| State aid revenues realized | 3,995.64 |
| Delinquent taxes including | |
| liens—1952 collections | 6,808.75 |
| current taxes—1952 collections .. | 919,757.49 |
| Emergency borrowings | |
| TOTAL RECEIPTS AND REVENUES REALIZED | \$1,145,206.57 |

CAPITAL OUTLAY—1952

| | |
|----------------------------------|--------------|
| Beaches and boardwalks | |
| Buildings and equipment | |
| Parks and playgrounds | |
| Sewers | \$343,948.04 |
| Streets, roads and bridges | 248.40 |
| Water supply | |
| Other | |

| | |
|------------------------------|---------------|
| Tax rate | \$3.95 |
| Local school tax rate | 0.89 |
| County tax rate | 0.81 |
| Local purpose tax rate | 2.25 |

TAXES

| | | |
|-----------------------------------|-----------------|-------------------|
| Local school tax ... | \$210,859.20 | |
| County taxes | 192,146.25 | |
| Special district taxes | | |
| Local purpose levy | | \$403,005.45 |
| Total tax levy (tax duplicate) .. | | <u>528,230.85</u> |
| Per Capita Total Tax Levy | \$235.64 | |

| | |
|--|--------------------|
| Current | |
| 1952 taxes levied (total) | \$938,854.91 |
| Collected in 1952 | 919,757.49 |
| Per cent of levy collected in 1952 ... | 97.96 |
| Transferred to liens | 1,591.82 |
| Cancelled, abated or adjusted .. | 592.50 |
| Outstanding December 31, 1952 .. | <u>\$16,913.10</u> |

| | |
|------------------------------------|-------------------|
| All Prior Years Outstanding | |
| Balance January 1, 1952 | \$11,698.91 |
| Collected in 1952 | 6,244.76 |
| Balance December 31, 1952 | <u>\$5,254.07</u> |

| | |
|------------------------------------|--------------------|
| Tax Title Liens Outstanding | |
| Balance January 1, 1952 | \$26,555.99 |
| Redeemed by cash | 563.99 |
| Balance December 31, 1952 | <u>\$20,428.95</u> |

| | |
|---|--------------------|
| Property Acquired by Deed or Foreclosure | |
| Balance January 1, 1952 | \$76,360.00 |
| Sale for cash | |
| Balance December 31, 1952 | <u>\$80,900.00</u> |

CAPITAL DEBT, DECEMBER 31, 1952

| | |
|------------------------------------|-----------------------|
| Gross Debt | |
| School debt | |
| Self-liquidating debt | |
| Other capital debt .. | \$2,006,000.00 |
| TOTAL GROSS DEBT | \$2,006,000.00 |
| Per Capita Gross Debt | \$507.59 |

| | |
|-------------------------------|--------------|
| Deductions for | |
| School debt | |
| Self-liquidating debt | |
| Other capital debt .. | |
| TOTAL DEDUCTIONS | |

NET DEBT

| | |
|------------------------------------|-----------------------|
| NET DEBT | \$2,006,000.00 |
| Average Assessed Valuations | |
| Real Property 1950-1951-1952 .. | \$18,834,782.00 |
| Per Cent of Net Debt | 10.65 |

CURRENT FINANCES DECEMBER 31, 1952

| | |
|-------------------------------------|---------------------|
| Cash | \$501,895.68 |
| Taxes receivable | 22,167.17 |
| Tax title liens | 20,428.95 |
| Foreclosed property | 80,900.00 |
| Accounts receivable | 248.40 |
| State road aid receivable | |
| Emergencies and deferred charges .. | 54.18 |
| TOTAL ASSETS | \$625,694.38 |

| | |
|--|---------------------|
| Cash liabilities | |
| Reserves | 123,744.52 |
| Surplus revenue | 308,600.91 |
| TOTAL LIABILITIES AND SURPLUS | \$625,694.38 |

EDGEWATER PARK TOWNSHIP—BURLINGTON COUNTY

Population Census, 1950—1,279

Land Area 2.86 sq. mi.

Net Valuation Taxable \$1,041,354

EXPENDITURES AND REQUIRED PAYMENTS FOR 1952

| | |
|---|--------------------|
| General Government | |
| Administration and executive | \$5,367.92 |
| Assessment and collection of taxes | 1,962.08 |
| Finance Department | 600.00 |
| Protection to Persons & Property | |
| Fire | 1,500.00 |
| Police | 1,900.00 |
| Other | |
| Streets and Roads | |
| Repairs and maintenance | 5,875.00 |
| Street lighting | 2,650.00 |
| Sanitation | |
| Street cleaning | |
| Garbage and ash removal | 1,900.00 |
| Sewers | |
| Health and Charities | |
| Health service | 625.00 |
| Poor (including relief) | 400.00 |
| Hospitals (aid and maintenance) | |
| Other | |
| Recreation | |
| Benches and boardwalks | |
| Parks and playgrounds | 225.00 |
| Other | |
| Educational | |
| (Exclusive of school districts) .. | 50.00 |
| Unclassified Purposes | |
| (Including contingent) | 150.00 |
| SUB-TOTAL—Municipal functions.. | \$23,205.00 |

| | |
|--|-----------------|
| Per Capita—Municipal functions | \$18.14 |
| Capital imp'ts and capital imp't fund | \$1.69 |
| Debt Service | |
| Principal payments | |
| Interest payments | |
| Total | |
| Per Capita Debt Service | |
| Deferred Charges and Statutory Expenditures | |
| Emergencies | \$250.00 |
| Other deferred chgs. | 5,005.50 |
| Total | 5,255.50 |

TOTAL—Municipal expenditures ... \$28,462.19

Required Payments for Local School, County, and Special District Taxes 60,049.82

TOTAL EXPENDITURES AND REQUIRED PAYMENTS **\$88,512.01**

Reserve for uncollected taxes

GRAND TOTAL—Budget **\$95,000.89**

RECEIPTS AND REVENUES REALIZED IN 1952 TO MEET EXPENDITURES AND REQUIRED PAYMENTS

| | |
|---|--------------------|
| Surplus revenue appropriated | \$7,816.07 |
| Miscellaneous revenues realized | 23,760.53 |
| State aid revenues realized | 1,560.00 |
| Delinquent taxes including | |
| liens—1952 collections | 4,071.70 |
| current taxes—1952 collections .. | 56,003.22 |
| Emergency borrowings | |
| TOTAL RECEIPTS AND REVENUES REALIZED | \$93,211.52 |

CAPITAL OUTLAY—1952

| | |
|----------------------------------|-------|
| Benches and boardwalks | |
| Buildings and equipment | |
| Parks and playgrounds | |
| Sewers | |
| Streets, roads and bridges | |
| Water supply | |
| Other | |

| | |
|------------------------------|---------------|
| Tax rate | \$5.74 |
| Local school tax rate | 3.48 |
| County tax rate | 2.26 |
| Local purpose tax rate | ... |

TAXES

| | | |
|--|--------------|--------------------|
| Local school tax ... | \$36,142.19 | |
| County taxes | 23,557.63 | |
| Special district taxes | 350.00 | |
| Local purpose levy | | \$60,049.82 |
| Total tax levy (tax duplicate) .. | | \$60,049.82 |

Per Capita Total Tax Levy **\$46.95**

| | |
|--|-------------------|
| Current | |
| 1952 taxes levied (total) | \$60,283.54 |
| Collected in 1952 | 56,003.22 |
| Per cent of levy collected in 1952 ... | 92.89 |
| Transferred to liens | 28.13 |
| Cancelled, abated or adjusted ... | 14.53 |
| Outstanding December 31, 1952 .. | \$4,237.66 |

| | |
|------------------------------------|------------|
| All Prior Years Outstanding | |
| Balance January 1, 1952 | \$4,094.61 |
| Collected in 1952 | 4,071.70 |
| Balance December 31, 1952 | |

| | |
|------------------------------------|-----------------|
| Tax Title Liens Outstanding | |
| Balance January 1, 1952 | \$599.08 |
| Redeemed by cash | |
| Balance December 31, 1952 | \$627.21 |

| | |
|---|-------|
| Property Acquired by Deed or Foreclosure | |
| Balance January 1, 1952 | |
| Sale for cash | |
| Balance December 31, 1952 | |

CAPITAL DEBT, DECEMBER 31, 1952

| | |
|-----------------------------|-------|
| Gross Debt | |
| School debt | |
| Self-liquidating debt | |
| Other capital debt .. | |

TOTAL GROSS DEBT **.....**
Per Capita Gross Debt **.....**

| | |
|-----------------------------|-------|
| Deductions for | |
| School debt | |
| Self-liquidating debt | |
| Other capital debt .. | |

TOTAL DEDUCTIONS **.....**

NET DEBT **.....**

Average Assessed Valuations
Real Property 1950-1951-1952.. **\$841,391.00**
Per Cent of Net Debt **.....**

CURRENT FINANCES DECEMBER 31, 1952

| | |
|-------------------------------------|-------------|
| Cash | \$44,307.62 |
| Taxes receivable | 4,237.66 |
| Tax title liens | 627.21 |
| Foreclosed property | |
| Accounts receivable | |
| State road aid receivable | 2,430.44 |
| Emergencies and deferred charges .. | |

TOTAL ASSETS **\$51,602.93**

| | |
|------------------------|-------------|
| Cash liabilities | \$17,323.52 |
| Reserves | 4,864.87 |
| Surplus revenue | 29,414.54 |

TOTAL LIABILITIES AND SURPLUS **\$51,602.93**

EGG HARBOR CITY—ATLANTIC COUNTY

Population Census, 1950—3,838

Land Area 11.09 sq. mi.

Net Valuation Taxable \$1,662,248

| | |
|--|---------------------|
| EXPENDITURES AND REQUIRED PAYMENTS FOR 1952 | |
| General Government | |
| Administrative and executive | \$20,597.00 |
| Assessment and collection of taxes | 10,520.50 |
| Finance Department | 350.00 |
| Protection to Persons & Property | |
| Fire | 8,345.00 |
| Police | 11,904.50 |
| Other | |
| Streets and Roads | |
| Repairs and maintenance | 19,465.00 |
| Street lighting | 8,500.00 |
| Sanitation | |
| Street cleaning | |
| Garbage and ash removal | 2,750.00 |
| Sewers | |
| Health and Charities | |
| Health service | 1,545.00 |
| Poor (including relief) | 3,200.00 |
| Hospitals (aid and maintenance) | |
| Other | |
| Recreation | |
| Beaches and boardwalks | |
| Parks and playgrounds | 2,760.00 |
| Other | 300.00 |
| Educational (Exclusive of school districts) .. | |
| | 300.00 |
| Unclassified Purposes (Including contingent) | |
| | 1,925.00 |
| SUB-TOTAL—Municipal functions.. | \$92,462.00 |
| Per Capita—Municipal functions | |
| | \$24.09 |
| Capital imp'ts and capital imp't fund | \$18,100.00 |
| Debt Service | |
| Principal payments .. | \$17,000.00 |
| Interest payments .. | 10,227.50 |
| Total | *27,227.50 |
| Per Capita Debt Service | |
| | \$7.09 |
| Deferred Charges and Statutory Expenditures | |
| Emergencies | \$2,353.75 |
| Other deferred chgs. | 848.00 |
| Total | 3,201.75 |
| TOTAL—Municipal expenditures .. | \$140,991.25 |
| Required Payments for Local School, County, and Special District Taxes | |
| | 108,382.23 |
| TOTAL EXPENDITURES AND REQUIRED PAYMENTS | \$249,373.48 |
| Reserve for uncollected taxes | \$25,864.25 |
| GRAND TOTAL—Budget | \$275,237.73 |
| RECEIPTS AND REVENUES REALIZED IN 1952 TO MEET EXPENDITURES AND REQUIRED PAYMENTS | |
| Surplus revenue appropriated .. | \$18,000.00 |
| Miscellaneous revenues realized .. | 46,390.68 |
| State aid revenues realized | 9,538.00 |
| Delinquent taxes including | |
| liens—1952 collections | 15,385.94 |
| Current taxes—1952 collections.. | 192,783.64 |
| Emergency borrowings | |
| TOTAL RECEIPTS AND REVENUES REALIZED | \$282,098.26 |

CAPITAL OUTLAY—1952

| | |
|----------------------------------|------------|
| Beaches and boardwalks | |
| Buildings and equipment | |
| Parks and playgrounds | |
| Sewers | \$8,827.86 |
| Streets, roads and bridges | |
| Water supply | |
| Other | |

* Includes \$2,960 Art. VI School Debt Service.

| | |
|------------------------------|----------------|
| Tax rate | \$12.27 |
| Local school tax rate | 4.80 |
| County tax rate | 1.72 |
| Local purpose tax rate | 5.75 |

TAXES

| | | |
|--|----------------|---------------------|
| Local school tax ... | \$79,810.25 | |
| County taxes | 28,571.98 | |
| Special district taxes | | |
| Local purpose levy | | \$108,382.23 |
| | | 97,026.50 |
| Total tax levy (tax duplicate) .. | | \$205,408.73 |
| Per Capita Total Tax Levy | \$53.52 | |

Current

| | |
|--|--------------|
| 1952 taxes levied (total) | \$206,949.45 |
| Collected in 1952 | 192,783.64 |
| Per cent of levy collected in 1952 ... | 93.15 |
| Transferred to liens | 1,716.88 |
| Cancelled, abated or adjusted | 1,705.58 |
| Outstanding December 31, 1952 .. | \$10,743.35 |

All Prior Years Outstanding

| | |
|---------------------------------|-------------|
| Balance January 1, 1952 | \$12,739.73 |
| Collected in 1952 | 11,737.03 |
| Balance December 31, 1952 | \$636.69 |

Tax Title Liens Outstanding

| | |
|---------------------------------|--------------|
| Balance January 1, 1952 | \$200,434.00 |
| Redeemed by cash | 3,648.91 |
| Balance December 31, 1952 | \$180,549.96 |

Property Acquired by Deed or Foreclosure

| | |
|---------------------------------|-------------|
| Balance January 1, 1952 | \$28,349.00 |
| Sale for cash | 9,487.50 |
| Balance December 31, 1952 | \$28,058.00 |

CAPITAL DEBT, DECEMBER 31, 1952

| | |
|------------------------------------|---------------------|
| Gross Debt | |
| School debt | \$28,000.00 |
| Self-liquidating debt. | 330,000.00 |
| Other capital debt .. | 274,000.00 |
| TOTAL GROSS DEBT | \$632,000.00 |
| Per Capita Gross Debt | \$164.67 |

Deductions for

| | |
|-------------------------------|---------------------|
| School debt | \$28,000.00 |
| Self-liquidating debt. | 330,000.00 |
| Other capital debt .. | |
| TOTAL DEDUCTIONS | 358,000.00 |
| NET DEBT | \$274,000.00 |

Average Assessed Valuations

| | |
|--------------------------------|----------------|
| Real Property 1950-1951-1952.. | \$1,530,881.00 |
| Per Cent of Net Debt | 17.89 |

CURRENT FINANCES DECEMBER 31, 1952

| | |
|--|---------------------|
| Cash | \$114,767.58 |
| Taxes receivable | 11,380.04 |
| Tax title liens | 180,549.96 |
| Foreclosed property | 28,058.00 |
| Accounts receivable | 6,625.99 |
| State road aid receivable | |
| Emergencies and deferred charges .. | |
| TOTAL ASSETS | \$341,381.57 |
| Cash liabilities | \$16,248.44 |
| Reserves | 226,613.99 |
| Surplus revenue | 98,519.14 |
| TOTAL LIABILITIES AND SURPLUS | \$341,381.57 |

EGG HARBOR TOWNSHIP—ATLANTIC COUNTY

Population Census, 1950—4,991

Land Area 64.50 sq. mi.

Net Valuation Taxable \$1,720,731

| | |
|--|---------------------|
| EXPENDITURES AND REQUIRED PAYMENTS FOR 1952 | |
| General Government | |
| Administrative and executive | \$15,256.06 |
| Assessment and collection of taxes | 13,399.49 |
| Finance Department | 1,190.60 |
| Protection to Persons & Property | |
| Fire | 9,396.00 |
| Police | 2,806.86 |
| Other | |
| Streets and Roads | |
| Repairs and maintenance | 28,329.21 |
| Street lighting | 6,040.00 |
| Sanitation | |
| Street cleaning | |
| Garbage and ash removal | 1,221.00 |
| Sewers | |
| Health and Charities | |
| Health service | 2,280.00 |
| Poor (including relief) | 3,196.00 |
| Hospitals (aid and maintenance) | 419.00 |
| Other | |
| Recreation | |
| Beaches and boardwalks | |
| Parks and playgrounds | |
| Other | |
| Educational (Exclusive of school districts) .. | |
| | |
| Unclassified Purposes (Including contingent) | |
| | 400.00 |
| SUB-TOTAL—Municipal functions.. | \$83,934.22 |
| Per Capita—Municipal functions | |
| | \$16.82 |
| Capital imp'ts and capital imp't fund | \$7,110.39 |
| Debt Service | |
| Principal payments .. | \$8,500.00 |
| Interest payments .. | 3,160.00 |
| Total | 11,660.00 |
| Per Capita Debt Service | |
| | \$2.34 |
| Deferred Charges and Statutory Expenditures | |
| Emergencies | \$3,850.22 |
| Other deferred chgs. | 1,941.03 |
| Total | 5,791.25 |
| TOTAL—Municipal expenditures .. | \$108,495.86 |
| Required Payments for Local School, County, and Special District Taxes | |
| | 149,665.87 |
| TOTAL EXPENDITURES AND REQUIRED PAYMENTS | \$258,161.73 |
| Reserve for uncollected taxes | \$82,401.23 |
| GRAND TOTAL—Budget | \$340,562.96 |
| RECEIPTS AND REVENUES REALIZED IN 1952 TO MEET EXPENDITURES AND REQUIRED PAYMENTS | |
| Surplus revenue appropriated .. | \$7,407.02 |
| Miscellaneous revenues realized .. | 67,498.33 |
| State aid revenues realized | 13,982.30 |
| Delinquent taxes including | |
| liens—1952 collections | 29,528.31 |
| Current taxes—1952 collections .. | 159,527.47 |
| Emergency borrowings | |
| TOTAL RECEIPTS AND REVENUES REALIZED | \$277,943.43 |
| CAPITAL OUTLAY—1952 | |
| Beaches and boardwalks | |
| Buildings and equipment | |
| Parks and playgrounds | |
| Sewers | |
| Streets, roads and bridges | |
| Water supply | |
| Other | |

| | |
|---|---------------------|
| Tax rate | \$13.49 |
| Local school tax rate | 6.99 |
| County tax rate | 1.71 |
| Local purpose tax rate | 4.79 |
| TAXES | |
| Local school tax ... | \$120,320.00 |
| County taxes | 29,345.87 |
| Special district taxes | |
| Local purpose levy | \$149,665.87 |
| | 82,401.23 |
| Total tax levy (tax duplicate) .. | \$232,067.10 |
| Per Capita Total Tax Levy | |
| | \$46.50 |
| Current | |
| 1952 taxes levied (total) | \$234,962.25 |
| Collected in 1952 | 159,527.47 |
| Per cent of levy collected in 1952 ... | 67.89 |
| Transferred to liens | 30,505.83 |
| Cancelled, abated or adjusted | 7,358.65 |
| Outstanding December 31, 1952 .. | \$37,570.30 |
| All Prior Years Outstanding | |
| Balance January 1, 1952 | \$87,380.37 |
| Collected in 1952 | 21,819.76 |
| Balance December 31, 1952 | \$60,739.58 |
| Tax Title Liens Outstanding | |
| Balance January 1, 1952 | \$302,511.18 |
| Redeemed by cash | 7,708.55 |
| Balance December 31, 1952 | \$324,854.71 |
| Property Acquired by Deed or Foreclosure | |
| Balance January 1, 1952 | \$38,173.06 |
| Sale for cash | 8,933.00 |
| Balance December 31, 1952 | \$31,890.06 |
| CAPITAL DEBT, DECEMBER 31, 1952 | |
| Gross Debt | |
| School debt | \$46,000.00 |
| Self-liquidating debt | |
| Other capital debt .. | 70,500.00 |
| TOTAL GROSS DEBT | \$116,500.00 |
| Per Capita Gross Debt | |
| | \$23.34 |
| Deductions for | |
| School debt | \$46,000.00 |
| Self-liquidating debt | |
| Other capital debt .. | |
| TOTAL DEDUCTIONS | 46,000.00 |
| NET DEBT | \$70,500.00 |
| Average Assessed Valuations | |
| Real Property 1950-1951-1952 .. | \$1,509,092.00 |
| Per Cent of Net Debt | 4.67 |
| CURRENT FINANCES DECEMBER 31, 1952 | |
| Cash | \$62,552.66 |
| Taxes receivable | 98,309.88 |
| Tax title liens | 324,854.71 |
| Foreclosed property | 31,890.06 |
| Accounts receivable | 1,588.87 |
| State road aid receivable | 4,000.00 |
| Emergencies and deferred charges .. | 3,054.84 |
| TOTAL ASSETS | \$526,251.02 |
| Cash liabilities | \$19,298.04 |
| Reserves | 456,643.52 |
| Surplus revenue | 50,309.46 |
| TOTAL LIABILITIES AND SURPLUS | \$526,251.02 |

ELIZABETH CITY—UNION COUNTY

Population Census, 1950—112,817

Land Area 11.69 sq. mi.

Net Valuation Taxable \$145,041,632

EXPENDITURES AND REQUIRED PAYMENTS FOR 1952

General Government

Administrative and executive \$352,357.14
 Assessment and collection of taxes 110,272.00
 Finance Department 66,984.65

Protection to Persons & Property

Fire 1,006,985.28
 Police 1,174,318.45
 Other 150,000.00

Streets and Roads

Repairs and maintenance 365,584.92
 Street lighting 122,000.00

Sanitation

Street cleaning 243,974.97
 Garbage and ash removal 332,400.00
 Sewers 143,294.36

Health and Charities

Health service 172,445.72
 Poor (including relief) 177,264.80
 Hospitals (aid and maintenance) 110,000.00
 Other

Recreation

Beaches and boardwalks
 Parks and playgrounds 197,960.50
 Other

Educational

(Exclusive of school districts) .. 209,844.80

Unclassified Purposes

(Including contingent) 195,887.48

SUB-TOTAL—Municipal functions.. \$5,131,575.07

Per Capita—Municipal functions \$45.49

Capital imp'ts and capital imp't fund \$262,500.00

Debt Service

Principal payments . \$543,000.00
 Interest payments .. 281,878.25

Total *824,878.25

Per Capita Debt Service \$7.31

Deferred Charges and Statutory Expenditures

Emergencies \$2,700.00
 Other deferred chgs. 287,542.29

Total 290,242.29

TOTAL—Municipal expenditures .. \$6,509,195.61

Required Payments for Local School, County, and Special District Taxes 4,905,545.16

TOTAL EXPENDITURES AND REQUIRED PAYMENTS \$11,414,740.77

Reserve for uncollected taxes \$490,874.94

GRAND TOTAL—Budget \$11,905,615.71

RECEIPTS AND REVENUES REALIZED IN 1952 TO MEET EXPENDITURES AND REQUIRED PAYMENTS

Surplus revenue appropriated .. \$581,094.32
 Miscellaneous revenues realized 1,259,301.39
 State aid revenues realized 68,823.29

Delinquent taxes including

liens—1952 collections 345,202.63
 Current taxes—1952 collections.. 9,461,755.75
 Emergency borrowings

TOTAL RECEIPTS AND REVENUES REALIZED \$11,716,177.38

CAPITAL OUTLAY—1952

Beaches and boardwalks
 Buildings and equipment \$160,225.49
 Parks and playgrounds
 Sewers
 Streets, roads and bridges 151,769.00
 Water supply
 Other

Tax rate \$6.76

Local school tax rate 2.54
 County tax rate 0.84
 Local purpose tax rate 3.38

TAXES

Local school tax ... \$3,679,771.70
 County taxes 1,225,773.46
 Special district taxes

Local purpose levy \$4,905,545.16
 4,905,727.23

Total tax levy (tax duplicate) .. \$9,811,272.39

Per Capita Total Tax Levy \$86.07

Current

1952 taxes levied (total) \$9,856,654.17
 Collected in 1952 9,461,755.75
 Per cent of levy collected in 1952 ... 95.99

Transferred to liens 18,014.40
 Cancelled, abated or adjusted 11,682.96
 Outstanding December 31, 1952 .. \$365,201.06

All Prior Years Outstanding

Balance January 1, 1952 \$729,689.17
 Collected in 1952 293,338.53
 Balance December 31, 1952 \$432,880.56

Tax Title Liens Outstanding

Balance January 1, 1952 \$341,321.37
 Redeemed by cash 51,864.10
 Balance December 31, 1952 \$281,622.94

Property Acquired by Deed or Foreclosure

Balance January 1, 1952 \$334,275.00
 Sale for cash 46,925.00
 Balance December 31, 1952 \$295,736.00

CAPITAL DEBT, DECEMBER 31, 1952

Gross Debt

School debt \$4,413,000.00
 Self-liquidating debt. 2,399,000.00
 Other capital debt .. 8,116,700.00

TOTAL GROSS DEBT \$14,928,700.00

Per Capita Gross Debt \$132.33

Deductions for

School debt \$4,413,000.00
 Self-liquidating debt. 2,399,000.00
 Other capital debt .. 72,000.00

TOTAL DEDUCTIONS 6,884,000.00

NET DEBT \$8,044,700.00

Average Assessed Valuations

Real Property 1950-1951-1952 .. \$126,547,600.00
 Per Cent of Net Debt

CURRENT FINANCES DECEMBER 31, 1952

Cash \$1,254,514.51
 Taxes receivable 798,081.62
 Tax title liens 281,622.94
 Foreclosed property 295,736.00
 Accounts receivable 459.93
 State road aid receivable 45,883.20
 Emergencies and deferred charges .. 4,395.00

TOTAL ASSETS \$2,680,692.80

Cash liabilities \$688,486.74
 Reserves 1,375,900.00
 Surplus revenue 616,305.97

TOTAL LIABILITIES AND SURPLUS \$2,680,692.80

* Includes \$408,345.25 Art. VI School Debt Service.

ELK TOWNSHIP—GLOUCESTER COUNTY

Population Census, 1950—2,074

Land Area 20.19 sq. mi.

Net Valuation Taxable \$1,044,456

| | |
|--|---------------------|
| EXPENDITURES AND REQUIRED PAYMENTS FOR 1952 | |
| General Government | |
| Administrative and executive | \$2,545.00 |
| Assessment and collection of taxes | 6,775.00 |
| Finance Department | 850.00 |
| Protection to Persons & Property | |
| Fire | 1,000.00 |
| Police | 100.00 |
| Other | |
| Streets and Roads | |
| Repairs and maintenance | 5,755.56 |
| Street lighting | 2,200.00 |
| Sanitation | |
| Street cleaning | |
| Garbage and ash removal | |
| Sewers | |
| Health and Charities | |
| Health service | 350.00 |
| Poor (including relief) | 500.00 |
| Hospitals (aid and maintenance) | |
| Other | |
| Recreation | |
| Beaches and boardwalks | |
| Parks and playgrounds | |
| Other | |
| Educational | |
| (Exclusive of school districts) .. | |
| Unclassified Purposes | |
| (Including contingent) | 50.00 |
| SUB-TOTAL—Municipal functions.. | \$20,125.56 |
| Per Capita—Municipal functions | |
| Capital imp'ts and capital imp't fund | \$9.70 |
| Debt Service | |
| Principal payments .. | \$4,000.00 |
| Interest payments .. | 2,560.00 |
| Total | 6,560.00 |
| Per Capita Debt Service | \$3.16 |
| Deferred Charges and Statutory Expenditures | |
| Emergencies | |
| Other deferred chgs. .. | \$15,000.00 |
| Total | 15,000.00 |
| TOTAL—Municipal expenditures .. | \$44,207.78 |
| Required Payments for Local School, County, and Special District Taxes | |
| | 51,905.62 |
| TOTAL EXPENDITURES AND REQUIRED PAYMENTS | \$96,113.40 |
| Reserve for uncollected taxes | \$22,633.76 |
| GRAND TOTAL—Budget | \$118,747.16 |
| RECEIPTS AND REVENUES REALIZED IN 1952 TO MEET EXPENDITURES AND REQUIRED PAYMENTS | |
| Surplus revenue appropriated .. | \$10,000.00 |
| Miscellaneous revenues realized .. | 13,620.71 |
| State aid revenues realized | 5,569.00 |
| Delinquent taxes including | |
| liens—1952 collections | 15,107.65 |
| current taxes—1952 collections.. | 54,326.01 |
| Emergency borrowings | |
| TOTAL RECEIPTS AND REVENUES REALIZED | \$98,623.37 |

CAPITAL OUTLAY—1952

| | |
|----------------------------------|-------|
| Beaches and boardwalks | |
| Buildings and equipment | |
| Parks and playgrounds | |
| Sewers | |
| Streets, roads and bridges | |
| Water supply | |
| Other | |

| | |
|------------------------------|---------------|
| Tax rate | \$7.22 |
| Local school tax rate | 3.95 |
| County tax rate | 1.02 |
| Local purpose tax rate | 2.25 |

TAXES

| | | |
|--|-------------|--------------------|
| Local school tax ... | \$41,205.60 | |
| County taxes | 10,700.02 | |
| Special district taxes | | |
| Local purpose levy | | \$51,905.62 |
| | | 23,272.54 |
| Total tax levy (tax duplicate) .. | | \$75,178.16 |

| | |
|--|----------------|
| Per Capita Total Tax Levy | \$36.25 |
|--|----------------|

| | |
|---------------------------------------|--------------------|
| Current | |
| 1952 taxes levied (total) | \$75,430.63 |
| Collected in 1952 | 54,326.01 |
| Per cent of levy collected in 1952 .. | 72.02 |
| Transferred to liens | 6,716.94 |
| Cancelled, abated or adjusted .. | 718.10 |
| Outstanding December 31, 1952 .. | \$13,669.58 |

| | |
|------------------------------------|-------------------|
| All Prior Years Outstanding | |
| Balance January 1, 1952 | \$11,378.72 |
| Collected in 1952 | 8,713.79 |
| Balance December 31, 1952 | \$1,028.19 |

| | |
|------------------------------------|--------------------|
| Tax Title Liens Outstanding | |
| Balance January 1, 1952 | \$75,586.67 |
| Redeemed by cash | 6,393.86 |
| Balance December 31, 1952 | \$62,982.99 |

| | |
|---|--------------------|
| Property Acquired by Deed or Foreclosure | |
| Balance January 1, 1952 | \$35,545.00 |
| Sale for cash | 3,301.00 |
| Balance December 31, 1952 | \$43,668.00 |

CAPITAL DEBT, DECEMBER 31, 1952

| | |
|-------------------------------|--------------------|
| Gross Debt | |
| School debt | \$26,000.00 |
| Self-liquidating debt .. | |
| Other capital debt .. | 60,000.00 |
| TOTAL GROSS DEBT | \$86,000.00 |

| | |
|------------------------------------|----------------|
| Per Capita Gross Debt | \$41.47 |
|------------------------------------|----------------|

| | |
|-------------------------------|------------------|
| Deductions for | |
| School debt | \$26,000.00 |
| Self-liquidating debt .. | |
| Other capital debt .. | |
| TOTAL DEDUCTIONS | 26,000.00 |

| | |
|-----------------------|--------------------|
| NET DEBT | \$60,000.00 |
|-----------------------|--------------------|

| | |
|------------------------------------|--------------|
| Average Assessed Valuations | |
| Real Property 1950-1951-1952 .. | \$932,346.00 |
| Per Cent of Net Debt | 6.43 |

CURRENT FINANCES DECEMBER 31, 1952

| | |
|-------------------------------------|---------------------|
| Cash | \$51,450.62 |
| Taxes receivable | 14,697.77 |
| Tax title liens | 62,982.99 |
| Foreclosed property | 43,668.00 |
| Accounts receivable | 707.73 |
| State road aid receivable | |
| Emergencies and deferred charges .. | 1,500.00 |
| TOTAL ASSETS | \$175,007.11 |

| | |
|--|---------------------|
| Cash liabilities | \$19,305.81 |
| Reserves | 122,056.49 |
| Surplus revenue | 33,644.81 |
| TOTAL LIABILITIES AND SURPLUS | \$175,007.11 |

ELMER BOROUGH—SALEM COUNTY

Population Census, 1950—1,460

Land Area 0.72 sq. mi.

Net Valuation Taxable \$879,908

| | |
|--|--------------------|
| EXPENDITURES AND REQUIRED PAYMENTS FOR 1952 | |
| General Government | |
| Administrative and executive | \$6,549.87 |
| Assessment and collection of taxes | 1,150.00 |
| Finance Department | 450.00 |
| Protection to Persons & Property | |
| Fire | 2,850.00 |
| Police | 3,766.47 |
| Other | |
| Streets and Roads | |
| Repairs and maintenance | 2,500.00 |
| Street lighting | 3,263.13 |
| Sanitation | |
| Street cleaning | |
| Garbage and ash removal | 1,200.00 |
| Sewers | 1,032.23 |
| Health and Charities | |
| Health service | 300.00 |
| Poor (including relief) | 75.00 |
| Hospitals (aid and maintenance) | |
| Other | |
| Recreation | |
| Benches and boardwalks | |
| Parks and playgrounds | 451.30 |
| Other | |
| Educational | |
| (Including of school districts) .. | 150.00 |
| Unclassified Purposes | |
| (Including contingent) | 150.00 |
| SUB-TOTAL—Municipal functions.. | \$23,938.00 |

| | |
|--|-----------------|
| Per Capita—Municipal functions | \$16.40 |
| Capital imp'ts and capital imp't fund | \$2,000.00 |
| Debt Service | |
| Principal payments .. | \$4,735.11 |
| Interest payments .. | 350.00 |
| Total | 5,085.11 |
| Per Capita Debt Service | \$3.48 |
| Deferred Charges and Statutory Expenditures | |
| Emergencies | |
| Other deferred chgs. | |
| Total | |

| | |
|---|--------------------|
| TOTAL—Municipal expenditures ... | \$31,023.11 |
| Required Payments for Local School, County, and Special District Taxes | 52,046.84 |

| | |
|---|--------------------|
| TOTAL EXPENDITURES AND REQUIRED PAYMENTS | \$83,069.95 |
| Reserve for uncollected taxes | \$14,021.36 |
| GRAND TOTAL—Budget | \$97,091.31 |

| | |
|--|--------------------|
| RECEIPTS AND REVENUES REALIZED IN 1952 TO MEET EXPENDITURES AND REQUIRED PAYMENTS | |
| Surplus revenue appropriated .. | \$18,944.32 |
| Miscellaneous revenues realized .. | 7,564.44 |
| State aid revenues realized | 1,941.20 |
| Delinquent taxes including | |
| liens—1952 collections | 5,786.88 |
| Current taxes—1952 collections.. | 63,740.30 |
| Emergency borrowings | |
| TOTAL RECEIPTS AND REVENUES REALIZED | \$97,977.14 |

CAPITAL OUTLAY—1952

| | |
|----------------------------------|-------|
| Beaches and boardwalks | |
| Buildings and equipment | |
| Parks and playgrounds | |
| Sewers | |
| Streets, roads and bridges | |
| Water supply | |
| Other | |

| | |
|------------------------------|---------------|
| Tax rate | \$7.78 |
| Local school tax rate | 4.78 |
| County tax rate | 1.13 |
| Local purpose tax rate | 1.87 |

TAXES

| | | |
|--|--------------------|--------------------|
| Local school tax ... | \$42,090.39 | |
| County taxes | 9,956.45 | |
| Special district taxes | | |
| Local purpose levy | 18,723.50 | \$52,046.84 |
| Total tax levy (tax duplicate) .. | \$70,770.34 | |

Per Capita Total Tax Levy **\$48.47**

Current

| | |
|--|-------------------|
| 1952 taxes levied (total) | \$70,770.34 |
| Collected in 1952 | 63,740.30 |
| Per cent of levy collected in 1952 | 90.06 |
| Transferred to liens | 114.60 |
| Cancelled, abated or adjusted | 762.44 |
| Outstanding December 31, 1952 .. | \$6,153.00 |

All Prior Years Outstanding

| | |
|---------------------------------|-------------------|
| Balance January 1, 1952 | \$9,869.22 |
| Collected in 1952 | 5,238.52 |
| Balance December 31, 1952 | \$4,630.70 |

Tax Title Liens Outstanding

| | |
|---------------------------------|-----------------|
| Balance January 1, 1952 | \$1,027.11 |
| Redeemed by cash | 548.36 |
| Balance December 31, 1952 | \$593.35 |

Property Acquired by Deed or Foreclosure

| | |
|---------------------------------|-------|
| Balance January 1, 1952 | |
| Sale for cash | |
| Balance December 31, 1952 | |

CAPITAL DEBT, DECEMBER 31, 1952

| | |
|------------------------------------|-------------------|
| Gross Debt | |
| School debt | |
| Self-liquidating debt .. | |
| Other capital debt .. | \$3,308.00 |
| TOTAL GROSS DEBT | \$3,308.00 |
| Per Capita Gross Debt | \$2.27 |

Deductions for

| | |
|-------------------------------|-------------------|
| School debt | |
| Self-liquidating debt .. | |
| Other capital debt .. | |
| TOTAL DEDUCTIONS | |
| NET DEBT | \$3,308.00 |

Average Assessed Valuations

| | |
|--------------------------------|--------------|
| Real Property 1950-1951-1952.. | \$773,491.00 |
| Per Cent of Net Debt | 0.42 |

CURRENT FINANCES DECEMBER 31, 1952

| | |
|-------------------------------------|--------------------|
| Cash | \$31,837.99 |
| Taxes receivable | 10,783.70 |
| Tax title liens | 593.35 |
| Foreclosed property | |
| Accounts receivable | |
| State road aid receivable .. | |
| Emergencies and deferred charges .. | |
| TOTAL ASSETS | \$43,215.04 |

| | |
|------------------------|------------|
| Cash liabilities | \$1,952.32 |
| Reserves | 11,377.05 |
| Surplus revenue | 29,885.67 |

TOTAL LIABILITIES AND SURPLUS **\$43,215.04**

ELSNBORO TOWNSHIP—SALEM COUNTY

Population Census, 1950—674

Land Area 13.04 sq. mi.

Net Valuation Taxable \$572,148

EXPENDITURES AND REQUIRED PAYMENTS FOR 1952

| | |
|---|--------------------|
| General Government | |
| Administrative and executive | \$2,150.00 |
| Assessment and collection of taxes | 750.00 |
| Finance Department | 120.00 |
| Protection to Persons & Property | |
| Fire | 500.00 |
| Police | 325.00 |
| Other | |
| Streets and Roads | |
| Repairs and maintenance | 5,300.00 |
| Street lighting | 1,036.00 |
| Sanitation | |
| Street cleaning | |
| Garbage and ash removal | |
| Sewers | |
| Health and Charities | |
| Health service | 225.00 |
| Poor (including relief) | 300.00 |
| Hospitals (aid and maintenance) | 100.00 |
| Other | |
| Recreation | |
| Beaches and boardwalks | |
| Parks and playgrounds | |
| Other | |
| Educational | |
| (Exclusive of school districts) .. | |
| Unclassified Purposes | |
| (Including contingent) | 250.00 |
| SUB-TOTAL—Municipal functions.. | \$11,056.00 |

| | |
|--|----------------|
| Per Capita—Municipal functions | \$16.40 |
| Capital imp'ts and capital imp't fund | \$5,000.00 |
| Debt Service | |
| Principal payments | |
| Interest payments | |
| Total | |
| Per Capita Debt Service | |
| Deferred Charges and Statutory Expenditures | |
| Emergencies | |
| Other deferred chgs. | |
| Total | |

| | |
|---|--------------------|
| TOTAL—Municipal expenditures .. | \$16,056.00 |
| Required Payments for Local School, County, and Special District Taxes | 27,916.32 |
| TOTAL EXPENDITURES AND REQUIRED PAYMENTS | \$43,972.32 |
| Reserve for uncollected taxes | \$11,460.75 |
| GRAND TOTAL—Budget | \$55,433.07 |

| | |
|--|--------------------|
| RECEIPTS AND REVENUES REALIZED IN 1952 TO MEET EXPENDITURES AND REQUIRED PAYMENTS | |
| Surplus revenue appropriated .. | \$9,965.46 |
| Miscellaneous revenues realized .. | 4,872.14 |
| State aid revenues realized | 8,828.00 |
| Delinquent taxes including | |
| liens—1952 collections | 6,529.08 |
| current taxes—1952 collections .. | 25,062.12 |
| Emergency borrowings | |
| TOTAL RECEIPTS AND REVENUES REALIZED | \$55,256.80 |

| | |
|----------------------------------|-------|
| CAPITAL OUTLAY—1952 | |
| Beaches and boardwalks | |
| Buildings and equipment | |
| Parks and playgrounds | |
| Sewers | |
| Streets, roads and bridges | |
| Water supply | |
| Other | |

| | |
|-----------------------------|---------------|
| Tax rate | \$5.77 |
| Local school tax rate | 3.75 |
| County tax rate | 1.13 |
| Local purpose tax rate | 0.89 |

| | |
|--|--------------------|
| TAXES | |
| Local school tax ... | \$21,446.46 |
| County taxes | 6,469.86 |
| Special district taxes | |
| Local purpose levy | \$27,916.32 |
| | 5,023.29 |
| Total tax levy (tax duplicate) .. | \$32,939.61 |
| Per Capita Total Tax Levy | \$48.87 |

| | |
|--|-------------|
| Current | |
| 1952 taxes levied (total) | \$32,939.61 |
| Collected in 1952 | 25,062.12 |
| Per cent of levy collected in 1952 ... | 76.08 |
| Transferred to liens | |
| Cancelled, abated or adjusted | |
| Outstanding December 31, 1952 .. | \$7,877.49 |

| | |
|------------------------------------|-------------|
| All Prior Years Outstanding | |
| Balance January 1, 1952 | \$11,370.91 |
| Collected in 1952 | 6,529.08 |
| Balance December 31, 1952 | \$4,841.83 |

| | |
|------------------------------------|-------|
| Tax Title Liens Outstanding | |
| Balance January 1, 1952 | |
| Redeemed by cash | |
| Balance December 31, 1952 | |

| | |
|---|-------|
| Property Acquired by Deed or Foreclosure | |
| Balance January 1, 1952 | |
| Sale for cash | |
| Balance December 31, 1952 | |

CAPITAL DEBT, DECEMBER 31, 1952

| | |
|------------------------------------|--------------------|
| Gross Debt | |
| School debt | \$62,000.00 |
| Self-liquidating debt. | |
| Other capital debt .. | |
| TOTAL GROSS DEBT | \$62,000.00 |
| Per Capita Gross Debt | \$91.99 |

| | |
|-------------------------------|--------------------|
| Deductions for | |
| School debt | \$25,748.00 |
| Self-liquidating debt. | |
| Other capital debt .. | |
| TOTAL DEDUCTIONS | 25,748.00 |
| NET DEBT | \$36,252.00 |

| | |
|------------------------------------|--------------|
| Average Assessed Valuations | |
| Real Property 1950-1951-1952.. | \$429,126.00 |
| Per Cent of Net Debt | 8.44 |

CURRENT FINANCES DECEMBER 31, 1952

| | |
|-------------------------------------|--------------------|
| Cash | \$38,225.69 |
| Taxes receivable | 12,719.32 |
| Tax title liens | |
| Foreclosed property | |
| Accounts receivable | |
| State road aid receivable | 226.71 |
| Emergencies and deferred charges .. | |
| TOTAL ASSETS | \$51,171.72 |

| | |
|--|--------------------|
| Cash liabilities | \$3,478.27 |
| Reserves | 12,719.32 |
| Surplus revenue | 34,974.13 |
| TOTAL LIABILITIES AND SURPLUS | \$51,171.72 |

EMERSON BOROUGH—BERGEN COUNTY

Population Census, 1950—1,744

Land Area 2.35 sq. mi.

Net Valuation Taxable \$2,239,871

| | |
|--|---------------------|
| EXPENDITURES AND REQUIRED PAYMENTS FOR 1952 | |
| General Government | |
| Administrative and executive | \$15,480.00 |
| Assessment and collection of taxes | 6,250.00 |
| Finance Department | 800.00 |
| Protection to Persons & Property | |
| Fire | 9,425.00 |
| Police | 18,565.00 |
| Other | |
| Streets and Roads | |
| Repairs and maintenance | 17,100.00 |
| Street lighting | 5,000.00 |
| Sanitation | |
| Street cleaning | |
| Garbage and ash removal | |
| Sewers | |
| Health and Charities | |
| Health service | 3,555.00 |
| Poor (including relief) | 201.00 |
| Hospitals (aid and maintenance) | |
| Other | |
| Recreation | |
| Beaches and boardwalks | |
| Parks and playgrounds | 500.00 |
| Other | |
| Educational | |
| (Exclusive of school districts) .. | |
| Unclassified Purposes | |
| (Including contingent) | 1,124.00 |
| SUB-TOTAL—Municipal functions.. | \$78,000.00 |
| Per Capita—Municipal functions | |
| Capital imp'ts and capital imp't fund | \$44.72 |
| Debt Service | |
| Principal payments .. | \$6,000.00 |
| Interest payments .. | 399.00 |
| Total | 6,399.00 |
| Per Capita Debt Service | |
| Deferred Charges and Statutory Expenditures | \$3.07 |
| Emergencies | \$760.00 |
| Other deferred chgs. | |
| Total | 760.00 |
| TOTAL—Municipal expenditures .. | \$88,659.00 |
| Required Payments for Local School, County, and Special District Taxes | |
| | 103,886.17 |
| TOTAL EXPENDITURES AND REQUIRED PAYMENTS | \$192,545.17 |
| Reserve for uncollected taxes | \$11,666.59 |
| GRAND TOTAL—Budget | \$204,211.76 |
| RECEIPTS AND REVENUES REALIZED IN 1952 TO MEET EXPENDITURES AND REQUIRED PAYMENTS | |
| Surplus revenue appropriated .. | \$25,000.00 |
| Miscellaneous revenues realized .. | 31,863.46 |
| State aid revenues realized | 2,311.00 |
| Delinquent taxes including | |
| liens—1952 collections | 6,093.33 |
| Current taxes—1952 collections.. | 142,548.56 |
| Emergency borrowings | |
| TOTAL RECEIPTS AND REVENUES REALIZED | \$207,816.35 |

CAPITAL OUTLAY—1952

| | |
|----------------------------------|---------|
| Beaches and boardwalks | |
| Buildings and equipment | \$25.00 |
| Parks and playgrounds | |
| Sewers | |
| Streets, roads and bridges | 477.04 |
| Water supply | |
| Other | |

| | |
|------------------------------|---------------|
| Tax rate | \$6.52 |
| Local school tax rate | 3.82 |
| County tax rate | 0.82 |
| Local purpose tax rate | 1.88 |

TAXES

| | |
|--|---------------------|
| Local school tax .. | \$85,572.85 |
| County taxes | 18,313.32 |
| Special district taxes | |
| Local purpose levy | \$103,886.17 |
| | 42,004.58 |
| Total tax levy (tax duplicate) .. | \$145,890.75 |
| Per Capita Total Tax Levy | \$83.65 |

| | |
|---------------------------------------|--------------|
| Current | |
| 1952 taxes levied (total) | \$151,577.54 |
| Collected in 1952 | 142,548.56 |
| Per cent of levy collected in 1952 .. | 94.04 |
| Transferred to liens | 2,055.52 |
| Cancelled, abated or adjusted .. | 1,129.14 |
| Outstanding December 31, 1952 .. | \$5,844.32 |

| | |
|------------------------------------|------------|
| All Prior Years Outstanding | |
| Balance January 1, 1952 | \$6,662.66 |
| Collected in 1952 | 5,101.36 |
| Balance December 31, 1952 | \$1,561.30 |

| | |
|------------------------------------|-------------|
| Tax Title Liens Outstanding | |
| Balance January 1, 1952 | \$47,214.50 |
| Redeemed by cash | 991.97 |
| Balance December 31, 1952 | \$48,278.05 |

| | |
|---|------------|
| Property Acquired by Deed or Foreclosure | |
| Balance January 1, 1952 | \$9,725.00 |
| Sale for cash | 11,960.00 |
| Balance December 31, 1952 | \$4,725.00 |

CAPITAL DEBT, DECEMBER 31, 1952

| | |
|-----------------------------|--------------|
| Gross Debt | |
| School debt | \$129,000.00 |
| Self-liquidating debt | |
| Other capital debt .. | 38,330.00 |

| | |
|------------------------------------|---------------------|
| TOTAL GROSS DEBT | \$167,330.00 |
| Per Capita Gross Debt | \$95.95 |

| | |
|-----------------------------|--------------|
| Deductions for | |
| School debt | \$118,360.00 |
| Self-liquidating debt | |
| Other capital debt .. | |

| | |
|-------------------------------|--------------------|
| TOTAL DEDUCTIONS | 118,360.00 |
| NET DEBT | \$48,970.00 |

| | |
|------------------------------------|----------------|
| Average Assessed Valuations | |
| Real Property 1950-1951-1952.. | \$1,972,669.00 |
| Per Cent of Net Debt | 2.43 |

CURRENT FINANCES DECEMBER 31, 1952

| | |
|-------------------------------------|--------------|
| Cash | \$100,677.40 |
| Taxes receivable | 7,405.62 |
| Tax title liens | 48,278.05 |
| Foreclosed property | 4,725.00 |
| Accounts receivable | 40.96 |
| State road aid receivable | 1,074.94 |
| Emergencies and deferred charges .. | 1,000.00 |

| | |
|---------------------------|---------------------|
| TOTAL ASSETS | \$163,201.97 |
|---------------------------|---------------------|

| | |
|------------------------|-------------|
| Cash liabilities | \$16,379.13 |
| Reserves | 54,449.63 |
| Surplus revenue | 92,373.21 |

| | |
|--|---------------------|
| TOTAL LIABILITIES AND SURPLUS | \$163,201.97 |
|--|---------------------|

ENGLEWOOD CITY—BERGEN COUNTY

Population Census, 1950—23,145 Land Area 4.9 sq. mi. Net Valuation Taxable \$39,004,340

| | |
|---|-----------------------|
| EXPENDITURES AND REQUIRED PAYMENTS FOR 1952 | |
| General Government | |
| Administrative and executive | \$92,350.76 |
| Assessment and collection of taxes | 45,709.59 |
| Finance Department | 15,146.51 |
| Protection to Persons & Property | |
| Fire | 189,438.68 |
| Police | 242,370.13 |
| Other | 42,500.00 |
| Streets and Roads | |
| Repairs and maintenance | 119,110.00 |
| Street lighting | 35,708.46 |
| Sanitation | |
| Street cleaning | 67,391.81 |
| Garbage and ash removal | 156,904.19 |
| Sewers | |
| Health and Charities | |
| Health service | 36,470.68 |
| Poor (including relief) | 10,916.00 |
| Hospitals (aid and maintenance) .. | |
| Other | 1,420.00 |
| Recreation | |
| Beaches and boardwalks | |
| Parks and playgrounds | 74,340.00 |
| Other | 15,088.50 |
| Educational | |
| (Exclusive of school districts) .. | 41,560.00 |
| Unclassified Purposes | |
| (Including contingent) | 68,850.01 |
| SUB-TOTAL—Municipal functions.. | \$1,255,275.32 |
| Per Capita—Municipal functions | |
| | \$54.24 |
| Capital imp'ts and capital imp't fund | \$1,000.00 |
| Debt Service | |
| Principal payments .. | \$202,087.67 |
| Interest payments .. | 70,585.08 |
| Total | *272,672.75 |
| Per Capita Debt Service | |
| | \$11.78 |
| Deferred Charges and Statutory Expenditures | |
| Emergencies | \$27,750.00 |
| Other deferred chgs. | 54,618.50 |
| Total | 82,368.50 |
| TOTAL—Municipal expenditures ... | \$1,611,316.57 |
| Required Payments for Local School, County, and Special District Taxes | |
| | 1,093,161.44 |
| TOTAL EXPENDITURES AND REQUIRED PAYMENTS | \$2,704,478.01 |
| Reserve for uncollected taxes | \$267,548.57 |
| GRAND TOTAL—Budget | \$2,972,026.58 |

| | |
|--|-----------------------|
| RECEIPTS AND REVENUES REALIZED IN 1952 TO MEET EXPENDITURES AND REQUIRED PAYMENTS | |
| Surplus revenue appropriated .. | \$219,100.00 |
| Miscellaneous revenues realized. | 327,089.05 |
| State aid revenues realized | 16,294.00 |
| Delinquent taxes including | |
| Liens—1952 collections | 85,260.89 |
| Current taxes—1952 collections.. | 2,337,437.76 |
| Emergency borrowings | |
| TOTAL RECEIPTS AND REVENUES REALIZED | \$2,085,181.70 |

CAPITAL OUTLAY—1952

| | |
|----------------------------------|-------------|
| Beaches and boardwalks | |
| Buildings and equipment | \$46,974.01 |
| Parks and playgrounds | |
| Sewers | 130.46 |
| Streets, roads and bridges | 61,775.57 |
| Water supply | |
| Other | 4,250.64 |

| | |
|---|-----------------------|
| Tax rate | \$6.18 |
| Local school tax rate | 2.03 |
| County tax rate | 0.78 |
| Local purpose tax rate | 3.37 |
| TAXES | |
| Local school tax ... | \$790,815.00 |
| County taxes | 302,346.44 |
| Special district taxes | |
| Local purpose levy | \$1,093,161.44 |
| Total tax levy (tax duplicate) .. | 1,322,623.80 |
| Per Capita Total Tax Levy | \$104.38 |
| Current | |
| 1952 taxes levied (total) | \$2,438,166.00 |
| Collected in 1952 | 2,337,437.76 |
| Per cent of levy collected in 1952 ... | 95.87 |
| Transferred to liens | 593.28 |
| Cancelled, abated or adjusted | 17,454.79 |
| Outstanding December 31, 1952 .. | \$82,680.17 |
| All Prior Years Outstanding | |
| Balance January 1, 1952 | \$90,803.19 |
| Collected in 1952 | 85,020.10 |
| Balance December 31, 1952 | \$12,017.28 |
| Tax Title Liens Outstanding | |
| Balance January 1, 1952 | \$3,908.74 |
| Redeemed by cash | 240.79 |
| Balance December 31, 1952 | \$1,841.46 |
| Property Acquired by Deed or Foreclosure | |
| Balance January 1, 1952 | \$351,051.50 |
| Sale for cash | 33,496.63 |
| Balance December 31, 1952 | \$324,864.00 |

| | |
|--|-----------------------|
| CAPITAL DEBT, DECEMBER 31, 1952 | |
| Gross Debt | |
| School debt | \$1,049,000.00 |
| Self-liquidating debt. | 537,000.00 |
| Other capital debt .. | 1,116,000.00 |
| TOTAL GROSS DEBT | \$2,702,000.00 |
| Per Capita Gross Debt | \$116.74 |
| Deductions for | |
| School debt | \$1,049,000.00 |
| Self-liquidating debt. | 537,000.00 |
| Other capital debt .. | |
| TOTAL DEDUCTIONS | 1,586,000.00 |
| NET DEBT | \$1,116,000.00 |
| Average Assessed Valuations | |
| Real Property 1950-1951-1952.. | \$33,653,640.00 |
| Per Cent of Net Debt | 3.31 |

| | |
|--|-----------------------|
| CURRENT FINANCES DECEMBER 31, 1952 | |
| Cash | \$674,254.49 |
| Taxes receivable | 94,697.45 |
| Tax title liens | 1,841.46 |
| Foreclosed property | 324,864.00 |
| Accounts receivable | 1,159.98 |
| State road aid receivable | |
| Emergencies and deferred charges .. | |
| TOTAL ASSETS | \$1,096,817.38 |
| Cash liabilities | \$78,069.70 |
| Reserves | 422,562.89 |
| Surplus revenue | 596,184.79 |
| TOTAL LIABILITIES AND SURPLUS | \$1,096,817.38 |

* Includes \$135,540.84 Art. VI School Debt Service.

ENGLEWOOD CLIFFS BOROUGH—BERGEN COUNTY

Population Census, 1950—1966

Land Area 1.8 sq. mi.

Net Valuation Taxable \$2,668,388

| | |
|--|--------------------|
| EXPENDITURES AND REQUIRED PAYMENTS FOR 1952 | |
| General Government | |
| Administrative and executive | \$9,020.00 |
| Assessment and collection of taxes | 6,050.00 |
| Finance Department | 1,000.00 |
| Protection to Persons & Property | |
| Fire | 6,150.00 |
| Police | 17,460.00 |
| Other | |
| Streets and Roads | |
| Repairs and maintenance | 4,200.00 |
| Street lighting | 3,000.00 |
| Sanitation | |
| Street cleaning | |
| Garbage and ash removal | 4,850.00 |
| Sewers | 6,450.00 |
| Health and Charities | |
| Health service | 1,025.00 |
| Poor (including relief) | 200.00 |
| Hospitals (aid and maintenance) | |
| Other | |
| Recreation | |
| Beaches and boardwalks | |
| Parks and playgrounds | |
| Other | |
| Educational | |
| (Exclusive of school districts) .. | |
| Unclassified Purposes | |
| (Including contingent) | 150.00 |
| SUB-TOTAL—Municipal functions.. | \$59,555.00 |

| | |
|--|--------------------|
| Per Capita—Municipal functions | \$61.65 |
| Capital imp'ts and capital imp't fund | \$23,250.00 |
| Debt Service | |
| Principal payments | |
| Interest payments | |
| Total | |
| Per Capita Debt Service | |
| Deferred Charges and Statutory Expenditures | |
| Emergencies | |
| Other deferred chgs. | \$3,467.75 |
| Total | 3,467.75 |
| TOTAL—Municipal expenditures .. | \$86,272.75 |

| | |
|---|---------------------|
| Required Payments for Local School, County, and Special District Taxes | 63,267.79 |
| TOTAL EXPENDITURES AND REQUIRED PAYMENTS | \$149,540.54 |
| Reserve for uncollected taxes | \$26,460.10 |
| GRAND TOTAL—Budget | \$176,000.64 |

| | |
|--|---------------------|
| RECEIPTS AND REVENUES REALIZED IN 1952 TO MEET EXPENDITURES AND REQUIRED PAYMENTS | |
| Surplus revenue appropriated .. | \$39,000.00 |
| Miscellaneous revenues realized .. | 37,430.31 |
| State aid revenues realized | 1,521.00 |
| Delinquent taxes including liens—1952 collections | 19,360.33 |
| Current taxes—1952 collections.. | 102,951.19 |
| Emergency borrowings | |
| TOTAL RECEIPTS AND REVENUES REALIZED | \$200,262.83 |

| | |
|----------------------------------|----------|
| CAPITAL OUTLAY—1952 | |
| Beaches and boardwalks | |
| Buildings and equipment | \$78.36 |
| Parks and playgrounds | |
| Sewers | |
| Streets, roads and bridges | 5,911.35 |
| Water supply | |
| Other | |

| | |
|------------------------------|---------------|
| Tax rate | \$4.31 |
| Local school tax rate | 1.56 |
| County tax rate | 0.81 |
| Local purpose tax rate | 1.94 |

| | |
|--|---------------------|
| TAXES | |
| Local school tax .. | \$41,548.40 |
| County taxes | 21,719.39 |
| Special district taxes | |
| Local purpose levy | \$63,267.79 |
| Total tax levy (tax duplicate) .. | \$114,963.30 |
| Per Capita Total Tax Levy | \$119.01 |

| | |
|---------------------------------------|--------------|
| Current | |
| 1952 taxes levied (total) | \$116,607.08 |
| Collected in 1952 | 102,951.19 |
| Per cent of levy collected in 1952 .. | 88.28 |
| Transferred to liens | 5,099.22 |
| Cancelled, abated or adjusted | 77.58 |
| Outstanding December 31, 1952 .. | \$8,479.09 |

| | |
|------------------------------------|------------|
| All Prior Years Outstanding | |
| Balance January 1, 1952 | \$8,622.16 |
| Collected in 1952 | 8,441.98 |
| Balance December 31, 1952 | \$65.33 |

| | |
|------------------------------------|-------------|
| Tax Title Liens Outstanding | |
| Balance January 1, 1952 | \$69,356.21 |
| Redeemed by cash | 10,918.35 |
| Balance December 31, 1952 | \$66,359.60 |

| | |
|---|-------------|
| Property Acquired by Deed or Foreclosure | |
| Balance January 1, 1952 | \$23,960.00 |
| Sale for cash | 1,000.00 |
| Balance December 31, 1952 | \$22,320.00 |

| | |
|--|--------------------|
| CAPITAL DEBT, DECEMBER 31, 1952 | |
| Gross Debt | |
| School debt | |
| Self-liquidating debt .. | |
| Other capital debt .. | \$38,100.00 |
| TOTAL GROSS DEBT | \$38,100.00 |
| Per Capita Gross Debt | \$39.44 |

| | |
|-------------------------------|--------------------|
| Deductions for | |
| School debt | |
| Self-liquidating debt .. | |
| Other capital debt .. | |
| TOTAL DEDUCTIONS | |
| NET DEBT | \$38,100.00 |

| | |
|------------------------------------|----------------|
| Average Assessed Valuations | |
| Real Property 1950-1951-1952 .. | \$2,353,773.00 |
| Per Cent of Net Debt | 1.61 |

| | |
|--|---------------------|
| CURRENT FINANCES DECEMBER 31, 1952 | |
| Cash | \$117,836.88 |
| Taxes receivable | 8,544.42 |
| Tax title liens | 66,359.60 |
| Foreclosed property | 22,320.00 |
| Accounts receivable | |
| State road aid receivable | |
| Emergencies and deferred charges .. | |
| TOTAL ASSETS | \$215,060.90 |
| Cash liabilities | \$17,077.72 |
| Reserves | 97,224.02 |
| Surplus revenue | 100,759.16 |
| TOTAL LIABILITIES AND SURPLUS | \$215,060.90 |

ENGLISHTOWN BOROUGH—MONMOUTH COUNTY

Population Census, 1950—1,004

Land Area 0.6 sq. mi.

Net Valuation Taxable \$534,581

EXPENDITURES AND REQUIRED PAYMENTS FOR 1952

| | |
|---|--------------------|
| General Government | |
| Administrative and executive | \$3,773.00 |
| Assessment and collection of taxes | 1,558.00 |
| Finance Department | |
| Protection to Persons & Property | |
| Fire | 1,557.00 |
| Police | 5,508.00 |
| Other | |
| Streets and Roads | |
| Repairs and maintenance | 3,145.00 |
| Street lighting | 1,295.00 |
| Sanitation | |
| Street cleaning | |
| Garbage and ash removal | 3,109.00 |
| Sewers | |
| Health and Charities | |
| Health service | 15.00 |
| Poor (including relief) | 185.00 |
| Hospitals (aid and maintenance) .. | |
| Other | |
| Recreation | |
| Beaches and boardwalks | |
| Parks and playgrounds | |
| Other | |
| Educational | |
| (Exclusive of school districts) .. | |
| Unclassified Purposes | |
| (Including contingent) | 200.00 |
| SUB-TOTAL—Municipal functions.. | \$20,345.00 |

| | |
|---|----------------|
| Per Capita—Municipal functions | \$20.26 |
| Capital imp'ts and capital imp't fund | |
| Debt Service | |
| Principal payments | |
| Interest payments | |

| | |
|--------------------------------------|--------------|
| Total | |
| Per Capita Debt Service | |

| | |
|--|-------------------|
| Deferred Charges and Statutory Expenditures | |
| Emergencies | \$500.00 |
| Other deferred chgs. | 6,122.94 |
| Total | \$6,622.94 |

| | |
|--|--------------------|
| TOTAL—Municipal expenditures .. | \$26,967.94 |
|--|--------------------|

| | |
|---|------------------|
| Required Payments for Local School, County, and Special District Taxes | 39,646.59 |
|---|------------------|

TOTAL EXPENDITURES AND REQUIRED PAYMENTS

| | |
|--|--------------------|
| Reserve for uncollected taxes | \$16,931.60 |
| GRAND TOTAL—Budget | \$83,546.13 |

RECEIPTS AND REVENUES REALIZED IN 1952 TO MEET EXPENDITURES AND REQUIRED PAYMENTS

| | |
|---|--------------------|
| Surplus revenue appropriated .. | \$15,300.00 |
| Miscellaneous revenues realized. | 6,100.54 |
| State aid revenues realized | 691.00 |
| Delinquent taxes including | |
| liens—1952 collections | 8,100.16 |
| Current taxes—1952 collections.. | 47,222.66 |
| Emergency borrowings | |
| TOTAL RECEIPTS AND REVENUES REALIZED | \$77,414.36 |

CAPITAL OUTLAY—1952

| | |
|----------------------------------|-------|
| Beaches and boardwalks | |
| Buildings and equipment | |
| Parks and playgrounds | |
| Sewers | |
| Streets, roads and bridges | |
| Water supply | |
| Other | |

| | |
|------------------------------|----------------|
| Tax rate | \$10.54 |
| Local school tax rate | 5.81 |
| County tax rate | 1.61 |
| Local purpose tax rate | 3.12 |

TAXES

| | | |
|------------------------------|-------------|--|
| Local school tax ... | \$31,063.51 | |
| County taxes | 8,583.08 | |
| Special district taxes | | |

| | |
|--------------------------|-------------|
| Local purpose levy | \$39,646.59 |
| | 17,158.54 |

| | |
|--|--------------------|
| Total tax levy (tax duplicate) .. | \$56,805.13 |
|--|--------------------|

| | |
|--|----------------|
| Per Capita Total Tax Levy | \$56.58 |
|--|----------------|

Current

| | |
|--|-------------|
| 1952 taxes levied (total) | \$56,951.49 |
| Collected in 1952 | 47,222.66 |
| Per cent of levy collected in 1952 ... | 82.91 |
| Transferred to liens | |
| Cancelled, abated or adjusted | 73.71 |
| Outstanding December 31, 1952 .. | 9,655.12 |

All Prior Years Outstanding

| | |
|---------------------------------|-------------|
| Balance January 1, 1952 | \$13,727.02 |
| Collected in 1952 | 8,100.16 |
| Balance December 31, 1952 | \$5,626.86 |

Tax Title Liens Outstanding

| | |
|---------------------------------|----------|
| Balance January 1, 1952 | \$367.63 |
| Redeemed by cash | |
| Balance December 31, 1952 | \$367.63 |

Property Acquired by Deed or Foreclosure

| | |
|---------------------------------|-------|
| Balance January 1, 1952 | |
| Sale for cash | |
| Balance December 31, 1952 | |

CAPITAL DEBT, DECEMBER 31, 1952

| | |
|-----------------------------|-------------|
| Gross Debt | |
| School debt | \$50,964.00 |
| Self-liquidating debt. | |
| Other capital debt .. | 835.00 |

| | |
|------------------------------------|--------------------|
| TOTAL GROSS DEBT | \$51,799.00 |
| Per Capita Gross Debt | \$51.59 |

Deductions for

| | |
|-----------------------------|-------------|
| School debt | \$26,867.00 |
| Self-liquidating debt. | |
| Other capital debt .. | |

| | |
|-------------------------------|------------------|
| TOTAL DEDUCTIONS | 26,867.00 |
|-------------------------------|------------------|

| | |
|-----------------------|--------------------|
| NET DEBT | \$24,932.00 |
|-----------------------|--------------------|

Average Assessed Valuations

| | |
|--------------------------------|--------------|
| Real Property 1950-1951-1952.. | \$447,791.00 |
| Per Cent of Net Debt | 5.56 |

CURRENT FINANCES DECEMBER 31, 1952

| | |
|-------------------------------------|-------------|
| Cash | \$34,151.23 |
| Taxes receivable | 15,281.98 |
| Tax title liens | 367.63 |
| Foreclosed property | |
| Accounts receivable | 636.92 |
| State road aid receivable | |
| Emergencies and deferred charges .. | |

| | |
|---------------------------|--------------------|
| TOTAL ASSETS | \$50,437.76 |
|---------------------------|--------------------|

| | |
|------------------------|------------|
| Cash liabilities | \$5,439.51 |
| Reserves | 16,286.53 |
| Surplus revenue | 28,711.72 |

| | |
|--|--------------------|
| TOTAL LIABILITIES AND SURPLUS | \$50,437.76 |
|--|--------------------|

ESSEX FELLS BOROUGH—ESSEX COUNTY

Population Census, 1950—1,617

Land Area 1.3 sq. mi.

Net Valuation Taxable \$5,700,573

| | |
|--|---------------------|
| EXPENDITURES AND REQUIRED PAYMENTS FOR 1952 | |
| General Government | |
| Administrative and executive | \$15,805.55 |
| Assessment and collection of taxes | 3,074.80 |
| Finance Department | |
| Protection to Persons & Property | |
| Fire | 5,101.89 |
| Police | 39,435.49 |
| Other | 1,825.02 |
| Streets and Roads | |
| Repairs and maintenance | 15,035.14 |
| Street lighting | 3,833.84 |
| Sanitation | |
| Street cleaning | |
| Garbage and ash removal | |
| Sewers | 10,029.08 |
| Health and Charities | |
| Health service | 1,356.87 |
| Poor (including relief) | |
| Hospitals (aid and maintenance) | |
| Other | |
| Recreation | |
| Beaches and boardwalks | |
| Parks and playgrounds | 1,907.58 |
| Other | |
| Educational | |
| (Exclusive of school districts) .. | |
| Unclassified Purposes | |
| (Including contingent) | 247.95 |
| SUB-TOTAL—Municipal functions.. | \$97,653.21 |
| Per Capita—Municipal functions | |
| | \$60.39 |
| Capital imp'ts and capital imp't fund | \$14,367.78 |
| Debt Service | |
| Principal payments .. | \$9,125.00 |
| Interest payments .. | 2,059.75 |
| Total | 11,184.75 |
| Per Capita Debt Service | |
| | \$6.92 |
| Deferred Charges and Statutory Expenditures | |
| Emergencies | |
| Other deferred chgs. .. | \$9,575.50 |
| Total | 9,575.50 |
| TOTAL—Municipal expenditures .. | \$132,781.24 |
| Required Payments for Local School, County, and Special District Taxes | |
| | 183,838.38 |
| TOTAL EXPENDITURES AND REQUIRED PAYMENTS | \$316,619.62 |
| Reserve for uncollected taxes | \$25,360.62 |
| GRAND TOTAL—Budget | \$341,980.24 |
| RECEIPTS AND REVENUES REALIZED IN 1952 TO MEET EXPENDITURES AND REQUIRED PAYMENTS | |
| Surplus revenue appropriated .. | \$46,000.00 |
| Miscellaneous revenues realized .. | 54,090.25 |
| State aid revenues realized | 6,181.00 |
| Delinquent taxes including | |
| liens—1952 collections | 2,587.48 |
| Current taxes—1952 collections.. | 256,572.81 |
| Emergency borrowings | |
| TOTAL RECEIPTS AND REVENUES REALIZED | \$365,431.54 |

CAPITAL OUTLAY—1952

| | |
|----------------------------------|-------|
| Beaches and boardwalks | |
| Buildings and equipment | |
| Parks and playgrounds | |
| Sewers | |
| Streets, roads and bridges | |
| Water supply | |
| Other | |

| | |
|------------------------------|---------------|
| Tax rate | \$4.53 |
| Local school tax rate | 2.18 |
| County tax rate | 1.04 |
| Local purpose tax rate | 1.31 |

TAXES

| | | |
|--|---------------------|---------------------|
| Local school tax ... | \$124,396.72 | |
| County taxes | 59,441.66 | |
| Special district taxes | | |
| Local purpose levy | 74,209.51 | \$183,838.38 |
| Total tax levy (tax duplicate) .. | \$258,047.89 | |
| Per Capita Total Tax Levy | \$159.58 | |

| | |
|--|--------------|
| Current | |
| 1952 taxes levied (total) | \$260,366.17 |
| Collected in 1952 | 256,572.81 |
| Per cent of levy collected in 1952 ... | 98.54 |
| Transferred to liens | 4.53 |
| Cancelled, abated or adjusted | 236.89 |
| Outstanding December 31, 1952 .. | \$3,551.94 |

| | |
|------------------------------------|------------|
| All Prior Years Outstanding | |
| Balance January 1, 1952 | \$2,622.87 |
| Collected in 1952 | 2,587.48 |
| Balance December 31, 1952 | \$8.86 |

| | |
|------------------------------------|----------|
| Tax Title Liens Outstanding | |
| Balance January 1, 1952 | \$152.57 |
| Redeemed by cash | |
| Balance December 31, 1952 | \$157.10 |

| | |
|---|-------------|
| Property Acquired by Deed or Foreclosure | |
| Balance January 1, 1952 | \$68,600.00 |
| Sale for cash | 1,500.00 |
| Balance December 31, 1952 | \$62,100.00 |

CAPITAL DEBT, DECEMBER 31, 1952

| | |
|--------------------------|--------------|
| Gross Debt | |
| School debt | \$200,000.00 |
| Self-liquidating debt .. | 120,000.00 |
| Other capital debt .. | 61,556.00 |

| | |
|------------------------------------|---------------------|
| TOTAL GROSS DEBT | \$381,556.00 |
| Per Capita Gross Debt | \$235.97 |

| | |
|--------------------------|--------------|
| Deductions for | |
| School debt | \$200,000.00 |
| Self-liquidating debt .. | 120,000.00 |
| Other capital debt .. | 311.00 |

| | |
|-------------------------------|--------------------|
| TOTAL DEDUCTIONS | 320,311.00 |
| NET DEBT | \$61,245.00 |

| | |
|------------------------------------|----------------|
| Average Assessed Valuations | |
| Real Property 1950-1951-1952.. | \$5,081,473.00 |
| Per Cent of Net Debt | 1.20 |

CURRENT FINANCES DECEMBER 31, 1952

| | |
|-------------------------------------|--------------|
| Cash | \$170,684.03 |
| Taxes receivable | 3,560.80 |
| Tax title liens | 157.10 |
| Foreclosed property | 62,100.00 |
| Accounts receivable | 27.06 |
| State road aid receivable | 6,181.00 |
| Emergencies and deferred charges .. | |

| | |
|---------------------------|---------------------|
| TOTAL ASSETS | \$242,709.99 |
|---------------------------|---------------------|

| | |
|------------------------|-------------|
| Cash liabilities | \$81,944.32 |
| Reserves | 65,844.36 |
| Surplus revenue | 94,920.71 |

| | |
|--|---------------------|
| TOTAL LIABILITIES AND SURPLUS | \$242,709.99 |
|--|---------------------|

ESTELL MANOR CITY—ATLANTIC COUNTY

Population Census, 1950—381

Land Area 53.12 sq. ml.

Net Valuation Taxable \$163,461

| | |
|--|--------------------|
| EXPENDITURES AND REQUIRED PAYMENTS FOR 1952 | |
| General Government | |
| Administrative and executive | \$1,749.63 |
| Assessment and collection of taxes | 4,450.00 |
| Finance Department | 125.00 |
| Protection to Persons & Property | |
| Fire | 125.00 |
| Police | 100.00 |
| Other | |
| Streets and Roads | |
| Repairs and maintenance | 10,952.03 |
| Street lighting | |
| Sanitation | |
| Street cleaning | |
| Garbage and ash removal | |
| Sewers | |
| Health and Charities | |
| Health service | 55.00 |
| Poor (including relief) | 340.00 |
| Hospitals (aid and maintenance) | |
| Other | |
| Recreation | |
| Beaches and boardwalks | |
| Parks and playgrounds | |
| Other | |
| Educational | |
| (Exclusive of school districts) .. | |
| Unclassified Purposes | |
| (Including contingent) | 100.00 |
| SUB-TOTAL—Municipal functions.. | \$17,996.66 |
| Per Capita—Municipal functions | |
| Capital imp'ts and capital imp't fund | \$47.23 |
| Debt Service | |
| Principal payments | |
| Interest payments | |
| Total | |
| Per Capita Debt Service | |
| Deferred Charges and Statutory Expenditures | |
| Emergencies | |
| Other deferred chgs. | \$313.82 |
| Total | \$313.82 |
| TOTAL—Municipal expenditures .. | \$18,310.48 |
| Required Payments for Local School, County, and Special District Taxes | |
| | 12,331.29 |
| TOTAL EXPENDITURES AND REQUIRED PAYMENTS | \$30,641.77 |
| Reserve for uncollected taxes | \$3,423.41 |
| GRAND TOTAL—Budget | \$34,065.18 |
| RECEIPTS AND REVENUES REALIZED IN 1952 TO MEET EXPENDITURES AND REQUIRED PAYMENTS | |
| Surplus revenue appropriated .. | \$9,600.00 |
| Miscellaneous revenues realized .. | 12,258.49 |
| State aid revenues realized | 2,862.00 |
| Delinquent taxes including | |
| liens—1952 collections | 2,047.64 |
| Current taxes—1952 collections.. | 13,856.29 |
| Emergency borrowings | |
| TOTAL RECEIPTS AND REVENUES REALIZED | \$40,624.42 |
| CAPITAL OUTLAY—1952 | |
| Beaches and boardwalks | |
| Buildings and equipment | |
| Parks and playgrounds | |
| Sewers | |
| Streets, roads and bridges | |
| Water supply | |
| Other | |

| | |
|---|--------------------|
| Tax rate | \$10.50 |
| Local school tax rate | 5.81 |
| County tax rate | 1.73 |
| Local purpose tax rate | 2.96 |
| TAXES | |
| Local school tax ... | \$9,500.00 |
| County taxes | 2,831.29 |
| Special district taxes | |
| Local purpose levy | \$12,331.29 |
| | 4,821.89 |
| Total tax levy (tax duplicate) .. | \$17,153.18 |
| Per Capita Total Tax Levy | |
| | \$45.02 |
| Current | |
| 1952 taxes levied (total) | \$17,153.18 |
| Collected in 1952 | 13,856.29 |
| Per cent of levy collected in 1952 ... | 80.77 |
| Transferred to liens | |
| Cancelled, abated or adjusted .. | |
| Outstanding December 31, 1952 .. | \$3,296.89 |
| All Prior Years Outstanding | |
| Balance January 1, 1952 | \$2,977.69 |
| Collected in 1952 | 1,717.14 |
| Balance December 31, 1952 | \$1,260.55 |
| Tax Title Liens Outstanding | |
| Balance January 1, 1952 | \$35,953.78 |
| Redeemed by cash | 330.50 |
| Balance December 31, 1952 | \$35,623.28 |
| Property Acquired by Deed or Foreclosure | |
| Balance January 1, 1952 | \$10.00 |
| Sale for cash | |
| Balance December 31, 1952 | \$10.00 |

CAPITAL DEBT, DECEMBER 31, 1952

| | |
|------------------------------------|--------------|
| Gross Debt | |
| School debt | |
| Self-liquidating debt | |
| Other capital debt .. | |
| TOTAL GROSS DEBT | |
| Per Capita Gross Debt | |
| | |
| Deductions for | |
| School debt | |
| Self-liquidating debt | |
| Other capital debt .. | |
| TOTAL DEDUCTIONS | |
| NET DEBT | |
| Average Assessed Valuations | |
| Real Property 1950-1951-1952.. | \$146,181.00 |
| Per Cent of Net Debt | |

CURRENT FINANCES DECEMBER 31, 1952

| | |
|--|---------------------|
| Cash | \$64,952.48 |
| Taxes receivable | 4,557.44 |
| Tax title liens | 35,623.28 |
| Foreclosed property | 10.00 |
| Accounts receivable | 34.39 |
| State road aid receivable | 2.79 |
| Emergencies and deferred charges .. | |
| TOTAL ASSETS | \$105,180.38 |
| Cash liabilities | \$6,642.84 |
| Reserves | 40,225.11 |
| Surplus revenue | 58,312.43 |
| TOTAL LIABILITIES AND SURPLUS | \$105,180.38 |

EVESHAM TOWNSHIP—BURLINGTON COUNTY

Population Census, 1950—2,121

Land Area 29.65 sq. mi.

Net Valuation Taxable \$1,084,674

EXPENDITURES AND REQUIRED PAYMENTS FOR 1952

| | |
|---|--------------------|
| General Government | |
| Administrative and executive | \$4,580.00 |
| Assessment and collection of taxes | 5,250.00 |
| Finance Department | 235.00 |
| Protection to Persons & Property | |
| Fire | 1,000.00 |
| Police | 2,000.00 |
| Other | |
| Streets and Roads | |
| Repairs and maintenance | 18,950.00 |
| Street lighting | 3,000.00 |
| Sanitation | |
| Street cleaning | |
| Garbage and ash removal | 50.00 |
| Sewers | |
| Health and Charities | |
| Health service | 400.00 |
| Poor (including relief) | 825.00 |
| Hospitals (aid and maintenance) | |
| Other | |
| Recreation | |
| Beaches and boardwalks | |
| Parks and playgrounds | |
| Other | |
| Educational | |
| (Exclusive of school districts) .. | |
| Unclassified Purposes | |
| (Including contingent) | 50.00 |
| SUB-TOTAL—Municipal functions.. | \$36,340.00 |

| | |
|--|----------------|
| Per Capita—Municipal functions .. | \$17.13 |
| Capital imp'ts and capital imp't fund .. | 7,000.00 |
| Debt Service | |
| Principal payments .. | |
| Interest payments .. | |
| Total | |

| | |
|--|--------------------|
| Per Capita Debt Service | |
| Deferred Charges and Statutory Expenditures | |
| Emergencies | |
| Other deferred chgs. | |
| Total | |
| TOTAL—Municipal expenditures .. | \$43,340.00 |

| | |
|---|------------------|
| Required Payments for Local School, County, and Special District Taxes | 76,549.40 |
|---|------------------|

TOTAL EXPENDITURES AND REQUIRED PAYMENTS

| | |
|--|---------------------|
| Reserve for uncollected taxes | \$19,000.00 |
| GRAND TOTAL—Budget | \$138,889.40 |

RECEIPTS AND REVENUES REALIZED IN 1952 TO MEET EXPENDITURES AND REQUIRED PAYMENTS

| | |
|------------------------------------|-------------|
| Surplus revenue appropriated .. | \$24,000.00 |
| Miscellaneous revenues realized .. | 22,134.27 |
| State aid revenues realized | 13,083.86 |
| Delinquent taxes including | |
| liens—1952 collections | 11,128.55 |
| current taxes—1952 collections .. | 59,311.91 |
| Emergency borrowings | |

TOTAL RECEIPTS AND REVENUES REALIZED

| | |
|----------------------------------|-------|
| CAPITAL OUTLAY—1952 | |
| Beaches and boardwalks | |
| Buildings and equipment | |
| Parks and playgrounds | |
| Sewers | |
| Streets, roads and bridges | |
| Water supply | |
| Other | |

| | |
|------------------------------|---------------|
| Tax rate | \$6.97 |
| Local school tax rate | 4.70 |
| County tax rate | 2.26 |
| Local purpose tax rate | 0.01 |

TAXES

| | | |
|--|----------------|--------------------|
| Local school tax .. | \$51,000.00 | |
| County taxes | 24,549.40 | |
| Special district taxes | 1,000.00 | |
| Local purpose levy | | \$76,549.40 |
| Total tax levy (tax duplicate) .. | | \$77,021.29 |
| Per Capita Total Tax Levy | \$36.31 | |

| | |
|---------------------------------------|-------------|
| Current | |
| 1952 taxes levied (total) | \$77,126.33 |
| Collected in 1952 | 59,311.91 |
| Per cent of levy collected in 1952 .. | 76.90 |
| Transferred to liens | |
| Cancelled, abated or adjusted .. | |
| Outstanding December 31, 1952 .. | \$17,814.42 |

| | |
|------------------------------------|-------------|
| All Prior Years Outstanding | |
| Balance January 1, 1952 | \$28,627.29 |
| Collected in 1952 | 11,054.15 |
| Balance December 31, 1952 | \$17,573.14 |

| | |
|------------------------------------|-------------|
| Tax Title Liens Outstanding | |
| Balance January 1, 1952 | \$24,740.14 |
| Redeemed by cash | 74.40 |
| Balance December 31, 1952 | \$19,665.74 |

| | |
|---|------------|
| Property Acquired by Deed or Foreclosure | |
| Balance January 1, 1952 | |
| Sale for cash | \$3,367.25 |
| Balance December 31, 1952 | \$1,632.75 |

CAPITAL DEBT, DECEMBER 31, 1952

| | |
|------------------------------------|-------------------|
| Gross Debt | |
| School debt | \$5,000.00 |
| Self-liquidating debt | |
| Other capital debt .. | |
| TOTAL GROSS DEBT | \$5,000.00 |
| Per Capita Gross Debt | \$2.36 |

| | |
|-------------------------------|-----------------|
| Deductions for | |
| School debt | \$5,000.00 |
| Self-liquidating debt | |
| Other capital debt .. | |
| TOTAL DEDUCTIONS | 5,000.00 |
| NET DEBT | |

| | |
|------------------------------------|--------------|
| Average Assessed Valuations | |
| Real Property 1950-1951-1952 .. | \$961,871.00 |
| Per Cent of Net Debt | |

CURRENT FINANCES DECEMBER 31, 1952

| | |
|-------------------------------------|---------------------|
| Cash | \$81,323.68 |
| Taxes receivable | 35,387.54 |
| Tax title liens | 19,665.74 |
| Foreclosed property | 1,632.75 |
| Accounts receivable | \$60.17 |
| State road aid receivable | 6,300.00 |
| Emergencies and deferred charges .. | |
| TOTAL ASSETS | \$125,169.90 |

| | |
|--|---------------------|
| Cash liabilities | \$18,732.15 |
| Reserves | 57,548.28 |
| Surplus revenue | 48,891.53 |
| TOTAL LIABILITIES AND SURPLUS | \$125,169.90 |

EWING TOWNSHIP—MERCER COUNTY

Population Census, 1950—16,840

Land Area 15.13 sq. mi.

Net Valuation Taxable \$22,181,637

EXPENDITURES AND REQUIRED PAYMENTS FOR 1952

| | |
|---|---------------------|
| General Government | |
| Administrative and executive | \$40,991.78 |
| Assessment and collection of taxes | 24,586.30 |
| Finance Department | 1,403.48 |
| Protection to Persons & Property | |
| Fire | 10,555.13 |
| Police | 71,014.10 |
| Other | |
| Streets and Roads | |
| Repairs and maintenance | 153,882.32 |
| Street lighting | 20,000.00 |
| Sanitation | |
| Street cleaning | |
| Garbage and ash removal | 42,187.82 |
| Sewers | 10,908.41 |
| Health and Charities | |
| Health service | 6,569.89 |
| Poor (including relief) | 19,830.50 |
| Hospitals (aid and maintenance) | |
| Other | |
| Recreation | |
| Beaches and boardwalks | |
| Parks and playgrounds | 5,561.95 |
| Other | |
| Educational | |
| (Exclusive of school districts) .. | |
| Unclassified Purposes | |
| (Including contingent) | 524.00 |
| SUB-TOTAL—Municipal functions.. | \$408,015.68 |

| | |
|---|----------------|
| Per Capita—Municipal functions | \$24.23 |
| Capital imp'ts and capital imp't fund | \$11,935.00 |
| Debt Service | |
| Principal payments .. | \$47,000.00 |
| Interest payments .. | 10,206.00 |

| | |
|--------------------------------------|------------------|
| Total | 57,206.00 |
| Per Capita Debt Service | \$3.40 |

| | |
|--|---------------------|
| Deferred Charges and Statutory Expenditures | |
| Emergencies | \$16,537.40 |
| Other deferred chgs. | 24,695.63 |
| Total | 41,233.03 |
| TOTAL—Municipal expenditures .. | \$518,389.71 |

| | |
|---|-------------------|
| Required Payments for Local School, County, and Special District Taxes | 835,239.27 |
|---|-------------------|

TOTAL EXPENDITURES AND REQUIRED PAYMENTS

| | |
|--|-----------------------|
| Reserve for uncollected taxes | \$97,917.70 |
| GRAND TOTAL—Budget | \$1,451,546.68 |

RECEIPTS AND REVENUES REALIZED IN 1952 TO MEET EXPENDITURES AND REQUIRED PAYMENTS

| | |
|--|-----------------------|
| Surplus revenue appropriated .. | \$20,837.40 |
| Miscellaneous revenues realized .. | 288,158.34 |
| State aid revenues realized | 23,220.68 |
| Delinquent taxes including liens—1952 collections .. | 74,762.04 |
| Current taxes—1952 collections .. | 1,081,472.20 |
| Emergency borrowings | |
| TOTAL RECEIPTS AND REVENUES REALIZED | \$1,488,450.66 |

CAPITAL OUTLAY—1952

| | |
|----------------------------------|--|
| Beaches and boardwalks | |
| Buildings and equipment | |
| Parks and playgrounds | |
| Sewers | |
| Streets, roads and bridges | |
| Water supply | |
| Other | |

| | |
|------------------------------|---------------|
| Tax rate | \$5.05 |
| Local school tax rate | 2.62 |
| County tax rate | 1.15 |
| Local purpose tax rate | 1.28 |

TAXES

| | |
|--|-----------------------|
| Local school tax ... | \$580,740.50 |
| County taxes | 254,498.77 |
| Special district taxes | |
| Local purpose levy | \$835,239.27 |
| Total tax levy (tax duplicate) .. | \$1,119,636.57 |

Per Capita Total Tax Levy

| | |
|--|----------------|
| Current | |
| 1952 taxes levied (total) | \$1,158,162.59 |
| Collected in 1952 | 1,081,472.20 |
| Per cent of levy collected in 1952 ... | 93.37 |
| Transferred to liens | 5,333.77 |
| Cancelled, abated or adjusted | 15,317.57 |
| Outstanding December 31, 1952 .. | \$56,039.05 |

| | |
|------------------------------------|-------------|
| All Prior Years Outstanding | |
| Balance January 1, 1952 | \$51,129.21 |
| Collected in 1952 | 45,626.38 |
| Balance December 31, 1952 | \$3,282.51 |

| | |
|------------------------------------|--------------|
| Tax Title Liens Outstanding | |
| Balance January 1, 1952 | \$113,267.95 |
| Redeemed by cash | 18,835.26 |
| Balance December 31, 1952 | \$99,896.23 |

| | |
|---|-------------|
| Property Acquired by Deed or Foreclosure | |
| Balance January 1, 1952 | \$35,030.00 |
| Sale for cash | 10,300.40 |
| Balance December 31, 1952 | \$27,694.60 |

CAPITAL DEBT, DECEMBER 31, 1952

| | |
|------------------------------------|-----------------------|
| Gross Debt | |
| School debt | \$1,200,000.00 |
| Self-liquidating debt .. | |
| Other capital debt .. | 299,931.00 |
| TOTAL GROSS DEBT | \$1,499,931.00 |
| Per Capita Gross Debt | \$80.07 |

| | |
|-------------------------------|---------------------|
| Deductions for | |
| School debt | \$1,200,000.00 |
| Self-liquidating debt .. | |
| Other capital debt .. | |
| TOTAL DEDUCTIONS | 1,200,000.00 |
| NET DEBT | \$299,931.00 |

| | |
|------------------------------------|-----------------|
| Average Assessed Valuations | |
| Real Property 1950-1951-1952 .. | \$16,191,931.00 |
| Per Cent of Net Debt | 1.85 |

CURRENT FINANCES DECEMBER 31, 1952

| | |
|-------------------------------------|---------------------|
| Cash | \$499,420.43 |
| Taxes receivable | 59,321.56 |
| Tax title liens | 99,896.23 |
| Foreclosed property | 27,694.60 |
| Accounts receivable | 58,693.28 |
| State road aid receivable | 20,104.54 |
| Emergencies and deferred charges .. | 7,931.00 |
| TOTAL ASSETS | \$773,061.64 |

| | |
|--|---------------------|
| Cash liabilities | \$308,116.27 |
| Reserves | 245,605.67 |
| Surplus revenue | 219,339.70 |
| TOTAL LIABILITIES AND SURPLUS | \$773,061.64 |

FAIRFIELD TOWNSHIP—CUMBERLAND COUNTY

Population Census, 1950—2,932

Land Area 43.0 sq. mi.

Net Valuation Taxable \$1,023,170

| | |
|--|---------------------|
| EXPENDITURES AND REQUIRED PAYMENTS FOR 1952 | |
| General Government | |
| Administrative and executive | \$6,313.13 |
| Assessment and collection of taxes | 6,000.00 |
| Finance Department | 400.00 |
| Protection to Persons & Property | |
| Fire | 1,250.00 |
| Police | 1,300.00 |
| Other | |
| Streets and Roads | |
| Repairs and maintenance | 16,575.55 |
| Street lighting | 550.00 |
| Sanitation | |
| Street cleaning | |
| Garbage and ash removal | |
| Sewers | |
| Health and Charities | |
| Health service | 1,050.00 |
| Poor (including relief) | 1,800.00 |
| Hospitals (aid and maintenance) | |
| Other | |
| Recreation | |
| Beaches and boardwalks | |
| Parks and playgrounds | |
| Other | |
| Educational | |
| (Exclusive of school districts) | |
| Unclassified Purposes | |
| (Including contingent) | 200.00 |
| SUB-TOTAL—Municipal functions.. | \$35,438.68 |
| Per Capita—Municipal functions | |
| Capital imp'ts and capital imp't fund | \$12.09 |
| Debt Service | \$3,983.33 |
| Principal payments | \$1,000.00 |
| Interest payments | 191.25 |
| Total | 1,191.25 |
| Per Capita Debt Service | |
| Deferred Charges and Statutory Expenditures | \$0.41 |
| Emergencies | |
| Other deferred chgs. | \$1,270.06 |
| Total | 1,270.06 |
| TOTAL—Municipal expenditures | \$41,883.32 |
| Required Payments for Local School, County, and Special District Taxes | |
| | 80,967.70 |
| TOTAL EXPENDITURES AND REQUIRED PAYMENTS | \$122,851.02 |
| Reserve for uncollected taxes | \$19,320.51 |
| GRAND TOTAL—Budget | \$142,171.53 |
| RECEIPTS AND REVENUES REALIZED IN 1952 TO MEET EXPENDITURES AND REQUIRED PAYMENTS | |
| Surplus revenue appropriated | \$24,432.70 |
| Miscellaneous revenues realized | 17,002.82 |
| State aid revenues realized | 17,108.00 |
| Delinquent taxes including | |
| Hens—1952 collections | 14,928.82 |
| Current taxes—1952 collections.. | 64,451.33 |
| Emergency borrowings | |
| TOTAL RECEIPTS AND REVENUES REALIZED | \$137,923.67 |

| | |
|---|--------------------|
| Tax rate | \$7.91 |
| Local school tax rate | 6.55 |
| County tax rate | 1.36 |
| Local purpose tax rate | ... |
| TAXES | |
| Local school tax | \$66,975.00 |
| County taxes | 13,992.70 |
| Special district taxes | |
| Local purpose levy | \$80,967.70 |
| Total tax levy (tax duplicate) .. | \$80,967.70 |
| Per Capita Total Tax Levy | \$27.62 |
| Current | |
| 1952 taxes levied (total) | \$81,067.65 |
| Collected in 1952 | 64,451.33 |
| Per cent of levy collected in 1952 | 79.50 |
| Transferred to Liens | 1,660.89 |
| Cancelled, abated or adjusted | 302.56 |
| Outstanding December 31, 1952 .. | \$14,652.87 |
| All Prior Years Outstanding | |
| Balance January 1, 1952 | \$16,851.14 |
| Collected in 1952 | 13,056.84 |
| Balance December 31, 1952 | \$2,845.48 |
| Tax Title Liens Outstanding | |
| Balance January 1, 1952 | \$7,268.75 |
| Redeemed by cash | 1,871.98 |
| Balance December 31, 1952 | \$7,063.19 |
| Property Acquired by Deed or Foreclosure | |
| Balance January 1, 1952 | \$400.00 |
| Sale for cash | 400.00 |
| Balance December 31, 1952 | |

CAPITAL DEBT, DECEMBER 31, 1952

| | |
|--|--------------------|
| Gross Debt | |
| School debt | \$39,000.00 |
| Self-liquidating debt | |
| Other capital debt | 7,500.00 |
| TOTAL GROSS DEBT | \$46,500.00 |
| Per Capita Gross Debt | \$15.86 |
| Deductions for | |
| School debt | \$39,000.00 |
| Self-liquidating debt | |
| Other capital debt | |
| TOTAL DEDUCTIONS | 39,000.00 |
| NET DEBT | \$7,500.00 |
| Average Assessed Valuations | |
| Real Property 1950-1951-1952.. | \$887,089.00 |
| Per Cent of Net Deb | 0.84 |

CURRENT FINANCES DECEMBER 31, 1952

| | |
|--|---------------------|
| Cash | \$98,888.58 |
| Taxes receivable | 17,498.35 |
| Tax title liens | 7,063.19 |
| Foreclosed property | |
| Accounts receivable | 2,072.50 |
| State road aid receivable | 3,000.00 |
| Emergencies and deferred charges .. | 2,809.36 |
| TOTAL ASSETS | \$131,331.98 |
| Cash liabilities | \$24,943.25 |
| Reserves | 26,634.04 |
| Surplus revenue | 79,754.69 |
| TOTAL LIABILITIES AND SURPLUS | \$131,331.98 |

CAPITAL OUTLAY—1952

| | |
|--------------------------------------|-------|
| Beaches and boardwalks | |
| Buildings and equipment | |
| Parks and playgrounds | |
| Sewers | |
| Streets, roads and bridges | |
| Water supply | |
| Other | |

FAIR HAVEN BOROUGH—MONMOUTH COUNTY

Population Census, 1950—3,560 Land Area 1.6 sq. mi. Net Valuation Taxable \$4,100,715

| | |
|--|---------------------|
| EXPENDITURES AND REQUIRED PAYMENTS FOR 1952 | |
| General Government | |
| Administrative and executive | \$18,600.00 |
| Assessment and collection of taxes | 6,400.00 |
| Finance Department | |
| Protection to Persons & Property | |
| Fire | 9,100.00 |
| Police | 26,970.00 |
| Other | |
| Streets and Roads | |
| Repairs and maintenance | 13,500.00 |
| Street lighting | 5,500.00 |
| Sanitation | |
| Street cleaning | |
| Garbage and ash removal | 20,000.00 |
| Sewers | |
| Health and Charities | |
| Health service | 1,675.00 |
| Poor (including relief) | 1,400.00 |
| Hospitals (aid and maintenance) | |
| Other | |
| Recreation | |
| Beaches and boardwalks | |
| Parks and playgrounds | 2,500.00 |
| Other | |
| Educational | |
| (Exclusive of school districts) .. | 3,600.00 |
| Unclassified Purposes | |
| (Including contingent) | 1,300.00 |
| SUB-TOTAL—Municipal functions.. | \$110,545.00 |
| Per Capita—Municipal functions | |
| Capital imp'ts and capital imp't fund | \$31.05 |
| Debt Service | \$6,200.00 |
| Principal payments .. | \$5,000.00 |
| Interest payments .. | 646.00 |
| Total | 5,646.00 |
| Per Capita Debt Service | |
| | \$1.59 |
| Deferred Charges and Statutory Expenditures | |
| Emergencies | \$2,500.00 |
| Other deferred chgs. | |
| Total | 2,500.00 |
| TOTAL—Municipal expenditures .. | \$124,891.00 |
| Required Payments for Local School, County, and Special District Taxes | |
| | 224,918.20 |
| TOTAL EXPENDITURES AND REQUIRED PAYMENTS | \$349,809.20 |
| Reserve for uncollected taxes | \$66,137.23 |
| GRAND TOTAL—Budget | \$415,946.43 |
| RECEIPTS AND REVENUES REALIZED IN 1952 TO MEET EXPENDITURES AND REQUIRED PAYMENTS | |
| Surplus revenue appropriated .. | \$55,500.00 |
| Miscellaneous revenues realized .. | 32,092.62 |
| State aid revenues realized | 3,365.00 |
| Delinquent taxes including liens—1952 collections .. | 20,519.32 |
| Current taxes—1952 collections .. | 306,456.23 |
| Emergency borrowings | |
| TOTAL RECEIPTS AND REVENUES REALIZED | \$417,933.17 |

CAPITAL OUTLAY—1952

| | |
|----------------------------------|------------|
| Beaches and boardwalks | |
| Buildings and equipment | |
| Parks and playgrounds | |
| Sewers | |
| Streets, roads and bridges | \$7,684.69 |
| Water supply | |
| Other | |

| | |
|------------------------------|---------------|
| Tax rate | \$8.11 |
| Local school tax rate | 3.89 |
| County tax rate | 1.60 |
| Local purpose tax rate | 2.62 |

TAXES

| | | |
|--|----------------|---------------------|
| Local school tax ... | \$159,351.77 | |
| County taxes | 65,566.43 | |
| Special district taxes | | |
| Local purpose levy | | \$224,918.20 |
| | | 107,363.23 |
| Total tax levy (tax duplicate) .. | | \$332,281.43 |
| Per Capita Total Tax Levy | \$93.34 | |

| | |
|---------------------------------------|--------------|
| Current | |
| 1952 taxes levied (total) | \$334,763.20 |
| Collected in 1952 | 306,456.23 |
| Per cent of levy collected in 1952 .. | 91.54 |
| Transferred to liens | 581.40 |
| Cancelled, abated or adjusted .. | 964.53 |
| Outstanding December 31, 1952 .. | \$26,761.04 |

| | |
|------------------------------------|-------------|
| All Prior Years Outstanding | |
| Balance January 1, 1952 | \$24,862.51 |
| Collected in 1952 | 20,389.54 |
| Balance December 31, 1952 | \$4,460.75 |

| | |
|------------------------------------|------------|
| Tax Title Liens Outstanding | |
| Balance January 1, 1952 | \$5,160.10 |
| Redeemed by cash | 129.78 |
| Balance December 31, 1952 | \$3,172.17 |

| | |
|---|------------|
| Property Acquired by Deed or Foreclosure | |
| Balance January 1, 1952 | \$2,900.00 |
| Sale for cash | 1,870.00 |
| Balance December 31, 1952 | \$4,405.00 |

CAPITAL DEBT, DECEMBER 31, 1952

| | |
|------------------------------------|---------------------|
| Gross Debt | |
| School debt | \$210,000.00 |
| Self-liquidating debt. | |
| Other capital debt .. | 33,000.00 |
| TOTAL GROSS DEBT | \$243,000.00 |
| Per Capita Gross Debt | \$68.26 |

| | |
|-------------------------------|--------------------|
| Deductions for | |
| School debt | \$210,000.00 |
| Self-liquidating debt. | |
| Other capital debt .. | |
| TOTAL DEDUCTIONS | 210,000.00 |
| NET DEBT | \$33,000.00 |

| | |
|------------------------------------|----------------|
| Average Assessed Valuations | |
| Real Property 1950-1951-1952 .. | \$3,546,330.00 |
| Per Cent of Net Debt | 0.93 |

CURRENT FINANCES DECEMBER 31, 1952

| | |
|-------------------------------------|---------------------|
| Cash | \$233,038.58 |
| Taxes receivable | 31,221.79 |
| Tax title liens | 3,172.17 |
| Foreclosed property | 4,405.00 |
| Accounts receivable | |
| State road aid receivable | |
| Emergencies and deferred charges .. | |
| TOTAL ASSETS | \$271,837.54 |

| | |
|------------------------|-------------|
| Cash liabilities | \$96,037.90 |
| Reserves | 38,798.96 |
| Surplus revenue | 137,000.68 |

| | |
|--|---------------------|
| TOTAL LIABILITIES AND SURPLUS | \$271,837.54 |
|--|---------------------|

FAIR LAWN BOROUGH—BERGEN COUNTY

Population Census, 1950—23,885 Land Area 5.3 sq. mi. Net Valuation Taxable \$31,817,221

| | |
|--|-----------------------|
| EXPENDITURES AND REQUIRED PAYMENTS FOR 1952 | |
| General Government | |
| Administrative and executive | \$115,063.00 |
| Assessment and collection of taxes | 47,091.00 |
| Finance Department | |
| Protection to Persons & Property | |
| Fire | 58,465.00 |
| Police | 162,829.00 |
| Other | |
| Streets and Roads | |
| Repairs and maintenance | 96,653.00 |
| Street lighting | 39,279.00 |
| Sanitation | |
| Street cleaning | |
| Garbage and ash removal | 86,000.00 |
| Sewers | 66,744.00 |
| Health and Charities | |
| Health service | 17,080.00 |
| Poor (including relief) | 5,365.00 |
| Hospitals (aid and maintenance) .. | |
| Other | |
| Recreation | |
| Beaches and boardwalks | |
| Parks and playgrounds | 48,330.00 |
| Other | |
| Educational | |
| (Exclusive of school districts) .. | 21,600.00 |
| Unclassified Purposes | |
| (Including contingent) | 22,500.00 |
| SUB-TOTAL—Municipal functions.. | \$786,999.00 |
| Per Capita—Municipal functions | |
| Capital imp'ts and capital imp't fund | \$32.95 |
| Debt Service | \$71,500.00 |
| Debt Service | |
| Principal payments .. | \$139,500.00 |
| Interest payments .. | 54,412.50 |
| Total | 193,912.50 |
| Per Capita Debt | |
| Service | \$8.12 |
| Deferred Charges and Statutory Expenditures | |
| Emergencies | \$2,000.00 |
| Other deferred chgs. .. | 17,684.60 |
| Total | 19,684.60 |
| TOTAL—Municipal expenditures ... | \$1,072,096.10 |
| Required Payments for Local School, County, and Special District Taxes | |
| | 1,563,868.80 |
| TOTAL EXPENDITURES AND REQUIRED PAYMENTS | \$2,635,964.90 |
| Reserve for uncollected taxes | \$154,720.89 |
| GRAND TOTAL—Budget | \$2,790,685.79 |
| RECEIPTS AND REVENUES REALIZED IN 1952 TO MEET EXPENDITURES AND REQUIRED PAYMENTS | |
| Surplus revenue appropriated .. | \$161,835.00 |
| Miscellaneous revenues realized .. | 377,148.22 |
| State aid revenues realized | 17,936.54 |
| Delinquent taxes including | |
| liens—1952 collections | 88,074.61 |
| Current taxes—1952 collections.. | 2,168,038.56 |
| Emergency borrowings | |
| TOTAL RECEIPTS AND REVENUES REALIZED | \$2,813,032.93 |
| CAPITAL OUTLAY—1952 | |
| Beaches and boardwalks | |
| Buildings and equipment | \$102.46 |
| Parks and playgrounds | |
| Sewers | 109,468.29 |
| Streets, roads and bridges | 22,328.07 |
| Water supply | 86,887.90 |
| Other | 5,987.57 |

| | |
|---|-----------------------|
| Tax rate | \$6.97 |
| Local school tax rate | 4.11 |
| County tax rate | 0.81 |
| Local purpose tax rate | 2.05 |
| TAXES | |
| Local school tax ... | \$1,309,117.11 |
| County taxes | 254,751.69 |
| Special district taxes | |
| Local purpose levy | \$1,563,868.80 |
| | 654,797.99 |
| Total tax levy (tax duplicate) .. | \$2,218,666.79 |
| Per Capita Total Tax Levy | \$92.50 |
| Current | |
| 1952 taxes levied (total) | \$2,258,164.64 |
| Collected in 1952 | \$2,168,038.56 |
| Per cent of levy collected in 1952 ... | 96.00 |
| Transferred to liens | 7,779.79 |
| Cancelled, abated or adjusted .. | 12.40 |
| Outstanding December 31, 1952 .. | \$82,333.89 |
| All Prior Years Outstanding | |
| Balance January 1, 1952 | \$136,765.75 |
| Collected in 1952 | 83,931.36 |
| Balance December 31, 1952 | \$52,556.25 |
| Tax Title Liens Outstanding | |
| Balance January 1, 1952 | \$77,447.50 |
| Redeemed by cash | 4,714.83 |
| Balance December 31, 1952 | \$72,607.05 |
| Property Acquired by Deed or Foreclosure | |
| Balance January 1, 1952 | \$85,030.00 |
| Sale for cash | |
| Balance December 31, 1952 | \$95,430.00 |
| CAPITAL DEBT, DECEMBER 31, 1952 | |
| Gross Debt | |
| School debt | \$2,653,000.00 |
| Self-liquidating debt .. | 803,000.00 |
| Other capital debt .. | 2,326,000.00 |
| TOTAL GROSS DEBT | \$5,782,000.00 |
| Per Capita Gross Debt | \$242.08 |
| Deductions for | |
| School debt | \$2,072,373.00 |
| Self-liquidating debt .. | 803,000.00 |
| Other capital debt .. | 823,899.00 |
| TOTAL DEDUCTIONS | 3,699,272.00 |
| NET DEBT | \$2,082,728.00 |
| Average Assessed Valuations | |
| Real Property 1950-1951-1952 .. | \$25,904,666.00 |
| Per Cent of Net Debt | 8.03 |
| CURRENT FINANCES DECEMBER 31, 1952 | |
| Cash | \$262,302.82 |
| Taxes receivable | 134,890.14 |
| Tax title liens | 72,607.05 |
| Foreclosed property | 95,430.00 |
| Accounts receivable | 114.02 |
| State road aid receivable .. | 16,669.00 |
| Emergencies and deferred charges .. | |
| TOTAL ASSETS | \$582,013.03 |
| Cash liabilities | \$88,528.71 |
| Reserves | 303,041.21 |
| Surplus revenue | 190,443.11 |
| TOTAL LIABILITIES AND SURPLUS | \$582,013.03 |

FAIRVIEW BOROUGH—BERGEN COUNTY

Population Census, 1950—8,661

Land Area 0.9 sq. mi.

Net Valuation Taxable \$7,850,953

| | |
|--|---------------------|
| EXPENDITURES AND REQUIRED PAYMENTS FOR 1952 | |
| General Government | |
| Administrative and executive | \$20,733.06 |
| Assessment and collection of taxes | 10,791.52 |
| Finance Department | 250.00 |
| Protection to Persons & Property | |
| Fire | 22,670.11 |
| Police | 76,651.93 |
| Other | |
| Streets and Roads | |
| Repairs and maintenance | 27,676.92 |
| Street lighting | 8,000.00 |
| Sanitation | |
| Street cleaning | |
| Garbage and ash removal | 16,900.00 |
| Sewers | 43,603.91 |
| Health and Charities | |
| Health service | 6,050.00 |
| Poor (including relief) | 5,970.00 |
| Hospitals (aid and maintenance) .. | 400.00 |
| Other | |
| Recreation | |
| Beaches and boardwalks | |
| Parks and playgrounds | |
| Other | |
| Educational | |
| (Exclusive of school districts) .. | 2,482.84 |
| Unclassified Purposes | |
| (Including contingent) | 4,582.00 |
| SUB-TOTAL—Municipal functions.. | \$246,762.29 |
| Per Capita—Municipal functions | |
| Capital imp'ts and capital imp't fund | \$28.49 |
| Debt Service | \$20,500.00 |
| Principal payments .. | \$30,000.00 |
| Interest payments .. | 13,231.82 |
| Total | 43,231.82 |
| Per Capita Debt Service | |
| Deferred Charges and Statutory Expenditures | \$4.09 |
| Emergencies | |
| Other deferred chgs. .. | \$12,203.53 |
| Total | 12,203.53 |
| TOTAL—Municipal expenditures .. | \$322,697.64 |
| Required Payments for Local School, County, and Special District Taxes | |
| TOTAL EXPENDITURES AND REQUIRED PAYMENTS | \$627,916.70 |
| Reserve for uncollected taxes | \$54,037.48 |
| GRAND TOTAL—Budget | \$681,954.18 |
| RECEIPTS AND REVENUES REALIZED IN 1952 TO MEET EXPENDITURES AND REQUIRED PAYMENTS | |
| Surplus revenue appropriated .. | \$48,000.00 |
| Miscellaneous revenues realized .. | 76,133.62 |
| State aid revenues realized | 12,497.00 |
| Delinquent taxes including | |
| liens—1952 collections | 22,686.11 |
| Current taxes—1952 collections.. | 519,587.27 |
| Emergency borrowings | |
| TOTAL RECEIPTS AND REVENUES REALIZED | \$678,904.00 |

CAPITAL OUTLAY—1952

| | |
|----------------------------------|------------|
| Beaches and boardwalks | |
| Buildings and equipment | |
| Parks and playgrounds | \$5,439.08 |
| Sewers | |
| Streets, roads and bridges | |
| Water supply | |
| Other | |

| | |
|------------------------------|---------------|
| Tax rate | \$6.89 |
| Local school tax rate | 3.08 |
| County tax rate | 0.81 |
| Local purpose tax rate | 3.00 |

TAXES

| | | |
|--|--------------|---------------------|
| Local school tax ... | \$241,536.65 | |
| County taxes | 63,682.41 | |
| Special district taxes | | |
| Local purpose levy | | \$305,219.06 |
| | | 235,038.12 |
| Total tax levy (tax duplicate) .. | | \$540,257.18 |

| | |
|--|----------------|
| Per Capita Total Tax Levy | \$62.38 |
|--|----------------|

| | |
|---------------------------------------|--------------|
| Current | |
| 1952 taxes levied (total) | \$544,169.20 |
| Collected in 1952 | 519,587.27 |
| Per cent of levy collected in 1952 .. | 95.48 |
| Transferred to liens | 2,633.99 |
| Cancelled, abated or adjusted .. | 2,841.03 |
| Outstanding December 31, 1952 .. | \$19,106.91 |

| | |
|------------------------------------|-------------|
| All Prior Years Outstanding | |
| Balance January 1, 1952 | \$19,821.28 |
| Collected in 1952 | 18,584.35 |
| Balance December 31, 1952 | \$411.57 |

| | |
|------------------------------------|-------------|
| Tax Title Liens Outstanding | |
| Balance January 1, 1952 | \$76,139.25 |
| Redeemed by cash | 4,201.76 |
| Balance December 31, 1952 | \$20,916.38 |

| | |
|---|------------|
| Property Acquired by Deed or Foreclosure | |
| Balance January 1, 1952 | \$5,625.00 |
| Sale for cash | 24,276.00 |
| Balance December 31, 1952 | \$8,675.00 |

CAPITAL DEBT, DECEMBER 31, 1952

| | |
|------------------------------------|---------------------|
| Gross Debt | |
| School debt | \$92,000.00 |
| Self-liquidating debt .. | |
| Other capital debt .. | 398,500.00 |
| TOTAL GROSS DEBT | \$490,500.00 |
| Per Capita Gross Debt | |
| | \$56.63 |

| | |
|-------------------------------|---------------------|
| Deductions for | |
| School debt | \$92,000.00 |
| Self-liquidating debt .. | |
| Other capital debt .. | 133,821.00 |
| TOTAL DEDUCTIONS | 225,821.00 |
| NET DEBT | \$264,679.00 |

| | |
|------------------------------------|----------------|
| Average Assessed Valuations | |
| Real Property 1950-1951-1952 .. | \$7,126,014.00 |
| Per Cent of Net Debt | 3.71 |

CURRENT FINANCES DECEMBER 31, 1952

| | |
|-------------------------------------|---------------------|
| Cash | \$182,597.10 |
| Taxes receivable | 19,518.48 |
| Tax title liens | 20,916.38 |
| Foreclosed property | 8,675.00 |
| Accounts receivable | |
| State road aid receivable | |
| Emergencies and deferred charges .. | |
| TOTAL ASSETS | \$231,706.96 |

| | |
|--|---------------------|
| Cash liabilities | \$22,514.38 |
| Reserves | 49,109.86 |
| Surplus revenue | 160,082.72 |
| TOTAL LIABILITIES AND SURPLUS | \$231,706.96 |

FANWOOD BOROUGH—UNION COUNTY

Population Census, 1950—3,228 Land Area 1.4 sq. mi. Net Valuation Taxable \$4,066,778

EXPENDITURES AND REQUIRED PAYMENTS FOR 1952

General Government

| | |
|--|-------------|
| Administrative and executive | \$14,260.84 |
| Assessment and collection of taxes | 7,392.02 |
| Finance Department | 3,116.78 |

Protection to Persons & Property

| | |
|--------------|-----------|
| Fire | 9,683.43 |
| Police | 41,431.96 |
| Other | |

Streets and Roads

| | |
|-------------------------------|-----------|
| Repairs and maintenance | 32,566.13 |
| Street lighting | 6,705.80 |

Sanitation

| | |
|-------------------------------|----------|
| Street cleaning | |
| Garbage and ash removal | |
| Sewers | 6,362.11 |

Health and Charities

| | |
|---------------------------------------|----------|
| Health service | 3,950.00 |
| Poor (including relief) | 1,190.22 |
| Hospitals (aid and maintenance) | 500.00 |
| Other | 526.45 |

Recreation

| | |
|------------------------------|----------|
| Beaches and boardwalks | |
| Parks and playgrounds | 3,308.54 |
| Other | |

Educational
(Exclusive of school districts) .. 5,506.77

Unclassified Purposes
(Including contingent) .. 1,200.00

SUB-TOTAL—Municipal functions.. \$137,701.05

Per Capita—Municipal functions \$42.66

| | |
|---|-------------|
| Capital imp'ts and capital imp't fund | \$12,500.00 |
|---|-------------|

Debt Service

| | |
|-----------------------|-------------|
| Principal payments .. | \$11,450.00 |
| Interest payments .. | 2,222.75 |

Total

Per Capita Debt Service \$4.24

Deferred Charges and Statutory Expenditures

| | |
|-------------------------|------------|
| Emergencies | |
| Other deferred chgs. .. | \$1,353.00 |

Total

TOTAL—Municipal expenditures ... \$165,226.80

Required Payments for Local School, County, and Special District Taxes 195,531.85

TOTAL EXPENDITURES AND REQUIRED PAYMENTS \$360,758.65

Reserve for uncollected taxes

GRAND TOTAL—Budget \$389,022.40

RECEIPTS AND REVENUES REALIZED IN 1952 TO MEET EXPENDITURES AND REQUIRED PAYMENTS

| | |
|------------------------------------|-------------|
| Surplus revenue appropriated .. | \$35,000.00 |
| Miscellaneous revenues realized .. | 77,261.74 |
| State aid revenues realized | 4,563.34 |

Delinquent taxes including liens—1952 collections 12,363.87

Current taxes—1952 collections 309,709.17

Emergency borrowings

TOTAL RECEIPTS AND REVENUES REALIZED \$438,898.12

CAPITAL OUTLAY—1952

| | |
|----------------------------------|------------|
| Beaches and boardwalks | |
| Buildings and equipment | |
| Parks and playgrounds | |
| Sewers | |
| Streets, roads and bridges | \$4,965.18 |
| Water supply .. | |
| Other | |

| | |
|------------------------------|---------------|
| Tax rate | \$7.72 |
| Local school tax rate | 3.97 |
| County tax rate | 0.84 |
| Local purpose tax rate | 2.91 |

TAXES

| | |
|------------------------------|--------------|
| Local school tax ... | \$161,249.35 |
| County taxes | 34,282.50 |
| Special district taxes | |

| | |
|--------------------------|--------------|
| Local purpose levy | \$195,531.85 |
| | 118,027.75 |

Total tax levy (tax duplicate) .. \$313,559.61

Per Capita Total Tax Levy \$97.14

Current

| | |
|--|--------------|
| 1952 taxes levied (total) | \$330,134.30 |
| Collected in 1952 | 309,709.17 |
| Per cent of levy collected in 1952 ... | 93.81 |
| Transferred to liens | 2,412.15 |
| Cancelled, abated or adjusted | 902.22 |
| Outstanding December 31, 1952 .. | \$17,110.76 |

All Prior Years Outstanding

| | |
|---------------------------------|-------------|
| Balance January 1, 1952 | \$11,148.03 |
| Collected in 1952 | 10,819.02 |
| Balance December 31, 1952 | \$254.44 |

Tax Title Liens Outstanding

| | |
|---------------------------------|-------------|
| Balance January 1, 1952 | \$27,970.47 |
| Redeemed by cash | 1,544.85 |
| Balance December 31, 1952 | \$27,962.98 |

Property Acquired by Deed or Foreclosure

| | |
|---------------------------------|------------|
| Balance January 1, 1952 | \$2,000.00 |
| Sale for cash | 1,200.00 |
| Balance December 31, 1952 | \$2,300.00 |

CAPITAL DEBT, DECEMBER 31, 1952

Gross Debt

| | |
|--------------------------|--------------|
| School debt | \$215,528.00 |
| Self-liquidating debt .. | |
| Other capital debt .. | 85,389.00 |

TOTAL GROSS DEBT \$300,917.00

Per Capita Gross Debt \$93.22

Deductions for

| | |
|--------------------------|--------------|
| School debt | \$215,528.00 |
| Self-liquidating debt .. | |
| Other capital debt .. | 25,200.00 |

TOTAL DEDUCTIONS 240,728.00

NET DEBT \$60,189.00

Average Assessed Valuations

| | |
|---------------------------------|----------------|
| Real Property 1950-1951-1952 .. | \$3,432,140.00 |
| Per Cent of Net Debt | 1.75 |

CURRENT FINANCES DECEMBER 31, 1952

| | |
|-------------------------------------|-------------|
| Cash | \$91,309.98 |
| Taxes receivable | 17,365.20 |
| Tax title liens | 27,962.98 |
| Foreclosed property | 2,300.00 |
| Accounts receivable | 0.61 |
| State road aid receivable | 15,191.81 |
| Emergencies and deferred charges .. | |

TOTAL ASSETS \$154,130.58

| | |
|------------------------|-------------|
| Cash liabilities | \$26,772.17 |
| Reserves | 47,628.79 |
| Surplus revenue | 79,729.62 |

TOTAL LIABILITIES AND SURPLUS \$154,130.58

FAR HILLS BOROUGH—SOMERSET COUNTY

Population Census, 1950—600

Land Area 5.0 sq. mi.

Net Valuation Taxable \$1,012,029

EXPENDITURES AND REQUIRED PAYMENTS FOR 1952

| | |
|--|--------------------|
| General Government | |
| Administrative and executive | \$4,600.00 |
| Assessment and collection of taxes | 1,450.00 |
| Finance Department | 500.00 |
| Protection to Persons & Property | |
| Fire | 2,550.00 |
| Police | 6,050.00 |
| Other | |
| Streets and Roads | |
| Repairs and maintenance | 7,261.11 |
| Street lighting | 1,000.00 |
| Sanitation | |
| Street cleaning | |
| Garbage and ash removal | 300.00 |
| Sewers | 2,100.00 |
| Health and Charities | |
| Health service | 250.00 |
| Poor (including relief) | 50.00 |
| Hospitals (aid and maintenance) | 200.00 |
| Other | |
| Recreation | |
| Beaches and boardwalks | |
| Parks and playgrounds | 2,250.00 |
| Other | |
| Educational (Exclusive of school districts) .. | |
| | |
| Unclassified Purposes (Including contingent) | |
| | 50.00 |
| SUB-TOTAL—Municipal functions.. | \$28,611.11 |

| | |
|---|----------------|
| Per Capita—Municipal functions | \$47.69 |
| Capital imp'ts and capital imp't fund | |
| Debt Service | |
| Principal payments | |
| Interest payments | |
| Total | |

| | |
|--|--------------------|
| Per Capita Debt Service | |
| Deferred Charges and Statutory Expenditures | |
| Emergencies | \$2,000.00 |
| Other deferred chgs. | 2,072.18 |
| Total | \$4,072.18 |
| TOTAL—Municipal expenditures .. | \$32,683.29 |

| | |
|---|------------------|
| Required Payments for Local School, County, and Special District Taxes | 38,779.95 |
|---|------------------|

| | |
|---|--------------------|
| TOTAL EXPENDITURES AND REQUIRED PAYMENTS | \$71,463.24 |
| Reserve for uncollected taxes | \$5,005.50 |
| GRAND TOTAL—Budget | \$76,468.74 |

| | |
|--|--------------------|
| RECEIPTS AND REVENUES REALIZED IN 1952 TO MEET EXPENDITURES AND REQUIRED PAYMENTS | |
| Surplus revenue appropriated .. | \$10,000.00 |
| Miscellaneous revenues realized .. | 4,444.59 |
| State aid revenues realized | 1,366.48 |
| Delinquent taxes including | |
| Hens—1952 collections | |
| Current taxes—1952 collections.. | 62,506.31 |
| Emergency borrowings | |
| TOTAL RECEIPTS AND REVENUES REALIZED | \$78,317.38 |

CAPITAL OUTLAY—1952

| | |
|----------------------------------|-------|
| Beaches and boardwalks | |
| Buildings and equipment | |
| Parks and playgrounds | |
| Sewers | |
| Streets, roads and bridges | |
| Water supply | |
| Other | |

| | |
|-----------------------------|---------------|
| Tax rate | \$6.18 |
| Local school tax rate | 2.89 |
| County tax rate | 0.94 |
| Local purpose tax rate | 2.35 |

TAXES

| | | |
|--|--------------------|-------------|
| Local school tax ... | \$29,250.00 | |
| County taxes | 9,529.95 | |
| Special district taxes | | |
| Local purpose levy | | \$38,779.95 |
| Total tax levy (tax duplicate) .. | \$62,423.74 | |
| Per Capita Total Tax Levy | \$104.04 | |

| | |
|--|-------------|
| Current | |
| 1952 taxes levied (total) | \$62,568.11 |
| Collected in 1952 | 62,506.31 |
| Per cent of levy collected in 1952 ... | 99.90 |
| Transferred to liens | |
| Cancelled, abated or adjusted | 61.80 |
| Outstanding December 31, 1952 .. | |

| | |
|------------------------------------|-------|
| All Prior Years Outstanding | |
| Balance January 1, 1952 | |
| Collected in 1952 | |
| Balance December 31, 1952 | |

| | |
|------------------------------------|-------|
| Tax Title Liens Outstanding | |
| Balance January 1, 1952 | |
| Redeemed by cash | |
| Balance December 31, 1952 | |

| | |
|---|-------|
| Property Acquired by Deed or Foreclosure | |
| Balance January 1, 1952 | |
| Sale for cash | |
| Balance December 31, 1952 | |

CAPITAL DEBT, DECEMBER 31, 1952

| | |
|-------------------------------|--------------|
| Gross Debt | |
| School debt | |
| Self-liquidating debt. | |
| Other capital debt .. | |
| TOTAL GROSS DEBT | |

| | |
|------------------------------------|--------------|
| Per Capita Gross Debt | |
|------------------------------------|--------------|

| | |
|-------------------------------|--------------|
| Deductions for | |
| School debt | |
| Self-liquidating debt. | |
| Other capital debt .. | |
| TOTAL DEDUCTIONS | |

NET DEBT

| | |
|------------------------------------|--------------|
| Average Assessed Valuations | |
| Real Property 1950-1951-1952.. | \$874,226.00 |
| Per Cent of Net Debt | |

CURRENT FINANCES DECEMBER 31, 1952

| | |
|-------------------------------------|--------------------|
| Cash | \$22,574.15 |
| Taxes receivable | |
| Tax title liens | |
| Foreclosed property | |
| Accounts receivable | 198.86 |
| State road aid receivable | |
| Emergencies and deferred charges .. | 300.00 |
| TOTAL ASSETS | \$23,073.01 |

| | |
|--|--------------------|
| Cash liabilities | \$5,305.38 |
| Reserves | 198.86 |
| Surplus revenue | 17,568.77 |
| TOTAL LIABILITIES AND SURPLUS | \$23,073.01 |

FARMINGDALE BOROUGH—MONMOUTH COUNTY

Population Census, 1950—755

Land Area 0.5 sq. mi.

Net Valuation Taxable \$55,666

| | |
|--|-------------------|
| EXPENDITURES AND REQUIRED PAYMENTS FOR 1952 | |
| General Government | |
| Administrative and executive | \$2,499.27 |
| Assessment and collection of taxes | 619.07 |
| Finance Department | |
| Protection to Persons & Property | |
| Fire | 700.00 |
| Police | 532.57 |
| Other | |
| Streets and Roads | |
| Repairs and maintenance | 1,601.75 |
| Street lighting | 1,454.04 |
| Sanitation | |
| Street cleaning | |
| Garbage and ash removal | 225.00 |
| Sewers | |
| Health and Charities | |
| Health service | 40.79 |
| Poor (including relief) | 24.38 |
| Hospitals (aid and maintenance) | |
| Other | |
| Recreation | |
| Benches and boardwalks | |
| Parks and playgrounds | |
| Other | |
| Educational | |
| (Exclusive of school districts) .. | 120.00 |
| Unclassified Purposes | |
| (Including contingent) | 157.16 |
| SUB-TOTAL—Municipal functions.. | \$7,974.03 |

| | |
|---|-------------------|
| Per Capita—Municipal functions | \$10.56 |
| Capital imp'ts and capital imp't fund | |
| Debt Service | |
| Principal payments .. | |
| Interest payments .. | |
| Total | |
| Per Capita Debt Service | |
| Deferred Charges and Statutory Expenditures | |
| Emergencies | |
| Other deferred chgs | |
| Total | |
| TOTAL—Municipal expenditures .. | \$7,974.03 |

| | |
|---|------------------|
| Required Payments for Local School, County, and Special District Taxes | 37,222.29 |
|---|------------------|

| | |
|---|--------------------|
| TOTAL EXPENDITURES AND REQUIRED PAYMENTS | \$45,196.32 |
| Reserve for uncollected taxes | \$3,882.82 |
| GRAND TOTAL—Budget | \$49,079.14 |

| | |
|--|--------------------|
| RECEIPTS AND REVENUES REALIZED IN 1952 TO MEET EXPENDITURES AND REQUIRED PAYMENTS | |
| Surplus revenue appropriated .. | \$3,000.00 |
| Miscellaneous revenues realized .. | 4,543.72 |
| State aid revenues realized | 1,350.00 |
| Delinquent taxes including | |
| liens—1952 collections | 2,127.83 |
| current taxes—1952 collections .. | 39,828.93 |
| Emergency borrowings | |
| TOTAL RECEIPTS AND REVENUES REALIZED | \$50,850.48 |

CAPITAL OUTLAY—1952

| | |
|----------------------------------|-------|
| Beaches and boardwalks | |
| Buildings and equipment | |
| Parks and playgrounds | |
| Sewers | |
| Streets, roads and bridges | |
| Water supply | |
| Other | |

| | |
|------------------------------|---------------|
| Tax rate | \$7.41 |
| Local school tax rate | 5.09 |
| County tax rate | 1.61 |
| Local purpose tax rate | .71 |

TAXES

| | | |
|--|-------------|--------------------|
| Local school tax ... | \$28,289.81 | |
| County taxes | 8,932.48 | |
| Special district taxes | | |
| Local purpose levy | | \$37,222.29 |
| | | 5,077.82 |
| Total tax levy (tax duplicate) .. | | \$42,300.11 |

| | |
|--|----------------|
| Per Capita Total Tax Levy | \$56.03 |
|--|----------------|

| | |
|---------------------------------------|-------------|
| Current | |
| 1952 taxes levied (total) | \$42,700.78 |
| Collected in 1952 | 39,828.93 |
| Per cent of levy collected in 1952 .. | 93.27 |
| Transferred to liens | 22.23 |
| Cancelled, abated or adjusted | |
| Outstanding December 31, 1952 .. | \$2,849.62 |

| | |
|------------------------------------|------------|
| All Prior Years Outstanding | |
| Balance January 1, 1952 | \$2,555.08 |
| Collected in 1952 | 2,127.83 |
| Balance December 31, 1952 | \$418.25 |

| | |
|------------------------------------|-------|
| Tax Title Liens Outstanding | |
| Balance January 1, 1952 | |
| Redeemed by cash | |
| Balance December 31, 1952 | |

| | |
|---|-------|
| Property Acquired by Deed or Foreclosure | |
| Balance January 1, 1952 | |
| Sale for cash | |
| Balance December 31, 1952 | |

CAPITAL DEBT, DECEMBER 31, 1952

| | |
|------------------------------------|--------------------|
| Gross Debt | |
| School debt | \$22,000.00 |
| Self-liquidating debt .. | 9,000.00 |
| Other capital debt .. | |
| TOTAL GROSS DEBT | \$31,000.00 |
| Per Capita Gross Debt | \$41.06 |

| | |
|-------------------------------|------------------|
| Deductions for | |
| School debt | \$22,000.00 |
| Self-liquidating debt .. | 9,000.00 |
| Other capital debt .. | |
| TOTAL DEDUCTIONS | 31,000.00 |
| NET DEBT | |

| | |
|------------------------------------|--------------|
| Average Assessed Valuations | |
| Real Property 1950-1951-1952 .. | \$505,744.00 |
| Per Cent of Net Debt | |

CURRENT FINANCES DECEMBER 31, 1952

| | |
|-------------------------------------|--------------------|
| Cash | \$14,783.65 |
| Taxes receivable | 3,267.87 |
| Tax title liens | |
| Foreclosed property | |
| Accounts receivable | 25.39 |
| State road aid receivable | |
| Emergencies and deferred charges .. | |
| TOTAL ASSETS | \$18,076.91 |

| | |
|--|--------------------|
| Cash liabilities | \$309.38 |
| Reserves | 3,293.26 |
| Surplus revenue | 14,474.27 |
| TOTAL LIABILITIES AND SURPLUS | \$18,076.91 |

FIELDSBORO BOROUGH—BURLINGTON COUNTY

Population Census, 1950—589

Land Area 0.3 sq. mi.

Net Valuation Taxable \$177,214

| | |
|--|--------------------|
| EXPENDITURES AND REQUIRED PAYMENTS FOR 1952 | |
| General Government | |
| Administrative and executive | \$3,165.00 |
| Assessment and collection of taxes | 750.00 |
| Finance Department | |
| Protection to Persons & Property | |
| Fire | 200.00 |
| Police | 1,145.00 |
| Other | |
| Streets and Roads | |
| Repairs and maintenance | 4,915.00 |
| Street lighting | 900.00 |
| Sanitation | |
| Street cleaning | |
| Garbage and ash removal | 990.00 |
| Sewers | |
| Health and Charities | |
| Health service | 80.00 |
| Poor (including relief) | 100.00 |
| Hospitals (aid and maintenance) | |
| Other | |
| Recreation | |
| Beaches and boardwalks | |
| Parks and playgrounds | |
| Other | |
| Educational | |
| (Exclusive of school districts) .. | |
| Unclassified Purposes | |
| (Including contingent) | 100.00 |
| SUB-TOTAL—Municipal functions.. | \$12,345.00 |

| | |
|--|-----------------|
| Per Capita—Municipal functions | \$20.06 |
| Capital imp'ts and capital imp't fund | |
| Debt Service | |
| Principal payments | |
| Interest payments | |
| Total | |
| Per Capita Debt Service | |
| Deferred Charges and Statutory Expenditures | |
| Emergencies | |
| Other deferred chgs. | \$305.09 |
| Total | \$305.09 |

| | |
|--|--------------------|
| TOTAL—Municipal expenditures .. | \$12,650.09 |
|--|--------------------|

| | |
|---|------------------|
| Required Payments for Local School, County, and Special District Taxes | 15,115.97 |
|---|------------------|

| | |
|---|--------------------|
| TOTAL EXPENDITURES AND REQUIRED PAYMENTS | \$27,766.06 |
|---|--------------------|

| | |
|-------------------------------------|--------------------|
| Reserve for uncollected taxes | \$3,676.28 |
| GRAND TOTAL—Budget | \$31,442.34 |

| | |
|--|--------------------|
| RECEIPTS AND REVENUES REALIZED IN 1952 TO MEET EXPENDITURES AND REQUIRED PAYMENTS | |
| Surplus revenue appropriated .. | \$3,000.00 |
| Miscellaneous revenues realized .. | 6,152.81 |
| State aid revenues realized | 3,390.00 |
| Delinquent taxes including | |
| liens—1952 collections | 3,426.74 |
| Current taxes—1952 collections .. | 13,058.26 |
| Emergency borrowings | |
| TOTAL RECEIPTS AND REVENUES REALIZED | \$29,027.81 |

CAPITAL OUTLAY—1952

| | |
|----------------------------------|-------|
| Beaches and boardwalks | |
| Buildings and equipment | |
| Parks and playgrounds | |
| Sewers | |
| Streets, roads and bridges | |
| Water supply | |
| Other | |

| | |
|------------------------------|---------------|
| Tax rate | \$9.32 |
| Local school tax rate | 6.27 |
| County tax rate | 2.26 |
| Local purpose tax rate | 0.79 |

TAXES

| | |
|--|--------------------|
| Local school tax | \$11,105.09 |
| County taxes | 4,010.88 |
| Special district taxes | |
| Local purpose levy | \$15,115.97 |
| | 1,400.00 |
| Total tax levy (tax duplicate) .. | \$16,515.97 |
| Per Capita Total Tax Levy | |
| | \$28.04 |

| | |
|--|-------------------|
| Current | |
| 1952 taxes levied (total) | \$16,516.35 |
| Collected in 1952 | 13,058.26 |
| Per cent of levy collected in 1952 | 79.06 |
| Transferred to liens | |
| Cancelled, abated or adjusted | |
| Outstanding December 31, 1952 .. | \$3,458.09 |

| | |
|------------------------------------|----------------|
| All Prior Years Outstanding | |
| Balance January 1, 1952 | \$3,440.80 |
| Collected in 1952 | 3,426.74 |
| Balance December 31, 1952 | \$14.05 |

| | |
|------------------------------------|-------|
| Tax Title Liens Outstanding | |
| Balance January 1, 1952 | |
| Redeemed by cash | |
| Balance December 31, 1952 | |

| | |
|---|-----------------|
| Property Acquired by Deed or Foreclosure | |
| Balance January 1, 1952 | \$850.00 |
| Sale for cash | |
| Balance December 31, 1952 | \$850.00 |

CAPITAL DEBT, DECEMBER 31, 1952

| | |
|------------------------------------|-------------------|
| Gross Debt | |
| School debt | \$5,000.00 |
| Self-liquidating debt | |
| Other capital debt | |
| TOTAL GROSS DEBT | \$5,000.00 |
| Per Capita Gross Debt | \$8.49 |

| | |
|-------------------------------|-----------------|
| Deductions for | |
| School debt | \$5,000.00 |
| Self-liquidating debt | |
| Other capital debt | |
| TOTAL DEDUCTIONS | 5,000.00 |
| NET DEBT | |

| | |
|------------------------------------|--------------|
| Average Assessed Valuations | |
| Real Property 1950-1951-1952 .. | \$169,117.00 |
| Per Cent of Net Debt | |

CURRENT FINANCES DECEMBER 31, 1952

| | |
|-------------------------------------|--------------------|
| Cash | \$6,906.23 |
| Taxes receivable | 3,472.14 |
| Tax title liens | |
| Foreclosed property | 850.00 |
| Accounts receivable | 168.77 |
| State road aid receivable | |
| Emergencies and deferred charges .. | |
| TOTAL ASSETS | \$11,397.14 |

| | |
|--|--------------------|
| Cash liabilities | \$4,105.84 |
| Reserves | 4,490.91 |
| Surplus revenue | 2,800.39 |
| TOTAL LIABILITIES AND SURPLUS | \$11,397.14 |

FLEMINGTON BOROUGH—HUNTERDON COUNTY

Population Census, 1950—3,058

Land Area 1.3 sq. mi.

Net Valuation Taxable \$3,789,716

| | |
|--|--------------------|
| EXPENDITURES AND REQUIRED PAYMENTS FOR 1952 | |
| General Government | |
| Administrative and executive | \$6,785.00 |
| Assessment and collection of taxes | 3,300.00 |
| Finance Department | |
| Protection to Persons & Property | |
| Fire | 12,900.00 |
| Police | 16,550.00 |
| Other | |
| Streets and Roads | |
| Repairs and maintenance | 13,821.00 |
| Street lighting | 6,000.00 |
| Sanitation | |
| Street cleaning | |
| Garbage and ash removal | 12,650.00 |
| Sewers | 9,800.00 |
| Health and Charities | |
| Health service | 650.00 |
| Poor (including relief) | 1,410.00 |
| Hospitals (aid and maintenance) .. | |
| Other | |
| Recreation | |
| Beaches and boardwalks | |
| Parks and playgrounds | 625.00 |
| Other | 250.00 |
| Educational | |
| (Exclusive of school districts) .. | 7,600.00 |
| Unclassified Purposes | |
| (Including contingent) | 1,075.00 |
| SUB-TOTAL—Municipal functions.. | \$93,416.00 |

| | |
|--|---------------------|
| Per Capita—Municipal functions | \$30.55 |
| Capital imp'ts and capital imp't fund | \$26,000.00 |
| Debt Service | |
| Principal payments | |
| Interest payments | |
| Total | |
| Per Capita Debt Service | |
| Deferred Charges and Statutory Expenditures | |
| Emergencies | \$3,000.00 |
| Other deferred chgs. | |
| Total | 3,000.00 |
| TOTAL—Municipal expenditures .. | \$122,416.00 |

| | |
|---|-------------------|
| Required Payments for Local School, County, and Special District Taxes | 168,180.00 |
|---|-------------------|

| | |
|---|---------------------|
| TOTAL EXPENDITURES AND REQUIRED PAYMENTS | \$290,596.00 |
| Reserve for uncollected taxes | \$34,788.55 |
| GRAND TOTAL—Budget | \$325,384.55 |

| | |
|--|---------------------|
| RECEIPTS AND REVENUES REALIZED IN 1952 TO MEET EXPENDITURES AND REQUIRED PAYMENTS | |
| Surplus revenue appropriated .. | \$61,000.00 |
| Miscellaneous revenues realized. | 33,025.75 |
| State aid revenues realized | 2,401.00 |
| Delinquent taxes including | |
| Liens—1952 collections | 14,956.35 |
| Current taxes—1952 collections .. | 219,388.61 |
| Emergency borrowings | |
| TOTAL RECEIPTS AND REVENUES REALIZED | \$330,771.71 |

| | |
|----------------------------------|-------------|
| CAPITAL OUTLAY—1952 | |
| Beaches and boardwalks | |
| Buildings and equipment | |
| Parks and playgrounds | |
| Sewers | |
| Streets, roads and bridges | \$25,834.05 |
| Water supply | |
| Other | 45.80 |

| | |
|------------------------------|---------------|
| Tax rate | \$5.02 |
| Local school tax rate | 3.49 |
| County tax rate | 0.95 |
| Local purpose tax rate | 1.48 |

| | |
|--|---------------------|
| TAXES | |
| Local school tax ... | \$132,184.70 |
| County taxes | 35,995.30 |
| Special district taxes | |
| Local purpose levy | \$168,180.00 |
| | 61,720.55 |
| Total tax levy (tax duplicate) .. | \$229,900.55 |
| Per Capita Total Tax Levy | \$75.18 |

| | |
|--|--------------|
| Current | |
| 1952 taxes levied (total) | \$231,973.15 |
| Collected in 1952 | 219,388.61 |
| Per cent of levy collected in 1952 ... | 94.57 |
| Transferred to liens | |
| Cancelled, abated or adjusted | 123.56 |
| Outstanding December 31, 1952 .. | \$12,460.98 |

| | |
|------------------------------------|-------------|
| All Prior Years Outstanding | |
| Balance January 1, 1952 | \$16,508.07 |
| Collected in 1952 | 14,956.35 |
| Balance December 31, 1952 | \$1,206.68 |

| | |
|------------------------------------|-------|
| Tax Title Liens Outstanding | |
| Balance January 1, 1952 | |
| Redeemed by cash | |
| Balance December 31, 1952 | |

| | |
|---|-------|
| Property Acquired by Deed or Foreclosure | |
| Balance January 1, 1952 | |
| Sale for cash | |
| Balance December 31, 1952 | |

| | |
|--|---------------------|
| CAPITAL DEBT, DECEMBER 31, 1952 | |
| Gross Debt | |
| School debt | \$220,128.00 |
| Self-liquidating debt. | |
| Other capital debt .. | |
| TOTAL GROSS DEBT | \$220,128.00 |
| Per Capita Gross Debt | \$71.98 |

| | |
|-------------------------------|-------------------|
| Deductions for | |
| School debt | \$220,128.00 |
| Self-liquidating debt. | |
| Other capital debt .. | |
| TOTAL DEDUCTIONS | 220,128.00 |
| NET DEBT | |

| | |
|------------------------------------|----------------|
| Average Assessed Valuations | |
| Real Property 1950-1951-1952 .. | \$3,160,815.00 |
| Per Cent of Net Debt | |

| | |
|--|---------------------|
| CURRENT FINANCES DECEMBER 31, 1952 | |
| Cash | \$115,637.34 |
| Taxes receivable | 13,667.66 |
| Tax title liens | |
| Foreclosed property | |
| Accounts receivable | |
| State road aid receivable | |
| Emergencies and deferred charges .. | 2,300.00 |
| TOTAL ASSETS | \$131,605.00 |
| Cash liabilities | \$10,150.59 |
| Reserves | 13,667.66 |
| Surplus revenue | 107,786.75 |
| TOTAL LIABILITIES AND SURPLUS | \$131,605.00 |

FLORENCE TOWNSHIP—BURLINGTON COUNTY

Population Census, 1950—7,455 Land Area 9.68 sq. mi. Net Valuation Taxable \$6,898,194

| | |
|--|---------------------|
| EXPENDITURES AND REQUIRED PAYMENTS FOR 1952 | |
| General Government | |
| Administrative and executive | \$32,950.00 |
| Assessment and collection of taxes .. | 7,600.00 |
| Finance Department | 3,400.00 |
| Protection to Persons & Property | |
| Fire | 18,275.00 |
| Police | 52,341.00 |
| Other | |
| Streets and Roads | |
| Repairs and maintenance | 31,050.00 |
| Street lighting | 12,500.00 |
| Sanitation | |
| Street cleaning | |
| Garbage and ash removal | 31,825.01 |
| Sewers | |
| Health and Charities | |
| Health service | 1,924.99 |
| Poor (Including relief) | 1,320.00 |
| Hospitals (aid and maintenance) .. | |
| Other | 300.00 |
| Recreation | |
| Beaches and boardwalks | |
| Parks and playgrounds | 3,550.00 |
| Other | |
| Educational | |
| (Exclusive of school districts) .. | 1,500.00 |
| Unclassified Purposes | |
| (Including contingent) | 4,350.00 |
| SUB-TOTAL—Municipal functions.. | \$202,886.00 |

| | |
|--|---------------------|
| Per Capita—Municipal functions | \$27.21 |
| Capital Imp'ts and capital imp't fund | \$27,000.00 |
| Debt Service | |
| Principal payments .. | \$16,500.00 |
| Interest payments .. | 6,700.00 |
| Total | 23,200.00 |
| Per Capita Debt Service | |
| Deferred Charges and Statutory Expenditures | \$3.11 |
| Emergencies | \$2,111.11 |
| Other deferred chgs. | 10,836.40 |
| Total | 12,947.51 |
| TOTAL—Municipal expenditures .. | \$266,033.51 |

| | |
|---|---------------------|
| Required Payments for Local School, County, and Special District Taxes | 516,332.12 |
| TOTAL EXPENDITURES AND REQUIRED PAYMENTS | \$782,365.63 |
| Reserve for uncollected taxes | \$40,703.83 |
| GRAND TOTAL—Budget | \$823,069.46 |

| | |
|--|---------------------|
| RECEIPTS AND REVENUES REALIZED IN 1952 TO MEET EXPENDITURES AND REQUIRED PAYMENTS | |
| Surplus revenue appropriated .. | \$32,800.00 |
| Miscellaneous revenues realized .. | 80,308.56 |
| State aid revenues realized | 9,394.92 |
| Delinquent taxes including | |
| liens—1952 collections | 28,513.84 |
| Current taxes—1952 collections.. | 638,293.68 |
| Emergency borrowings | |
| TOTAL RECEIPTS AND REVENUES REALIZED | \$780,311.00 |

| | |
|----------------------------------|------------|
| CAPITAL OUTLAY—1952 | |
| Beaches and boardwalks | |
| Buildings and equipment | \$3,583.88 |
| Parks and playgrounds | |
| Sewers | 426.94 |
| Streets, roads and bridges | 12,740.60 |
| Water supply | |
| Other | |

| | |
|---|---------------------|
| Tax rate | \$9.74 |
| Local school tax rate | 5.22 |
| County tax rate | 2.26 |
| Local purpose tax rate | 2.26 |
| TAXES | |
| Local school tax ... | \$360,299.38 |
| County taxes | 156,032.74 |
| Special district taxes | |
| Local purpose levy | \$516,332.12 |
| Total tax levy (tax duplicate) .. | \$672,623.97 |
| Per Capita Total Tax Levy | |
| \$90.22 | |
| Current | |
| 1952 taxes levied (total) | \$673,807.76 |
| Collected in 1952 | 638,293.68 |
| Per cent of levy collected in 1952 ... | 94.73 |
| Transferred to liens | 203.57 |
| Cancelled, abated or adjusted .. | 540.57 |
| Outstanding December 31, 1952 .. | \$34,769.94 |
| All Prior Years Outstanding | |
| Balance January 1, 1952 | \$33,576.81 |
| Collected in 1952 | 27,991.46 |
| Balance December 31, 1952 | \$5,030.98 |
| Tax Title Liens Outstanding | |
| Balance January 1, 1952 | 3,633.99 |
| Redeemed by cash | 522.38 |
| Balance December 31, 1952 | |
| Property Acquired by Deed or Foreclosure | |
| Balance January 1, 1952 | |
| Sale for cash | \$886.73 |
| Balance December 31, 1952 | \$1,825.00 |

| | |
|--|-----------------------|
| CAPITAL DEBT, DECEMBER 31, 1952 | |
| Gross Debt | |
| School debt | \$690,000.00 |
| Self-liquidating debt .. | 435,000.00 |
| Other capital debt .. | 110,250.00 |
| TOTAL GROSS DEBT | \$1,235,250.00 |
| Per Capita Gross Debt | |
| \$165.60 | |
| Deductions for | |
| School debt | \$439,282.00 |
| Self-liquidating debt .. | 435,000.00 |
| Other capital debt .. | 916.00 |
| TOTAL DEDUCTIONS | 875,198.00 |
| NET DEBT | \$360,052.00 |

| | |
|------------------------------------|----------------|
| Average Assessed Valuations | |
| Real Property 1950-1951-1952.. | \$5,491,029.00 |
| Per Cent of Net Debt | 6.55 |

| | |
|--|---------------------|
| CURRENT FINANCES DECEMBER 31, 1952 | |
| Cash | \$230,333.87 |
| Taxes receivable | 39,800.92 |
| Tax title liens | |
| Foreclosed property | 1,825.00 |
| Accounts receivable | 628.92 |
| State road aid receivable | 10,900.00 |
| Emergencies and deferred charges .. | 2,250.00 |
| TOTAL ASSETS | \$285,738.71 |
| Cash liabilities | \$175,259.83 |
| Reserves | 42,254.84 |
| Surplus revenue | 68,224.04 |
| TOTAL LIABILITIES AND SURPLUS | \$285,738.71 |

FLORHAM PARK BOROUGH—MORRIS COUNTY

Population Census, 1950—2,385 Land Area 7.6 sq. mi. Net Valuation Taxable \$4,355,270

| | |
|--|---------------------|
| EXPENDITURES AND REQUIRED PAYMENTS FOR 1952 | |
| General Government | |
| Administrative and executive | \$21,993.71 |
| Assessment and collection of taxes | 13,250.00 |
| Finance Department | |
| Protection to Persons & Property | |
| Fire | 9,650.00 |
| Police | 26,116.00 |
| Other | |
| Streets and Roads | |
| Repairs and maintenance | 16,320.00 |
| Street lighting | 5,000.00 |
| Sanitation | |
| Street cleaning | |
| Garbage and ash removal | |
| Sewers | 7,023.12 |
| Health and Charities | |
| Health service | 3,275.00 |
| Poor (including relief) | |
| Hospitals (aid and maintenance) .. | |
| Other | 2,147.99 |
| Recreation | |
| Beaches and boardwalks | |
| Parks and playgrounds | |
| Other | |
| Educational | |
| (Exclusive of school districts) .. | 500.00 |
| Unclassified Purposes | |
| (Including contingent) | 1,950.00 |
| SUB-TOTAL—Municipal functions.. | \$107,225.82 |
| Per Capita—Municipal functions | |
| | \$44.96 |
| Capital imp'ts and capital imp't fund | \$20,350.00 |
| Debt Service | |
| Principal payments .. | \$7,000.00 |
| Interest payments .. | 2,865.00 |
| Total | 9,865.00 |
| Per Capita Debt Service | |
| | \$4.14 |
| Deferred Charges and Statutory Expenditures | |
| Emergencies | \$2,665.00 |
| Other deferred chgs. | 13,773.03 |
| Total | 16,438.03 |
| TOTAL—Municipal expenditures ... | \$153,878.85 |
| Required Payments for Local School, County, and Special District Taxes | |
| | 225,651.67 |
| TOTAL EXPENDITURES AND REQUIRED PAYMENTS | \$379,530.52 |
| Reserve for uncollected taxes | \$32,951.97 |
| GRAND TOTAL—Budget | \$412,482.49 |
| RECEIPTS AND REVENUES REALIZED IN 1952 TO MEET EXPENDITURES AND REQUIRED PAYMENTS | |
| Surplus revenue appropriated .. | \$41,000.00 |
| Miscellaneous revenues realized .. | 40,117.83 |
| State aid revenues realized | 4,568.00 |
| Delinquent taxes including | |
| liens—1952 collections | 17,597.54 |
| Current taxes—1952 collections.. | 321,785.49 |
| Emergency borrowings | |
| TOTAL RECEIPTS AND REVENUES REALIZED | \$425,068.86 |
| CAPITAL OUTLAY—1952 | |
| Beaches and boardwalks | |
| Buildings and equipment | |
| Parks and playgrounds | |
| Sewers | \$21,582.32 |
| Streets, roads and bridges | |
| Water supply | |
| Other | 1,415.00 |

| | |
|---|---------------------|
| Tax rate | \$7.59 |
| Local school tax rate | 4.14 |
| County tax rate | 1.04 |
| Local purpose tax rate | 2.41 |
| TAXES | |
| Local school tax ... | \$180,149.84 |
| County taxes | 45,501.83 |
| Special district taxes | |
| Local purpose levy | \$225,651.67 |
| | 104,787.12 |
| Total tax levy (tax duplicate) .. | \$330,438.79 |
| Per Capita Total Tax Levy | |
| | \$138.55 |
| Current | |
| 1952 taxes levied (total) | \$356,423.64 |
| Collected in 1952 | 321,785.49 |
| Per cent of levy collected in 1952 ... | 90.28 |
| Transferred to liens | 1,828.91 |
| Cancelled, abated or adjusted .. | 10,189.03 |
| Outstanding December 31, 1952 .. | \$22,620.21 |
| All Prior Years Outstanding | |
| Balance January 1, 1952 | \$16,828.46 |
| Collected in 1952 | 13,070.60 |
| Balance December 31, 1952 | \$3,757.86 |
| Tax Title Liens Outstanding | |
| Balance January 1, 1952 | \$19,028.90 |
| Redeemed by cash | 4,526.94 |
| Balance December 31, 1952 | \$16,330.87 |
| Property Acquired by Deed or Foreclosure | |
| Balance January 1, 1952 | \$13,850.00 |
| Sale for cash | |
| Balance December 31, 1952 | \$13,850.00 |
| CAPITAL DEBT, DECEMBER 31, 1952 | |
| Gross Debt | |
| School debt | \$330,200.00 |
| Self-liquidating debt. | 35,000.00 |
| Other capital debt .. | 93,768.00 |
| TOTAL GROSS DEBT | \$458,968.00 |
| Per Capita Gross Debt | |
| | \$192.44 |
| Deductions for | |
| School debt | \$212,486.00 |
| Self-liquidating debt. | 35,000.00 |
| Other capital debt .. | |
| TOTAL DEDUCTIONS | 247,486.00 |
| NET DEBT | \$211,482.00 |
| Average Assessed Valuations | |
| Real Property 1950-1951-1952 .. | \$3,541,437.00 |
| Per Cent of Net Debt | 5.97 |
| CURRENT FINANCES DECEMBER 31, 1952 | |
| Cash | \$124,236.01 |
| Taxes receivable | 26,378.07 |
| Tax title liens | 16,330.87 |
| Foreclosed property | 13,850.00 |
| Accounts receivable | 4,128.90 |
| State road aid receivable | |
| Emergencies and deferred charges .. | 2,221.99 |
| TOTAL ASSETS | \$187,145.84 |
| Cash liabilities | \$35,799.71 |
| Reserves | 60,687.84 |
| Surplus revenue | 90,658.29 |
| TOTAL LIABILITIES AND SURPLUS | \$187,145.84 |

FOLSOM BOROUGH—ATLANTIC COUNTY

Population Census, 1950—292

Land Area 8.79 sq. mi.

Net Valuation Taxable \$278,993

| | |
|--|--------------------|
| EXPENDITURES AND REQUIRED PAYMENTS FOR 1952 | |
| General Government | |
| Administrative and executive | \$2,973.13 |
| Assessment and collection of taxes | 3,166.94 |
| Finance Department | |
| Protection to Persons & Property | |
| Fire | 294.01 |
| Police | 1,290.50 |
| Other | |
| Streets and Roads | |
| Repairs and maintenance | 1,968.46 |
| Street lighting | 654.36 |
| Sanitation | |
| Street cleaning | |
| Garbage and ash removal | |
| Sewers | |
| Health and Charities | |
| Health service | 60.42 |
| Poor (including relief) | 751.60 |
| Hospitals (aid and maintenance) | |
| Other | |
| Recreation | |
| Beaches and boardwalks | |
| Parks and playgrounds | |
| Other | |
| Educational (Exclusive of school districts) | |
| Unclassified Purposes (Including contingent) | |
| SUB-TOTAL—Municipal functions.. | \$11,159.42 |
| Per Capita—Municipal functions | \$38.22 |
| Capital imp'ts and capital imp't fund | \$1,650.00 |
| Debt Service | |
| Principal payments | |
| Interest payments | |
| Total | |
| Per Capita Debt Service | |
| Deferred Charges and Statutory Expenditures | |
| Emergencies | |
| Other deferred chgs. | |
| Total | |
| TOTAL—Municipal expenditures | \$12,809.42 |
| Required Payments for Local School, County, and Special District Taxes | |
| | 16,832.40 |
| TOTAL EXPENDITURES AND REQUIRED PAYMENTS | \$29,641.82 |
| Reserve for uncollected taxes | \$2,502.90 |
| GRAND TOTAL—Budget | \$32,144.72 |
| RECEIPTS AND REVENUES REALIZED IN 1952 TO MEET EXPENDITURES AND REQUIRED PAYMENTS | |
| Surplus revenue appropriated | \$5,500.00 |
| Miscellaneous revenues realized | 7,504.94 |
| State aid revenues realized | 3,097.00 |
| Delinquent taxes including liens—1952 collections | 2,398.44 |
| Current taxes—1952 collections | 17,161.95 |
| Emergency borrowings | |
| TOTAL RECEIPTS AND REVENUES REALIZED | \$35,662.33 |
| CAPITAL OUTLAY—1952 | |
| Beaches and boardwalks | |
| Buildings and equipment | |
| Parks and playgrounds | |
| Sewers | |
| Streets, roads and bridges | |
| Water supply | |
| Other | |

| | |
|--|--------------------|
| Tax rate | \$6.94 |
| Local school tax rate | 4.30 |
| County tax rate | 1.73 |
| Local purpose tax rate | 0.91 |
| TAXES | |
| Local school tax | \$12,000.00 |
| County taxes | 4,832.40 |
| Special district taxes | |
| Local purpose levy | \$16,832.40 |
| | 2,502.90 |
| Total tax levy (tax duplicate) | \$19,335.30 |
| Per Capita Total Tax Levy \$66.22 | |
| Current | |
| 1952 taxes levied (total) | \$19,335.30 |
| Collected in 1952 | 17,161.95 |
| Per cent of levy collected in 1952 | 88.75 |
| Transferred to liens | 100.00 |
| Cancelled, abated or adjusted | 14.97 |
| Outstanding December 31, 1952 | \$2,058.38 |
| All Prior Years Outstanding | |
| Balance January 1, 1952 | \$1,822.05 |
| Collected in 1952 | 1,498.25 |
| Balance December 31, 1952 | \$282.93 |
| Tax Title Liens Outstanding | |
| Balance January 1, 1952 | \$15,032.17 |
| Redeemed by cash | 900.19 |
| Balance December 31, 1952 | \$12,207.50 |
| Property Acquired by Deed or Foreclosure | |
| Balance January 1, 1952 | |
| Sale for cash | |
| Balance December 31, 1952 | \$100.00 |

CAPITAL DEBT, DECEMBER 31, 1952

| | |
|--|--------------|
| Gross Debt | |
| School debt | |
| Self-liquidating debt. | |
| Other capital debt | |
| TOTAL GROSS DEBT | |
| Per Capita Gross Debt | |
| Deductions for | |
| School debt | |
| Self-liquidating debt. | |
| Other capital debt | |
| TOTAL DEDUCTIONS | |
| NET DEBT | |
| Average Assessed Valuations | |
| Real Property 1950-1951-1952 | \$185,010.00 |
| Per Cent of Net Debt | |

CURRENT FINANCES DECEMBER 31, 1952

| | |
|--|--------------------|
| Cash | \$23,263.85 |
| Taxes receivable | 2,341.31 |
| Tax title liens | 12,207.50 |
| Foreclosed property | 100.00 |
| Accounts receivable | 168.79 |
| State road aid receivable | 1,330.42 |
| Emergencies and deferred charges | 400.00 |
| TOTAL ASSETS | \$39,811.87 |
| Cash liabilities | \$3,773.07 |
| Reserves | 14,817.60 |
| Surplus revenue | 21,221.20 |
| TOTAL LIABILITIES AND SURPLUS | \$39,811.87 |

FORT LEE BOROUGH—BERGEN COUNTY

Population Census, 1950—11,648

Land Area 2.5 sq. mi.

Net Valuation Taxable \$16,893,231

| | |
|--|---------------------|
| EXPENDITURES AND REQUIRED PAYMENTS FOR 1952 | |
| General Government | |
| Administrative and executive | \$59,780.25 |
| Assessment and collection of taxes | 26,900.00 |
| Finance Department | |
| Protection to Persons & Property | |
| Fire | 37,700.00 |
| Police | 150,864.57 |
| Other | |
| Streets and Roads | |
| Repairs and maintenance | 41,000.00 |
| Street lighting | 20,000.00 |
| Sanitation | |
| Street cleaning | |
| Garbage and ash removal | 56,400.00 |
| Sewers | 58,758.14 |
| Health and Charities | |
| Health service | 11,672.84 |
| Poor (including relief) | 6,160.00 |
| Hospitals (aid and maintenance) | |
| Other | |
| Recreation | |
| Beaches and boardwalks | |
| Parks and playgrounds | 6,962.76 |
| Other | |
| Educational | |
| (Exclusive of school districts) .. | 5,500.00 |
| Unclassified Purposes | |
| (Including contingent) | 10,249.78 |
| SUB-TOTAL—Municipal functions.. | \$491,948.34 |

| | |
|---|----------------|
| Per Capita—Municipal functions | \$42.23 |
| Capital imp'ts and capital imp't fund | \$42,000.00 |
| Debt Service | |
| Principal payments .. | \$27,000.00 |
| Interest payments .. | 94,950.00 |

| | |
|--|----------------|
| Total | 121,950.00 |
| Per Capita Debt Service | \$10.47 |
| Deferred Charges and Statutory Expenditures | |
| Emergencies | \$2,000.00 |
| Other deferred chgs. | 25,954.24 |
| Total | 27,954.24 |

| | |
|---|---------------------|
| TOTAL—Municipal expenditures .. | \$683,852.58 |
| Required Payments for Local School, County, and Special District Taxes | |
| | 557,691.72 |

| | |
|---|-----------------------|
| TOTAL EXPENDITURES AND REQUIRED PAYMENTS | \$1,241,544.30 |
| Reserve for uncollected taxes | \$112,453.51 |
| GRAND TOTAL—Budget | \$1,353,997.81 |

| | |
|--|-----------------------|
| RECEIPTS AND REVENUES REALIZED IN 1952 TO MEET EXPENDITURES AND REQUIRED PAYMENTS | |
| Surplus revenue appropriated .. | \$118,400.00 |
| Miscellaneous revenues realized .. | 188,460.64 |
| State aid revenues realized | 11,885.79 |
| Delinquent taxes including | |
| liens—1952 collections | 57,229.02 |
| Current taxes—1952 collections .. | 981,196.70 |
| Emergency borrowings | |
| TOTAL RECEIPTS AND REVENUES REALIZED | \$1,357,172.15 |

CAPITAL OUTLAY—1952

| | |
|----------------------------------|-------------|
| Beaches and boardwalks | |
| Buildings and equipment | \$35,626.40 |
| Parks and playgrounds | |
| Sewers | |
| Streets, roads and bridges | 3,221.98 |
| Water supply | |
| Other | |

| | |
|------------------------------|---------------|
| Tax rate | \$6.05 |
| Local school tax rate | 2.51 |
| County tax rate | 0.79 |
| Local purpose tax rate | 2.75 |

TAXES

| | | |
|--|--------------|-----------------------|
| Local school tax ... | \$424,085.34 | |
| County taxes | 133,606.38 | |
| Special district taxes | | |
| Local purpose levy | | \$557,691.72 |
| | | 466,452.32 |
| Total tax levy (tax duplicate) .. | | \$1,024,144.04 |
| Per Capita Total Tax Levy | | \$87.92 |

| | |
|--|----------------|
| Current | |
| 1952 taxes levied (total) | \$1,047,865.65 |
| Collected in 1952 | 981,196.70 |
| Per cent of levy collected in 1952 ... | 93.63 |
| Transferred to liens | 11,636.01 |
| Cancelled, abated or adjusted | 1,491.32 |
| Outstanding December 31, 1952 .. | \$53,541.62 |

| | |
|------------------------------------|-------------|
| All Prior Years Outstanding | |
| Balance January 1, 1952 | \$49,081.97 |
| Collected in 1952 | 48,290.38 |
| Balance December 31, 1952 | \$58.87 |

| | |
|------------------------------------|--------------|
| Tax Title Liens Outstanding | |
| Balance January 1, 1952 | \$106,315.15 |
| Redeemed by cash | 8,938.64 |
| Balance December 31, 1952 | \$60,590.85 |

| | |
|---|--------------|
| Property Acquired by Deed or Foreclosure | |
| Balance January 1, 1952 | \$82,475.00 |
| Sale for cash | 9,350.00 |
| Balance December 31, 1952 | \$120,125.00 |

CAPITAL DEBT, DECEMBER 31, 1952

| | |
|------------------------------------|-----------------------|
| Gross Debt | |
| School debt | \$695,000.00 |
| Self-liquidating debt | |
| Other capital debt .. | 3,727,000.00 |
| TOTAL GROSS DEBT | \$4,422,000.00 |
| Per Capita Gross Debt | \$379.64 |

| | |
|-------------------------------|-----------------------|
| Deductions for | |
| School debt | \$695,000.00 |
| Self-liquidating debt | |
| Other capital debt .. | |
| TOTAL DEDUCTIONS | 695,000.00 |
| NET DEBT | \$3,727,000.00 |

| | |
|------------------------------------|-----------------|
| Average Assessed Valuations | |
| Real Property 1950-1951-1952 .. | \$13,865,539.00 |
| Per Cent of Net Debt | 26.87 |

CURRENT FINANCES DECEMBER 31, 1952

| | |
|-------------------------------------|---------------------|
| Cash | \$409,638.28 |
| Taxes receivable | 53,600.49 |
| Tax title liens | 60,590.85 |
| Foreclosed property | 120,125.00 |
| Accounts receivable | 1,601.00 |
| State road aid receivable | |
| Emergencies and deferred charges .. | 1,500.00 |
| TOTAL ASSETS | \$647,055.62 |

| | |
|------------------------|-------------|
| Cash Liabilities | \$81,322.70 |
| Reserves | 235,917.34 |
| Surplus revenue | 329,815.58 |

| | |
|--|---------------------|
| TOTAL LIABILITIES AND SURPLUS | \$647,055.62 |
|--|---------------------|

FRANKFORD TOWNSHIP—SUSSEX COUNTY

Population Census, 1950—1,530 Land Area 34.8 sq. mi. Net Valuation Taxable \$1,966,138

| | |
|--|---------------------|
| EXPENDITURES AND REQUIRED PAYMENTS FOR 1952 | |
| General Government | |
| Administrative and executive | \$6,500.00 |
| Assessment and collection of taxes | 2,480.00 |
| Finance Department | |
| Protection to Persons & Property | |
| Fire | 3,400.00 |
| Police | |
| Other | |
| Streets and Roads | |
| Repairs and maintenance | 35,993.64 |
| Street lighting | |
| Sanitation | |
| Street cleaning | |
| Garbage and ash removal | |
| Sewers | |
| Health and Charities | |
| Health service | 1,755.00 |
| Poor (including relief) | 204.25 |
| Hospitals (aid and maintenance) | 700.00 |
| Other | |
| Recreation | |
| Beaches and boardwalks | |
| Parks and playgrounds | |
| Other | |
| Educational | |
| (Exclusive of school districts) .. | |
| Unclassified Purposes | |
| (Including contingent) | 100.00 |
| SUB-TOTAL—Municipal functions.. | \$51,132.89 |
| Per Capita—Municipal functions | \$33.42 |
| Capital imp'ts and capital imp't fund | \$4,000.00 |
| Debt Service | |
| Principal payments .. | |
| Interest payments .. | |
| Total | |
| Per Capita Debt Service | |
| Deferred Charges and Statutory Expenditures | |
| Emergencies | |
| Other deferred chgs. | \$549.89 |
| Total | 549.89 |
| TOTAL—Municipal expenditures ... | \$55,682.78 |
| Required Payments for Local School, County, and Special District Taxes | |
| | 143,814.28 |
| TOTAL EXPENDITURES AND REQUIRED PAYMENTS | \$199,497.06 |
| Reserve for uncollected taxes | \$59,014.80 |
| GRAND TOTAL—Budget | \$258,661.67 |
| RECEIPTS AND REVENUES REALIZED IN 1952 TO MEET EXPENDITURES AND REQUIRED PAYMENTS | |
| Surplus revenue appropriated | \$25,000.00 |
| Miscellaneous revenues realized | 13,045.40 |
| State aid revenues realized | 6,971.00 |
| Delinquent taxes including | |
| liens—1952 collections | 37,413.91 |
| current taxes—1952 collections.. | 143,231.36 |
| Emergency borrowings | |
| TOTAL RECEIPTS AND REVENUES REALIZED | \$225,661.67 |
| CAPITAL OUTLAY—1952 | |
| Beaches and boardwalks | |
| Buildings and equipment | \$2,820.00 |
| Parks and playgrounds | |
| Sewers | |
| Streets, roads and bridges | 3,916.84 |
| Water supply | |
| Other | |

| | |
|---|---------------------|
| Local school tax rate | \$9.56 |
| Tax rate | 5.26 |
| County tax rate | 2.05 |
| Local purpose tax rate | 2.25 |
| TAXES | |
| Local school tax ... | \$103,454.46 |
| County taxes | 40,359.82 |
| Special district taxes | |
| Local purpose levy | \$143,814.28 |
| | 44,061.58 |
| Total tax levy (tax duplicate) .. | \$187,875.86 |
| Per Capita Total Tax Levy | |
| | \$122.79 |
| Current | |
| 1952 taxes levied (total) | \$187,772.82 |
| Collected in 1952 | 143,231.36 |
| Per cent of levy collected in 1952 ... | 76.28 |
| Transferred to liens | 90.78 |
| Cancelled, abated or adjusted .. | 54.94 |
| Outstanding December 31, 1952 .. | \$44,395.74 |
| All Prior Years Outstanding | |
| Balance January 1, 1952 | \$47,546.43 |
| Collected in 1952 | 37,413.91 |
| Balance December 31, 1952 | \$9,845.53 |
| Tax Title Liens Outstanding | |
| Balance January 1, 1952 | \$549.37 |
| Redeemed by cash | |
| Balance December 31, 1952 | \$640.15 |
| Property Acquired by Deed or Foreclosure | |
| Balance January 1, 1952 | |
| Sale for cash | |
| Balance December 31, 1952 | |
| CAPITAL DEBT, DECEMBER 31, 1952 | |
| Gross Debt | |
| School debt | \$319,000.00 |
| Self-liquidating debt .. | |
| Other capital debt .. | 4,000.00 |
| TOTAL GROSS DEBT | \$323,000.00 |
| Per Capita Gross Debt | |
| | \$211.11 |
| Deductions for | |
| School debt | \$100,175.00 |
| Self-liquidating debt .. | |
| Other capital debt .. | 4,000.00 |
| TOTAL DEDUCTIONS | 104,175.00 |
| NET DEBT | \$218,825.00 |
| Average Assessed Valuations | |
| Real Property 1950-1951-1952.. | \$1,669,588.00 |
| Per Cent of Net Debt | 13.10 |
| CURRENT FINANCES DECEMBER 31, 1952 | |
| Cash | \$55,017.54 |
| Taxes receivable | 54,241.27 |
| Tax title liens | 640.15 |
| Foreclosed property | |
| Accounts receivable | 2,942.79 |
| State road aid receivable .. | |
| Emergencies and deferred charges .. | |
| TOTAL ASSETS | \$112,841.75 |
| Cash liabilities | \$1,294.56 |
| Reserves | 57,824.21 |
| Surplus revenue | 53,722.98 |
| TOTAL LIABILITIES AND SURPLUS | \$112,841.75 |

FRANKLIN BOROUGH—SUSSEX COUNTY

Population Census, 1950—3,864 Land Area 4.4 sq. mi. Net Valuation Taxable \$3,808,497

| | |
|--|---------------------|
| EXPENDITURES AND REQUIRED PAYMENTS FOR 1952 | |
| General Government | |
| Administrative and executive | \$14,800.62 |
| Assessment and collection of taxes | 2,714.44 |
| Finance Department | |
| Protection to Persons & Property | |
| Fire | 7,992.50 |
| Police | 13,886.19 |
| Other | |
| Streets and Roads | |
| Repairs and maintenance | 35,103.07 |
| Street lighting | 8,335.00 |
| Sanitation | |
| Street cleaning | |
| Garbage and ash removal | 16,443.06 |
| Sewers | |
| Health and Charities | |
| Health service | 3,614.60 |
| Poor (including relief) | |
| Hospitals (aid and maintenance) .. | |
| Other | |
| Recreation | |
| Beaches and boardwalks | |
| Parks and playgrounds | 2,505.11 |
| Other | |
| Educational | |
| (Exclusive of school districts) .. | 310.77 |
| Unclassified Purposes | |
| (Including contingent) | 228.05 |
| SUB-TOTAL—Municipal functions.. | \$105,933.41 |
| Per Capita—Municipal functions | \$27.42 |
| Capital imp'ts and capital imp't fund | \$3,000.00 |
| Debt Service | |
| Principal payments .. | |
| Interest payments .. | |
| Total | |
| Per Capita Debt | |
| Service | |
| Deferred Charges and Statutory Expenditures | |
| Emergencies | \$1,000.00 |
| Other deferred chgs. | 1,816.80 |
| Total | 2,816.80 |
| TOTAL—Municipal expenditures .. | \$111,750.21 |
| Required Payments for Local School, County, and Special District Taxes | |
| | 233,914.08 |
| TOTAL EXPENDITURES AND REQUIRED PAYMENTS | \$345,664.29 |
| Reserve for uncollected taxes | \$63,330.03 |
| GRAND TOTAL—Budget | \$408,994.32 |
| RECEIPTS AND REVENUES REALIZED IN 1952 TO MEET EXPENDITURES AND REQUIRED PAYMENTS | |
| Surplus revenue appropriated .. | \$23,161.32 |
| Miscellaneous revenues realized .. | 32,048.67 |
| State aid revenues realized | 7,797.00 |
| Delinquent taxes including | |
| liens—1952 collections | 9,632.45 |
| Current taxes—1952 collections.. | 239,901.93 |
| Emergency borrowings | |
| TOTAL RECEIPTS AND REVENUES REALIZED | \$372,541.37 |
| CAPITAL OUTLAY—1952 | |
| Beaches and boardwalks | |
| Buildings and equipment | \$17,718.31 |
| Parks and playgrounds | |
| Sewers | |
| Streets, roads and bridges | 2,183.40 |
| Water supply | |
| Other | 19,025.00 |

| | |
|---|---------------------|
| Tax rate | \$10.20 |
| Local school tax rate | 4.10 |
| County tax rate | 2.04 |
| Local purpose tax rate | 4.15 |
| TAXES | |
| Local school tax ... | \$156,312.50 |
| County taxes | 77,601.58 |
| Special district taxes | |
| Local purpose levy | \$233,914.08 |
| | 158,821.51 |
| Total tax levy (tax duplicate) .. | \$392,735.59 |
| Per Capita Total Tax Levy | \$101.64 |
| Current | |
| 1952 taxes levied (total) | \$392,719.27 |
| Collected in 1952 | 239,901.93 |
| Per cent of levy collected in 1952 .. | 61.08 |
| Transferred to liens | 221.11 |
| Cancelled, abated or adjusted | 138,373.33 |
| Outstanding December 31, 1952 .. | \$14,222.90 |
| All Prior Years Outstanding | |
| Balance January 1, 1952 | \$11,071.01 |
| Collected in 1952 | 9,632.45 |
| Balance December 31, 1952 | \$1,438.56 |
| Tax Title Liens Outstanding | |
| Balance January 1, 1952 | \$1,890.51 |
| Redeemed by cash | |
| Balance December 31, 1952 | \$2,111.62 |
| Property Acquired by Deed or Foreclosure | |
| Balance January 1, 1952 | |
| Sale for cash | |
| Balance December 31, 1952 | |
| CAPITAL DEBT, DECEMBER 31, 1952 | |
| Gross Debt | |
| School debt | |
| Self-liquidating debt. | |
| Other capital debt .. | |
| TOTAL GROSS DEBT | |
| Per Capita Gross Debt | |
| Deductions for | |
| School debt | |
| Self-liquidating debt. | |
| Other capital debt .. | |
| TOTAL DEDUCTIONS | |
| NET DEBT | |
| Average Assessed Valuations | |
| Real Property 1950-1951-1952 .. | \$2,842,222.00 |
| Per Cent of Net Debt | |
| CURRENT FINANCES DECEMBER 31, 1952 | |
| Cash | \$43,550.81 |
| Taxes receivable | 15,661.46 |
| Tax title liens | 2,111.62 |
| Foreclosed property | |
| Accounts receivable | 52.12 |
| State road aid receivable | 6,000.00 |
| Emergencies and deferred charges .. | 318.45 |
| TOTAL ASSETS | \$67,694.46 |
| Cash liabilities | \$8,218.99 |
| Reserves | 17,825.20 |
| Surplus revenue | 41,650.27 |
| TOTAL LIABILITIES AND SURPLUS | \$67,694.46 |

FRANKLIN TOWNSHIP—GLOUCESTER COUNTY

Population Census, 1950—5,056

Land Area 54.13 sq. mi.

Net Valuation Taxable \$1,867,293

| | |
|--|---------------------|
| EXPENDITURES AND REQUIRED PAYMENTS FOR 1952 | |
| General Government | |
| Administrative and executive | \$10,375.00 |
| Assessment and collection of taxes | 7,260.00 |
| Finance Department | 550.00 |
| Protection to Persons & Property | |
| Fire | |
| Police | 2,180.00 |
| Other | |
| Streets and Roads | |
| Repairs and maintenance | 29,000.00 |
| Street lighting | 3,800.00 |
| Sanitation | |
| Street cleaning | |
| Garbage and ash removal | |
| Sewers | |
| Health and Charities | |
| Health service | 540.00 |
| Poor (including relief) | 1,750.00 |
| Hospitals (aid and maintenance) | |
| Other | |
| Recreation | |
| Beaches and boardwalks | |
| Parks and playgrounds | |
| Other | |
| Educational | |
| (Exclusive of school districts) .. | |
| Unclassified Purposes | |
| (Including contingent) | 75.00 |
| SUB-TOTAL—Municipal functions.. | \$55,530.00 |
| Per Capita—Municipal functions | \$10.98 |
| Capital imp'ts and capital imp't fund | \$6,475.00 |
| Debt Service | |
| Principal payments .. | \$10,000.00 |
| Interest payments .. | 1,395.00 |
| Total | 11,395.00 |
| Per Capita Debt Service | |
| | \$2.25 |
| Deferred Charges and Statutory Expenditures | |
| Emergencies | |
| Other deferred chgs. | |
| Total | |
| TOTAL—Municipal expenditures ... | \$73,400.00 |
| Required Payments for Local School, County, and Special District Taxes | |
| | 156,542.94 |
| TOTAL EXPENDITURES AND REQUIRED PAYMENTS | \$229,942.94 |
| Reserve for uncollected taxes | \$33,326.32 |
| GRAND TOTAL—Budget | \$263,269.26 |
| RECEIPTS AND REVENUES REALIZED IN 1952 TO MEET EXPENDITURES AND REQUIRED PAYMENTS | |
| Surplus revenue appropriated .. | \$23,245.19 |
| Miscellaneous revenues realized .. | 56,375.90 |
| State aid revenues realized | 9,771.20 |
| Delinquent taxes including | |
| liens—1952 collections | 28,301.85 |
| Current taxes—1952 collections.. | 126,269.43 |
| Emergency borrowings | |
| TOTAL RECEIPTS AND REVENUES REALIZED | \$243,063.57 |
| CAPITAL OUTLAY—1952 | |
| Beaches and boardwalks | |
| Buildings and equipment | |
| Parks and playgrounds | |
| Sewers | |
| Streets, roads and bridges | |
| Water supply | |
| Other | |

| | |
|---|---------------------|
| Tax rate | \$7.98 |
| Local school tax rate | 6.96 |
| County tax rate | 1.02 |
| Local purpose tax rate | ... |
| TAXES | |
| Local school tax ... | \$129,637.50 |
| County taxes | 19,110.17 |
| Special district taxes | 7,795.27 |
| Local purpose levy | \$156,542.94 |
| Total tax levy (tax duplicate) .. | \$156,542.94 |
| Per Capita Total Tax Levy | |
| | \$30.96 |
| Current | |
| 1952 taxes levied (total) | \$156,542.94 |
| Collected in 1952 | 126,269.43 |
| Per cent of levy collected in 1952 .. | 80.66 |
| Transferred to liens | |
| Cancelled, abated or adjusted .. | |
| Outstanding December 31, 1952 .. | \$30,273.51 |
| All Prior Years Outstanding | |
| Balance January 1, 1952 | \$28,266.79 |
| Collected in 1952 | 26,258.52 |
| Balance December 31, 1952 | \$2,008.27 |
| Tax Title Liens Outstanding | |
| Balance January 1, 1952 | \$66,413.88 |
| Redeemed by cash | 2,043.33 |
| Balance December 31, 1952 | \$64,370.55 |
| Property Acquired by Deed or Foreclosure | |
| Balance January 1, 1952 | \$14,690.00 |
| Sale for cash | 10,130.00 |
| Balance December 31, 1952 | \$4,560.00 |
| CAPITAL DEBT, DECEMBER 31, 1952 | |
| Gross Debt | |
| School debt | \$190,000.00 |
| Self-liquidating debt. | |
| Other capital debt .. | 21,000.00 |
| TOTAL GROSS DEBT | \$211,000.00 |
| Per Capita Gross Debt | |
| | \$41.73 |
| Deductions for | |
| School debt | \$100,965.00 |
| Self-liquidating debt. | |
| Other capital debt .. | |
| TOTAL DEDUCTIONS | 100,965.00 |
| NET DEBT | \$110,035.00 |
| Average Assessed Valuations | |
| Real Property 1950-1951-1952.. | \$1,682,755.00 |
| Per Cent of Net Debt | 6.53 |
| CURRENT FINANCES DECEMBER 31, 1952 | |
| Cash | \$60,876.62 |
| Taxes receivable | 32,281.78 |
| Tax title liens | 64,370.55 |
| Foreclosed property | 4,560.00 |
| Accounts receivable | |
| State road aid receivable | 78.75 |
| Emergencies and deferred charges .. | 1,275.00 |
| TOTAL ASSETS | \$163,442.70 |
| Cash liabilities | \$8,764.28 |
| Reserves | 101,212.33 |
| Surplus revenue | 53,466.09 |
| TOTAL LIABILITIES AND SURPLUS | \$163,442.70 |

FRANKLIN TOWNSHIP—HUNTERDON COUNTY

Population Census, 1950—1,255 Land Area 23.3 sq. mi. Net Valuation Taxable \$1,122,694

| | |
|--|--------------------|
| EXPENDITURES AND REQUIRED PAYMENTS FOR 1952 | |
| General Government | |
| Administrative and executive | \$3,698.96 |
| Assessment and collection of taxes | 1,171.62 |
| Finance Department | 379.77 |
| Protection to Persons & Property | |
| Fire | 2,300.00 |
| Police | |
| Other | |
| Streets and Roads | |
| Repairs and maintenance | 14,220.08 |
| Street lighting | 655.32 |
| Sanitation | |
| Street cleaning | |
| Garbage and ash removal | |
| Sewers | |
| Health and Charities | |
| Health service | 631.40 |
| Poor (including relief) | 702.86 |
| Hospitals (aid and maintenance) .. | |
| Other | |
| Recreation | |
| Benches and boardwalks | |
| Parks and playgrounds | |
| Other | |
| Educational | |
| (Exclusive of school districts) .. | |
| Unclassified Purposes | |
| (Including contingent) | 174.00 |
| SUB-TOTAL—Municipal functions.. | \$23,934.01 |

| | |
|--|--------------------|
| Per Capita—Municipal functions | \$19.07 |
| Capital imp'ts and capital imp't fund | \$1,500.00 |
| Debt Service | |
| Principal payments .. | \$2,000.00 |
| Interest payments .. | 62.50 |
| Total | 2,062.50 |
| Per Capita Debt | \$1.64 |
| Deferred Charges and Statutory Expenditures | |
| Emergencies | |
| Other deferred chgs .. | \$1,004.40 |
| Total | 1,004.40 |
| TOTAL—Municipal expenditures .. | \$28,500.91 |

| | |
|---|------------------|
| Required Payments for Local School, County, and Special District Taxes | 52,353.43 |
|---|------------------|

| | |
|---|--------------------|
| TOTAL EXPENDITURES AND REQUIRED PAYMENTS | \$80,854.34 |
| Reserve for uncollected taxes | \$5,088.64 |
| GRAND TOTAL—Budget | \$85,942.98 |

| | |
|--|--------------------|
| RECEIPTS AND REVENUES REALIZED IN 1952 TO MEET EXPENDITURES AND REQUIRED PAYMENTS | |
| Surplus revenue appropriated .. | \$8,000.00 |
| Miscellaneous revenues realized .. | 7,793.24 |
| State aid revenues realized | 7,870.00 |
| Delinquent taxes including | |
| liens—1952 collections | 4,625.94 |
| current taxes—1952 collections .. | 57,279.64 |
| Emergency borrowings | |
| TOTAL RECEIPTS AND REVENUES REALIZED | \$85,574.82 |

| | |
|----------------------------------|------------|
| CAPITAL OUTLAY—1952 | |
| Beaches and boardwalks | |
| Buildings and equipment | \$2,060.00 |
| Parks and playgrounds | |
| Sewers | |
| Streets, roads and bridges | |
| Water supply | |
| Other | 1,693.95 |

| | |
|------------------------------|---------------|
| Tax rate | \$5.69 |
| Local school tax rate | 3.66 |
| County tax rate | 1.00 |
| Local purpose tax rate | 1.03 |

| | |
|--|--------------------|
| TAXES | |
| Local school tax ... | \$41,130.92 |
| County taxes | 11,222.51 |
| Special district taxes | |
| Local purpose levy | \$52,353.43 |
| Total tax levy (tax duplicate) .. | \$63,801.97 |
| Per Capita Total Tax Levy | \$50.84 |

| | |
|--|-------------|
| Current | |
| 1952 taxes levied (total) | \$64,526.82 |
| Collected in 1952 | 57,279.64 |
| Per cent of levy collected in 1952 | 88.76 |
| Transferred to liens | 19.92 |
| Cancelled, abated or adjusted | 73.13 |
| Outstanding December 31, 1952 .. | \$7,154.13 |

| | |
|------------------------------------|------------|
| All Prior Years Outstanding | |
| Balance January 1, 1952 | \$4,757.90 |
| Collected in 1952 | 4,625.94 |
| Balance December 31, 1952 | \$84.41 |

| | |
|------------------------------------|----------|
| Tax Title Liens Outstanding | |
| Balance January 1, 1952 | \$435.20 |
| Redeemed by cash | |
| Balance December 31, 1952 | \$433.28 |

| | |
|---|-------|
| Property Acquired by Deed or Foreclosure | |
| Balance January 1, 1952 | |
| Sale for cash | |
| Balance December 31, 1952 | |

| | |
|--|--------------------|
| CAPITAL DEBT, DECEMBER 31, 1952 | |
| Gross Debt | |
| School debt | \$83,502.00 |
| Self-liquidating debt .. | |
| Other capital debt .. | 1,500.00 |
| TOTAL GROSS DEBT | \$85,002.00 |
| Per Capita Gross Debt | \$67.73 |

| | |
|-------------------------------|-------------------|
| Deductions for | |
| School debt | \$83,502.00 |
| Self-liquidating debt .. | |
| Other capital debt .. | |
| TOTAL DEDUCTIONS | 83,502.00 |
| NET DEBT | \$1,500.00 |

| | |
|------------------------------------|--------------|
| Average Assessed Valuations | |
| Real Property 1950-1951-1952 .. | \$933,914.00 |
| Per Cent of Net Debt | 0.16 |

| | |
|---|--------------------|
| CURRENT FINANCES DECEMBER 31, 1952 | |
| Cash | \$19,583.87 |
| Taxes receivable | 7,238.54 |
| Tax title liens | 433.28 |
| Foreclosed property | |
| Accounts receivable | |
| State road aid receivable | |
| Emergencies and deferred charges .. | 1.06 |
| TOTAL ASSETS | \$27,256.75 |

| | |
|--|--------------------|
| Cash liabilities | \$943.37 |
| Reserves | 7,671.82 |
| Surplus revenue | 18,641.56 |
| TOTAL LIABILITIES AND SURPLUS | \$27,256.75 |

FRANKLIN TOWNSHIP—SOMERSET COUNTY

Population Census, 1950—9,601

Land Area 46.4 sq. mi.

Net Valuation Taxable \$6,414,258

EXPENDITURES AND REQUIRED PAYMENTS FOR 1952

| | |
|---|---------------------|
| General Government | |
| Administrative and executive | \$24,500.00 |
| Assessment and collection of taxes | 37,900.00 |
| Finance Department | 825.00 |
| Protection to Persons & Property | |
| Fire | 8,050.00 |
| Police | 12,190.00 |
| Other | |
| Streets and Roads | |
| Repairs and maintenance | 66,330.00 |
| Street lighting | 12,000.00 |
| Sanitation | |
| Street cleaning | |
| Garbage and ash removal | 5,200.00 |
| Sewers | |
| Health and Charities | |
| Health service | 2,150.00 |
| Poor (including relief) | 5,300.00 |
| Hospitals (aid and maintenance) | |
| Other | |
| Recreation | |
| Beaches and boardwalks | |
| Parks and playgrounds | |
| Other | 3,800.00 |
| Educational | |
| (Exclusive of school districts) .. | |
| Unclassified Purposes | |
| (Including contingent) | 7,900.00 |
| SUB-TOTAL—Municipal functions.. | \$186,145.00 |

| | |
|--|-----------------|
| Per Capita—Municipal functions | \$19.39 |
| Capital imp'ts and capital imp't fund | \$23,500.00 |
| Debt Service | |
| Principal payments | |
| Interest payments | |
| Total | |
| Per Capita Debt | |
| Service | |
| Deferred Charges and Statutory Expenditures | |
| Emergencies | \$8,500.00 |
| Other deferred chgs. | |
| Total | 8,500.00 |

| | |
|--|---------------------|
| TOTAL—Municipal expenditures .. | \$218,145.00 |
| Required Payments for Local School, County and Special District Taxes | 402,809.56 |

| | |
|---|---------------------|
| TOTAL EXPENDITURES AND REQUIRED PAYMENTS | \$620,954.56 |
| Reserve for uncollected taxes | \$98,744.00 |
| GRAND TOTAL—Budget | \$719,698.56 |

| | |
|--|---------------------|
| RECEIPTS AND REVENUES REALIZED IN 1952 TO MEET EXPENDITURES AND REQUIRED PAYMENTS | |
| Surplus revenue appropriated .. | \$75,000.00 |
| Miscellaneous revenues realized .. | 102,114.06 |
| State aid revenues realized | 27,733.73 |
| Delinquent taxes including | |
| liens—1952 collections | 38,328.98 |
| Current taxes—1952 collections .. | 459,438.63 |
| Emergency borrowings | |
| TOTAL RECEIPTS AND REVENUES REALIZED | \$702,615.40 |

CAPITAL OUTLAY—1952

| | |
|----------------------------------|-------------|
| Beaches and boardwalks | |
| Buildings and equipment | \$15,184.00 |
| Parks and playgrounds | |
| Sewers | |
| Streets, roads and bridges | 4,173.67 |
| Water supply | |
| Other | |

| | |
|-----------------------------|---------------|
| Tax rate | \$7.76 |
| Local school tax rate | 5.12 |
| County tax rate | 0.94 |
| Local purpose tax rate | 1.70 |

TAXES

| | | |
|--|--------------|---------------------|
| Local school tax ... | \$328,377.83 | |
| County taxes | 60,296.73 | |
| Special district taxes | 14,135.00 | |
| | | \$402,809.56 |
| Local purpose levy | | 109,000.00 |
| Total tax levy (tax duplicate) .. | | \$511,809.56 |

| | |
|--|----------------|
| Per Capita Total Tax Levy | \$53.31 |
|--|----------------|

| | |
|--|--------------|
| Current | |
| 1952 taxes levied (total) | \$519,801.29 |
| Collected in 1952 | 459,438.63 |
| Per cent of levy collected in 1952 ... | 88.38 |
| Transferred to liens | 14,071.00 |
| Cancelled, abated or adjusted | 2,811.48 |
| Outstanding December 31, 1952 .. | \$43,480.18 |

| | |
|------------------------------------|-------------|
| All Prior Years Outstanding | |
| Balance January 1, 1952 | \$37,903.67 |
| Collected in 1952 | 37,170.32 |
| Balance December 31, 1952 | \$263.50 |

| | |
|------------------------------------|--------------|
| Tax Title Liens Outstanding | |
| Balance January 1, 1952 | \$116,234.74 |
| Redeemed by cash | 1,158.66 |
| Balance December 31, 1952 | \$98,370.74 |

| | |
|---|--------------|
| Property Acquired by Deed or Foreclosure | |
| Balance January 1, 1952 | \$461,340.00 |
| Sale for cash | 37,199.83 |
| Balance December 31, 1952 | \$476,232.00 |

CAPITAL DEBT, DECEMBER 31, 1952

| | |
|-------------------------------|---------------------|
| Gross Debt | |
| School debt | \$508,000.00 |
| Self-liquidating debt. | |
| Other capital debt .. | 377,000.00 |
| TOTAL GROSS DEBT | \$885,000.00 |

| | |
|------------------------------------|----------------|
| Per Capita Gross Debt | \$92.18 |
|------------------------------------|----------------|

| | |
|-------------------------------|---------------------|
| Deductions for | |
| School debt | \$334,121.00 |
| Self-liquidating debt. | |
| Other capital debt .. | |
| TOTAL DEDUCTIONS | 334,121.00 |
| NET DEBT | \$550,879.00 |

| | |
|------------------------------------|----------------|
| Average Assessed Valuations | |
| Real Property 1950-1951-1952 .. | \$5,568,686.00 |
| Per Cent of Net Debt | 9.89 |

CURRENT FINANCES DECEMBER 31, 1952

| | |
|-------------------------------------|---------------------|
| Cash | \$293,250.19 |
| Taxes receivable | 43,743.68 |
| Tax title liens | 98,370.74 |
| Foreclosed property | 476,232.00 |
| Accounts receivable | 2,565.56 |
| State road aid receivable | 15,436.82 |
| Emergencies and deferred charges .. | 5,400.00 |
| TOTAL ASSETS | \$934,998.99 |

| | |
|--|---------------------|
| Cash liabilities | \$33,140.08 |
| Reserves | 620,911.98 |
| Surplus revenue | 280,946.93 |
| TOTAL LIABILITIES AND SURPLUS | \$934,998.99 |

FRANKLIN TOWNSHIP—WARREN COUNTY

Population Census, 1950—1,530

Land Area 24.1 sq. mi.

Net Valuation Taxable \$1,205,732

| | |
|--|--------------------|
| EXPENDITURES AND REQUIRED PAYMENTS FOR 1952 | |
| General Government | |
| Administrative and executive | \$3,014.00 |
| Assessment and collection of taxes | 1,050.00 |
| Finance Department | 170.00 |
| Protection to Persons & Property | |
| Fire | 600.00 |
| Police | 880.50 |
| Other | |
| Streets and Roads | |
| Repairs and maintenance | 15,865.00 |
| Street lighting | 125.00 |
| Sanitation | |
| Street cleaning | |
| Garbage and ash removal | |
| Sewers | |
| Health and Charities | |
| Health service | 190.00 |
| Poor (including relief) | 166.75 |
| Hospitals (aid and maintenance) | |
| Other | |
| Recreation | |
| Beaches and boardwalks | |
| Parks and playgrounds | |
| Other | |
| Educational | |
| (Exclusive of school districts) .. | |
| Unclassified Purposes | |
| (Including contingent) | |
| SUB-TOTAL—Municipal functions.. | \$22,061.25 |

| | |
|--|----------------|
| Per Capita—Municipal functions | \$14.42 |
| Capital imp'ts and capital imp't fund | \$1,800.00 |
| Debt Service | |
| Principal payments .. | |
| Interest payments .. | \$50.00 |
| Total | 50.00 |
| Per Capita Debt Service | |
| | \$0.03 |
| Deferred Charges and Statutory Expenditures | |
| Emergencies | |
| Other deferred chgs. | \$17.30 |
| Total | 17.30 |

| | |
|--|--------------------|
| TOTAL—Municipal expenditures .. | \$23,928.55 |
|--|--------------------|

| | |
|---|--------------------|
| Required Payments for Local School, County, and Special District Taxes | 61,294.13 |
| TOTAL EXPENDITURES AND REQUIRED PAYMENTS | \$85,222.68 |
| Reserve for uncollected taxes | \$5,608.02 |
| GRAND TOTAL—Budget | \$90,830.70 |

| | |
|--|--------------------|
| RECEIPTS AND REVENUES REALIZED IN 1952 TO MEET EXPENDITURES AND REQUIRED PAYMENTS | |
| Surplus revenue appropriated .. | \$7,000.00 |
| Miscellaneous revenues realized .. | 10,210.57 |
| State aid revenues realized | 4,060.00 |
| Delinquent taxes including | |
| liens—1952 collections | 2,909.17 |
| current taxes—1952 collections .. | 62,051.53 |
| Emergency borrowings | |
| TOTAL RECEIPTS AND REVENUES REALIZED | \$86,231.27 |

| | |
|----------------------------------|----------|
| CAPITAL OUTLAY—1952 | |
| Beaches and boardwalks | |
| Buildings and equipment | |
| Parks and playgrounds | |
| Sewers | |
| Streets, roads and bridges | \$800.00 |
| Water supply | |
| Other | |

| | |
|------------------------------|---------------|
| Tax rate | \$5.74 |
| Local school tax rate | 3.68 |
| County tax rate | 1.38 |
| Local purpose tax rate | 0.68 |

| | |
|--|--------------------|
| TAXES | |
| Local school tax ... | \$44,388.77 |
| County taxes | 16,599.87 |
| Special district taxes | 305.49 |
| Local purpose levy | \$61,294.13 |
| | 8,175.32 |
| Total tax levy (tax duplicate) .. | \$69,469.45 |
| Per Capita Total Tax Levy | \$45.40 |

| | |
|---------------------------------------|-------------|
| Current | |
| 1952 taxes levied (total) | \$69,854.61 |
| Collected in 1952 | 62,051.53 |
| Per cent of levy collected in 1952 .. | 88.82 |
| Transferred to liens | 31.46 |
| Cancelled, abated or adjusted | 614.03 |
| Outstanding December 31, 1952 .. | \$7,157.59 |

| | |
|------------------------------------|------------|
| All Prior Years Outstanding | |
| Balance January 1, 1952 | \$5,210.25 |
| Collected in 1952 | 2,809.17 |
| Balance December 31, 1952 | \$2,025.67 |

| | |
|------------------------------------|------------|
| Tax Title Liens Outstanding | |
| Balance January 1, 1952 | \$1,416.03 |
| Redeemed by cash | |
| Balance December 31, 1952 | \$1,447.49 |

| | |
|---|-------|
| Property Acquired by Deed or Foreclosure | |
| Balance January 1, 1952 | |
| Sale for cash | |
| Balance December 31, 1952 | |

| | |
|--|--------------------|
| CAPITAL DEBT, DECEMBER 31, 1952 | |
| Gross Debt | |
| School debt | |
| Self-liquidating debt .. | |
| Other capital debt .. | \$18,000.00 |
| TOTAL GROSS DEBT | \$18,000.00 |
| Per Capita Gross Debt | \$11.76 |

| | |
|-------------------------------|------------------|
| Deductions for | |
| School debt | |
| Self-liquidating debt .. | |
| Other capital debt .. | \$18,000.00 |
| TOTAL DEDUCTIONS | 18,000.00 |
| NET DEBT | |

| | |
|------------------------------------|--------------|
| Average Assessed Valuations | |
| Real Property 1950-1951-1952 .. | \$842,548.00 |
| Per Cent of Net Debt | |

| | |
|---|--------------------|
| CURRENT FINANCES DECEMBER 31, 1952 | |
| Cash | \$48,992.28 |
| Taxes receivable | 9,183.26 |
| Tax title liens | 1,447.49 |
| Foreclosed property | |
| Accounts receivable | 253.54 |
| State road aid receivable | |
| Emergencies and deferred charges .. | |
| TOTAL ASSETS | \$59,876.57 |
| Cash liabilities | \$25,947.52 |
| Reserves | 10,884.29 |
| Surplus revenue | 23,044.76 |

| | |
|--|--------------------|
| TOTAL LIABILITIES AND SURPLUS | \$59,876.57 |
|--|--------------------|

FRANKLIN LAKES BOROUGH—BERGEN COUNTY

Population Census, 1950—2,021

Land Area 9.4 sq. mi.

Net Valuation Taxable \$2,896,631

| | |
|--|---------------------|
| EXPENDITURES AND REQUIRED PAYMENTS FOR 1952 | |
| General Government | |
| Administrative and executive | \$13,835.00 |
| Assessment and collection of taxes | 4,050.00 |
| Finance Department | |
| Protection to Persons & Property | |
| Fire | 2,250.00 |
| Police | 9,300.00 |
| Other | |
| Streets and Roads | |
| Repairs and maintenance | 10,642.00 |
| Street lighting | |
| Sanitation | |
| Street cleaning | |
| Garbage and ash removal | |
| Sewers | |
| Health and Charities | |
| Health service | 3,225.00 |
| Poor (including relief) | 1,175.00 |
| Hospitals (aid and maintenance) .. | |
| Other | |
| Recreation | |
| Beaches and boardwalks | |
| Parks and playgrounds | |
| Other | |
| Educational | |
| (Exclusive of school districts) .. | |
| Unclassified Purposes | |
| (Including contingent) | 1,150.00 |
| SUB-TOTAL—Municipal functions.. | \$45,627.00 |
| Per Capita—Municipal functions | \$22.58 |
| Capital imp'ts and capital imp't fund | \$5,500.00 |
| Debt Service | |
| Principal payments .. | |
| Interest payments .. | \$100.00 |
| Total | 100.00 |
| Per Capita Debt Service | \$0.05 |
| Deferred Charges and Statutory Expenditures | |
| Emergencies | \$900.00 |
| Other deferred chgs. | |
| Total | 900.00 |
| TOTAL—Municipal expenditures ... | \$52,127.00 |
| Required Payments for Local School, County, and Special District Taxes | |
| | 146,509.51 |
| TOTAL EXPENDITURES AND REQUIRED PAYMENTS | \$198,636.51 |
| Reserve for uncollected taxes | \$19,500.00 |
| GRAND TOTAL—Budget | \$218,136.51 |
| RECEIPTS AND REVENUES REALIZED IN 1952 TO MEET EXPENDITURES AND REQUIRED PAYMENTS | |
| Surplus revenue appropriated | \$10,000.00 |
| Miscellaneous revenues realized | 20,257.02 |
| State aid revenues realized | 2,951.45 |
| Delinquent taxes including | |
| Heus—1952 collections | 12,910.15 |
| Current taxes—1952 collections .. | 162,447.91 |
| Emergency borrowings | |
| TOTAL RECEIPTS AND REVENUES REALIZED | \$208,566.53 |

| | |
|---|---------------------|
| Tax rate | \$6.13 |
| Local school tax rate | 4.25 |
| County tax rate | 0.81 |
| Local purpose tax rate | 1.07 |
| TAXES | |
| Local school tax ... | \$123,000.00 |
| County taxes | 23,509.51 |
| Special district taxes | |
| Local purpose levy | \$146,509.51 |
| | 30,975.00 |
| Total tax levy (tax duplicate) .. | \$177,484.51 |
| Per Capita Total Tax Levy | \$87.82 |
| Current | |
| 1952 taxes levied (total) | \$179,360.28 |
| Collected in 1952 | 162,447.91 |
| Per cent of levy collected in 1952 ... | 90.57 |
| Transferred to liens | 41.69 |
| Cancelled, abated or adjusted | 1,224.27 |
| Outstanding December 31, 1952 .. | \$15,646.41 |
| All Prior Years Outstanding | |
| Balance January 1, 1952 | 12,752.68 |
| Collected in 1952 | 12,751.90 |
| Balance December 31, 1952 | \$0.78 |
| Tax Title Liens Outstanding | |
| Balance January 1, 1952 | 346.13 |
| Redeemed by cash | 158.25 |
| Balance December 31, 1952 | 229.57 |
| Property Acquired by Deed or Foreclosure | |
| Balance January 1, 1952 | |
| Sale for cash | |
| Balance December 31, 1952 | |

CAPITAL DEBT, DECEMBER 31, 1952

| | |
|------------------------------------|---------------------|
| Gross Debt | |
| School debt | \$277,000.00 |
| Self-liquidating debt .. | |
| Other capital debt .. | 133,000.00 |
| TOTAL GROSS DEBT | \$410,000.00 |
| Per Capita Gross Debt | \$202.87 |
| Deductions for | |
| School debt | \$144,536.00 |
| Self-liquidating debt .. | |
| Other capital debt .. | |
| TOTAL DEDUCTIONS | 144,536.00 |
| NET DEBT | \$265,464.00 |
| Average Assessed Valuations | |
| Real Property 1950-1951-1952 .. | \$2,408,938.00 |
| Per Cent of Net Debt | 11.01 |

CURRENT FINANCES DECEMBER 31, 1952

| | |
|--|--------------------|
| Cash | \$61,039.83 |
| Taxes receivable | 15,647.19 |
| Tax title liens | 229.57 |
| Foreclosed property | |
| Accounts receivable | 375.14 |
| State road aid receivable | |
| Emergencies and deferred charges .. | |
| TOTAL ASSETS | \$77,291.73 |
| Cash liabilities | \$11,417.13 |
| Reserves | 16,251.90 |
| Surplus revenue | 49,622.70 |
| TOTAL LIABILITIES AND SURPLUS | \$77,291.73 |

CAPITAL OUTLAY—1952

| | |
|----------------------------------|------------|
| Beaches and boardwalks | |
| Buildings and equipment | |
| Parks and playgrounds | |
| Sewers | |
| Streets, roads and bridges | \$3,281.70 |
| Water supply | |
| Other | |

FREDON TOWNSHIP—SUSSEX COUNTY

Population Census, 1950—584 Land Area 18.3 sq. mi. Net Valuation Taxable \$441,180

| | |
|--|--------------------|
| EXPENDITURES AND REQUIRED PAYMENTS FOR 1952 | |
| General Government | |
| Administrative and executive | \$2,090.00 |
| Assessment and collection of taxes | 750.00 |
| Finance Department | 200.00 |
| Protection to Persons & Property | |
| Fire | 100.00 |
| Police | 200.00 |
| Other | |
| Streets and Roads | |
| Repairs and maintenance | 14,270.00 |
| Street lighting | |
| Sanitation | |
| Street cleaning | |
| Garbage and ash removal | |
| Sewers | |
| Health and Charities | |
| Health service | 250.00 |
| Poor (including relief) | 125.00 |
| Hospitals (aid and maintenance) | 100.00 |
| Other | 100.00 |
| Recreation | |
| Beaches and boardwalks | |
| Parks and playgrounds | |
| Other | |
| Educational | |
| (Exclusive of school districts) .. | |
| Unclassified Purposes | |
| (Including contingent) | 25.00 |
| SUB-TOTAL—Municipal functions.. | \$18,210.00 |

| | |
|--|--------------------|
| Per Capita—Municipal functions | \$31.18 |
| Capital Imp'ts and capital imp't fund | \$2,500.00 |
| Debt Service | |
| Principal payments .. | |
| Interest payments .. | |
| Total | |
| Per Capita Debt Service | |
| Deferred Charges and Statutory Expenditures | |
| Emergencies | |
| Other deferred chgs. .. | \$3,577.87 |
| Total | 8,577.67 |
| TOTAL—Municipal expenditures .. | \$29,287.67 |

| | |
|---|--------------------|
| Required Payments for Local School, County, and Special District Taxes | 32,181.16 |
| TOTAL EXPENDITURES AND REQUIRED PAYMENTS | \$61,468.83 |
| Reserve for uncollected taxes | \$10,780.10 |
| GRAND TOTAL—Budget | \$72,248.93 |

| | |
|--|--------------------|
| RECEIPTS AND REVENUES REALIZED IN 1952 TO MEET EXPENDITURES AND REQUIRED PAYMENTS | |
| Surplus revenue appropriated .. | \$11,000.00 |
| Miscellaneous revenues realized .. | 10,502.48 |
| State aid revenues realized | 5,646.00 |
| Delinquent taxes including | |
| liens—1952 collections | 7,516.55 |
| current taxes—1952 collections .. | 34,261.40 |
| Emergency borrowings | |
| TOTAL RECEIPTS AND REVENUES REALIZED | \$68,026.43 |

| | |
|----------------------------------|------------|
| CAPITAL OUTLAY—1952 | |
| Beaches and boardwalks | |
| Buildings and equipment | |
| Parks and playgrounds | |
| Sewers | |
| Streets, roads and bridges | \$2,288.00 |
| Water supply | |
| Other | |

| | |
|------------------------------|---------------|
| Tax rate | \$9.74 |
| Local school tax rate | 5.24 |
| County tax rate | 2.04 |
| Local purpose tax rate | 2.46 |

| | |
|--|--------------------|
| TAXES | |
| Local school tax ... | \$23,131.82 |
| County taxes | 9,049.34 |
| Special district taxes | |
| Local purpose levy | 10,780.10 |
| Total tax levy (tax duplicate) .. | \$42,961.26 |
| Per Capita Total Tax Levy | |
| | \$73.56 |

| | |
|---------------------------------------|-------------|
| Current | |
| 1952 taxes levied (total) | \$42,961.26 |
| Collected in 1952 | 34,261.40 |
| Per cent of levy collected in 1952 .. | 79.74 |
| Transferred to liens | |
| Cancelled, abated or adjusted .. | 9.74 |
| Outstanding December 31, 1952 .. | \$8,690.12 |

| | |
|------------------------------------|------------|
| All Prior Years Outstanding | |
| Balance January 1, 1952 | \$7,580.56 |
| Collected in 1952 | 7,487.36 |
| Balance December 31, 1952 | |

| | |
|------------------------------------|---------|
| Tax Title Liens Outstanding | |
| Balance January 1, 1952 | \$58.38 |
| Redeemed by cash | 29.19 |
| Balance December 31, 1952 | \$29.19 |

| | |
|---|-------|
| Property Acquired by Deed or Foreclosure | |
| Balance January 1, 1952 | |
| Sale for cash | |
| Balance December 31, 1952 | |

| | |
|--|--------------------|
| CAPITAL DEBT, DECEMBER 31, 1952 | |
| Gross Debt | |
| School debt | \$49,000.00 |
| Self-liquidating debt | |
| Other capital debt .. | |
| TOTAL GROSS DEBT | \$49,000.00 |
| Per Capita Gross Debt | \$83.90 |

| | |
|-------------------------------|--------------------|
| Deductions for | |
| School debt .. | \$21,563.00 |
| Self-liquidating debt .. | |
| Other capital debt .. | |
| TOTAL DEDUCTIONS | 21,563.00 |
| NET DEBT | \$27,437.00 |

| | |
|------------------------------------|--------------|
| Average Assessed Valuations | |
| Real Property 1950-1951-1952 .. | \$359,385.00 |
| Per Cent of Net Debt | 7.63 |

| | |
|--|--------------------|
| CURRENT FINANCES DECEMBER 31, 1952 | |
| Cash | \$29,201.21 |
| Taxes receivable | 8,690.12 |
| Tax title liens | 29.19 |
| Foreclosed property | |
| Accounts receivable | 1,717.20 |
| State road aid receivable | 9,493.37 |
| Emergencies and deferred charges .. | 302.85 |
| TOTAL ASSETS | \$49,433.94 |
| Cash liabilities | \$16,054.78 |
| Reserves | 10,436.51 |
| Surplus revenue | 22,942.65 |
| TOTAL LIABILITIES AND SURPLUS | \$49,433.94 |

FREEHOLD BOROUGH—MONMOUTH COUNTY

Population Census, 1950—7,550

Land Area 1.7 sq. mi.

Net Valuation Taxable \$7,737,673

| | |
|--|---------------------|
| EXPENDITURES AND REQUIRED PAYMENTS FOR 1952 | |
| General Government | |
| Administrative and executive | \$33,312.56 |
| Assessment and collection of taxes | 6,004.41 |
| Finance Department | |
| Protection to Persons & Property | |
| Fire | 11,843.75 |
| Police | 54,315.53 |
| Other | |
| Streets and Roads | |
| Repairs and maintenance | 48,902.21 |
| Street lighting | 11,621.50 |
| Sanitation | |
| Street cleaning | |
| Garbage and ash removal | 3,633.34 |
| Sewers | |
| Health and Charities | |
| Health service | 6,098.53 |
| Poor (including relief) | 4,477.92 |
| Hospitals (aid and maintenance) .. | |
| Other | |
| Recreation | |
| Benches and boardwalks | |
| Parks and playgrounds | 2,800.00 |
| Other | |
| Educational | |
| (Exclusive of school districts) .. | 7,675.50 |
| Unclassified Purposes | |
| (Including contingent) | 9,935.69 |
| SUB-TOTAL—Municipal functions.. | \$200,620.94 |

| | |
|--|----------------|
| Per Capita—Municipal functions | \$26.57 |
| Capital imp'ts and capital imp't fund | \$10,000.00 |
| Debt Service | |
| Principal payments .. | \$4,000.00 |
| Interest payments .. | 642.28 |
| Total | 4,642.28 |
| Per Capita Debt Service | \$0.61 |
| Deferred Charges and Statutory Expenditures | |
| Emergencies | \$5,500.00 |
| Other deferred chgs. | 4,097.62 |
| Total | 9,597.62 |

| | |
|---|---------------------|
| TOTAL—Municipal expenditures .. | \$224,860.84 |
| Required Payments for Local School, County, and Special District Taxes | 378,461.56 |

| | |
|---|---------------------|
| TOTAL EXPENDITURES AND REQUIRED PAYMENTS | \$603,322.40 |
| Reserve for uncollected taxes | \$50,000.00 |
| GRAND TOTAL—Budget | \$653,322.40 |

| | |
|--|---------------------|
| RECEIPTS AND REVENUES REALIZED IN 1952 TO MEET EXPENDITURES AND REQUIRED PAYMENTS | |
| Surplus revenue appropriated .. | \$30,000.00 |
| Miscellaneous revenues realized. | 52,694.49 |
| State aid revenues realized | 6,188.75 |
| Delinquent taxes including | |
| liens—1952 collections | 39,872.60 |
| current taxes—1952 collections.. | 507,634.81 |
| Emergency borrowings | |
| TOTAL RECEIPTS AND REVENUES REALIZED | \$636,390.65 |

CAPITAL OUTLAY—1952

| | |
|----------------------------------|-------------|
| Beaches and boardwalks | |
| Buildings and equipment | \$11,007.54 |
| Parks and playgrounds | |
| Sewers | |
| Streets, roads and bridges | 34,967.08 |
| Water supply | 9,334.14 |
| Other | 1,134.89 |

| | |
|------------------------------|---------------|
| Tax rate | \$7.03 |
| Local school tax rate | 3.33 |
| County tax rate | 1.56 |
| Local purpose tax rate | 2.14 |

TAXES

| | | |
|--|--------------|---------------------|
| Local school tax .. | \$257,467.75 | |
| County taxes | 120,993.81 | |
| Special district taxes | | |
| Local purpose levy | | \$378,461.56 |
| | | 169,812.92 |
| Total tax levy (tax duplicate) .. | | \$548,274.48 |

| | |
|--|----------------|
| Per Capita Total Tax Levy | \$72.62 |
|--|----------------|

Current

| | |
|---------------------------------------|--------------|
| 1952 taxes levied (total) | \$548,614.48 |
| Collected in 1952 | 507,634.81 |
| Per cent of levy collected in 1952 .. | 92.53 |
| Transferred to liens | 400.71 |
| Cancelled, abated or adjusted | 949.66 |
| Outstanding December 31, 1952 .. | \$39,629.30 |

All Prior Years Outstanding

| | |
|---------------------------------|-------------|
| Balance January 1, 1952 | \$42,278.48 |
| Collected in 1952 | 39,376.31 |
| Balance December 31, 1952 | \$2,620.17 |

Tax Title Liens Outstanding

| | |
|---------------------------------|------------|
| Balance January 1, 1952 | \$3,503.92 |
| Redeemed by cash | 496.29 |
| Balance December 31, 1952 | \$3,700.95 |

Property Acquired by Deed or Foreclosure

| | |
|---------------------------------|-------|
| Balance January 1, 1952 | |
| Sale for cash | |
| Balance December 31, 1952 | |

CAPITAL DEBT, DECEMBER 31, 1952

| | |
|------------------------------------|---------------------|
| Gross Debt | |
| School debt | \$331,000.00 |
| Self-liquidating debt .. | 119,750.00 |
| Other capital debt .. | 91,000.00 |
| TOTAL GROSS DEBT | \$541,750.00 |
| Per Capita Gross Debt | \$71.75 |

| | |
|-------------------------------|---------------------|
| Deductions for | |
| School debt | \$331,000.00 |
| Self-liquidating debt .. | 28,951.00 |
| Other capital debt .. | |
| TOTAL DEDUCTIONS | 359,951.00 |
| NET DEBT | \$181,799.00 |

| | |
|------------------------------------|----------------|
| Average Assessed Valuations | |
| Real Property 1950-1951-1952 .. | \$6,708,356.00 |
| Per Cent of Net Debt | 2.71 |

CURRENT FINANCES DECEMBER 31, 1952

| | |
|-------------------------------------|---------------------|
| Cash | \$75,514.14 |
| Taxes receivable | 42,249.47 |
| Tax title liens | 3,700.95 |
| Foreclosed property | |
| Accounts receivable | 5,080.11 |
| State road aid receivable | |
| Emergencies and deferred charges .. | |
| TOTAL ASSETS | \$126,544.67 |

| | |
|--|---------------------|
| Cash liabilities | \$14,747.41 |
| Reserves | 51,030.53 |
| Surplus revenue | 60,766.73 |
| TOTAL LIABILITIES AND SURPLUS | \$126,544.67 |

FREEHOLD TOWNSHIP—MONMOUTH COUNTY

Population Census, 1950—3,442

Land Area 38.3 sq. mi.

Net Valuation Taxable \$2,178,541

EXPENDITURES AND REQUIRED PAYMENTS FOR 1952

| | |
|--|---------------------|
| General Government | |
| Administrative and executive | \$7,943.67 |
| Assessment and collection of taxes | 1,675.00 |
| Finance Department | 412.10 |
| Protection to Persons & Property | |
| Fire | 1,100.00 |
| Police | 1,222.90 |
| Other | |
| Streets and Roads | |
| Repairs and maintenance | 30,393.00 |
| Street lighting | 291.00 |
| Sanitation | |
| Street cleaning | |
| Garbage and ash removal | |
| Sewers | |
| Health and Charities | |
| Health service | 100.00 |
| Poor (including relief) | 979.00 |
| Hospitals (aid and maintenance) | |
| Other | |
| Recreation | |
| Benches and boardwalks | |
| Parks and playgrounds | |
| Other | |
| Educational | |
| (Exclusive of school districts) | |
| Unclassified Purposes | |
| (Including contingent) | 150.00 |
| SUB-TOTAL—Municipal functions.. | \$44,266.67 |
| Per Capita—Municipal functions | |
| | \$12.86 |
| Capital imp'ts and capital imp't fund | \$4,800.00 |
| Debt Service | |
| Principal payments | |
| Interest payments | |
| Total | |
| Per Capita Debt | |
| Service | |
| Deferred Charges and Statutory Expenditures | |
| Emergencies | |
| Other deferred chgs. | \$9,728.51 |
| Total | 9,728.51 |
| TOTAL—Municipal expenditures .. | \$58,795.18 |
| Required Payments for Local School, County, and Special District Taxes | |
| | 146,551.70 |
| TOTAL EXPENDITURES AND REQUIRED PAYMENTS | \$205,346.88 |
| Reserve for uncollected taxes | \$26,560.00 |
| GRAND TOTAL—Budget | \$231,906.88 |
| RECEIPTS AND REVENUES REALIZED IN 1952 TO MEET EXPENDITURES AND REQUIRED PAYMENTS | |
| Surplus revenue appropriated .. | \$14,311.51 |
| Miscellaneous revenues realized. | 29,211.35 |
| State aid revenues realized | 7,077.00 |
| Delinquent taxes including | |
| liens—1952 collections | 18,674.80 |
| current taxes—1952 collections.. | 150,009.35 |
| Emergency borrowings | |
| TOTAL RECEIPTS AND REVENUES REALIZED | \$219,284.01 |

CAPITAL OUTLAY—1952

| | |
|----------------------------------|-------|
| Beaches and boardwalks | |
| Buildings and equipment | |
| Parks and playgrounds | |
| Sewers | |
| Streets, roads and bridges | |
| Water supply | |
| Other | |

| | |
|------------------------------|---------------|
| Tax rate | \$7.95 |
| Local school tax rate | 5.12 |
| County tax rate | 1.61 |
| Local purpose tax rate | 1.22 |

TAXES

| | | |
|--|--------------|---------------------|
| Local school tax ... | \$111,561.61 | |
| County taxes | 34,990.09 | |
| Special district taxes | | |
| Local purpose levy | | \$146,551.70 |
| | | 26,560.00 |
| Total tax levy (tax duplicate) .. | | \$173,111.70 |

Per Capita Total Tax Levy **\$50.29**

| | |
|--|--------------------|
| Current | |
| 1952 taxes levied (total) | \$173,111.70 |
| Collected in 1952 | 150,009.35 |
| Per cent of levy collected in 1952 ... | 86.65 |
| Transferred to liens | |
| Cancelled, abated or adjusted | |
| Outstanding December 31, 1952 .. | \$23,102.35 |

| | |
|------------------------------------|-----------------|
| All Prior Years Outstanding | |
| Balance January 1, 1952 | \$19,558.85 |
| Collected in 1952 | 18,632.83 |
| Balance December 31, 1952 | \$926.02 |

| | |
|------------------------------------|-------------------|
| Tax Title Liens Outstanding | |
| Balance January 1, 1952 | \$1,167.71 |
| Redeemed by cash | 41.97 |
| Balance December 31, 1952 | \$1,125.74 |

| | |
|---|-------|
| Property Acquired by Deed or Foreclosure | |
| Balance January 1, 1952 | |
| Sale for cash | |
| Balance December 31, 1952 | |

CAPITAL DEBT, DECEMBER 31, 1952

| | |
|------------------------------------|---------------------|
| Gross Debt | |
| School debt | \$101,000.00 |
| Self-liquidating debt. | |
| Other capital debt .. | |
| TOTAL GROSS DEBT | \$101,000.00 |
| Per Capita Gross Debt | \$29.34 |

| | |
|-------------------------------|-------------------|
| Deductions for | |
| School debt | \$101,000.00 |
| Self-liquidating debt. | |
| Other capital debt .. | |
| TOTAL DEDUCTIONS | 101,000.00 |
| NET DEBT | |

| | |
|------------------------------------|----------------|
| Average Assessed Valuations | |
| Real Property 1950-1951-1952 .. | \$1,944,421.00 |
| Per Cent of Net Debt | |

CURRENT FINANCES DECEMBER 31, 1952

| | |
|-------------------------------------|---------------------|
| Cash | \$78,890.66 |
| Taxes receivable | 24,028.37 |
| Tax title liens | 1,125.74 |
| Foreclosed property | |
| Accounts receivable | 823.24 |
| State road aid receivable | |
| Emergencies and deferred charges .. | 306.67 |
| TOTAL ASSETS | \$105,174.68 |

| | |
|--|---------------------|
| Cash liabilities | \$3,695.09 |
| Reserves | 25,977.35 |
| Surplus revenue | 75,502.24 |
| TOTAL LIABILITIES AND SURPLUS | \$105,174.68 |

FRELINGHUYSEN TOWNSHIP—WARREN COUNTY

Population Census, 1950—779

Land Area 23.6 sq. mi.

Net Valuation Taxable \$723,456

EXPENDITURES AND REQUIRED PAYMENTS FOR 1952

| | |
|---|--------------------|
| General Government | |
| Administrative and executive | \$3,380.42 |
| Assessment and collection of taxes | 725.00 |
| Finance Department | 375.80 |
| Protection to Persons & Property | |
| Fire | 650.00 |
| Police | 100.00 |
| Other | |
| Streets and Roads | |
| Repairs and maintenance | 11,535.55 |
| Street lighting | |
| Sanitation | |
| Street cleaning | |
| Garbage and ash removal | |
| Sewers | |
| Health and Charities | |
| Health service | 400.00 |
| Poor (including relief) | 125.00 |
| Hospitals (aid and maintenance) | 100.00 |
| Other | |
| Recreation | |
| Beaches and boardwalks | |
| Parks and playgrounds | |
| Other | |
| Educational | |
| (Exclusive of school districts) .. | |
| Unclassified Purposes | |
| (Including contingent) | 50.00 |
| SUB-TOTAL—Municipal functions.. | \$17,441.77 |

| | |
|---|----------------|
| Per Capita—Municipal functions | \$22.39 |
| Capital imp'ts and capital imp't fund | \$7,746.45 |
| Debt Service | |
| Principal payments | |
| Interest payments .. | |

| | |
|--|--------------------|
| Total | |
| Per Capita Debt Service | |
| | |
| Deferred Charges and Statutory Expenditures | |
| Emergencies | |
| Other deferred chgs. | |
| Total | |
| TOTAL—Municipal expenditures .. | \$25,188.22 |

| | |
|---|------------------|
| Required Payments for Local School, County, and Special District Taxes | 37,921.13 |
|---|------------------|

| | |
|---|--------------------|
| TOTAL EXPENDITURES AND REQUIRED PAYMENTS | \$63,109.35 |
| Reserve for uncollected taxes | \$7,805.40 |
| GRAND TOTAL—Budget | \$70,914.75 |

RECEIPTS AND REVENUES REALIZED IN 1952 TO MEET EXPENDITURES AND REQUIRED PAYMENTS

| | |
|---|--------------------|
| Surplus revenue appropriated .. | \$5,000.00 |
| Miscellaneous revenues realized .. | 6,237.12 |
| State aid revenues realized | 10,382.00 |
| Delinquent taxes including | |
| liens—1952 collections | 5,841.54 |
| Current taxes—1952 collections.. | 39,412.64 |
| Emergency borrowings | |
| TOTAL RECEIPTS AND REVENUES REALIZED | \$66,873.30 |

CAPITAL OUTLAY—1952

| | |
|----------------------------------|------------|
| Beaches and boardwalks | |
| Buildings and equipment | \$9,914.12 |
| Parks and playgrounds | |
| Sewers | |
| Streets, roads and bridges | |
| Water supply | |
| Other | |

| | |
|------------------------------|---------------|
| Tax rate | \$6.47 |
| Local school tax rate | 3.87 |
| County tax rate | 1.38 |
| Local purpose tax rate | 1.22 |

TAXES

| | |
|--|--------------------|
| Local school tax ... | \$27,965.56 |
| County taxes | 9,955.57 |
| Special district taxes | |
| Local purpose levy | 8,805.40 |
| Total tax levy (tax duplicate) .. | \$46,726.53 |

| | |
|--|----------------|
| Per Capita Total Tax Levy | \$59.98 |
|--|----------------|

| | |
|--|-------------|
| Current | |
| 1952 taxes levied (total) | \$46,726.53 |
| Collected in 1952 | 39,412.64 |
| Per cent of levy collected in 1952 ... | 84.34 |
| Transferred to liens | |
| Cancelled, abated or adjusted | |
| Outstanding December 31, 1952 .. | \$7,313.89 |

| | |
|------------------------------------|------------|
| All Prior Years Outstanding | |
| Balance January 1, 1952 | \$8,679.07 |
| Collected in 1952 | 5,841.54 |
| Balance December 31, 1952 | \$2,837.53 |

| | |
|------------------------------------|---------|
| Tax Title Liens Outstanding | |
| Balance January 1, 1952 | \$98.32 |
| Redeemed by cash | |
| Balance December 31, 1952 | \$98.32 |

| | |
|---|-------|
| Property Acquired by Deed or Foreclosure | |
| Balance January 1, 1952 | |
| Sale for cash | |
| Balance December 31, 1952 | |

CAPITAL DEBT, DECEMBER 31, 1952

| | |
|------------------------------------|---------------------|
| Gross Debt | |
| School debt | \$110,000.00 |
| Self-liquidating debt | |
| Other capital debt .. | 4,000.00 |
| TOTAL GROSS DEBT | \$114,000.00 |
| Per Capita Gross Debt | \$146.34 |

| | |
|-------------------------------|--------------------|
| Deductions for | |
| School debt | \$33,700.00 |
| Self-liquidating debt | |
| Other capital debt .. | |
| TOTAL DEDUCTIONS | 33,700.00 |
| NET DEBT | \$80,300.00 |

| | |
|------------------------------------|--------------|
| Average Assessed Valuations | |
| Real Property 1950-1951-1952.. | \$561,671.00 |
| Per Cent of Net Debt | 14.29 |

CURRENT FINANCES DECEMBER 31, 1952

| | |
|-------------------------------------|--------------------|
| Cash | \$53,331.70 |
| Taxes receivable | 10,151.42 |
| Tax title liens | 98.32 |
| Foreclosed property | |
| Accounts receivable | 286.07 |
| State road aid receivable | 15,688.41 |
| Emergencies and deferred charges .. | 319.09 |
| TOTAL ASSETS | \$79,875.01 |

| | |
|--|--------------------|
| Cash liabilities | \$43,715.67 |
| Reserves | 10,535.81 |
| Surplus revenue | 25,623.53 |
| TOTAL LIABILITIES AND SURPLUS | \$79,875.01 |

FRENCHTOWN BOROUGH—HUNTERDON COUNTY

Population Census, 1950—1,305 Land Area 1.1 sq. mi. Net Valuation Taxable \$997,648

| | |
|--|--------------------|
| EXPENDITURES AND REQUIRED PAYMENTS FOR 1952 | |
| General Government | |
| Administrative and executive | \$6,275.00 |
| Assessment and collection of taxes | 1,085.00 |
| Finance Department | |
| Protection to Persons & Property | |
| Fire | 3,175.00 |
| Police | 2,317.00 |
| Other | |
| Streets and Roads | |
| Repairs and maintenance | 5,220.50 |
| Street lighting | 2,250.00 |
| Sanitation | |
| Street cleaning | |
| Garbage and ash removal | 3,300.00 |
| Sewers | |
| Health and Charities | |
| Health service | 1,025.00 |
| Poor (including relief) | 270.00 |
| Hospitals (aid and maintenance) | |
| Other | |
| Recreation | |
| Beaches and boardwalks | |
| Parks and playgrounds | 1,052.50 |
| Other | |
| Educational | |
| (Exclusive of school districts) .. | 350.00 |
| Unclassified Purposes | |
| (Including contingent) | 570.00 |
| SUB-TOTAL—Municipal functions.. | \$26,890.00 |

| | |
|--|--------------------|
| Per Capita—Municipal functions | \$20.61 |
| Capital imp'ts and capital imp't fund | |
| Debt Service | |
| Principal payments | |
| Interest payments | |
| Total | |
| Per Capita Debt Service | |
| Deferred Charges and Statutory Expenditures | |
| Emergencies | |
| Other deferred chgs. | \$769.84 |
| Total | \$769.84 |
| TOTAL—Municipal expenditures .. | \$27,659.84 |

| | |
|---|------------------|
| Required Payments for Local School, County, and Special District Taxes | 41,500.97 |
|---|------------------|

| | |
|---|--------------------|
| TOTAL EXPENDITURES AND REQUIRED PAYMENTS | \$69,160.81 |
| Reserve for uncollected taxes | \$14,432.34 |
| GRAND TOTAL—Budget | \$83,593.15 |

| | |
|--|--------------------|
| RECEIPTS AND REVENUES REALIZED IN 1952 TO MEET EXPENDITURES AND REQUIRED PAYMENTS | |
| Surplus revenue appropriated .. | \$5,000.00 |
| Miscellaneous revenues realized .. | 3,805.08 |
| State aid revenues realized | 1,798.00 |
| Delinquent taxes including | |
| liens—1952 collections | 6,561.28 |
| current taxes—1952 collections.. | 62,914.70 |
| Emergency borrowings | |
| TOTAL RECEIPTS AND REVENUES REALIZED | \$80,079.06 |

CAPITAL OUTLAY—1952

| | |
|----------------------------------|-------|
| Beaches and boardwalks | |
| Buildings and equipment | |
| Parks and playgrounds | |
| Sewers | |
| Streets, roads and bridges | |
| Water supply | |
| Other | |

| | |
|------------------------------|---------------|
| Tax rate | \$6.84 |
| Local school tax rate | 3.16 |
| County tax rate | 1.00 |
| Local purpose tax rate | 2.68 |

TAXES

| | | |
|-----------------------------------|-------------|--------------------|
| Local school tax ... | \$31,535.66 | |
| County taxes | 9,965.31 | |
| Special district taxes | | |
| Local purpose levy | | \$41,500.97 |
| Total tax levy (tax duplicate) .. | | <u>27,774.18</u> |
| | | <u>\$69,275.15</u> |

Per Capita Total Tax Levy **\$53.08**

| | |
|---------------------------------------|-------------------|
| Current | |
| 1952 taxes levied (total) | \$69,384.86 |
| Collected in 1952 | 62,914.70 |
| Per cent of levy collected in 1952 .. | 90.67 |
| Transferred to liens | |
| Cancelled, abated or adjusted | 27.36 |
| Outstanding December 31, 1952 .. | <u>\$6,442.80</u> |

| | |
|------------------------------------|-------------------|
| All Prior Years Outstanding | |
| Balance January 1, 1952 | \$8,634.30 |
| Collected in 1952 | 6,561.28 |
| Balance December 31, 1952 | <u>\$2,076.65</u> |

| | |
|------------------------------------|-------|
| Tax Title Liens Outstanding | |
| Balance January 1, 1952 | |
| Redeemed by cash | |
| Balance December 31, 1952 | |

| | |
|---|-------|
| Property Acquired by Deed or Foreclosure | |
| Balance January 1, 1952 | |
| Sale for cash | |
| Balance December 31, 1952 | |

CAPITAL DEBT, DECEMBER 31, 1952

| | |
|------------------------------------|------------------|
| Gross Debt | |
| School debt | \$48,000.00 |
| Self-liquidating debt | |
| Other capital debt .. | |
| TOTAL GROSS DEBT | 48,000.00 |
| Per Capita Gross Debt | \$36.78 |

| | |
|-------------------------------|------------------|
| Deductions for | |
| School debt | \$48,000.00 |
| Self-liquidating debt | |
| Other capital debt .. | |
| TOTAL DEDUCTIONS | 48,000.00 |
| NET DEBT | |

| | |
|------------------------------------|--------------|
| Average Assessed Valuations | |
| Real Property 1950-1951-1952.. | \$848,431.00 |
| Per Cent of Net Debt | |

CURRENT FINANCES DECEMBER 31, 1952

| | |
|-------------------------------------|--------------------|
| Cash | \$43,789.96 |
| Taxes receivable | 8,519.45 |
| Tax title liens | |
| Foreclosed property | |
| Accounts receivable | 14.59 |
| State road aid receivable | 1,853.96 |
| Emergencies and deferred charges .. | |
| TOTAL ASSETS | \$54,177.96 |

| | |
|------------------------|------------|
| Cash liabilities | \$3,185.60 |
| Reserves | 8,534.04 |
| Surplus revenue | 42,458.32 |

TOTAL LIABILITIES AND SURPLUS **\$54,177.96**

GALLOWAY TOWNSHIP—ATLANTIC COUNTY

Population Census, 1950—4,140

Land Area 91.75 sq. mi.

Net Valuation Taxable \$1,734,689

EXPENDITURES AND REQUIRED PAYMENTS FOR 1952

| | |
|---|--------------------|
| General Government | |
| Administrative and executive | \$12,005.00 |
| Assessment and collection of taxes | 11,250.00 |
| Finance Department | 750.00 |
| Protection to Persons & Property | |
| Fire | 6,920.00 |
| Police | 6,370.00 |
| Other | |
| Streets and Roads | |
| Repairs and maintenance | 36,098.97 |
| Street lighting | 4,400.00 |
| Sanitation | |
| Street cleaning | |
| Garbage and ash removal | |
| Sewers | |
| Health and Charities | |
| Health service | 1,600.00 |
| Poor (including relief) | 4,075.00 |
| Hospitals (aid and maintenance) | 100.00 |
| Other | |
| Recreation | |
| Beaches and boardwalks | |
| Parks and playgrounds | |
| Other | |
| Educational | |
| (Exclusive of school districts) | |
| Unclassified Purposes | |
| (Including contingent) | 300.00 |
| SUB-TOTAL—Municipal functions.. | \$83,868.97 |

| | |
|---|-----------------|
| Per Capita—Municipal functions | \$20.26 |
| Capital imp'ts and capital imp't fund | \$3,000.00 |
| Debt Service | |
| Principal payments | \$5,000.00 |
| Interest payments | 3,360.00 |
| Total | 8,360.00 |

| | |
|--|--------------------|
| Per Capita Debt Service | \$2.02 |
| Deferred Charges and Statutory Expenditures | |
| Emergencies | \$1,000.00 |
| Other deferred chgs. | |
| Total | 1,000.00 |
| TOTAL—Municipal expenditures | \$96,228.97 |

| | |
|---|-------------------|
| Required Payments for Local School, County, and Special District Taxes | 139,702.18 |
|---|-------------------|

| | |
|---|---------------------|
| TOTAL EXPENDITURES AND REQUIRED PAYMENTS | \$235,931.15 |
| Reserve for uncollected taxes | \$54,155.34 |
| GRAND TOTAL—Budget | \$290,086.49 |

| | |
|--|---------------------|
| RECEIPTS AND REVENUES REALIZED IN 1952 TO MEET EXPENDITURES AND REQUIRED PAYMENTS | |
| Surplus revenue appropriated | \$33,000.00 |
| Miscellaneous revenues realized | 57,706.01 |
| State aid revenues realized | 5,748.00 |
| Delinquent taxes including | |
| liens—1952 collections | 35,587.59 |
| Current taxes—1952 collections | 134,812.85 |
| Emergency borrowings | |
| TOTAL RECEIPTS AND REVENUES REALIZED | \$266,854.45 |

CAPITAL OUTLAY—1952

| | |
|--------------------------------------|------------|
| Beaches and boardwalks | |
| Buildings and equipment | \$1,970.58 |
| Parks and playgrounds | |
| Sewers | |
| Streets, roads and bridges | 35,587.59 |
| Water supply | |
| Other | |

| | |
|----------------------------------|----------------|
| Tax rate | \$10.41 |
| Local school tax rate | 6.33 |
| County tax rate | 1.72 |
| Local purpose tax rate | 2.36 |

TAXES

| | |
|---|---------------------|
| Local school tax | \$109,808.93 |
| County taxes | 29,893.25 |
| Special district taxes | |
| Local purpose levy | \$139,702.18 |
| Total tax levy (tax duplicate) | 40,737.34 |
| Per Capita Total Tax Levy | \$43.58 |

| | |
|--|--------------|
| Current | |
| 1952 taxes levied (total) | \$180,857.17 |
| Collected in 1952 | 134,812.85 |
| Per cent of levy collected in 1952 | 74.54 |
| Transferred to liens | 25,265.75 |
| Cancelled, abated or adjusted | 1,374.51 |
| Outstanding December 31, 1952 | \$19,404.06 |

| | |
|-------------------------------------|-------------|
| All Prior Years Outstanding | |
| Balance January 1, 1952 | \$25,747.54 |
| Collected in 1952 | 20,806.92 |
| Balance December 31, 1952 | \$2,587.77 |

| | |
|-------------------------------------|--------------|
| Tax Title Liens Outstanding | |
| Balance January 1, 1952 | \$318,651.04 |
| Redeemed by cash | 14,780.67 |
| Balance December 31, 1952 | \$323,957.44 |

| | |
|---|-------------|
| Property Acquired by Deed or Foreclosure | |
| Balance January 1, 1952 | \$25,317.50 |
| Sale for cash | 14,050.50 |
| Balance December 31, 1952 | \$22,700.00 |

CAPITAL DEBT, DECEMBER 31, 1952

| | |
|--|---------------------|
| Gross Debt | |
| School debt | \$190,000.00 |
| Self-liquidating debt | |
| Other capital debt | 74,000.00 |
| TOTAL GROSS DEBT | \$264,000.00 |
| Per Capita Gross Debt | \$63.77 |

| | |
|-----------------------------------|---------------------|
| Deductions for | |
| School debt | \$96,812.00 |
| Self-liquidating debt | |
| Other capital debt | |
| TOTAL DEDUCTIONS | 96,812.00 |
| NET DEBT | \$167,188.00 |

| | |
|--|----------------|
| Average Assessed Valuations | |
| Real Property 1950-1951-1952 | \$1,613,541.00 |
| Per Cent of Net Deb | 10.36 |

CURRENT FINANCES DECEMBER 31, 1952

| | |
|--|---------------------|
| Cash | \$96,825.59 |
| Taxes receivable | 21,991.83 |
| Tax title liens | 323,957.44 |
| Foreclosed property | 25,700.00 |
| Accounts receivable | 2,696.77 |
| State road aid receivable | 2,626.61 |
| Emergencies and deferred charges | 4,398.97 |
| TOTAL ASSETS | \$475,197.21 |

| | |
|--|---------------------|
| Cash liabilities | \$17,012.70 |
| Reserves | 371,346.04 |
| Surplus revenue | 86,838.47 |
| TOTAL LIABILITIES AND SURPLUS | \$475,197.21 |

GARFIELD CITY—BERGEN COUNTY

Population Census, 1950—27,550 Land Area 2.1 sq. mi. Net Valuation Taxable \$26,591,971

| | |
|--|---------------------|
| EXPENDITURES AND REQUIRED PAYMENTS FOR 1952 | |
| General Government | |
| Administrative and executive | \$95,786.49 |
| Assessment and collection of taxes | 31,793.28 |
| Finance Department | 19,386.66 |
| Protection to Persons & Property | |
| Fire | 31,647.38 |
| Police | 169,827.71 |
| Other | |
| Streets and Roads | |
| Repairs and maintenance | 69,336.99 |
| Street lighting | 21,395.82 |
| Sanitation | |
| Street cleaning | |
| Garbage and ash removal | 71,153.39 |
| Sewers | 85,021.55 |
| Health and Charities | |
| Health service | 20,445.92 |
| Poor (including relief) | 12,676.98 |
| Hospitals (aid and maintenance) | 1,400.00 |
| Other | |
| Recreation | |
| Beaches and boardwalks | |
| Parks and playgrounds | 17,088.19 |
| Other | 3,200.00 |
| Educational | |
| (Exclusive of school districts) .. | 14,242.65 |
| Unclassified Purposes | |
| (Including contingent) | 22,109.91 |
| SUB-TOTAL—Municipal functions.. | \$686,512.92 |

| | |
|--|-----------------------|
| Per Capita—Municipal functions | \$24.92 |
| Capital imp'ts and capital imp't fund | \$14,435.00 |
| Debt Service | |
| Principal payments . | \$279,000.00 |
| Interest payments .. | 98,712.75 |
| Total | *377,712.75 |
| Per Capita Debt Service | |
| Deferred Charges and Statutory Expenditures | \$13.71 |
| Emergencies | \$103,400.00 |
| Other deferred chgs. | 201,021.26 |
| Total | 304,421.26 |
| TOTAL—Municipal expenditures .. | \$1,383,081.93 |

| | |
|---|-------------------|
| Required Payments for Local School, County, and Special District Taxes | 899,099.82 |
|---|-------------------|

| | |
|---|-----------------------|
| TOTAL EXPENDITURES AND REQUIRED PAYMENTS | \$2,282,181.75 |
| Reserve for uncollected taxes | \$69,191.42 |
| GRAND TOTAL—Budget | \$2,351,373.17 |

| | |
|--|--------------|
| RECEIPTS AND REVENUES REALIZED IN 1952 TO MEET EXPENDITURES AND REQUIRED PAYMENTS | |
| Surplus revenue appropriated .. | \$41,100.00 |
| Miscellaneous revenues realized .. | 279,389.46 |
| State aid revenues realized | 14,615.00 |
| Delinquent taxes including | |
| liens—1952 collections | 58,133.56 |
| Current taxes—1952 collections .. | 1,727,759.20 |
| Emergency borrowings | 294,950.00 |

| | |
|---|-----------------------|
| TOTAL RECEIPTS AND REVENUES REALIZED | \$2,415,047.22 |
|---|-----------------------|

CAPITAL OUTLAY—1952

| | |
|----------------------------------|--------------|
| Beaches and boardwalks | |
| Buildings and equipment | |
| Parks and playgrounds | |
| Sewers | |
| Streets, roads and bridges | |
| Water supply | |
| Other | \$283,820.85 |

| | |
|------------------------------|---------------|
| Tax rate | \$6.73 |
| Local school tax rate | 2.57 |
| County tax rate | 0.81 |
| Local purpose tax rate | 3.35 |

TAXES

| | |
|--|-----------------------|
| Local school tax ... | \$683,250.74 |
| County taxes | 215,849.08 |
| Special district taxes | |
| Local purpose levy | \$899,099.82 |
| | 894,655.85 |
| Total tax levy (tax duplicate) .. | \$1,793,755.67 |

| | |
|--|----------------|
| Per Capita Total Tax Levy | \$65.11 |
|--|----------------|

| | |
|--|----------------|
| Current | |
| 1952 taxes levied (total) | \$1,804,532.87 |
| Collected in 1952 | 1,727,759.20 |
| Per cent of levy collected in 1952 ... | 95.74 |
| Transferred to liens | 913.63 |
| Cancelled, abated or adjusted .. | 5,303.21 |
| Outstanding December 31, 1952 .. | \$70,556.83 |

| | |
|------------------------------------|--------------|
| All Prior Years Outstanding | |
| Balance January 1, 1952 | \$171,815.13 |
| Collected in 1952 | 48,311.97 |
| Balance December 31, 1952 | \$114,435.02 |

| | |
|------------------------------------|-------------|
| Tax Title Liens Outstanding | |
| Balance January 1, 1952 | \$16,489.05 |
| Redeemed by cash | 221.68 |
| Balance December 31, 1952 | \$17,114.05 |

| | |
|---|--------------|
| Property Acquired by Deed or Foreclosure | |
| Balance January 1, 1952 | \$213,349.23 |
| Sale for cash | 9,599.91 |
| Balance December 31, 1952 | \$194,800.14 |

CAPITAL DEBT, DECEMBER 31, 1952

| | |
|-----------------------------|--------------|
| Gross Debt | |
| School debt | \$179,000.00 |
| Self-liquidating debt. | 482,000.00 |
| Other capital debt .. | 1,766,716.00 |

| | |
|------------------------------------|-----------------------|
| TOTAL GROSS DEBT | \$2,427,716.00 |
| Per Capita Gross Debt | \$88.12 |

| | |
|-----------------------------|--------------|
| Deductions for | |
| School debt | \$179,000.00 |
| Self-liquidating debt. | |
| Other capital debt .. | |

| | |
|-------------------------------|-----------------------|
| TOTAL DEDUCTIONS | 179,000.00 |
| NET DEBT | \$2,248,716.00 |

| | |
|------------------------------------|-----------------|
| Average Assessed Valuations | |
| Real Property 1950-1951-1952 .. | \$20,456,671.00 |
| Per Cent of Net Debt | 10.99 |

CURRENT FINANCES DECEMBER 31, 1952

| | |
|-------------------------------------|---------------------|
| Cash | \$37,427.12 |
| Taxes receivable | 184,991.85 |
| Tax title liens | 17,114.05 |
| Foreclosed property | 194,800.14 |
| Accounts receivable | 124,672.48 |
| State road aid receivable | 31,797.00 |
| Emergencies and deferred charges .. | 320,597.61 |
| TOTAL ASSETS | \$911,400.25 |

| | |
|------------------------|--------------|
| Cash liabilities | \$373,184.97 |
| Reserves | 521,578.52 |
| Surplus revenue | 16,636.76 |

| | |
|--|---------------------|
| TOTAL LIABILITIES AND SURPLUS | \$911,400.25 |
|--|---------------------|

* Includes \$20,767.50 Art. VI School Debt Service.

GARWOOD BOROUGH—UNION COUNTY

Population Census, 1950—4,622

Land Area 0.7 sq. mi.

Net Valuation Taxable \$5,687,710

| | |
|--|---------------------|
| EXPENDITURES AND REQUIRED PAYMENTS FOR 1952 | |
| General Government | |
| Administrative and executive | \$20,825.04 |
| Assessment and collection of taxes | 6,499.96 |
| Finance Department | |
| Protection to Persons & Property | |
| Fire | 18,651.85 |
| Police | 61,450.15 |
| Other | |
| Streets and Roads | |
| Repairs and maintenance | 41,546.71 |
| Street lighting | 9,566.10 |
| Sanitation | |
| Street cleaning | |
| Garbage and ash removal | |
| Sewers | 7,595.44 |
| Health and Charities | |
| Health service | 4,385.39 |
| Poor (including relief) | 1,112.40 |
| Hospitals (aid and maintenance) | |
| Other | |
| Recreation | |
| Beaches and boardwalks | |
| Parks and playgrounds | |
| Other | 2,800.00 |
| Educational | |
| (Exclusive of school districts) .. | 1,825.00 |
| Unclassified Purposes | |
| (Including contingent) | 6,406.00 |
| SUB-TOTAL—Municipal functions.. | \$182,664.04 |
| Per Capita—Municipal functions | \$39.52 |
| Capital imp'ts and capital imp't fund | \$800.00 |
| Debt Service | |
| Principal payments . | \$3,000.00 |
| Interest payments .. | 480.00 |
| Total | 3,480.00 |
| Per Capita Debt Service | \$0.75 |
| Deferred Charges and Statutory Expenditures | |
| Emergencies | |
| Other deferred chgs. | \$9,782.11 |
| Total | \$9,782.11 |
| TOTAL—Municipal expenditures ... | \$196,726.15 |
| Required Payments for Local School, County, and Special District Taxes | |
| | 262,964.38 |
| TOTAL EXPENDITURES AND REQUIRED PAYMENTS | \$459,690.53 |
| Reserve for uncollected taxes | \$28,199.70 |
| GRAND TOTAL—Budget | \$487,889.53 |
| RECEIPTS AND REVENUES REALIZED IN 1952 TO MEET EXPENDITURES AND REQUIRED PAYMENTS | |
| Surplus revenue appropriated .. | \$46,000.00 |
| Miscellaneous revenues realized. | 43,882.45 |
| State aid revenues realized | 4,017.08 |
| Delinquent taxes including | |
| liens—1952 collections | 9,417.45 |
| Current taxes—1952 collections.. | 384,593.00 |
| Emergency borrowings | |
| TOTAL RECEIPTS AND REVENUES REALIZED | \$487,909.98 |
| CAPITAL OUTLAY—1952 | |
| Beaches and boardwalks | |
| Buildings and equipment | |
| Parks and playgrounds | |
| Sewers | |
| Streets, roads and bridges | \$30,708.13 |
| Water supply | |
| Other | |

| | |
|---|---------------------|
| Tax rate | \$6.94 |
| Local school tax rate | 3.78 |
| County tax rate | 0.84 |
| Local purpose tax rate | 2.32 |
| TAXES | |
| Local school tax ... | \$215,022.93 |
| County taxes | 47,941.45 |
| Special district taxes | |
| Local purpose levy | \$262,964.38 |
| | 131,264.11 |
| Total tax levy (tax duplicate) .. | \$394,228.49 |
| Per Capita Total Tax Levy | \$85.29 |
| Current | |
| 1952 taxes levied (total) | \$395,974.70 |
| Collected in 1952 | 384,593.00 |
| Per cent of levy collected in 1952 ... | 97.12 |
| Transferred to liens | 249.43 |
| Cancelled, abated or adjusted .. | 69.40 |
| Outstanding December 31, 1952 .. | \$11,062.87 |
| All Prior Years Outstanding | |
| Balance January 1, 1952 | \$14,690.43 |
| Collected in 1952 | 8,038.32 |
| Balance December 31, 1952 | \$6,034.65 |
| Tax Title Liens Outstanding | |
| Balance January 1, 1952 | \$1,872.59 |
| Redeemed by cash | 1,379.13 |
| Balance December 31, 1952 | \$862.50 |
| Property Acquired by Deed or Foreclosure | |
| Balance January 1, 1952 | \$62,275.00 |
| Sale for cash | 7,464.00 |
| Balance December 31, 1952 | \$52,525.00 |

| | |
|--|---------------------|
| CAPITAL DEBT, DECEMBER 31, 1952 | |
| Gross Debt | |
| School debt | \$256,752.00 |
| Self-liquidating debt. | |
| Other capital debt .. | 50,556.00 |
| TOTAL GROSS DEBT | \$307,308.00 |
| Per Capita Gross Debt | \$66.49 |
| Deductions for | |
| School debt | \$256,752.00 |
| Self-liquidating debt. | |
| Other capital debt .. | 9,000.00 |
| TOTAL DEDUCTIONS | 265,752.00 |
| NET DEBT | \$41,556.00 |
| Average Assessed Valuations | |
| Real Property 1950-1951-1952.. | \$4,684,405.00 |
| Per Cent of Net Debt | 0.88 |

| | |
|--|---------------------|
| CURRENT FINANCES DECEMBER 31, 1952 | |
| Cash | \$131,378.02 |
| Taxes receivable | 17,097.52 |
| Tax title liens | 862.50 |
| Foreclosed property | 52,525.00 |
| Accounts receivable | 3,314.26 |
| State road aid receivable | |
| Emergencies and deferred charges .. | |
| TOTAL ASSETS | \$205,177.30 |
| Cash liabilities | \$21,994.50 |
| Reserves | 73,799.28 |
| Surplus revenue | 109,383.52 |
| TOTAL LIABILITIES AND SURPLUS | \$205,177.30 |

GIBBSBORO BOROUGH—CAMDEN COUNTY

Population Census, 1950—906 Land Area 2.15 sq. mi. Net Valuation Taxable \$1,384,174

| | |
|--|--------------------|
| EXPENDITURES AND REQUIRED PAYMENTS FOR 1952 | |
| General Government | |
| Administrative and executive | \$2,257.46 |
| Assessment and collection of taxes | 3,078.67 |
| Finance Department | 622.00 |
| Protection to Persons & Property | |
| Fire | 200.00 |
| Police | 1,128.41 |
| Other | |
| Streets and Roads | |
| Repairs and maintenance | 1,751.22 |
| Street lighting | 1,303.50 |
| Sanitation | |
| Street cleaning | |
| Garbage and ash removal | 312.00 |
| Sewers | |
| Health and Charities | |
| Health service | 11.25 |
| Poor (including relief) | 461.12 |
| Hospitals (aid and maintenance) | |
| Other | |
| Recreation | |
| Beaches and boardwalks | |
| Parks and playgrounds | 60.00 |
| Other | |
| Educational | |
| (Exclusive of school districts) .. | |
| Unclassified Purposes | |
| (Including contingent) | |
| SUB-TOTAL—Municipal functions.. | \$11,185.63 |

| | |
|--|-------------------|
| Per Capita—Municipal functions | \$12.35 |
| Capital imp'ts and capital imp't fund | |
| Debt Service | |
| Principal payments .. | |
| Interest payments .. | |
| Total | |
| Per Capita Debt Service | |
| Deferred Charges and Statutory Expenditures | |
| Emergencies | |
| Other deferred chgs. \$4,000.00 | |
| Total | \$4,000.00 |

| | |
|---|--------------------|
| TOTAL—Municipal expenditures .. | \$15,185.63 |
| Required Payments for Local School, County, and Special District Taxes | 53,063.88 |
| TOTAL EXPENDITURES AND REQUIRED PAYMENTS | \$68,249.51 |
| Reserve for uncollected taxes | \$3,311.29 |
| GRAND TOTAL—Budget | \$71,560.80 |

| | |
|--|--------------------|
| RECEIPTS AND REVENUES REALIZED IN 1952 TO MEET EXPENDITURES AND REQUIRED PAYMENTS | |
| Surplus revenue appropriated .. | \$4,000.00 |
| Miscellaneous revenues realized .. | 6,344.04 |
| State aid revenues realized | 1,253.00 |
| Delinquent taxes including | |
| liens—1952 collections | 1,721.75 |
| Current taxes—1952 collections.. | 53,998.63 |
| Emergency borrowings | |
| TOTAL RECEIPTS AND REVENUES REALIZED | \$67,317.42 |

| | |
|----------------------------------|-------|
| CAPITAL OUTLAY—1952 | |
| Beaches and boardwalks | |
| Buildings and equipment | |
| Parks and playgrounds | |
| Sewers | |
| Streets, roads and bridges | |
| Water supply | |
| Other | |

| | |
|--|--------------------|
| Tax rate | \$4.10 |
| Local school tax rate | 2.21 |
| County tax rate | 1.62 |
| Local purpose tax rate | 0.27 |
| TAXES | |
| Local school tax ... | \$30,607.75 |
| County taxes | 22,456.13 |
| Special district taxes | |
| Local purpose levy | \$53,063.88 |
| Total tax levy (tax duplicate) .. | \$56,486.17 |
| Per Capita Total Tax Levy | |
| \$62.35 | |

| | |
|--|-------------|
| Current | |
| 1952 taxes levied (total) | \$56,984.44 |
| Collected in 1952 | 53,998.63 |
| Per cent of levy collected in 1952 ... | 94.76 |
| Transferred to liens | 219.87 |
| Cancelled, abated or adjusted .. | |
| Outstanding December 31, 1952 .. | \$2,765.94 |

| | |
|------------------------------------|------------|
| All Prior Years Outstanding | |
| Balance January 1, 1952 | \$2,932.24 |
| Collected in 1952 | 1,611.57 |
| Balance December 31, 1952 | \$1,540.54 |

| | |
|------------------------------------|------------|
| Tax Title Liens Outstanding | |
| Balance January 1, 1952 | \$3,169.15 |
| Redeemed by cash | 110.18 |
| Balance December 31, 1952 | \$3,058.97 |

| | |
|---|------------|
| Property Acquired by Deed or Foreclosure | |
| Balance January 1, 1952 | \$2,368.00 |
| Sale for cash | 436.00 |
| Balance December 31, 1952 | \$1,970.00 |

| | |
|--|---------------------|
| CAPITAL DEBT, DECEMBER 31, 1952 | |
| Gross Debt | |
| School debt | \$170,000.00 |
| Self-liquidating debt. | |
| Other capital debt .. | |
| TOTAL GROSS DEBT | \$170,000.00 |
| Per Capita Gross Debt | \$187.64 |

| | |
|-------------------------------|---------------------|
| Deductions for | |
| School debt | \$59,706.00 |
| Self-liquidating debt. | |
| Other capital debt .. | |
| TOTAL DEDUCTIONS | 59,706.00 |
| NET DEBT | \$110,294.00 |

| | |
|------------------------------------|--------------|
| Average Assessed Valuations | |
| Real Property 1950-1951-1952 .. | \$995,104.00 |
| Per Cent of Net Debt | 11.08 |

| | |
|--|--------------------|
| CURRENT FINANCES DECEMBER 31, 1952 | |
| Cash | \$3,580.60 |
| Taxes receivable | 4,306.48 |
| Tax title liens | 3,058.97 |
| Foreclosed property | 1,970.00 |
| Accounts receivable | |
| State road aid receivable .. | |
| Emergencies and deferred charges .. | 1,586.63 |
| TOTAL ASSETS | \$14,502.68 |
| Cash liabilities | \$616.02 |
| Reserves | 9,335.45 |
| Surplus revenue | 4,551.21 |
| TOTAL LIABILITIES AND SURPLUS | \$14,502.68 |

GLASSBORO BOROUGH—GLOUCESTER COUNTY

Population Census, 1950—5,867

Land Area 9.23 sq. mi.

Net Valuation Taxable \$4,093,750

| | |
|--|---------------------|
| EXPENDITURES AND REQUIRED PAYMENTS FOR 1952 | |
| General Government | |
| Administrative and executive | \$18,295.00 |
| Assessment and collection of taxes | 8,350.00 |
| Finance Department | 1,340.00 |
| Protection to Persons & Property | |
| Fire | 10,000.00 |
| Police | 49,385.00 |
| Other | |
| Streets and Roads | |
| Repairs and maintenance | 29,000.00 |
| Street lighting | 13,500.00 |
| Sanitation | |
| Street cleaning | |
| Garbage and ash removal | 5,821.00 |
| Sewers | 10,000.00 |
| Health and Charities | |
| Health service | 2,650.00 |
| Poor (including relief) | 4,295.00 |
| Hospitals (aid and maintenance) | |
| Other | |
| Recreation | |
| Beaches and boardwalks | |
| Parks and playgrounds | 655.00 |
| Other | |
| Educational | |
| (Exclusive of school districts) | |
| Unclassified Purposes | |
| (Including contingent) | 5,300.00 |
| SUB-TOTAL—Municipal functions.. | \$158,591.00 |
| Per Capita—Municipal functions | \$27.03 |
| Capital imp'ts and capital imp't fund | \$31,133.33 |
| Debt Service | |
| Principal payments | \$32,000.00 |
| Interest payments | 4,640.00 |
| Total | \$36,640.00 |
| Per Capita Debt Service | \$6.25 |
| Deferred Charges and Statutory Expenditures | |
| Emergencies | \$2,000.00 |
| Other deferred chgs. | |
| Total | 2,000.00 |
| TOTAL—Municipal expenditures | \$228,364.33 |
| Required Payments for Local School, County, and Special District Taxes | |
| | 242,788.15 |
| TOTAL EXPENDITURES AND REQUIRED PAYMENTS | \$471,152.48 |
| Reserve for uncollected taxes | \$48,089.69 |
| GRAND TOTAL—Budget | \$519,242.17 |
| RECEIPTS AND REVENUES REALIZED IN 1952 TO MEET EXPENDITURES AND REQUIRED PAYMENTS | |
| Surplus revenue appropriated | \$103,739.22 |
| Miscellaneous revenues realized | 100,260.08 |
| State aid revenues realized | 11,575.90 |
| Delinquent taxes including | |
| Liens—1952 collections | 31,222.89 |
| Current taxes—1952 collections | 278,280.17 |
| Emergency borrowings | |
| TOTAL RECEIPTS AND REVENUES REALIZED | \$525,078.26 |
| CAPITAL OUTLAY—1952 | |
| Beaches and boardwalks | |
| Buildings and equipment | \$31,755.55 |
| Parks and playgrounds | |
| Sewers | |
| Streets, roads and bridges | 6,217.06 |
| Water supply | |
| Other | |

| | |
|---|---------------------|
| Tax rate | \$7.48 |
| Local school tax rate | 4.91 |
| County tax rate | 1.02 |
| Local purpose tax rate | 1.55 |
| TAXES | |
| Local school tax | \$200,975.00 |
| County taxes | 41,813.15 |
| Special district taxes | |
| Local purpose levy | \$242,788.15 |
| Total tax levy (tax duplicate) | \$307,245.95 |
| Per Capita Total Tax Levy | |
| | \$52.37 |
| Current | |
| 1952 taxes levied (total) | \$314,087.33 |
| Collected in 1952 | 278,280.17 |
| Per cent of levy collected in 1952 | 88.59 |
| Transferred to liens | 2,547.07 |
| Cancelled, abated or adjusted | 3,043.57 |
| Outstanding December 31, 1952 | \$30,216.52 |
| All Prior Years Outstanding | |
| Balance January 1, 1952 | \$26,794.04 |
| Collected in 1952 | \$24,560.33 |
| Balance December 31, 1952 | \$1,198.84 |
| Tax Title Liens Outstanding | |
| Balance January 1, 1952 | \$129,189.07 |
| Redeemed by cash | 6,662.56 |
| Balance December 31, 1952 | \$122,266.22 |
| Property Acquired by Deed or Foreclosure | |
| Balance January 1, 1952 | \$10,268.00 |
| Sale for cash | 5,250.00 |
| Balance December 31, 1952 | \$5,651.00 |
| CAPITAL DEBT, DECEMBER 31, 1952 | |
| Gross Debt | |
| School debt | \$312,000.00 |
| Self-liquidating debt | 74,000.00 |
| Other capital debt | 84,000.00 |
| TOTAL GROSS DEBT | \$470,000.00 |
| Per Capita Gross Debt | \$80.11 |
| Deductions for | |
| School debt | \$275,123.00 |
| Self-liquidating debt | 74,000.00 |
| Other capital debt | |
| TOTAL DEDUCTIONS | 349,123.00 |
| NET DEBT | \$120,877.00 |
| Average Assessed Valuations | |
| Real Property 1950-1951-1952 | \$3,439,041.00 |
| Per Cent of Net Debt | 3.51 |
| CURRENT FINANCES DECEMBER 31, 1952 | |
| Cash | \$116,905.54 |
| Taxes receivable | 31,415.36 |
| Tax title liens | 122,266.22 |
| Foreclosed property | 5,651.00 |
| Accounts receivable | 854.44 |
| State road aid receivable | 3,000.00 |
| Emergencies and deferred charges | |
| TOTAL ASSETS | \$280,092.56 |
| Cash liabilities | \$71,055.46 |
| Reserves | 160,187.02 |
| Surplus revenue | 48,850.08 |
| TOTAL LIABILITIES AND SURPLUS | \$280,092.56 |

GLEN GARDNER BOROUGH—HUNTERDON COUNTY

Population Census, 1950—65± Land Area 1.5 sq. mi. Net Valuation Taxable \$275,720

| | |
|--|-------------------|
| EXPENDITURES AND RE- QUIRED PAYMENTS FOR 1952 | |
| General Government | |
| Administrative and executive | \$1,910.92 |
| Assessment and collection of taxes | 525.84 |
| Finance Department | |
| Protection to Persons & Property | |
| Fire | 400.00 |
| Police | 62.00 |
| Other | |
| Streets and Roads | |
| Repairs and maintenance | 2,874.47 |
| Street lighting | 1,200.00 |
| Sanitation | |
| Street cleaning | |
| Garbage and ash removal | 920.00 |
| Sewers | |
| Health and Charities | |
| Health service | 368.00 |
| Poor (including relief) | 80.00 |
| Hospitals (aid and maintenance) | |
| Other | |
| Recreation | |
| Beaches and boardwalks | |
| Parks and playgrounds | 25.00 |
| Other | |
| Educational | |
| (Exclusive of school districts) .. | |
| Unclassified Purposes | |
| (Including contingent) | |
| SUB-TOTAL—Municipal functions.. | \$8,366.23 |

| | |
|---|----------------|
| Per Capita—Municipal functions | \$12.79 |
| Capital imp'ts and capital imp't fund | |
| Debt Service | |
| Principal payments .. | |
| Interest payments .. | |
| Total | |

| | |
|--|-------------------|
| Per Capita Debt Service | |
| Deferred Charges and Statutory Expenditures | |
| Emergencies | |
| Other deferred chgs. | |
| Total | |
| TOTAL—Municipal expenditures .. | \$8,366.23 |

| | |
|---|------------------|
| Required Payments for Local School, County, and Special District Taxes | 18,504.04 |
|---|------------------|

| | |
|---|--------------------|
| TOTAL EXPENDITURES AND REQUIRED PAYMENTS | \$26,870.27 |
|---|--------------------|

| | |
|-------------------------------------|------------|
| Reserve for uncollected taxes | \$2,073.99 |
|-------------------------------------|------------|

| | |
|---------------------------------|--------------------|
| GRAND TOTAL—Budget | \$28,944.26 |
|---------------------------------|--------------------|

| | |
|--|--------------------|
| RECEIPTS AND REVENUES REALIZED IN 1952 TO MEET EXPENDITURES AND REQUIRED PAYMENTS | |
| Surplus revenue appropriated .. | \$1,000.00 |
| Miscellaneous revenues realized .. | 3,002.69 |
| State aid revenues realized | 1,832.00 |
| Delinquent taxes including | |
| liens—1952 collections | 1,667.30 |
| current taxes—1952 collections.. | 19,374.28 |
| Emergency borrowings | |
| TOTAL RECEIPTS AND REVENUES REALIZED | \$26,876.27 |

| | |
|----------------------------------|-------|
| CAPITAL OUTLAY—1952 | |
| Beaches and boardwalks | |
| Buildings and equipment | |
| Parks and playgrounds | |
| Sewers | |
| Streets, roads and bridges | |
| Water supply | |
| Other | |

| | |
|------------------------------|---------------|
| Tax rate | \$7.96 |
| Local school tax rate | 5.71 |
| County tax rate | 1.00 |
| Local purpose tax rate | 1.25 |

| | |
|------------------------------|-------------|
| TAXES | |
| Local school tax ... | \$15,745.23 |
| County taxes | 2,758.81 |
| Special district taxes | |

| | |
|--|--------------------|
| Local purpose levy | \$18,504.04 |
| Total tax levy (tax duplicate) .. | \$21,944.03 |

| | |
|--|----------------|
| Per Capita Total Tax Levy | \$33.55 |
|--|----------------|

| | |
|---|-------------|
| Current | |
| 1952 taxes levied (total) | \$22,046.41 |
| Collected in 1952 | 19,374.28 |
| Per cent of levy col- lected in 1952 ... | 87.87 |
| Transferred to liens | 7.96 |
| Cancelled, abated or adjusted .. | 30.86 |
| Outstanding December 31, 1952 .. | \$2,633.31 |

| | |
|------------------------------------|------------|
| All Prior Years Outstanding | |
| Balance January 1, 1952 | \$1,851.69 |
| Collected in 1952 | 1,667.30 |
| Balance December 31, 1952 | \$152.17 |

| | |
|------------------------------------|---------|
| Tax Title Liens Outstanding | |
| Balance January 1, 1952 | |
| Redeemed by cash | |
| Balance December 31, 1952 | \$39.60 |

| | |
|---|-------|
| Property Acquired by Deed or Foreclosure | |
| Balance January 1, 1952 | |
| Sale for cash | |
| Balance December 31, 1952 | |

| | |
|--|--------------------|
| CAPITAL DEBT, DECEMBER 31, 1952 | |
| Gross Debt | |
| School debt | \$18,456.00 |
| Self-liquidating debt. | |
| Other capital debt .. | |
| TOTAL GROSS DEBT | \$18,456.00 |
| Per Capita Gross Debt | \$28.22 |

| | |
|-------------------------------|------------------|
| Deductions for | |
| School debt | \$18,456.00 |
| Self-liquidating debt. | |
| Other capital debt .. | |
| TOTAL DEDUCTIONS | 18,456.00 |
| NET DEBT | |

| | |
|------------------------------------|--------------|
| Average Assessed Valuations | |
| Real Property 1950-1951-1952.. | \$248,000.00 |
| Per Cent of Net Debt | |

| | |
|--|--------------------|
| CURRENT FINANCES DECEMBER 31, 1952 | |
| Cash | \$19,485.18 |
| Taxes receivable | 2,785.48 |
| Tax title liens | 39.60 |
| Foreclosed property | |
| Accounts receivable | |
| State road aid receivable | |
| Emergencies and deferred charges .. | 438.23 |
| TOTAL ASSETS | \$22,748.49 |
| Cash liabilities | \$7,606.71 |
| Reserves | 2,825.08 |
| Surplus revenue | 12,316.70 |
| TOTAL LIABILITIES AND SURPLUS | \$22,748.49 |

GLEN RIDGE BOROUGH—ESSEX COUNTY

Population Census, 1950—7,620

Land Area 1.3 sq. mi.

Net Valuation Taxable \$16,742,845

| | |
|--|-----------------------|
| EXPENDITURES AND REQUIRED PAYMENTS FOR 1952 | |
| General Government | |
| Administrative and executive | \$36,118.67 |
| Assessment and collection of taxes | 11,571.60 |
| Finance Department | 3,105.38 |
| Protection to Persons & Property | |
| Fire | 33,754.83 |
| Police | 107,084.08 |
| Other | 6,399.31 |
| Streets and Roads | |
| Repairs and maintenance | 18,414.26 |
| Street lighting | 16,115.42 |
| Sanitation | |
| Street cleaning | 11,456.36 |
| Garbage and ash removal | 41,300.00 |
| Sewers | 12,538.28 |
| Health and Charities | |
| Health service | 9,595.25 |
| Poor (including relief) | 2,018.38 |
| Hospitals (aid and maintenance) | |
| Other | |
| Recreation | |
| Beaches and boardwalks | |
| Parks and playgrounds | 14,547.56 |
| Other | |
| Educational | |
| (Exclusive of school districts) | 26,492.22 |
| Unclassified Purposes | |
| (Including contingent) | 28,173.14 |
| SUB-TOTAL—Municipal functions.. | \$378,684.74 |
| Per Capita—Municipal functions | \$49.70 |
| Capital imp'ts and capital imp't fund | \$17,500.00 |
| Debt Service | |
| Principal payments | \$23,000.00 |
| Interest payments | 10,155.00 |
| Total | 33,155.00 |
| Per Capita Debt Service | \$4.35 |
| Deferred Charges and Statutory Expenditures | |
| Emergencies | |
| Other deferred chgs. | \$33,985.17 |
| Total | 33,985.17 |
| TOTAL—Municipal expenditures | \$463,324.91 |
| Required Payments for Local School, County, and Special District Taxes | |
| | 639,204.49 |
| TOTAL EXPENDITURES AND REQUIRED PAYMENTS | \$1,102,529.40 |
| Reserve for uncollected taxes | \$55,066.64 |
| GRAND TOTAL—Budget | \$1,157,596.04 |
| RECEIPTS AND REVENUES REALIZED IN 1952 TO MEET EXPENDITURES AND REQUIRED PAYMENTS | |
| Surplus revenue appropriated | \$80,000.00 |
| Miscellaneous revenues realized | 83,826.96 |
| State aid revenues realized | 5,950.00 |
| Delinquent taxes including | |
| liens—1952 collections | 28,961.48 |
| current taxes—1952 collections | 986,107.41 |
| Emergency borrowings | |
| TOTAL RECEIPTS AND REVENUES REALIZED | \$1,184,845.85 |
| CAPITAL OUTLAY—1952 | |
| Beaches and boardwalks | |
| Buildings and equipment | \$7,167.76 |
| Parks and playgrounds | |
| Sewers | |
| Streets, roads and bridges | |
| Water supply | 24,375.00 |
| Other | |

| | |
|---|-----------------------|
| Tax rate | \$6.00 |
| Local school tax rate | 2.77 |
| County tax rate | 1.04 |
| Local purpose tax rate | 2.19 |
| TAXES | |
| Local school tax | \$464,523.48 |
| County taxes | 174,681.01 |
| Special district taxes | |
| Local purpose levy | \$639,204.49 |
| | 366,688.32 |
| Total tax levy (tax duplicate) | \$1,005,892.81 |
| Per Capita Total Tax Levy | |
| | \$132.01 |
| Current | |
| 1952 taxes levied (total) | \$1,008,802.59 |
| Collected in 1952 | 986,107.41 |
| Per cent of levy collected in 1952 | 97.75 |
| Transferred to liens | |
| Cancelled, abated or adjusted | 1,668.00 |
| Outstanding December 31, 1952 | \$21,027.18 |
| All Prior Years Outstanding | |
| Balance January 1, 1952 | \$31,078.42 |
| Collected in 1952 | 28,963.43 |
| Balance December 31, 1952 | \$2,114.99 |
| Tax Title Liens Outstanding | |
| Balance January 1, 1952 | |
| Redeemed by cash | |
| Balance December 31, 1952 | |
| Property Acquired by Deed or Foreclosure | |
| Balance January 1, 1952 | \$4,610.00 |
| Sale for cash | 3,200.00 |
| Balance December 31, 1952 | \$1,610.00 |

| | |
|--|-----------------------|
| CAPITAL DEBT, DECEMBER 31, 1952 | |
| Gross Debt | |
| School debt | \$944,000.00 |
| Self-liquidating debt. | 106,000.00 |
| Other capital debt | 216,000.00 |
| TOTAL GROSS DEBT | \$1,266,000.00 |
| Per Capita Gross Debt | |
| | \$166.14 |
| Deductions for | |
| School debt | \$944,000.00 |
| Self-liquidating debt. | 106,000.00 |
| Other capital debt | |
| TOTAL DEDUCTIONS | 1,050,000.00 |
| NET DEBT | \$216,000.00 |

| | |
|------------------------------------|-----------------|
| Average Assessed Valuations | |
| Real Property 1950-1951-1952.. | \$15,160,044.00 |
| Per Cent of Net Debt | 1.42 |

| | |
|--|---------------------|
| CURRENT FINANCES DECEMBER 31, 1952 | |
| Cash | \$365,029.26 |
| Taxes receivable | 23,142.17 |
| Tax title liens | |
| Foreclosed property | 1,610.00 |
| Accounts receivable | 2.00 |
| State road aid receivable | |
| Emergencies and deferred charges | |
| TOTAL ASSETS | \$389,783.43 |
| Cash liabilities | \$224,237.50 |
| Reserves | 24,754.17 |
| Surplus revenue | 140,791.76 |
| TOTAL LIABILITIES AND SURPLUS | \$389,783.43 |

GLEN ROCK BOROUGH—BERGEN COUNTY

Population Census, 1950—7,145

Land Area 2.8 sq. mi.

Net Valuation Taxable \$12,372,830

| | |
|--|---------------------|
| EXPENDITURES AND REQUIRED PAYMENTS FOR 1952 | |
| General Government | |
| Administrative and executive | \$41,411.00 |
| Assessment and collection of taxes | 10,192.00 |
| Finance Department | |
| Protection to Persons & Property | |
| Fire | 12,095.00 |
| Police | 72,592.00 |
| Other | |
| Streets and Roads | |
| Repairs and maintenance | 68,458.60 |
| Street lighting | 10,720.00 |
| Sanitation | |
| Street cleaning | |
| Garbage and ash removal | |
| Sewers | 18,503.00 |
| Health and Charities | |
| Health service | 3,535.00 |
| Poor (including relief) | 360.00 |
| Hospitals (aid and maintenance) | |
| Other | |
| Recreation | |
| Beaches and boardwalks | |
| Parks and playgrounds | 8,729.40 |
| Other | 6,200.00 |
| Educational | |
| (Exclusive of school districts) .. | 13,000.00 |
| Unclassified Purposes | |
| (Including contingent) | 300.00 |
| SUB-TOTAL—Municipal functions.. | \$266,096.00 |

| | |
|--|---------------------|
| Per Capita—Municipal functions | \$37.24 |
| Capital imp'ts and capital imp't fund | \$19,999.00 |
| Debt Service | |
| Principal payments .. | \$44,779.39 |
| Interest payments .. | 11,483.00 |
| Total | 56,262.39 |
| Per Capita Debt | \$7.87 |
| Deferred Charges and Statutory Expenditures | |
| Emergencies | |
| Other deferred chgs. .. | \$12,361.89 |
| Total | 12,361.89 |
| TOTAL—Municipal expenditures .. | \$354,719.28 |

| | |
|---|-------------------|
| Required Payments for Local School, County, and Special District Taxes | 559,324.82 |
|---|-------------------|

| | |
|---|---------------------|
| TOTAL EXPENDITURES AND REQUIRED PAYMENTS | \$914,044.10 |
| Reserve for uncollected taxes | \$75,731.92 |
| GRAND TOTAL—Budget | \$989,776.02 |

| | |
|--|--------------|
| RECEIPTS AND REVENUES REALIZED IN 1952 TO MEET EXPENDITURES AND REQUIRED PAYMENTS | |
| Surplus revenue appropriated .. | \$135,000.00 |
| Miscellaneous revenues realized .. | 100,323.71 |
| State aid revenues realized | 4,997.00 |
| Delinquent taxes including | |
| liens—1952 collections | 25,138.33 |
| Current taxes—1952 collections .. | 746,448.23 |
| Emergency borrowings | |

| | |
|---|-----------------------|
| TOTAL RECEIPTS AND REVENUES REALIZED | \$1,011,907.27 |
|---|-----------------------|

CAPITAL OUTLAY—1952

| | |
|----------------------------------|------------|
| Beaches and boardwalks | |
| Buildings and equipment | \$4,200.00 |
| Parks and playgrounds | 11,862.89 |
| Sewers | 295.74 |
| Streets, roads and bridges | 39,651.51 |
| Water supply | |
| Other | 39,720.62 |

| | |
|------------------------------|---------------|
| Tax rate | \$6.12 |
| Local school tax rate | 3.71 |
| County tax rate | 0.81 |
| Local purpose tax rate | 1.60 |

TAXES

| | |
|--|---------------------|
| Local school tax ... | \$458,625.04 |
| County taxes | 100,699.78 |
| Special district taxes | |
| Local purpose levy | \$559,324.82 |
| | 197,694.20 |
| Total tax levy (tax duplicate) .. | \$757,019.02 |

| | |
|--|-----------------|
| Per Capita Total Tax Levy | \$105.95 |
|--|-----------------|

| | |
|--|--------------|
| Current | |
| 1952 taxes levied (total) | \$768,954.61 |
| Collected in 1952 | 746,448.23 |
| Per cent of levy collected in 1952 ... | 97.07 |
| Transferred to liens | 143.02 |
| Cancelled, abated or adjusted | 1,009.80 |
| Outstanding December 31, 1952 .. | \$21,353.56 |

| | |
|------------------------------------|-------------|
| All Prior Years Outstanding | |
| Balance January 1, 1952 | \$26,279.14 |
| Collected in 1952 | 25,138.33 |
| Balance December 31, 1952 | \$349.37 |

| | |
|------------------------------------|------------|
| Tax Title Liens Outstanding | |
| Balance January 1, 1952 | \$1,503.80 |
| Redeemed by cash | |
| Balance December 31, 1952 | \$1,621.49 |

| | |
|---|-------------|
| Property Acquired by Deed or Foreclosure | |
| Balance January 1, 1952 | \$32,275.00 |
| Sale for cash | 9,365.00 |
| Balance December 31, 1952 | \$28,850.00 |

CAPITAL DEBT, DECEMBER 31, 1952

| | |
|------------------------------------|---------------------|
| Gross Debt | |
| School debt | \$431,000.00 |
| Self-liquidating debt .. | |
| Other capital debt .. | 451,240.00 |
| TOTAL GROSS DEBT | \$882,240.00 |
| Per Capita Gross Debt | \$123.48 |

| | |
|-------------------------------|---------------------|
| Deductions for | |
| School debt | \$431,000.00 |
| Self-liquidating debt .. | |
| Other capital debt .. | |
| TOTAL DEDUCTIONS | 431,000.00 |
| NET DEBT | \$451,240.00 |

| | |
|------------------------------------|-----------------|
| Average Assessed Valuations | |
| Real Property 1950-1951-1952.. | \$10,591,092.00 |
| Per Cent of Net Debt | 4.26 |

CURRENT FINANCES DECEMBER 31, 1952

| | |
|-------------------------------------|---------------------|
| Cash | \$293,706.86 |
| Taxes receivable | 21,702.93 |
| Tax title liens | 1,621.49 |
| Foreclosed property | 28,850.00 |
| Accounts receivable | 334.25 |
| State road aid receivable | |
| Emergencies and deferred charges .. | |
| TOTAL ASSETS | \$346,215.53 |

| | |
|------------------------|-------------|
| Cash liabilities | \$32,454.83 |
| Reserves | 52,508.67 |
| Surplus revenue | 261,252.03 |

| | |
|--|---------------------|
| TOTAL LIABILITIES AND SURPLUS | \$346,215.53 |
|--|---------------------|

GLOUCESTER TOWNSHIP—CAMDEN COUNTY

Population Census, 1950—7,952

Land Area 23.45 sq. mi.

Net Valuation Taxable \$4,611,627

EXPENDITURES AND REQUIRED PAYMENTS FOR 1952

| | |
|---|---------------------|
| General Government | |
| Administrative and executive | \$15,799.00 |
| Assessment and collection of taxes | 11,550.00 |
| Finance Department | 800.00 |
| Protection to Persons & Property | |
| Fire | 7,575.00 |
| Police | 22,241.00 |
| Other | |
| Streets and Roads | |
| Repairs and maintenance | 25,830.00 |
| Street lighting | 17,000.00 |
| Sanitation | |
| Street cleaning | |
| Garbage and ash removal | 165.00 |
| Sewers | 1,900.00 |
| Health and Charities | |
| Health service | 4,573.00 |
| Poor (including relief) | 7,832.00 |
| Hospitals (aid and maintenance) | |
| Other | |
| Recreation | |
| Beaches and boardwalks | |
| Parks and playgrounds | |
| Other | |
| Educational | |
| (Exclusive of school districts) .. | |
| Unclassified Purposes | |
| (Including contingent) | 50.00 |
| SUB-TOTAL—Municipal functions.. | \$115,315.00 |

| | |
|--|---------------------|
| Per Capita—Municipal functions | \$14.50 |
| Capital imp'ts and capital imp't fund | \$2,750.00 |
| Debt Service | |
| Principal payments .. | \$25,000.00 |
| Interest payments .. | 16,000.00 |
| Total | 41,000.00 |
| Per Capita Debt Service | \$5.16 |
| Deferred Charges and Statutory Expenditures | |
| Emergencies | \$1,500.00 |
| Other deferred chgs. .. | 10,887.18 |
| Total | 12,387.18 |
| TOTAL—Municipal expenditures .. | \$171,452.18 |

| | |
|---|-------------------|
| Required Payments for Local School, County, and Special District Taxes | 269,851.78 |
|---|-------------------|

| | |
|---|---------------------|
| TOTAL EXPENDITURES AND REQUIRED PAYMENTS | \$441,303.96 |
| Reserve for uncollected taxes | \$56,967.82 |
| GRAND TOTAL—Budget | \$498,271.78 |

| | |
|--|---------------------|
| RECEIPTS AND REVENUES REALIZED IN 1952 TO MEET EXPENDITURES AND REQUIRED PAYMENTS | |
| Surplus revenue appropriated .. | \$56,000.00 |
| Miscellaneous revenues realized .. | 71,810.81 |
| State aid revenues realized | 12,095.39 |
| Delinquent taxes including | |
| liens—1952 collections | 40,524.02 |
| Current taxes—1952 collections .. | 315,140.34 |
| Emergency borrowings | |
| TOTAL RECEIPTS AND REVENUES REALIZED | \$495,570.56 |

CAPITAL OUTLAY—1952

| | |
|----------------------------------|-------------|
| Beaches and boardwalks | |
| Buildings and equipment | \$10,500.00 |
| Parks and playgrounds | |
| Sewers | |
| Streets, roads and bridges | |
| Water supply | |
| Other | |

| | |
|-----------------------------|---------------|
| Tax rate | \$7.70 |
| Local school tax rate | 4.24 |
| County tax rate | 1.61 |
| Local purpose tax rate | 1.85 |

TAXES

| | | |
|--|--------------|---------------------|
| Local school tax ... | \$195,573.75 | |
| County taxes | 74,278.03 | |
| Special district taxes | | |
| Local purpose levy | | \$269,851.78 |
| | | 84,420.00 |
| Total tax levy (tax duplicate) .. | | \$354,271.78 |

| | |
|--|----------------|
| Per Capita Total Tax Levy | \$44.55 |
|--|----------------|

| | |
|--|--------------|
| Current | |
| 1952 taxes levied (total) | \$359,796.59 |
| Collected in 1952 | 315,140.34 |
| Per cent of levy collected in 1952 ... | 87.58 |
| Transferred to liens | |
| Cancelled, abated or adjusted .. | |
| Outstanding December 31, 1952 .. | \$44,656.25 |

| | |
|------------------------------------|-------------|
| All Prior Years Outstanding | |
| Balance January 1, 1952 | \$58,849.65 |
| Collected in 1952 | 38,297.48 |
| Balance December 31, 1952 | \$20,552.17 |

| | |
|------------------------------------|------------|
| Tax Title Liens Outstanding | |
| Balance January 1, 1952 | \$7,258.54 |
| Redeemed by cash | 2,226.54 |
| Balance December 31, 1952 | \$5,032.00 |

| | |
|---|-------------|
| Property Acquired by Deed or Foreclosure | |
| Balance January 1, 1952 | \$93,294.87 |
| Sale for cash | 16,120.28 |
| Balance December 31, 1952 | 77,174.59 |

CAPITAL DEBT, DECEMBER 31, 1952

| | |
|--------------------------|--------------|
| Gross Debt | |
| School debt | \$204,500.00 |
| Self-liquidating debt .. | |
| Other capital debt .. | 385,000.00 |

| | |
|------------------------------------|---------------------|
| TOTAL GROSS DEBT | \$589,500.00 |
| Per Capita Gross Debt | 74.13 |

| | |
|--------------------------|--------------|
| Deductions for | |
| School debt | \$204,500.00 |
| Self-liquidating debt .. | |
| Other capital debt .. | |

| | |
|-------------------------------|---------------------|
| TOTAL DEDUCTIONS | 204,500.00 |
| NET DEBT | \$385,000.00 |

| | |
|------------------------------------|----------------|
| Average Assessed Valuations | |
| Real Property 1950-1951-1952 .. | \$4,183,545.00 |
| Per Cent of Net Debt .. | 9.20 |

CURRENT FINANCES DECEMBER 31, 1952

| | |
|-------------------------------------|--------------|
| Cash | \$153,231.69 |
| Taxes receivable | 65,208.42 |
| Tax title liens | 5,032.00 |
| Foreclosed property | 77,174.59 |
| Accounts receivable | 46,455.92 |
| State road aid receivable | 3,998.13 |
| Emergencies and deferred charges .. | |

| | |
|---------------------------|---------------------|
| TOTAL ASSETS | \$351,100.75 |
|---------------------------|---------------------|

| | |
|------------------------|-------------|
| Cash liabilities | \$20,089.50 |
| Reserves | 193,870.93 |
| Surplus revenue | 137,140.32 |

| | |
|--|---------------------|
| TOTAL LIABILITIES AND SURPLUS | \$351,100.75 |
|--|---------------------|

GLOUCESTER CITY—CITY—CAMDEN COUNTY

Population Census, 1950—14,857 Land Area 2.4 sq. mi. Net Valuation Taxable \$11,412,890

| | |
|--|----------------|
| EXPENDITURES AND REQUIRED PAYMENTS FOR 1952 | |
| General Government | |
| Administrative and executive | \$42,813.74 |
| Assessment and collection of taxes | 15,526.96 |
| Finance Department | 8,150.00 |
| Protection to Persons & Property | |
| Fire | 61,022.64 |
| Police | 93,871.13 |
| Other | |
| Streets and Roads | |
| Repairs and maintenance | 70,693.97 |
| Street lighting | 20,686.13 |
| Sanitation | |
| Street cleaning | |
| Garbage and ash removal | 5,000.00 |
| Sewers | 1,323.00 |
| Health and Charities | |
| Health service | 11,660.00 |
| Poor (including relief) | 7,834.60 |
| Hospitals (aid and maintenance) | |
| Other | |
| Recreation | |
| Beaches and boardwalks | |
| Parks and playgrounds | 3,633.22 |
| Other | |
| Educational (Exclusive of school districts) .. | |
| | 4,733.62 |
| Unclassified Purposes (Including contingent) | |
| | 3,000.00 |
| SUB-TOTAL—Municipal functions.. | |
| | \$349,949.01 |
| Per Capita—Municipal functions | |
| | 24.37 |
| Capital imp'ts and capital imp't fund | \$5,358.30 |
| Debt Service | |
| Principal payments .. | 85,000.00 |
| Interest payments .. | 42,915.00 |
| Total | *127,915.00 |
| Per Capita Debt | |
| | \$8.91 |
| Deferred Charges and Statutory Expenditures | |
| Emergencies | |
| Other deferred chgs. | \$8,072.64 |
| Total | 8,072.64 |
| TOTAL—Municipal expenditures ... | |
| | \$491,294.95 |
| Required Payments for Local School, County, and Special District Taxes | |
| | 499,118.26 |
| TOTAL EXPENDITURES AND REQUIRED PAYMENTS | |
| | \$990,413.21 |
| Reserve for uncollected taxes | \$39,772.06 |
| GRAND TOTAL—Budget | |
| | \$1,030,185.27 |
| RECEIPTS AND REVENUES REALIZED IN 1952 TO MEET EXPENDITURES AND REQUIRED PAYMENTS | |
| Surplus revenue appropriated .. | \$70,000.00 |
| Miscellaneous revenues realized .. | 136,638.51 |
| State aid revenues realized | 12,818.99 |
| Delinquent taxes including | |
| —1952 collections | 32,981.74 |
| —1951 collections | 760,032.73 |
| Emergency borrowings | |
| TOTAL RECEIPTS AND REVENUES REALIZED | |
| | \$1,012,471.97 |

CAPITAL OUTLAY—1952

| | |
|----------------------------------|-------|
| Beaches and boardwalks | |
| Buildings and equipment | |
| Parks and playgrounds | |
| Sewers | |
| Streets, roads and bridges | |
| Water supply | |
| Other | |

* Includes \$6,375.00 Art. VI School Debt Service.

| | |
|--|---------------|
| Tax rate | \$6.97 |
| Local school tax rate | 2.75 |
| County tax rate | 1.62 |
| Local purpose tax rate | 2.60 |
| TAXES | |
| Local school tax ... | \$314,181.43 |
| County taxes | 184,936.83 |
| Special district taxes | |
| Local purpose levy | \$499,118.26 |
| | 295,266.89 |
| Total tax levy (tax duplicate) .. | \$794,385.15 |
| Per Capita Total Tax Levy | |
| | \$55.33 |
| Current | |
| 1952 taxes levied (total) | \$798,878.16 |
| Collected in 1952 | 760,032.73 |
| Per cent of levy collected in 1952 ... | 95.13 |
| Transferred to liens | 2,000.00 |
| Cancelled, abated or adjusted .. | |
| Outstanding December 31, 1952 .. | \$36,845.43 |

| | |
|------------------------------------|-------------|
| All Prior Years Outstanding | |
| Balance January 1, 1952 | 48,316.38 |
| Collected in 1952 | 32,637.34 |
| Balance December 31, 1952 | \$15,679.04 |

| | |
|------------------------------------|-------------|
| Tax Title Liens Outstanding | |
| Balance January 1, 1952 | \$48,956.28 |
| Redeemed by cash | 344.40 |
| Balance December 31, 1952 | \$50,611.88 |

| | |
|---|-------------|
| Property Acquired by Deed or Foreclosure | |
| Balance January 1, 1952 | \$80,460.00 |
| Sale for cash | 46,820.00 |
| Balance December 31, 1952 | \$33,640.00 |

CAPITAL DEBT, DECEMBER 31, 1952

| | |
|------------------------------------|----------------|
| Gross Debt | |
| School debt | \$50,000.00 |
| Self-liquidating debt. | |
| Other capital debt .. | 1,320,000.00 |
| TOTAL GROSS DEBT | |
| | \$1,370,000.00 |
| Per Capita Gross Debt | |
| | \$95.42 |

| | |
|-------------------------------|----------------|
| Deductions for | |
| School debt | \$50,000.00 |
| Self-liquidating debt. | |
| Other capital debt .. | 4,506.00 |
| TOTAL DEDUCTIONS | |
| | 54,506.00 |
| NET DEBT | |
| | \$1,315,494.00 |

| | |
|------------------------------------|----------------|
| Average Assessed Valuations | |
| Real Property 1950-1951-1952 .. | \$9,409,807.00 |
| Per Cent of Net Debt | 13.98 |

CURRENT FINANCES DECEMBER 31, 1952

| | |
|--|--------------|
| Cash | \$156,939.87 |
| Taxes receivable | 52,524.47 |
| Tax title liens | 50,611.88 |
| Foreclosed property | 33,640.00 |
| Accounts receivable | |
| State road aid receivable | 15,054.07 |
| Emergencies and deferred charges .. | 10,200.29 |
| TOTAL ASSETS | |
| | \$318,970.58 |
| Cash liabilities | \$52,226.31 |
| Reserves | 136,776.35 |
| Surplus revenue | 129,967.92 |
| TOTAL LIABILITIES AND SURPLUS | |
| | \$318,970.58 |

GREEN TOWNSHIP—SUSSEX COUNTY

Population Census, 1950—596 Land Area 16.5 sq. mi. Net Valuation Taxable \$488,698

| | |
|--|--------------------|
| EXPENDITURES AND REQUIRED PAYMENTS FOR 1952 | |
| General Government | |
| Administrative and executive . . . | \$1,525.00 |
| Assessment and collection of taxes | 1,210.00 |
| Finance Department | 125.00 |
| Protection to Persons & Property | |
| Fire | 1,120.00 |
| Police | 250.00 |
| Other | |
| Streets and Roads | |
| Repairs and maintenance | 13,725.00 |
| Street lighting | |
| Sanitation | |
| Street cleaning | |
| Garbage and ash removal | |
| Sewers | |
| Health and Charities | |
| Health service | 617.00 |
| Poor (including relief) | 75.00 |
| Hospitals (aid and maintenance) . . | 480.94 |
| Other | |
| Recreation | |
| Beaches and boardwalks | |
| Parks and playgrounds | |
| Other | |
| Educational | |
| (Exclusive of school districts) . . | |
| Unclassified Purposes | |
| (Including contingent) | |
| SUB-TOTAL—Municipal functions.. | \$19,127.94 |

| | |
|---|----------------|
| Per Capita—Municipal functions . . . | \$32.09 |
| Capital imp'ts and capital imp't fund | |
| Debt Service | |
| Principal payments | |
| Interest payments | |
| Total | |

| | |
|---|--------------------|
| Per Capita Debt Service | |
| Deferred Charges and Statutory Expenditures | |
| Emergencies | |
| Other deferred chgs. | |
| Total | |
| TOTAL—Municipal expenditures . . | \$19,127.94 |

| | |
|---|------------------|
| Required Payments for Local School, County, and Special District Taxes | 39,255.01 |
|---|------------------|

| | |
|---|--------------------|
| TOTAL EXPENDITURES AND REQUIRED PAYMENTS | \$58,382.95 |
| Reserve for uncollected taxes | \$6,504.12 |
| GRAND TOTAL—Budget | \$64,887.07 |

| | |
|--|--------------------|
| RECEIPTS AND REVENUES REALIZED IN 1952 TO MEET EXPENDITURES AND REQUIRED PAYMENTS | |
| Surplus revenue appropriated | |
| Miscellaneous revenues realized . . . | \$3,710.32 |
| State aid revenues realized | 6,966.00 |
| Delinquent taxes including | |
| liens—1952 collections | 5,358.70 |
| Current taxes—1952 collections.. | 46,027.95 |
| Emergency borrowings | |
| TOTAL RECEIPTS AND REVENUES REALIZED | \$62,062.97 |

| | |
|--------------------------------------|-------|
| CAPITAL OUTLAY—1952 | |
| Beaches and boardwalks | |
| Buildings and equipment | |
| Parks and playgrounds | |
| Sewers | |
| Streets, roads and bridges | |
| Water supply | |
| Other | |

| | |
|----------------------------------|----------------|
| Tax rate | \$10.18 |
| Local school tax rate | 5.98 |
| County tax rate | 2.04 |
| Local purpose tax rate | 2.16 |

| | |
|--|--------------------|
| TAXES | |
| Local school tax | \$29,241.34 |
| County taxes | 10,013.67 |
| Special district taxes | |
| Local purpose levy | \$39,255.01 |
| | 10,491.06 |
| Total tax levy (tax duplicate) .. | \$49,746.07 |
| Per Capita Total Tax Levy | \$83.47 |

| | |
|--|-------------|
| Current | |
| 1952 taxes levied (total) | \$49,557.10 |
| Collected in 1952 | 46,027.95 |
| Per cent of levy collected in 1952 . . . | 92.87 |
| Transferred to liens | |
| Cancelled, abated or adjusted | 311.74 |
| Outstanding December 31, 1952 .. | \$3,217.41 |

| | |
|-------------------------------------|------------|
| All Prior Years Outstanding | |
| Balance January 1, 1952 | \$5,798.80 |
| Collected in 1952 | 5,358.70 |
| Balance December 31, 1952 | \$423.88 |

| | |
|-------------------------------------|-------|
| Tax Title Liens Outstanding | |
| Balance January 1, 1952 | |
| Redeemed by cash | |
| Balance December 31, 1952 | |

| | |
|---|-------|
| Property Acquired by Deed or Foreclosure | |
| Balance January 1, 1952 | |
| Sale for cash | |
| Balance December 31, 1952 | |

| | |
|--|--------------------|
| CAPITAL DEBT, DECEMBER 31, 1952 | |
| Gross Debt | |
| School debt | \$40,000.00 |
| Self-liquidating debt | |
| Other capital debt | |
| TOTAL GROSS DEBT | \$40,000.00 |
| Per Capita Gross Debt | \$67.11 |

| | |
|-----------------------------------|--------------------|
| Deductions for | |
| School debt | \$23,756.00 |
| Self-liquidating debt | |
| Other capital debt | |
| TOTAL DEDUCTIONS | 23,756.00 |
| NET DEBT | \$16,244.00 |

| | |
|------------------------------------|--------------|
| Average Assessed Valuations | |
| Real Property 1950-1951-1952.. | \$395,931.00 |
| Per Cent of Net Debt | 4.10 |

| | |
|--|--------------------|
| CURRENT FINANCES DECEMBER 31, 1952 | |
| Cash | \$39,842.51 |
| Taxes receivable | 3,641.29 |
| Tax title liens | |
| Foreclosed property | |
| Accounts receivable | |
| State road aid receivable | 16,360.80 |
| Emergencies and deferred charges .. | |
| TOTAL ASSETS | \$59,844.60 |
| Cash liabilities | \$37,120.37 |
| Reserves | 3,641.29 |
| Surplus revenue | 19,082.94 |
| TOTAL LIABILITIES AND SURPLUS | \$59,844.60 |

GREEN BROOK TOWNSHIP—SOMERSET COUNTY

Population Census, 1950—1,155 Land Area 4.7 sq. mi. Net Valuation Taxable \$1,723,820

EXPENDITURES AND REQUIRED PAYMENTS FOR 1952

General Government
 Administrative and executive \$9,595.00
 Assessment and collection of taxes 6,000.00
 Finance Department 425.00

Protection to Persons & Property
 Fire 5,420.00
 Police 6,700.00
 Other

Streets and Roads
 Repairs and maintenance 10,000.00
 Street lighting 3,300.00

Sanitation
 Street cleaning
 Garbage and ash removal
 Sewers 250.00

Health and Charities
 Health service 1,050.00
 Poor (including relief) 375.00
 Hospitals (aid and maintenance) . 200.00
 Other

Recreation
 Beaches and boardwalks
 Parks and playgrounds
 Other

Educational
 (Exclusive of school districts)

Unclassified Purposes
 (Including contingent) 100.00

SUB-TOTAL—Municipal functions.. \$43,415.00

Per Capita—Municipal functions \$37.59
 Capital imp'ts and capital imp't fund \$600.00

Debt Service
 Principal payments
 Interest payments

Total
Per Capita Debt Service
Deferred Charges and Statutory Expenditures
 Emergencies
 Other deferred chgs.

Total
TOTAL—Municipal expenditures ... \$44,015.00

Required Payments for Local School, County, and Special District Taxes 102,374.36

TOTAL EXPENDITURES AND REQUIRED PAYMENTS \$146,389.36

Reserve for uncollected taxes \$23,492.72

GRAND TOTAL—Budget \$169,882.08

RECEIPTS AND REVENUES REALIZED IN 1952 TO MEET EXPENDITURES AND REQUIRED PAYMENTS

Surplus revenue appropriated .. \$23,197.77
 Miscellaneous revenues realized. 26,717.64
 State aid revenues realized 2,792.00
 Delinquent taxes including
 liens—1952 collections 12,512.90
 Current taxes—1952 collections.. 105,131.30
 Emergency borrowings

TOTAL RECEIPTS AND REVENUES REALIZED \$170,351.61

CAPITAL OUTLAY—1952

Beaches and boardwalks
 Buildings and equipment
 Parks and playgrounds
 Sewers
 Streets, roads and bridges
 Water supply
 Other

Tax rate \$6.83
 Local school tax rate 5.00
 County tax rate 0.94
 Local purpose tax rate 0.89

TAXES

Local school tax ... \$86,145.67
 County taxes 16,228.69
 Special district taxes
 Local purpose levy 15,217.95
 Total tax levy (tax duplicate) .. \$117,592.31

Per Capita Total Tax Levy \$101.81

Current
 1952 taxes levied (total) \$121,077.33
 Collected in 1952 105,131.30
 Per cent of levy collected in 1952 .. 86.82
 Transferred to liens 1,309.75
 Cancelled, abated or adjusted .. 1,195.25
 Outstanding December 31, 1952 .. \$13,441.03

All Prior Years Outstanding
 Balance January 1, 1952 \$13,754.45
 Collected in 1952 11,936.93
 Balance December 31, 1952 \$1,603.11

Tax Title Liens Outstanding
 Balance January 1, 1952 \$16,933.47
 Redeemed by cash 575.97
 Balance December 31, 1952 \$17,764.79

Property Acquired by Deed or Foreclosure
 Balance January 1, 1952 \$100.00
 Sale for cash
 Balance December 31, 1952 \$100.00

CAPITAL DEBT, DECEMBER 31, 1952

Gross Debt
 School debt \$46,000.00
 Self-liquidating debt.
 Other capital debt
TOTAL GROSS DEBT \$46,000.00
Per Capita Gross Debt \$39.83

Deductions for
 School debt \$46,000.00
 Self-liquidating debt.
 Other capital debt
TOTAL DEDUCTIONS 46,000.00
NET DEBT

Average Assessed Valuations
 Real Property 1950-1951-1952.. \$1,804,758.00
 Per Cent of Net Debt

CURRENT FINANCES DECEMBER 31, 1952

Cash \$133,996.26
 Taxes receivable 15,044.14
 Tax title liens 17,764.79
 Foreclosed property 100.00
 Accounts receivable 631.80
 State road aid receivable
 Emergencies and deferred charges

TOTAL ASSETS \$167,536.99

Cash liabilities \$60,053.12
 Reserves 33,540.73
 Surplus revenue 73,943.14

TOTAL LIABILITIES AND SURPLUS \$167,536.99

GREENWICH TOWNSHIP—CUMBERLAND COUNTY

Population Census, 1950—966

Land Area 19.0 sq. mi.

Net Valuation Taxable \$651,710

| | |
|--|--------------------|
| EXPENDITURES AND REQUIRED PAYMENTS FOR 1952 | |
| General Government | |
| Administrative and executive | \$1,710.00 |
| Assessment and collection of taxes .. | 1,000.00 |
| Finance Department | 150.00 |
| Protection to Persons & Property | |
| Fire | 1,054.90 |
| Police | 990.10 |
| Other | |
| Streets and Roads | |
| Repairs and maintenance | 7,656.11 |
| Street lighting | 150.00 |
| Sanitation | |
| Street cleaning | |
| Garbage and ash removal | |
| Sewers | |
| Health and Charities | |
| Health service | 1,050.00 |
| Poor (including relief) | 300.00 |
| Hospitals (aid and maintenance) .. | |
| Other | |
| Recreation | |
| Beaches and boardwalks | |
| Parks and playgrounds | |
| Other | |
| Educational | |
| (Exclusive of school districts) .. | 50.00 |
| Unclassified Purposes | |
| (Including contingent) | 750.00 |
| SUB-TOTAL—Municipal functions.. | \$14,861.11 |
| Per Capita—Municipal functions | \$15.38 |
| Capital imp'ts and capital imp't fund | \$3,217.22 |
| Debt Service | |
| Principal payments .. | |
| Interest payments .. | |
| Total | |
| Per Capita Debt Service | |
| Deferred Charges and Statutory Expenditures | |
| Emergencies | |
| Other deferred chgs. | |
| Total | |
| TOTAL—Municipal expenditures .. | \$18,078.33 |
| Required Payments for Local School, County, and Special District Taxes | |
| | 35,712.68 |
| TOTAL EXPENDITURES AND REQUIRED PAYMENTS | \$53,791.01 |
| Reserve for uncollected taxes | \$7,466.66 |
| GRAND TOTAL—Budget | \$61,257.67 |
| RECEIPTS AND REVENUES REALIZED IN 1952 TO MEET EXPENDITURES AND REQUIRED PAYMENTS | |
| Surplus revenue appropriated .. | \$6,784.33 |
| Miscellaneous revenues realized .. | 6,397.05 |
| State aid revenues realized | 8,094.00 |
| Delinquent taxes including | |
| Items—1952 collections | 7,081.26 |
| Current taxes—1952 collections.. | 31,252.06 |
| Emergency borrowings | |
| TOTAL RECEIPTS AND REVENUES REALIZED | \$59,608.70 |

CAPITAL OUTLAY—1952

| | |
|----------------------------------|-------|
| Beaches and boardwalks | |
| Bu ldings and equipment | |
| Parks and playgrounds | |
| Sewers | |
| Streets, roads and bridges | |
| Water supply | |
| Other | |

| | |
|---|--------------------|
| Tax rate | \$5.78 |
| Local school tax rate | 4.11 |
| County tax rate | 1.37 |
| Local purpose tax rate | 0.30 |
| TAXES | |
| Local school tax ... | \$26,800.00 |
| County taxes | 8,912.68 |
| Special district taxes | |
| Local purpose levy | \$35,712.68 |
| | 1,966.66 |
| Total tax levy (tax duplicate) .. | \$37,679.34 |
| Per Capita Total Tax Levy | |
| | \$39.01 |
| Current | |
| 1952 taxes levied (total) | \$37,914.28 |
| Collected in 1952 | 31,252.06 |
| Per cent of levy collected in 1952 ... | 82.42 |
| Transferred to liens | 5.80 |
| Cancelled, abated or adjusted .. | 15.67 |
| Outstanding December 31, 1952 .. | \$6,640.75 |
| All Prior Years Outstanding | |
| Balance January 1, 1952 | \$7,766.67 |
| Collected in 1952 | 6,918.88 |
| Balance December 31, 1952 | \$798.63 |
| Tax Title Liens Outstanding | |
| Balance January 1, 1952 | \$308.92 |
| Redeemed by cash | 162.38 |
| Balance December 31, 1952 | \$169.83 |
| Property Acquired by Deed or Foreclosure | |
| Balance January 1, 1952 | |
| Sale for cash | |
| Balance December 31, 1952 | |

CAPITAL DEBT, DECEMBER 31, 1952

| | |
|------------------------------------|--------------------|
| Gross Debt | |
| School debt | \$55,000.00 |
| Self-liquidating debt. | |
| Other capital debt .. | |
| TOTAL GROSS DEBT | \$55,000.00 |
| Per Capita Gross Debt | |
| | \$56.94 |
| Deductions for | |
| School debt | \$33,395.00 |
| Self-liquidating debt. | |
| Other capital debt .. | |
| TOTAL DEDUCTIONS | 33,395.00 |
| NET DEBT | \$21,605.00 |
| Average Assessed Valuations | |
| Real Property 1950-1951-1952.. | \$556,578.00 |
| Per Cent of Net Debt | 3.88 |

CURRENT FINANCES DECEMBER 31, 1952

| | |
|--|--------------------|
| Cash | \$30,355.60 |
| Taxes receivable | 7,439.38 |
| Tax title liens | 169.83 |
| Foreclosed property | |
| Accounts receivable | 65.44 |
| State road aid receivable | 538.13 |
| Emergencies and deferred charges .. | 1,000.00 |
| TOTAL ASSETS | \$39,568.38 |
| Cash liabilities | \$2,401.52 |
| Reserves | 7,674.65 |
| Surplus revenue | 29,492.21 |
| TOTAL LIABILITIES AND SURPLUS | \$39,568.38 |

GREENWICH TOWNSHIP—GLOUCESTER COUNTY

Population Census, 1950—3,152 Land Area 9.6 sq. mi. Net Valuation Taxable \$12,450,412

| | |
|--|---------------------|
| EXPENDITURES AND REQUIRED PAYMENTS FOR 1952 | |
| General Government | |
| Administrative and executive | \$13,986.08 |
| Assessment and collection of taxes | 3,358.50 |
| Finance Department | 1,096.15 |
| Protection to Persons & Property | |
| Fire | 15,032.63 |
| Police | 33,070.21 |
| Other | |
| Streets and Roads | |
| Repairs and maintenance | 23,322.84 |
| Street lighting | 10,032.93 |
| Sanitation | |
| Street cleaning | |
| Garbage and ash removal | 6,771.45 |
| Sewers | 1,582.13 |
| Health and Charities | |
| Health service | 8,722.68 |
| Poor (including relief) | 1,980.00 |
| Hospitals (aid and maintenance) | |
| Other | 774.15 |
| Recreation | |
| Beaches and boardwalks | |
| Parks and playgrounds | |
| Other | |
| Educational | |
| (Exclusive of school districts) .. | |
| Unclassified Purposes | |
| (Including contingent) | 403.84 |
| SUB-TOTAL—Municipal functions.. | \$120,133.59 |

| | |
|--|---------------------|
| Per Capita—Municipal functions | \$38.11 |
| Capital imp'ts and capital imp't fund | \$105,100.00 |
| Debt Service | |
| Principal payments .. | \$11,000.00 |
| Interest payments .. | 960.00 |
| Total | 11,960.00 |
| Per Capita Debt Service | |
| | \$3.79 |
| Deferred Charges and Statutory Expenditures | |
| Emergencies | |
| Other deferred chgs. | \$15,609.25 |
| Total | 15,609.25 |
| TOTAL—Municipal expenditures ... | \$252,802.84 |

| | |
|---|-------------------|
| Required Payments for Local School, County, and Special District Taxes | 249,768.15 |
|---|-------------------|

| | |
|---|---------------------|
| TOTAL EXPENDITURES AND REQUIRED PAYMENTS | \$502,570.99 |
| Reserve for uncollected taxes | \$13,819.96 |
| GRAND TOTAL—Budget | \$516,390.95 |

| | |
|--|---------------------|
| RECEIPTS AND REVENUES REALIZED IN 1952 TO MEET EXPENDITURES AND REQUIRED PAYMENTS | |
| Surplus revenue appropriated .. | \$21,000.00 |
| Miscellaneous revenues realized .. | 31,061.66 |
| State aid revenues realized | 12,060.75 |
| Delinquent taxes including | |
| liens—1952 collections | 4,943.81 |
| current taxes—1952 collections.. | 445,293.23 |
| Emergency borrowings | |
| TOTAL RECEIPTS AND REVENUES REALIZED | \$514,359.45 |

| | |
|----------------------------------|------------|
| CAPITAL OUTLAY—1952 | |
| Beaches and boardwalks | |
| Buildings and equipment | \$2,019.20 |
| Parks and playgrounds | |
| Sewers | |
| Streets, roads and bridges | 4,840.00 |
| Water supply | 15,739.75 |
| Other | |

| | |
|------------------------------|---------------|
| Tax rate | \$3.68 |
| Local school tax rate | 0.98 |
| County tax rate | 1.02 |
| Local purpose tax rate | 1.68 |

| | |
|--|---------------------|
| TAXES | |
| Local school tax ... | \$122,218.88 |
| County taxes | 127,549.27 |
| Special district taxes | |
| Local purpose levy | \$249,768.15 |
| | 207,717.04 |
| Total tax levy (tax duplicate) .. | \$457,485.19 |
| Per Capita Total Tax Levy | |
| | \$145.14 |

| | |
|--|--------------|
| Current | |
| 1952 taxes levied (total) | \$457,485.19 |
| Collected in 1952 | 445,293.23 |
| Per cent of levy collected in 1952 ... | 97.33 |
| Transferred to liens | 82.33 |
| Cancelled, abated or adjusted .. | 167.57 |
| Outstanding December 31, 1952 .. | \$11,942.06 |

| | |
|------------------------------------|-------------|
| All Prior Years Outstanding | |
| Balance January 1, 1952 | \$16,682.18 |
| Collected in 1952 | 4,748.05 |
| Balance December 31, 1952 | \$11,934.13 |

| | |
|------------------------------------|------------|
| Tax Title Liens Outstanding | |
| Balance January 1, 1952 | \$5,199.62 |
| Redeemed by cash | 4,748.05 |
| Balance December 31, 1952 | \$5,086.19 |

| | |
|---|----------|
| Property Acquired by Deed or Foreclosure | |
| Balance January 1, 1952 | \$322.45 |
| Sale for cash | |
| Balance December 31, 1952 | \$322.45 |

| | |
|--|--------------------|
| CAPITAL DEBT, DECEMBER 31, 1952 | |
| Gross Debt | |
| School debt | |
| Self-liquidating debt. | \$48,000.00 |
| Other capital debt .. | 10,000.00 |
| TOTAL GROSS DEBT | \$58,000.00 |
| Per Capita Gross Debt | \$18.40 |

| | |
|-------------------------------|--------------------|
| Deductions for | |
| School debt | |
| Self-liquidating debt. | \$48,000.00 |
| Other capital debt .. | |
| TOTAL DEDUCTIONS | 48,000.00 |
| NET DEBT | \$10,000.00 |

| | |
|------------------------------------|-----------------|
| Average Assessed Valuations | |
| Real Property 1950-1951-1952 .. | \$10,004,192.00 |
| Per Cent of Net Debt | 0.10 |

| | |
|--|--------------------|
| CURRENT FINANCES DECEMBER 31, 1952 | |
| Cash | \$21,465.78 |
| Taxes receivable | 23,876.19 |
| Tax title liens | 5,086.19 |
| Foreclosed property | 322.45 |
| Accounts receivable | 337.59 |
| State road aid receivable | 7,460.35 |
| Emergencies and deferred charges .. | |
| TOTAL ASSETS | \$58,548.55 |
| Cash liabilities | \$9,949.78 |
| Reserves | 29,622.42 |
| Surplus revenue | 18,976.35 |
| TOTAL LIABILITIES AND SURPLUS | \$58,548.55 |

GREENWICH TOWNSHIP—WARREN COUNTY

Population Census, 1950—1,217

Land Area 11.1 sq. mi.

Net Valuation Taxable \$1,202,172

EXPENDITURES AND REQUIRED PAYMENTS FOR 1952

| | |
|---|--------------------|
| General Government | |
| Administrative and executive | \$2,000.00 |
| Assessment and collection of taxes | 1,450.00 |
| Finance Department | 255.00 |
| Protection to Persons & Property | |
| Fire | 2,000.00 |
| Police | 410.00 |
| Other | |
| Streets and Roads | |
| Repairs and maintenance | 7,697.22 |
| Street lighting | 1,200.00 |
| Sanitation | |
| Street cleaning | |
| Garbage and ash removal | |
| Sewers | |
| Health and Charities | |
| Health service | 544.00 |
| Poor (including relief) | 100.00 |
| Hospitals (aid and maintenance) | |
| Other | |
| Recreation | |
| Benches and boardwalks | |
| Parks and playgrounds | 600.00 |
| Other | |
| Educational | |
| (Exclusive of school districts) .. | |
| Unclassified Purposes | |
| (Including contingent) | 100.00 |
| SUB-TOTAL—Municipal functions.. | \$16,356.22 |

| | |
|---|----------------|
| Per Capita—Municipal functions | \$13.44 |
| Capital imp'ts and capital imp't fund | \$666.66 |
| Debt Service | |
| Principal payments .. | |
| Interest payments .. | |
| Total | |

| | |
|--|--------------------|
| Per Capita Debt Service | |
| Deferred Charges and Statutory Expenditures | |
| Emergencies | |
| Other deferred chgs. | |
| Total | |
| TOTAL—Municipal expenditures .. | \$17,022.88 |

| | |
|---|------------------|
| Required Payments for Local School, County, and Special District Taxes | 59,912.47 |
|---|------------------|

TOTAL EXPENDITURES AND REQUIRED PAYMENTS

| | |
|-------------------------------------|--------------------|
| Reserve for uncollected taxes | \$6,637.06 |
| GRAND TOTAL—Budget | \$83,572.41 |

RECEIPTS AND REVENUES REALIZED IN 1952 TO MEET EXPENDITURES AND REQUIRED PAYMENTS

| | |
|---|--------------------|
| Surplus revenue appropriated | \$9,500.00 |
| Miscellaneous revenues realized .. | 8,492.49 |
| State aid revenues realized | 1,622.00 |
| Delinquent taxes including | |
| liens—1952 collections | 4,099.93 |
| current taxes—1952 collections.. | 58,070.06 |
| Emergency borrowings | |
| TOTAL RECEIPTS AND REVENUES REALIZED | \$81,784.48 |

CAPITAL OUTLAY—1952

| | |
|----------------------------------|-------|
| Beaches and boardwalks | |
| Buildings and equipment | |
| Parks and playgrounds | |
| Sewers | |
| Streets, roads and bridges | |
| Water supply | |
| Other | |

| | |
|------------------------------|---------------|
| Tax rate | \$4.99 |
| Local school tax rate | 3.61 |
| County tax rate | 1.38 |
| Local purpose tax rate | ... |

TAXES

| | | |
|--|--------------------|--|
| Local school tax ... | \$43,348.61 | |
| County taxes | 16,563.86 | |
| Special district taxes | | |
| Local purpose levy | \$59,912.47 | |
| Total tax levy (tax duplicate) .. | \$59,912.47 | |

Per Capita Total Tax Levy

| | |
|--|-------------|
| Current | |
| 1952 taxes levied (total) | \$60,378.96 |
| Collected in 1952 | 58,070.06 |
| Per cent of levy collected in 1952 ... | 96.17 |
| Transferred to liens | |
| Cancelled, abated or adjusted .. | 45.91 |
| Outstanding December 31, 1952 .. | \$2,262.99 |

| | |
|------------------------------------|------------|
| All Prior Years Outstanding | |
| Balance January 1, 1952 | \$4,858.83 |
| Collected in 1952 | 4,099.93 |
| Balance December 31, 1952 | \$758.90 |

| | |
|------------------------------------|-------|
| Tax Title Liens Outstanding | |
| Balance January 1, 1952 | |
| Redeemed by cash | |
| Balance December 31, 1952 | |

| | |
|---|-------|
| Property Acquired by Deed or Foreclosure | |
| Balance January 1, 1952 | |
| Sale for cash | |
| Balance December 31, 1952 | |

CAPITAL DEBT, DECEMBER 31, 1952

| | |
|-----------------------------|-------|
| Gross Debt | |
| School debt | |
| Self-liquidating debt | |
| Other capital debt .. | |

| | |
|------------------------------------|--------------|
| TOTAL GROSS DEBT | |
| Per Capita Gross Debt | |

| | |
|-----------------------------|-------|
| Deductions for | |
| School debt | |
| Self-liquidating debt | |
| Other capital debt .. | |

| | |
|-------------------------------|--------------|
| TOTAL DEDUCTIONS | |
| NET DEBT | |

| | |
|------------------------------------|--------------|
| Average Assessed Valuations | |
| Real Property 1950-1951-1952.. | \$967,990.00 |
| Per Cent of Net Debt | |

CURRENT FINANCES DECEMBER 31, 1952

| | |
|-------------------------------------|--------------------|
| Cash | \$46,703.09 |
| Taxes receivable | 3,021.89 |
| Tax title liens | |
| Foreclosed property | |
| Accounts receivable | |
| State road aid receivable | |
| Emergencies and deferred charges .. | |
| TOTAL ASSETS | \$49,724.98 |

| | |
|--|--------------------|
| Cash liabilities | \$24,171.38 |
| Reserves | 3,021.89 |
| Surplus revenue | 22,531.71 |
| TOTAL LIABILITIES AND SURPLUS | \$49,724.98 |

GUTTENBERG TOWN—HUDSON COUNTY

Population Census, 1950—5,566 Land Area 0.2 sq. mi. Net Valuation Taxable \$6,021,515

| | |
|--|---------------------|
| EXPENDITURES AND REQUIRED PAYMENTS FOR 1952 | |
| General Government | |
| Administrative and executive | \$25,300.00 |
| Assessment and collection of taxes | 5,800.00 |
| Finance Department | 3,150.00 |
| Protection to Persons & Property | |
| Fire | 17,500.00 |
| Police | 55,700.00 |
| Other | 3,340.00 |
| Streets and Roads | |
| Repairs and maintenance | 14,090.00 |
| Street lighting | 5,900.00 |
| Sanitation | |
| Street cleaning | 14,500.00 |
| Garbage and ash removal | 10,250.00 |
| Sewers | |
| Health and Charities | |
| Health service | 1,425.00 |
| Poor (including relief) | 8,175.00 |
| Hospitals (aid and maintenance) | |
| Other | |
| Recreation | |
| Beaches and boardwalks | |
| Parks and playgrounds | |
| Other | 2,000.00 |
| Educational | |
| (Exclusive of school districts) .. | |
| Unclassified Purposes | |
| (Including contingent) | 1,200.00 |
| SUB-TOTAL—Municipal functions.. | \$168,330.00 |
| Per Capita—Municipal functions | |
| Capital imp'ts and capital imp't fund | \$30.24 |
| Debt Service | \$21,000.00 |
| Debt Service | |
| Principal payments .. | \$10,500.00 |
| Interest payments .. | 1,190.00 |
| Total | 11,690.00 |
| Per Capita Debt | |
| Service | \$2.10 |
| Deferred Charges and Statutory Expenditures | |
| Emergencies | |
| Other deferred chgs. | \$17,455.27 |
| Total | 17,455.27 |
| TOTAL—Municipal expenditures ... | \$218,475.27 |
| Required Payments for Local School, County, and Special District Taxes | |
| | 236,259.17 |
| TOTAL EXPENDITURES AND REQUIRED PAYMENTS | \$454,734.44 |
| Reserve for uncollected taxes | \$49,867.61 |
| GRAND TOTAL—Budget | \$504,602.05 |
| RECEIPTS AND REVENUES REALIZED IN 1952 TO MEET EXPENDITURES AND REQUIRED PAYMENTS | |
| Surplus revenue appropriated .. | \$45,000.00 |
| Miscellaneous revenues realized .. | 43,793.39 |
| State aid revenues realized | 30,250.00 |
| Delinquent taxes including | |
| liens—1952 collections | 13,643.04 |
| Current taxes—1952 collections .. | 359,865.32 |
| Emergency borrowings | |
| TOTAL RECEIPTS AND REVENUES REALIZED | \$492,551.75 |
| CAPITAL OUTLAY—1952 | |
| Beaches and boardwalks | |
| Buildings and equipment | \$1,130.00 |
| Parks and playgrounds | |
| Sewers | |
| Streets, roads and bridges | |
| Water supply | |
| Other | |

| | |
|---|---------------------|
| Tax rate | \$6.20 |
| Local school tax rate | 2.19 |
| County tax rate | 1.74 |
| Local purpose tax rate | 2.36 |
| TAXES | |
| Local school tax ... | \$131,761.24 |
| County taxes | 104,497.93 |
| Special district taxes | |
| Local purpose levy | \$236,259.17 |
| | 142,142.88 |
| Total tax levy (tax duplicate) .. | \$378,402.05 |
| Per Capita Total Tax Levy | |
| | \$67.98 |
| Current | |
| 1952 taxes levied (total) | \$378,402.05 |
| Collected in 1952 | 359,865.32 |
| Per cent of levy collected in 1952 ... | 95.10 |
| Transferred to liens | 955.00 |
| Cancelled, abated or adjusted | |
| Outstanding December 31, 1952 .. | \$17,581.73 |
| All Prior Years Outstanding | |
| Balance January 1, 1952 | \$24,285.71 |
| Collected in 1952 | 13,643.04 |
| Balance December 31, 1952 | \$10,642.67 |
| Tax Title Liens Outstanding | |
| Balance January 1, 1952 | \$6,861.41 |
| Redeemed by cash | |
| Balance December 31, 1952 | \$7,816.41 |
| Property Acquired by Deed or Foreclosure | |
| Balance January 1, 1952 | \$39,760.00 |
| Sale for cash | |
| Balance December 31, 1952 | \$39,760.00 |
| CAPITAL DEBT, DECEMBER 31, 1952 | |
| Gross Debt | |
| School debt | |
| Self-liquidating debt .. | |
| Other capital debt .. | \$32,500.00 |
| TOTAL GROSS DEBT | \$32,500.00 |
| Per Capita Gross Debt | \$5.84 |
| Deductions for | |
| School debt | |
| Self-liquidating debt .. | |
| Other capital debt .. | |
| TOTAL DEDUCTIONS | |
| NET DEBT | \$32,500.00 |
| Average Assessed Valuations | |
| Real Property 1950-1951-1952 .. | \$5,328,482.00 |
| Per Cent of Net Debt | 0.60 |
| CURRENT FINANCES DECEMBER 31, 1952 | |
| Cash | \$91,702.04 |
| Taxes receivable | 28,224.40 |
| Tax title liens | 7,816.41 |
| Foreclosed property | 39,760.00 |
| Accounts receivable | 4,392.70 |
| State road aid receivable | 17,372.60 |
| Emergencies and deferred charges .. | 787.43 |
| TOTAL ASSETS | \$190,055.58 |
| Cash liabilities | \$27,615.62 |
| Reserves | 80,193.51 |
| Surplus revenue | 82,246.45 |
| TOTAL LIABILITIES AND SURPLUS | \$190,055.58 |

HACKENSACK CITY—BERGEN COUNTY

Population Census, 1950—29,219

Land Area 4.0 sq. mi.

Net Valuation Taxable \$48,467,503

| | |
|--|-----------------------|
| EXPENDITURES AND REQUIRED PAYMENTS FOR 1952 | |
| General Government | |
| Administrative and executive | \$151,854.00 |
| Assessment and collection of taxes .. | 45,138.00 |
| Finance Department | 23,860.00 |
| Protection to Persons & Property | |
| Fire | 296,410.00 |
| Police | 342,619.22 |
| Other | 52,715.78 |
| Streets and Roads | |
| Repairs and maintenance | 133,124.00 |
| Street lighting | 40,000.00 |
| Sanitation | |
| Street cleaning | 26,100.00 |
| Garbage and ash removal | 124,689.84 |
| Sewers | 88,014.16 |
| Health and Charities | |
| Health service | 31,290.00 |
| Poor (including relief) | 30,080.00 |
| Hospitals (aid and maintenance) .. | |
| Other | |
| Recreation | |
| Beaches and boardwalks | |
| Parks and playgrounds | 41,300.00 |
| Other | 19,875.00 |
| Educational | |
| (Exclusive of school districts) .. | 56,255.00 |
| Unclassified Purposes | |
| (Including contingent) | 119,605.00 |
| SUB-TOTAL—Municipal functions.. | \$1,622,930.00 |
| Per Capita—Municipal functions ... | |
| Capital imp'ts and capital imp't fund | \$6,000.00 |
| Debt Service | |
| Principal payments .. | \$374,000.00 |
| Interest payments .. | 76,292.50 |
| Total | *450,292.50 |
| Per Capita Debt Service | |
| Deferred Charges and Statutory Expenditures | \$15.41 |
| Emergencies | \$38,300.00 |
| Other deferred chgs. | 205,657.08 |
| Total | 243,957.08 |
| TOTAL—Municipal expenditures ... | \$2,323,179.58 |
| Required Payments for Local School, County, and Special District Taxes | |
| 1,557,936.85 | |
| TOTAL EXPENDITURES AND REQUIRED PAYMENTS | \$3,881,116.43 |
| Reserve for uncollected taxes | \$152,209.71 |
| GRAND TOTAL—Budget | \$4,033,326.14 |
| RECEIPTS AND REVENUES REALIZED IN 1952 TO MEET EXPENDITURES AND REQUIRED PAYMENTS | |
| Surplus revenue appropriated .. | \$323,600.00 |
| Miscellaneous revenues realized. | 566,414.01 |
| State aid revenues realized | 17,992.00 |
| Delinquent taxes including | |
| Liens—1952 collections | 79,930.04 |
| Current taxes—1952 collections.. | 2,962,075.35 |
| Emergency borrowings | |
| TOTAL RECEIPTS AND REVENUES REALIZED | \$3,950,011.40 |

| | |
|---|---------------------|
| Tax rate | \$6.25 |
| Local school tax rate | 2.44 |
| County tax rate | 0.78 |
| Local purpose tax rate | 3.03 |
| TAXES | |
| Local school tax ... | \$1,181,595.75 |
| County taxes | 376,341.10 |
| Special district taxes | |
| Local purpose levy | \$1,557,936.85 |
| Total tax levy (tax duplicate) .. | 1,487,251.79 |
| Per Capita Total Tax Levy | \$104.22 |
| Current | |
| 1952 taxes levied (total) | \$3,079,701.71 |
| Collected in 1952 | 2,962,075.35 |
| Per cent of levy collected in 1952 ... | 96.18 |
| Transferred to liens | \$65.96 |
| Cancelled, abated or adjusted | 20,380.25 |
| Outstanding December 31, 1952 .. | \$96,380.15 |
| All Prior Years Outstanding | |
| Balance January 1, 1952 | \$89,543.04 |
| Collected in 1952 | 79,735.44 |
| Balance December 31, 1952 | \$1,889.56 |
| Tax Title Liens Outstanding | |
| Balance January 1, 1952 | \$14,137.06 |
| Relieved by cash | 194.60 |
| Balance December 31, 1952 | \$11,693.21 |
| Property Acquired by Deed or Foreclosure | |
| Balance January 1, 1952 | \$166,430.00 |
| Sale for cash | 36,665.00 |
| Balance December 31, 1952 | \$152,939.00 |

CAPITAL DEBT, DECEMBER 31, 1952

| | |
|------------------------------------|-----------------------|
| Gross Debt | |
| School debt | \$2,276,500.00 |
| Self-liquidating debt | |
| Other capital debt .. | 2,240,487.00 |
| TOTAL GROSS DEBT | \$4,516,987.00 |
| Per Capita Gross Debt | |
| \$154.59 | |
| Deductions for | |
| School debt | \$2,276,500.00 |
| Self-liquidating debt | |
| Other capital debt .. | |
| TOTAL DEDUCTIONS | 2,276,500.00 |
| NET DEBT | \$2,240,487.00 |
| Average Assessed Valuations | |
| Real Property 1950-1951-1952.. | \$40,604,557.00 |
| Per Cent of Net Debt | 5.51 |

CURRENT FINANCES DECEMBER 31, 1952

| | |
|--|-----------------------|
| Cash | \$867,668.25 |
| Taxes receivable | 98,269.71 |
| Tax title liens | 11,693.21 |
| Foreclosed property | 152,939.00 |
| Accounts receivable | 1,716.75 |
| State road aid receivable | |
| Emergencies and deferred charges .. | |
| TOTAL ASSETS | \$1,132,286.92 |
| Cash liabilities | \$98,433.16 |
| Reserves | 264,618.67 |
| Surplus revenue | 769,235.09 |
| TOTAL LIABILITIES AND SURPLUS | \$1,132,286.92 |

CAPITAL OUTLAY—1952

| | |
|----------------------------------|--------------|
| Beaches and boardwalks | |
| Buildings and equipment | \$358,860.91 |
| Parks and playgrounds | 10,596.34 |
| Sewers | |
| Streets, roads and bridges | 54,322.58 |
| Water supply | |
| Other | 7,461.55 |

* Includes \$73,637.50 Art. VI School Debt Service.

HACKETTSTOWN TOWN—WARREN COUNTY

Population Census, 1950—3,894

Land Area 3.3 sq. mi.

Net Valuation Taxable \$4,574,758

| | |
|--|--------------------|
| EXPENDITURES AND REQUIRED PAYMENTS FOR 1952 | |
| General Government | |
| Administrative and executive | \$9,321.00 |
| Assessment and collection of taxes | 3,054.82 |
| Finance Department | 872.75 |
| Protection to Persons & Property | |
| Fire | 4,416.79 |
| Police | 23,176.90 |
| Other | |
| Streets and Roads | |
| Repairs and maintenance | 22,245.55 |
| Street lighting | 7,916.99 |
| Sanitation | |
| Street cleaning | |
| Garbage and ash removal | 386.00 |
| Sewers | |
| Health and Charities | |
| Health service | 1,845.85 |
| Poor (including relief) | 740.00 |
| Hospitals (aid and maintenance) | |
| Other | |
| Recreation | |
| Beaches and boardwalks | |
| Parks and playgrounds | 7.00 |
| Other | 6,750.00 |
| Educational | |
| (Exclusive of school districts) .. | 4,999.17 |
| Unclassified Purposes | |
| (Including contingent) | 3,769.91 |
| SUB-TOTAL—Municipal functions.. | \$89,502.73 |

| | |
|--|------------------|
| Per Capita—Municipal functions | \$22.98 |
| Capital imp'ts and capital imp't fund | \$2,000.00 |
| Debt Service | |
| Principal payments | |
| Interest payments .. | \$370.72 |
| Total | 370.72 |
| Per Capita Debt Service | |
| | \$0.09 |
| Deferred Charges and Statutory Expenditures | |
| Emergencies | \$1,450.00 |
| Other deferred chgs. | 15,721.25 |
| Total | 17,171.25 |

| | |
|---|---------------------|
| TOTAL—Municipal expenditures .. | \$109,044.70 |
| Required Payments for Local School, County, and Special District Taxes | |
| | 187,511.67 |

| | |
|---|---------------------|
| TOTAL EXPENDITURES AND REQUIRED PAYMENTS | \$296,556.37 |
| Reserve for uncollected taxes | \$24,223.29 |
| GRAND TOTAL—Budget | \$320,779.66 |

| | |
|--|---------------------|
| RECEIPTS AND REVENUES REALIZED IN 1952 TO MEET EXPENDITURES AND REQUIRED PAYMENTS | |
| Surplus revenue appropriated .. | \$24,624.86 |
| Miscellaneous revenues realized .. | 36,333.70 |
| State aid revenues realized | 9,268.20 |
| Delinquent taxes including | |
| liens—1952 collections | 16,243.44 |
| Current taxes—1952 collections.. | 221,063.46 |
| Emergency borrowings | |
| TOTAL RECEIPTS AND REVENUES REALIZED | \$307,533.66 |

CAPITAL OUTLAY—1952

| | |
|----------------------------------|------------|
| Beaches and boardwalks | |
| Buildings and equipment | |
| Parks and playgrounds | |
| Sewers | |
| Streets, roads and bridges | \$6,045.55 |
| Water supply | 16,786.74 |
| Other | |

| | |
|------------------------------|---------------|
| Tax rate | \$5.19 |
| Local school tax rate | 2.77 |
| County tax rate | 1.33 |
| Local purpose tax rate | 1.09 |

TAXES

| | | |
|--|-------------------|--|
| Local school tax ... | \$126,800.00 | |
| County taxes | 60,711.67 | |
| Special district taxes | | |
| Local purpose levy | 187,511.67 | |
| | 53,985.00 | |
| Total tax levy (tax duplicate) .. | 241,496.67 | |

| | |
|--|----------------|
| Per Capita Total Tax Levy | \$62.02 |
|--|----------------|

Current

| | |
|--|--------------------|
| 1952 taxes levied (total) | \$242,041.61 |
| Collected in 1952 | 221,063.46 |
| Per cent of levy collected in 1952 ... | 91.33 |
| Transferred to liens | 10.38 |
| Cancelled, abated or adjusted | 692.87 |
| Outstanding December 31, 1952 .. | \$20,274.90 |

All Prior Years Outstanding

| | |
|---------------------------------|--------------------|
| Balance January 1, 1952 | \$29,454.79 |
| Collected in 1952 | 16,243.44 |
| Balance December 31, 1952 | \$11,919.67 |

Tax Title Liens Outstanding

| | |
|---------------------------------|----------------|
| Balance January 1, 1952 | \$590.59 |
| Redeemed by cash | |
| Balance December 31, 1952 | \$39.97 |

Property Acquired by Deed or Foreclosure

| | |
|---------------------------------|-----------------|
| Balance January 1, 1952 | \$2,750.00 |
| Sale for cash | 5,015.00 |
| Balance December 31, 1952 | \$500.00 |

CAPITAL DEBT, DECEMBER 31, 1952

| | |
|------------------------------------|---------------------|
| Gross Debt | |
| School debt | \$200,000.00 |
| Self-liquidating debt .. | 23,600.00 |
| Other capital debt .. | 9,073.00 |
| TOTAL GROSS DEBT | \$232,673.00 |
| Per Capita Gross Debt | \$59.75 |

Deductions for

| | |
|-------------------------------|-------------------|
| School debt | \$200,000.00 |
| Self-liquidating debt .. | 23,600.00 |
| Other capital debt .. | |
| TOTAL DEDUCTIONS | 223,600.00 |
| NET DEBT | \$9,073.00 |

Average Assessed Valuations

| | |
|--------------------------------|----------------|
| Real Property 1950-1951-1952.. | \$3,904,375.00 |
| Per Cent of Net Debt | 0.23 |

CURRENT FINANCES DECEMBER 31, 1952

| | |
|--|---------------------|
| Cash | \$71,626.76 |
| Taxes receivable | 32,194.57 |
| Tax title liens | 39.97 |
| Foreclosed property | 500.00 |
| Accounts receivable | 8,347.35 |
| State road aid receivable .. | |
| Emergencies and deferred charges .. | 182.52 |
| TOTAL ASSETS | \$112,891.17 |
| Cash liabilities | \$8,704.84 |
| Reserves | 41,081.89 |
| Surplus revenue | 63,104.44 |
| TOTAL LIABILITIES AND SURPLUS | \$112,891.17 |

HADDON TOWNSHIP—CAMDEN COUNTY

Population Census, 1950—12,379

Land Area 2.99 sq. mi.

Net Valuation Taxable \$13,065,631

EXPENDITURES AND REQUIRED PAYMENTS FOR 1952

| | |
|---|---------------------|
| General Government | |
| Administrative and executive | \$32,323.00 |
| Assessment and collection of taxes | 15,370.00 |
| Finance Department | |
| Protection to Persons & Property | |
| Fire | 10,000.00 |
| Police | 61,840.00 |
| Other | |
| Streets and Roads | |
| Repairs and maintenance | 27,259.00 |
| Street lighting | 18,000.00 |
| Sanitation | |
| Street cleaning | 950.00 |
| Garbage and ash removal | 33,971.00 |
| Sewers | |
| Health and Charities | |
| Health service | 4,160.00 |
| Poor (including relief) | 1,070.00 |
| Hospitals (aid and maintenance) | |
| Other | |
| Recreation | |
| Beaches and boardwalks | |
| Parks and playgrounds | 9,885.00 |
| Other | |
| Educational | |
| (Exclusive of school districts) .. | 100.00 |
| Unclassified Purposes | |
| (Including contingent) | 3,970.00 |
| SUB-TOTAL—Municipal functions.. | \$218,898.00 |

| | |
|--|------------------|
| Per Capita—Municipal functions | \$17.68 |
| Capital imp'ts and capital imp't fund | \$31,100.00 |
| Debt Service | |
| Principal payments .. | \$57,000.00 |
| Interest payments .. | 36,845.00 |
| Total | 93,845.00 |
| Per Capita Debt Service | \$7.58 |
| Deferred Charges and Statutory Expenditures | |
| Emergencies | |
| Other deferred chgs. | \$95,285.00 |
| Total | 95,285.00 |

| | |
|--|---------------------|
| TOTAL—Municipal expenditures .. | \$439,128.00 |
|--|---------------------|

| | |
|---|-------------------|
| Required Payments for Local School, County, and Special District Taxes | 622,119.62 |
|---|-------------------|

TOTAL EXPENDITURES AND REQUIRED PAYMENTS

| | |
|-------------------------------------|-----------------------|
| Reserve for uncollected taxes | \$68,300.00 |
| GRAND TOTAL—Budget | \$1,129,547.62 |

RECEIPTS AND REVENUES REALIZED IN 1952 TO MEET EXPENDITURES AND REQUIRED PAYMENTS

| | |
|---|-----------------------|
| Surplus revenue appropriated .. | \$130,000.00 |
| Miscellaneous revenues realized .. | 108,443.98 |
| State aid revenues realized | 8,292.68 |
| Delinquent taxes including | |
| Hens—1952 collections | 35,257.78 |
| Current taxes—1952 collections.. | 871,869.40 |
| Emergency borrowings | |
| TOTAL RECEIPTS AND REVENUES REALIZED | \$1,153,863.84 |

CAPITAL OUTLAY—1952

| | |
|----------------------------------|-------------|
| Beaches and boardwalks | |
| Buildings and equipment | \$18,009.12 |
| Parks and playgrounds | |
| Sewers | 232,894.26 |
| Streets, roads and bridges | 104,185.67 |
| Water supply | 118,494.10 |
| Other | |

| | |
|-----------------------------|---------------|
| Tax rate | \$6.60 |
| Local school tax rate | 2.99 |
| County tax rate | 1.61 |
| Local purpose tax rate | 2.00 |

TAXES

| | | |
|--|--------------|---------------------|
| Local school tax ... | \$390,530.38 | |
| County taxes | 210,877.01 | |
| Special district taxes | 20,712.23 | |
| | | \$622,119.62 |
| Local purpose levy | | 258,037.00 |
| Total tax levy (tax duplicate) .. | | \$880,156.62 |

| | |
|--|----------------|
| Per Capita Total Tax Levy | \$71.10 |
|--|----------------|

Current

| | |
|---------------------------------------|--------------|
| 1952 taxes levied (total) | \$919,557.84 |
| Collected in 1952 | 871,869.40 |
| Per cent of levy collected in 1952 .. | 94.81 |
| Transferred to liens | |
| Cancelled, abated or adjusted | 8,644.79 |
| Outstanding December 31, 1952 .. | \$39,043.65 |

All Prior Years Outstanding

| | |
|---------------------------------|-------------|
| Balance January 1, 1952 | \$39,188.59 |
| Collected in 1952 | 35,076.76 |
| Balance December 31, 1952 | \$1,115.96 |

Tax Title Liens Outstanding

| | |
|---------------------------------|------------|
| Balance January 1, 1952 | \$1,310.12 |
| Redeemed by cash | 181.02 |
| Balance December 31, 1952 | \$1,129.10 |

Property Acquired by Deed or Foreclosure

| | |
|---------------------------------|-------------|
| Balance January 1, 1952 | \$84,494.02 |
| Sale for cash | 4,217.02 |
| Balance December 31, 1952 | \$80,277.00 |

CAPITAL DEBT, DECEMBER 31, 1952

| | |
|------------------------------------|-----------------------|
| Gross Debt | |
| School debt | \$697,000.00 |
| Self-liquidating debt .. | 852,500.00 |
| Other capital debt .. | 963,552.00 |
| TOTAL GROSS DEBT | \$2,513,052.00 |
| Per Capita Gross Debt | \$203.01 |

Deductions for

| | |
|-------------------------------|---------------------|
| School debt | \$697,000.00 |
| Self-liquidating debt .. | 852,500.00 |
| Other capital debt .. | |
| TOTAL DEDUCTIONS | 1,549,500.00 |
| NET DEBT | \$963,552.00 |

Average Assessed Valuations

| | |
|--------------------------------|-----------------|
| Real Property 1950-1951-1952.. | \$12,325,657.00 |
| Per Cent of Net Debt | 7.81 |

CURRENT FINANCES DECEMBER 31, 1952

| | |
|-------------------------------------|---------------------|
| Cash | \$357,529.38 |
| Taxes receivable | 40,159.61 |
| Tax title liens | 1,129.10 |
| Foreclosed property | 80,277.00 |
| Accounts receivable | 103,492.81 |
| State road aid receivable | 10,190.12 |
| Emergencies and deferred charges .. | 591.00 |
| TOTAL ASSETS | \$593,369.02 |

| | |
|------------------------|-------------|
| Cash liabilities | \$43,157.25 |
| Reserves | 225,058.52 |
| Surplus revenue | 325,153.25 |

| | |
|--|---------------------|
| TOTAL LIABILITIES AND SURPLUS | \$593,369.02 |
|--|---------------------|

HADDONFIELD BOROUGH—CAMDEN COUNTY

Population Census, 1950—10,495

Land Area 2.36 sq. mi.

Net Valuation Taxable \$13,733,938

| | |
|--|-----------------------|
| EXPENDITURES AND REQUIRED PAYMENTS FOR 1952 | |
| General Government | |
| Administrative and executive | \$82,847.89 |
| Assessment and collection of taxes | 20,877.11 |
| Finance Department | |
| Protection to Persons & Property | |
| Fire | 23,738.15 |
| Police | 88,997.42 |
| Other | |
| Streets and Roads | |
| Repairs and maintenance | 19,433.49 |
| Street lighting | 15,649.73 |
| Sanitation | |
| Street cleaning | |
| Garbage and ash removal | 37,200.33 |
| Sewers | |
| Health and Charities | |
| Health service | 3,725.18 |
| Poor (including relief) | 1,775.19 |
| Hospitals (aid and maintenance) .. | |
| Other | |
| Recreation | |
| Beaches and boardwalks | |
| Parks and playgrounds | |
| Other | |
| Educational | |
| (Exclusive of school districts) .. | 18,673.09 |
| Unclassified Purposes | |
| (Including contingent) | 6,722.71 |
| SUB-TOTAL—Municipal functions.. | \$269,640.29 |
| Per Capita—Municipal functions | |
| Capital imp'ts and capital imp't fund | \$25.69 |
| Debt Service | \$47,711.78 |
| Principal payments . | \$112,000.00 |
| Interest payments .. | 16,897.66 |
| Total | 128,897.66 |
| Per Capita Debt Service | \$12.28 |
| Deferred Charges and Statutory Expenditures | |
| Emergencies | \$11,000.00 |
| Other deferred chgs. | 37,889.15 |
| Total | 48,889.15 |
| TOTAL—Municipal expenditures ... | \$495,138.88 |
| Required Payments for Local School, County, and Special District Taxes | |
| | 544,177.50 |
| TOTAL EXPENDITURES AND REQUIRED PAYMENTS | \$1,039,316.38 |
| Reserve for uncollected taxes | \$37,000.00 |
| GRAND TOTAL—Budget | \$1,076,316.38 |
| RECEIPTS AND REVENUES REALIZED IN 1952 TO MEET EXPENDITURES AND REQUIRED PAYMENTS | |
| Surplus revenue appropriated .. | \$55,000.00 |
| Miscellaneous revenues realized. | 182,979.88 |
| State aid revenues realized | 9,300.00 |
| Delinquent taxes including | |
| Liens—1952 collections | 32,983.63 |
| Current taxes—1952 collections.. | 839,462.98 |
| Emergency borrowings | |
| TOTAL RECEIPTS AND REVENUES REALIZED | \$1,119,726.40 |

CAPITAL OUTLAY—1952

| | |
|----------------------------------|--------------|
| Beaches and boardwalks | |
| Buildings and equipment | \$121,532.29 |
| Parks and playgrounds | |
| Sewers | |
| Streets, roads and bridges | |
| Water supply | |
| Other | |

| | |
|---|---------------------|
| Local school tax rate | \$6.24 |
| Local school tax rate | 2.37 |
| County tax rate | 1.59 |
| Local purpose tax rate | 2.28 |
| TAXES | |
| Local school tax ... | \$325,615.69 |
| County taxes | 218,561.81 |
| Special district taxes | |
| Local purpose levy | \$544,177.50 |
| | 310,059.06 |
| Total tax levy (tax duplicate) .. | \$854,236.56 |
| Per Capita Total Tax Levy | |
| | \$81.39 |
| Current | |
| 1952 taxes levied (total) | \$877,994.11 |
| Collected in 1952 | 839,462.98 |
| Per cent of levy collected in 1952 ... | 95.61 |
| Transferred to liens | |
| Cancelled, abated or adjusted .. | 2,122.77 |
| Outstanding December 31, 1952 .. | \$36,408.36 |
| All Prior Years Outstanding | |
| Balance January 1, 1952 | \$33,077.88 |
| Collected in 1952 | 32,983.63 |
| Balance December 31, 1952 | |
| Tax Title Liens Outstanding | |
| Balance January 1, 1952 | |
| Redeemed by cash | |
| Balance December 31, 1952 | |
| Property Acquired by Deed or Foreclosure | |
| Balance January 1, 1952 | \$25,100.00 |
| Sale for cash | 16,400.00 |
| Balance December 31, 1952 | \$18,600.00 |

CAPITAL DEBT, DECEMBER 31, 1952

| | |
|------------------------------------|-----------------------|
| Gross Debt | |
| School debt | \$425,500.00 |
| Self-liquidating debt. | 32,000.00 |
| Other capital debt .. | 845,000.00 |
| TOTAL GROSS DEBT | \$1,302,500.00 |
| Per Capita Gross Debt | \$124.11 |
| Deductions for | |
| School debt | \$425,500.00 |
| Self-liquidating debt. | 32,000.00 |
| Other capital debt .. | |
| TOTAL DEDUCTIONS | 457,500.00 |
| NET DEBT | \$845,000.00 |
| Average Assessed Valuations | |
| Real Property 1950-1951-1952.. | \$12,512,734.00 |
| Per Cent of Net Debt | 6.75 |

CURRENT FINANCES DECEMBER 31, 1952

| | |
|--|---------------------|
| Cash | \$275,758.70 |
| Taxes receivable | 36,408.36 |
| Tax title liens | |
| Foreclosed property | 18,600.00 |
| Accounts receivable | 401.32 |
| State road aid receivable | 18,984.00 |
| Emergencies and deferred charges .. | |
| TOTAL ASSETS | \$350,152.38 |
| Cash liabilities | \$173,182.81 |
| Reserves | 55,409.68 |
| Surplus revenue | 121,559.89 |
| TOTAL LIABILITIES AND SURPLUS | \$350,152.38 |

HADDON HEIGHTS BOROUGH—CAMDEN COUNTY

Population Census, 1950—7,287

Land Area 1.52 sq. mi.

Net Valuation Taxable \$7,545,870

EXPENDITURES AND REQUIRED PAYMENTS FOR 1952

| | |
|---|---------------------|
| General Government | |
| Administrative and executive | \$29,859.36 |
| Assessment and collection of taxes | 10,545.75 |
| Finance Department | |
| Protection to Persons & Property | |
| Fire | 13,299.96 |
| Police | 56,551.07 |
| Other | |
| Streets and Roads | |
| Repairs and maintenance | 24,691.08 |
| Street lighting | 15,500.00 |
| Sanitation | |
| Street cleaning | |
| Garbage and ash removal | 16,400.00 |
| Sewers | 23,240.00 |
| Health and Charities | |
| Health service | 2,400.00 |
| Poor (including relief) | 1,225.00 |
| Hospitals (aid and maintenance) | |
| Other | |
| Recreation | |
| Beaches and boardwalks | |
| Parks and playgrounds | 5,070.00 |
| Other | |
| Educational | |
| (Exclusive of school districts) .. | 8,300.00 |
| Unclassified Purposes | |
| (Including contingent) | 6,500.00 |
| SUB-TOTAL—Municipal functions.. | \$213,582.22 |

| | |
|---|----------------|
| Per Capita—Municipal functions | \$29.31 |
| Capital imp'ts and capital imp't fund | \$1,500.00 |
| Debt Service | |
| Principal payments .. | \$42,000.00 |
| Interest payments .. | 16,642.50 |

| | |
|--------------------------------------|---------------|
| Total | 58,642.50 |
| Per Capita Debt Service | \$8.05 |

| | |
|--|---------------------|
| Deferred Charges and Statutory Expenditures | |
| Emergencies | \$1,712.00 |
| Other deferred chgs. | 5,712.66 |
| Total | 7,424.66 |
| TOTAL—Municipal expenditures .. | \$281,149.38 |

| | |
|---|-------------------|
| Required Payments for Local School, County, and Special District Taxes | 334,702.95 |
|---|-------------------|

TOTAL EXPENDITURES AND REQUIRED PAYMENTS

| | |
|-------------------------------------|---------------------|
| | \$615,852.33 |
| Reserve for uncollected taxes | \$21,977.01 |
| GRAND TOTAL—Budget | \$637,829.34 |

RECEIPTS AND REVENUES REALIZED IN 1952 TO MEET EXPENDITURES AND REQUIRED PAYMENTS

| | |
|---|---------------------|
| Surplus revenue appropriated .. | \$80,000.00 |
| Miscellaneous revenues realized .. | 103,374.78 |
| State aid revenues realized | 6,521.74 |
| Delinquent taxes including | |
| liens—1952 collections | 16,389.57 |
| Current taxes—1952 collections .. | 464,262.33 |
| Emergency borrowings | |
| TOTAL RECEIPTS AND REVENUES REALIZED | \$670,548.42 |

CAPITAL OUTLAY—1952

| | |
|----------------------------------|-------------|
| Beaches and boardwalks | |
| Buildings and equipment | \$50,191.33 |
| Parks and playgrounds | |
| Sewers | 181,182.48 |
| Streets, roads and bridges | |
| Water supply | |
| Other | |

| | |
|------------------------------|---------------|
| Tax rate | \$6.22 |
| Local school tax rate | 2.85 |
| County tax rate | 1.59 |
| Local purpose tax rate | 1.78 |

TAXES

| | | |
|--|--------------|---------------------|
| Local school tax ... | \$214,771.51 | |
| County taxes | 119,931.44 | |
| Special district taxes | | |
| Local purpose levy | | \$334,702.95 |
| | | 134,540.39 |
| Total tax levy (tax duplicate) .. | | \$469,243.34 |

| | |
|--|----------------|
| Per Capita Total Tax Levy | \$64.39 |
|--|----------------|

| | |
|---------------------------------------|--------------|
| Current | |
| 1952 taxes levied (total) | \$478,406.24 |
| Collected in 1952 | 464,262.33 |
| Per cent of levy collected in 1952 .. | 97.04 |
| Transferred to liens | 926.20 |
| Cancelled, abated or adjusted .. | 1,364.60 |
| Outstanding December 31, 1952 .. | \$11,853.11 |

| | |
|------------------------------------|-------------|
| All Prior Years Outstanding | |
| Balance January 1, 1952 | \$22,613.40 |
| Collected in 1952 | 14,876.22 |
| Balance December 31, 1952 | \$7,669.45 |

| | |
|------------------------------------|-------------|
| Tax Title Liens Outstanding | |
| Balance January 1, 1952 | \$13,174.81 |
| Redeemed by cash | 1,513.35 |
| Balance December 31, 1952 | \$3,043.63 |

| | |
|---|-------------|
| Property Acquired by Deed or Foreclosure | |
| Balance January 1, 1952 | \$54,368.50 |
| Sale for cash | 22,035.50 |
| Balance December 31, 1952 | \$54,123.00 |

CAPITAL DEBT, DECEMBER 31, 1952

| | |
|------------------------------------|---------------------|
| Gross Debt | |
| School debt | \$353,000.00 |
| Self-liquidating debt .. | |
| Other capital debt .. | 506,000.00 |
| TOTAL GROSS DEBT | \$859,000.00 |
| Per Capita Gross Debt | \$117.88 |

| | |
|-------------------------------|---------------------|
| Deductions for | |
| School debt | \$353,000.00 |
| Self-liquidating debt .. | |
| Other capital debt .. | |
| TOTAL DEDUCTIONS | 353,000.00 |
| NET DEBT | \$506,000.00 |

| | |
|------------------------------------|----------------|
| Average Assessed Valuations | |
| Real Property 1950-1951-1952 .. | \$6,796,778.00 |
| Per Cent of Net Debt | 7.44 |

CURRENT FINANCES DECEMBER 31, 1952

| | |
|-------------------------------------|---------------------|
| Cash | \$289,037.74 |
| Taxes receivable | 19,522.56 |
| Tax title liens | 3,043.63 |
| Foreclosed property | 54,123.00 |
| Accounts receivable | 1,179.24 |
| State road aid receivable | 25,624.43 |
| Emergencies and deferred charges .. | |
| TOTAL ASSETS | \$392,530.60 |

| | |
|--|---------------------|
| Cash liabilities | \$167,236.84 |
| Reserves | 77,868.43 |
| Surplus revenue | 147,425.33 |
| TOTAL LIABILITIES AND SURPLUS | \$392,530.60 |

HAINESPORT TOWNSHIP—BURLINGTON COUNTY

Population Census, 1950—1,793

Land Area 6.68 sq. mi.

Net Valuation Taxable \$726,938

| | |
|--|--------------------|
| EXPENDITURES AND REQUIRED PAYMENTS FOR 1952 | |
| General Government | |
| Administrative and executive | \$3,580.00 |
| Assessment and collection of taxes | 3,165.00 |
| Finance Department | 385.00 |
| Protection to Persons & Property | |
| Fire | 900.00 |
| Police | 1,185.00 |
| Other | |
| Streets and Roads | |
| Repairs and maintenance | 6,530.00 |
| Street lighting | 2,960.00 |
| Sanitation | |
| Street cleaning | |
| Garbage and ash removal | 1,650.00 |
| Sewers | |
| Health and Charities | |
| Health service | 225.00 |
| Poor (including relief) | 350.00 |
| Hospitals (aid and maintenance) | |
| Other | |
| Recreation | |
| Beaches and boardwalks | |
| Parks and playgrounds | |
| Other | |
| Educational | |
| (Exclusive of school districts) .. | |
| Unclassified Purposes | |
| (Including contingent) | 25.00 |
| SUB-TOTAL—Municipal functions.. | \$20,905.00 |
| Per Capita—Municipal functions | |
| Capital imp'ts and capital imp't fund | \$11.66 |
| Debt Service | \$500.00 |
| Debt Service | |
| Principal payments .. | \$1,500.00 |
| Interest payments .. | 37.50 |
| Total | 1,537.50 |
| Per Capita Debt Service | |
| Deferred Charges and Statutory Expenditures | \$0.86 |
| Emergencies | |
| Other deferred chgs. | |
| Total | |
| TOTAL—Municipal expenditures .. | \$22,942.50 |
| Required Payments for Local School, County, and Special District Taxes | |
| Total | 59,397.64 |
| TOTAL EXPENDITURES AND REQUIRED PAYMENTS | |
| Total | \$82,340.14 |
| Reserve for uncollected taxes | \$14,000.00 |
| GRAND TOTAL—Budget | \$96,340.14 |
| RECEIPTS AND REVENUES REALIZED IN 1952 TO MEET EXPENDITURES AND REQUIRED PAYMENTS | |
| Surplus revenue appropriated .. | \$6,000.00 |
| Miscellaneous revenues realized .. | 16,594.55 |
| State aid revenues realized | 4,976.00 |
| Delinquent taxes including | |
| Liens—1952 collections | 10,466.04 |
| Current taxes—1952 collections .. | 52,826.31 |
| Emergency borrowings | |
| TOTAL RECEIPTS AND REVENUES REALIZED | \$90,862.90 |
| CAPITAL OUTLAY—1952 | |
| Beaches and boardwalks | |
| Buildings and equipment | |
| Parks and playgrounds | |
| Sewers | |
| Streets, roads and bridges | |
| Water supply | |
| Other | |

| | |
|---|---------------------|
| Tax rate | \$9.02 |
| Local school tax rate | 5.91 |
| County tax rate | 2.26 |
| Local purpose tax rate | 0.85 |
| TAXES | |
| Local school tax ... | \$42,965.24 |
| County taxes | 16,432.40 |
| Special district taxes | |
| Local purpose levy | \$59,397.64 |
| Total tax levy (tax duplicate) .. | \$65,440.14 |
| Per Capita Total Tax Levy | |
| Total | \$36.50 |
| Current | |
| 1952 taxes levied (total) | \$65,607.01 |
| Collected in 1952 | 52,826.31 |
| Per cent of levy collected in 1952 ... | 80.51 |
| Transferred to liens | |
| Cancelled, abated or adjusted .. | |
| Outstanding December 31, 1952 .. | \$12,780.70 |
| All Prior Years Outstanding | |
| Balance January 1, 1952 | \$10,847.11 |
| Collected in 1952 | 10,244.34 |
| Balance December 31, 1952 | \$602.77 |
| Tax Title Liens Outstanding | |
| Balance January 1, 1952 | \$3,341.47 |
| Redeemed by cash | 221.70 |
| Balance December 31, 1952 | \$3,119.77 |
| Property Acquired by Deed or Foreclosure | |
| Balance January 1, 1952 | \$4.00 |
| Sale for cash | |
| Balance December 31, 1952 | \$4.00 |
| CAPITAL DEBT, DECEMBER 31, 1952 | |
| Gross Debt | |
| School debt | \$126,434.00 |
| Self-liquidating debt. | |
| Other capital debt .. | |
| TOTAL GROSS DEBT | \$126,434.00 |
| Per Capita Gross Debt | \$70.52 |
| Deductions for | |
| School debt | \$46,532.00 |
| Self-liquidating debt. | |
| Other capital debt .. | |
| TOTAL DEDUCTIONS | 46,532.00 |
| NET DEBT | \$79,902.00 |
| Average Assessed Valuations | |
| Real Property 1950-1951-1952 .. | \$684,965.00 |
| Per Cent of Net Debt | 11.66 |
| CURRENT FINANCES DECEMBER 31, 1952 | |
| Cash | \$46,942.53 |
| Taxes receivable | 13,383.47 |
| Tax title liens | 3,119.77 |
| Foreclosed property | 4.00 |
| Accounts receivable | 252.83 |
| State road aid receivable | |
| Emergencies and deferred charges .. | |
| TOTAL ASSETS | \$63,702.60 |
| Cash liabilities | \$8,234.85 |
| Reserves | 16,760.07 |
| Surplus revenue | 38,707.68 |
| TOTAL LIABILITIES AND SURPLUS | \$63,702.60 |

HALEDON BOROUGH—PASSAIC COUNTY

Population Census, 1950—6,204

Land Area 1.3 sq. mi.

Net Valuation Taxable \$6,914,075

| | |
|--|-------------|
| EXPENDITURES AND REQUIRED PAYMENTS FOR 1952 | |
| General Government | |
| Administrative and executive | \$12,974.47 |
| Assessment and collection of taxes | 6,100.00 |
| Finance Department | 550.00 |
| Protection to Persons & Property | |
| Fire | 11,155.00 |
| Police | 27,006.01 |
| Other | |
| Streets and Roads | |
| Repairs and maintenance | 16,300.00 |
| Street lighting | 3,500.00 |
| Sanitation | |
| Street cleaning | |
| Garbage and ash removal | 8,250.00 |
| Sewers | 18,565.06 |
| Health and Charities | |
| Health service | 3,475.00 |
| Poor (including relief) | 2,000.00 |
| Hospitals (aid and maintenance) | 750.00 |
| Other | |
| Recreation | |
| Beaches and boardwalks | |
| Parks and playgrounds | 2,800.00 |
| Other | |
| Educational (Exclusive of school districts) .. | |
| Unclassified Purposes (Including contingent) | |
| SUB-TOTAL—Municipal functions.. | |
| Per Capita—Municipal functions | |
| Capital imp'ts and capital imp't fund | \$19.02 |
| Debt Service | |
| Principal payments .. | \$30,000.00 |
| Interest payments .. | 14,745.50 |
| Total | |
| Per Capita Debt Service | |
| Deferred Charges and Statutory Expenditures | |
| Emergencies | |
| Other deferred chgs. | \$12,517.50 |
| Total | |
| TOTAL—Municipal expenditures ... | |
| Required Payments for Local School, County, and Special District Taxes | |
| TOTAL EXPENDITURES AND REQUIRED PAYMENTS | |
| Reserve for uncollected taxes | |
| GRAND TOTAL—Budget | |
| RECEIPTS AND REVENUES REALIZED IN 1952 TO MEET EXPENDITURES AND REQUIRED PAYMENTS | |
| Surplus revenue appropriated | |
| Miscellaneous revenues realized | \$38,000.00 |
| State aid revenues realized | 91,256.07 |
| Delinquent taxes including | 3,536.00 |
| Hens—1952 collections | 7,034.34 |
| Current taxes—1952 collections | 279,495.83 |
| Emergency borrowings | |
| TOTAL RECEIPTS AND REVENUES REALIZED | |
| CAPITAL OUTLAY—1952 | |
| Beaches and boardwalks | |
| Buildings and equipment | \$15,957.09 |
| Parks and playgrounds | |
| Sewers | |
| Streets, roads and bridges | 10,495.88 |
| Water supply | 3,804.87 |
| Other | |

| | |
|---|----------------|
| Tax rate | \$4.12 |
| Local school tax rate | 2.22 |
| County tax rate | 0.94 |
| Local purpose tax rate | 0.96 |
| TAXES | |
| Local school tax ... | \$153,450.00 |
| County taxes | 65,789.58 |
| Special district taxes | |
| Local purpose levy | \$219,239.58 |
| | 66,969.73 |
| Total tax levy (tax duplicate) .. | \$286,209.31 |
| Per Capita Total Tax Levy | |
| Current | |
| 1952 taxes levied (total) | \$287,381.38 |
| Collected in 1952 | 279,495.83 |
| Per cent of levy collected in 1952 .. | 97.25 |
| Transferred to liens | 46.35 |
| Cancelled, abated or adjusted | 1,715.49 |
| Outstanding December 31, 1952 .. | \$6,123.71 |
| All Prior Years Outstanding | |
| Balance January 1, 1952 | \$7,543.34 |
| Collected in 1952 | 6,954.02 |
| Balance December 31, 1952 | \$89.32 |
| Tax Title Liens Outstanding | |
| Balance January 1, 1952 | \$240.68 |
| Redeemed by cash | 80.32 |
| Balance December 31, 1952 | \$206.71 |
| Property Acquired by Deed or Foreclosure | |
| Balance January 1, 1952 | \$23,775.00 |
| Sale for cash | 826.00 |
| Balance December 31, 1952 | \$21,325.00 |
| CAPITAL DEBT, DECEMBER 31, 1952 | |
| Gross Debt | |
| School debt | |
| Self-liquidating debt. | \$295,200.00 |
| Other capital debt .. | 125,383.00 |
| TOTAL GROSS DEBT | |
| Per Capita Gross Debt | |
| Deductions for | |
| School debt | |
| Self-liquidating debt. | \$295,200.00 |
| Other capital debt .. | |
| TOTAL DEDUCTIONS | |
| NET DEBT | |
| Average Assessed Valuations | |
| Real Property 1950-1951-1952.. | \$6,523,250.00 |
| Per Cent of Net Debt | 1.92 |
| CURRENT FINANCES DECEMBER 31, 1952 | |
| Cash | \$74,230.02 |
| Taxes receivable | 6,713.03 |
| Tax title liens | 206.71 |
| Foreclosed property | 21,325.00 |
| Accounts receivable | 15,994.46 |
| State road aid receivable | 3,536.00 |
| Emergencies and deferred charges .. | |
| TOTAL ASSETS | |
| Cash liabilities | \$20,080.84 |
| Reserves | 44,239.20 |
| Surplus revenue | 57,685.18 |
| TOTAL LIABILITIES AND SURPLUS | |

HAMBURG BOROUGH—SUSSEX COUNTY

Population Census, 1950—1,305

Land Area 1.2 sq. mi.

Net Valuation Taxable \$665,949

| | |
|--|--------------------|
| EXPENDITURES AND REQUIRED PAYMENTS FOR 1952 | |
| General Government | |
| Administrative and executive | \$3,173.98 |
| Assessment and collection of taxes | 572.64 |
| Finance Department | 50.00 |
| Protection to Persons & Property | |
| Fire | 3,456.06 |
| Police | 696.20 |
| Other | |
| Streets and Roads | |
| Repairs and maintenance | 4,482.51 |
| Street lighting | 1,923.35 |
| Sanitation | |
| Street cleaning | |
| Garbage and ash removal | 200.00 |
| Sewers | |
| Health and Charities | |
| Health service | 550.00 |
| Poor (including relief) | 325.00 |
| Hospitals (aid and maintenance) | |
| Other | |
| Recreation | |
| Beaches and boardwalks | |
| Parks and playgrounds | |
| Other | 100.00 |
| Educational (Exclusive of school districts) .. | |
| | |
| Unclassified Purposes (Including contingent) | |
| | |
| SUB-TOTAL—Municipal functions.. | \$15,529.74 |
| Per Capita—Municipal functions | |
| Capital imp'ts and capital imp't fund | \$11.90 |
| Debt Service | \$3,700.00 |
| Principal payments | |
| Interest payments .. | \$50.00 |
| Total | 50.00 |
| Per Capita Debt Service | |
| | \$0.04 |
| Deferred Charges and Statutory Expenditures | |
| Emergencies | \$376.00 |
| Other deferred chgs. | 1,563.96 |
| Total | 1,939.96 |
| TOTAL—Municipal expenditures ... | \$21,219.70 |
| Required Payments for Local School, County, and Special District Taxes | |
| | 46,352.55 |
| TOTAL EXPENDITURES AND REQUIRED PAYMENTS | \$67,572.25 |
| Reserve for uncollected taxes | \$18,351.82 |
| GRAND TOTAL—Budget | \$85,924.07 |
| RECEIPTS AND REVENUES REALIZED IN 1952 TO MEET EXPENDITURES AND REQUIRED PAYMENTS | |
| Surplus revenue appropriated .. | \$4,000.00 |
| Miscellaneous revenues realized. . | 7,491.31 |
| State aid revenues realized | 4,484.06 |
| Delinquent taxes including liens—1952 collections .. | 13,652.01 |
| Current taxes—1952 collections.. | 55,869.70 |
| Emergency borrowings | |
| TOTAL RECEIPTS AND REVENUES REALIZED | \$85,407.02 |

CAPITAL OUTLAY—1952

| | |
|----------------------------------|-------|
| Beaches and boardwalks | |
| Buildings and equipment | |
| Parks and playgrounds | |
| Sewers | |
| Streets, roads and bridges | |
| Water supply | |
| Other | |

| | |
|------------------------------|--------|
| Tax rate | \$0.59 |
| Local school tax rate | 4.93 |
| County tax rate | 2.04 |
| Local purpose tax rate | 2.62 |

TAXES

| | | |
|--|--------------|--------------------|
| Local school tax ... | \$32,824.31 | |
| County taxes | 13,528.24 | |
| Special district taxes | | |
| Local purpose levy | | \$46,352.55 |
| | | 18,832.78 |
| Total tax levy (tax duplicate) .. | | \$65,185.33 |
| Per Capita Total Tax Levy | | \$49.95 |

| | |
|--|-------------|
| Current | |
| 1952 taxes levied (total) | \$65,185.33 |
| Collected in 1952 | 55,869.70 |
| Per cent of levy collected in 1952 ... | 85.70 |
| Transferred to liens | 445.52 |
| Cancelled, abated or adjusted .. | |
| Outstanding December 31, 1952 .. | \$8,870.11 |

| | |
|------------------------------------|-------------|
| All Prior Years Outstanding | |
| Balance January 1, 1952 | \$14,084.16 |
| Collected in 1952 | 13,652.01 |
| Balance December 31, 1952 | \$420.28 |

| | |
|------------------------------------|-------|
| Tax Title Liens Outstanding | |
| Balance January 1, 1952 | |
| Redeemed by cash | |
| Balance December 31, 1952 | |

| | |
|---|-------|
| Property Acquired by Deed or Foreclosure | |
| Balance January 1, 1952 | |
| Sale for cash | |
| Balance December 31, 1952 | |

CAPITAL DEBT, DECEMBER 31, 1952

| | |
|------------------------------------|--------------------|
| Gross Debt | |
| School debt | \$4,000.00 |
| Self-liquidating debt. | 43,500.00 |
| Other capital debt .. | |
| TOTAL GROSS DEBT | \$47,500.00 |
| Per Capita Gross Debt | \$36.40 |

| | |
|-------------------------------|------------------|
| Deductions for | |
| School debt | \$4,000.00 |
| Self-liquidating debt. | 43,500.00 |
| Other capital debt .. | |
| TOTAL DEDUCTIONS | 47,500.00 |
| NET DEBT | |

| | |
|------------------------------------|--------------|
| Average Assessed Valuations | |
| Real Property 1950-1951-1952.. | \$624,932.00 |
| Per Cent of Net Debt | |

CURRENT FINANCES DECEMBER 31, 1952

| | |
|-------------------------------------|--------------------|
| Cash | \$46,834.80 |
| Taxes receivable | 9,290.39 |
| Tax title liens | |
| Foreclosed property | |
| Accounts receivable | 73.87 |
| State road aid receivable | 9,790.13 |
| Emergencies and deferred charges .. | 388.87 |
| TOTAL ASSETS | \$66,378.06 |

| | |
|------------------------|-------------|
| Cash liabilities | \$11,668.58 |
| Reserves | 9,364.26 |
| Surplus revenue | 45,345.22 |

| | |
|--|--------------------|
| TOTAL LIABILITIES AND SURPLUS | \$66,378.06 |
|--|--------------------|

HAMILTON TOWNSHIP—ATLANTIC COUNTY

Population Census, 1950—3,774

Land Area 115.05 sq. mi.

Net Valuation Taxable \$2,549,550

| | |
|--|---------------------|
| EXPENDITURES AND REQUIRED PAYMENTS FOR 1952 | |
| General Government | |
| Administrative and executive | \$21,495.50 |
| Assessment and collection of taxes | 16,750.00 |
| Finance Department | 1,370.00 |
| Protection to Persons & Property | |
| Fire | 4,500.00 |
| Police | 11,809.50 |
| Other | |
| Streets and Roads | |
| Repairs and maintenance | 30,654.00 |
| Street lighting | 6,440.00 |
| Sanitation | |
| Street cleaning | |
| Garbage and ash removal | 600.00 |
| Sewers | |
| Health and Charities | |
| Health service | 800.00 |
| Poor (including relief) | 2,320.00 |
| Hospitals (aid and maintenance) | 700.00 |
| Other | 450.00 |
| Recreation | |
| Beaches and boardwalks | |
| Parks and playgrounds | 1,235.00 |
| Other | |
| Educational | |
| (Exclusive of school districts) .. | 1,800.00 |
| Unclassified Purposes | |
| (Including contingent) | 1,800.00 |
| SUB-TOTAL—Municipal functions.. | \$102,724.00 |
| Per Capita—Municipal functions | |
| Capital imp'ts and capital imp't fund | \$27.22 |
| Debt Service | \$11,550.00 |
| Principal payments .. | \$8,000.00 |
| Interest payments .. | 5,740.00 |
| Total | 13,740.00 |
| Per Capita Debt Service | |
| Deferred Charges and Statutory Expenditures | \$3.64 |
| Emergencies | \$2,500.00 |
| Other deferred chgs. | |
| Total | 2,500.00 |
| TOTAL—Municipal expenditures ... | \$130,514.00 |
| Required Payments for Local School, County, and Special District Taxes | |
| Total | 151,276.48 |
| TOTAL EXPENDITURES AND REQUIRED PAYMENTS | |
| Total | \$281,790.48 |
| Reserve for uncollected taxes | \$32,305.39 |
| GRAND TOTAL—Budget | \$314,095.87 |
| RECEIPTS AND REVENUES REALIZED IN 1952 TO MEET EXPENDITURES AND REQUIRED PAYMENTS | |
| Surplus revenue appropriated .. | \$41,000.00 |
| Miscellaneous revenues realized .. | 81,024.04 |
| State aid revenues realized | 10,617.00 |
| Delinquent taxes including | |
| liens—1952 collections | 15,292.56 |
| Current taxes—1952 collections.. | 179,255.46 |
| Emergency borrowings | |
| TOTAL RECEIPTS AND REVENUES REALIZED | \$327,189.06 |
| CAPITAL OUTLAY—1952 | |
| Beaches and boardwalks | |
| Buildings and equipment | \$7,500.00 |
| Parks and playgrounds | |
| Sewers | |
| Streets, roads and bridges | |
| Water supply | 967.50 |
| Other | |

| | |
|-----------------------------|---------------|
| Tax rate | \$7.51 |
| Local school tax rate | 4.20 |
| County tax rate | 1.73 |
| Local purpose tax rate | 1.58 |

TAXES

| | | |
|--|-------------------|-----------|
| Local school tax ... | \$107,199.32 | |
| County taxes | 44,077.16 | |
| Special district taxes | | |
| Total | 151,276.48 | |
| Local purpose levy | | 40,832.45 |
| Total tax levy (tax duplicate) .. | 192,108.93 | |

Per Capita Total Tax Levy **\$50.90**

| | |
|--|--------------|
| Current | |
| 1952 taxes levied (total) | \$196,498.35 |
| Collected in 1952 | 179,255.46 |
| Per cent of levy collected in 1952 ... | 91.22 |
| Transferred to liens | 6,033.25 |
| Cancelled, abated or adjusted .. | 163.27 |
| Outstanding December 31, 1952 .. | \$11,046.37 |

| | |
|------------------------------------|------------|
| All Prior Years Outstanding | |
| Balance January 1, 1952 | \$9,855.50 |
| Collected in 1952 | 9,444.69 |
| Balance December 31, 1952 | \$147.86 |

| | |
|------------------------------------|--------------|
| Tax Title Liens Outstanding | |
| Balance January 1, 1952 | \$337,029.72 |
| Redeemed by cash | 5,847.87 |
| Balance December 31, 1952 | \$334,427.36 |

| | |
|---|-------------|
| Property Acquired by Deed or Foreclosure | |
| Balance January 1, 1952 | \$85,764.00 |
| Sale for cash | 7,735.00 |
| Balance December 31, 1952 | \$80,229.00 |

CAPITAL DEBT, DECEMBER 31, 1952

| | |
|------------------------------------|---------------------|
| Gross Debt | |
| School debt | \$158,000.00 |
| Self-liquidating debt .. | 17,000.00 |
| Other capital debt .. | 138,000.00 |
| TOTAL GROSS DEBT | \$313,000.00 |
| Per Capita Gross Debt | \$82.94 |

| | |
|-------------------------------|-------------------|
| Deductions for | |
| School debt | \$129,024.00 |
| Self-liquidating debt .. | 17,000.00 |
| Other capital debt .. | |
| TOTAL DEDUCTIONS | 146,024.00 |

NET DEBT **\$166,976.00**

| | |
|------------------------------------|----------------|
| Average Assessed Valuations | |
| Real Property 1950-1951-1952 .. | \$2,150,408.00 |
| Per Cent of Net Debt | 7.76 |

CURRENT FINANCES DECEMBER 31, 1952

| | |
|-------------------------------------|---------------------|
| Cash | \$107,442.12 |
| Taxes receivable | 11,194.23 |
| Tax title liens | 334,427.36 |
| Foreclosed property | 80,229.00 |
| Accounts receivable | 399.81 |
| State road aid receivable | 1,500.00 |
| Emergencies and deferred charges .. | 2,500.00 |
| TOTAL ASSETS | \$537,692.52 |

| | |
|--|---------------------|
| Cash liabilities | \$8,836.08 |
| Reserves | 426,250.40 |
| Surplus revenue | 102,606.04 |
| TOTAL LIABILITIES AND SURPLUS | \$537,692.52 |

HAMILTON TOWNSHIP—MERCER COUNTY

Population Census, 1950—41,156

Land Area 39.38 sq. mi.

Net Valuation Taxable \$42,515,483

| | |
|--|-----------------------|
| EXPENDITURES AND REQUIRED PAYMENTS FOR 1952 | |
| General Government | |
| Administrative and executive | \$95,553.20 |
| Assessment and collection of taxes | 66,451.32 |
| Finance Department | 4,729.70 |
| Protection to Persons & Property | |
| Fire | |
| Police | 292,925.81 |
| Other | |
| Streets and Roads | |
| Repairs and maintenance | 401,167.28 |
| Street lighting | 41,986.05 |
| Sanitation | |
| Street cleaning | |
| Garbage and ash removal | 127,137.13 |
| Sewers | 100,278.60 |
| Health and Charities | |
| Health service | 26,842.26 |
| Poor (including relief) | 51,670.35 |
| Hospitals (aid and maintenance) | |
| Other | 5,081.05 |
| Recreation | |
| Beaches and boardwalks | |
| Parks and playgrounds | |
| Other | 23,617.38 |
| Educational | |
| (Exclusive of school districts) .. | 24,475.80 |
| Unclassified Purposes | |
| (Including contingent) | 26,065.48 |
| SUB-TOTAL—Municipal functions.. | \$1,287,981.41 |
| Per Capita—Municipal functions | |
| Capital imp'ts and capital imp't fund | \$31.30 |
| Debt Service | \$90,777.49 |
| Principal payments .. | |
| Principal payments .. | \$150,500.00 |
| Interest payments .. | 65,121.41 |
| Total | 215,621.41 |
| Per Capita Debt Service | |
| Deferred Charges and Statutory Expenditures | \$5.24 |
| Emergencies .. | |
| Emergencies .. | \$40,000.00 |
| Other deferred chgs. | |
| Other deferred chgs. | |
| Total | 40,000.00 |
| TOTAL—Municipal expenditures .. | \$1,634,380.31 |
| Required Payments for Local School, County, and Special District Taxes | |
| Required Payments for Local School, County, and Special District Taxes | 2,125,902.79 |
| TOTAL EXPENDITURES AND REQUIRED PAYMENTS | \$3,760,283.10 |
| Reserve for uncollected taxes | \$295,417.84 |
| GRAND TOTAL—Budget | \$4,055,700.94 |
| RECEIPTS AND REVENUES REALIZED IN 1952 TO MEET EXPENDITURES AND REQUIRED PAYMENTS | |
| Surplus revenue appropriated .. | \$262,000.00 |
| Miscellaneous revenues realized .. | 614,878.41 |
| State aid revenues realized | 44,761.83 |
| Delinquent taxes including | |
| liens—1952 collections | 213,024.58 |
| Current taxes—1952 collections .. | 2,831,287.26 |
| Emergency borrowings | |
| TOTAL RECEIPTS AND REVENUES REALIZED | \$3,965,952.08 |

CAPITAL OUTLAY—1952

| | |
|----------------------------------|-------------|
| Beaches and boardwalks | |
| Buildings and equipment | \$44,956.65 |
| Parks and playgrounds | |
| Sewers | 174,537.85 |
| Streets, roads and bridges | 18,475.56 |
| Water supply | |
| Other | |

| | |
|------------------------------|---------------|
| Tax rate | \$6.84 |
| Local school tax rate | 3.66 |
| County tax rate | 1.11 |
| Local purpose tax rate | 2.07 |

TAXES

| | |
|--|-----------------------|
| Local school tax .. | \$1,555,385.00 |
| County taxes | 472,925.78 |
| Special district taxes | 97,592.01 |
| Local purpose levy | \$2,125,902.79 |
| Local purpose levy | 880,411.35 |
| Total tax levy (tax duplicate) .. | \$3,006,314.14 |
| Per Capita Total Tax Levy | |
| Per Capita Total Tax Levy | \$73.05 |

| | |
|---------------------------------------|----------------|
| Current | |
| 1952 taxes levied (total) | \$3,043,548.11 |
| Collected in 1952 | 2,831,287.26 |
| Per cent of levy collected in 1952 .. | 93.02 |
| Transferred to liens | 1,088.23 |
| Cancelled, abated or adjusted .. | 12,969.42 |
| Outstanding December 31, 1952 .. | \$198,203.20 |

| | |
|------------------------------------|--------------|
| All Prior Years Outstanding | |
| Balance January 1, 1952 | \$244,740.54 |
| Collected in 1952 | 211,552.68 |
| Balance December 31, 1952 | \$25,381.29 |

| | |
|------------------------------------|-------------|
| Tax Title Liens Outstanding | |
| Balance January 1, 1952 | \$10,053.62 |
| Redeemed by cash | 1,471.90 |
| Balance December 31, 1952 | \$4,991.86 |

| | |
|---|-------------|
| Property Acquired by Deed or Foreclosure | |
| Balance January 1, 1952 | \$42,605.00 |
| Sale for cash | 34,954.00 |
| Balance December 31, 1952 | \$35,101.00 |

CAPITAL DEBT, DECEMBER 31, 1952

| | |
|------------------------------------|-----------------------|
| Gross Debt | |
| School debt | \$2,099,000.00 |
| Self-liquidating debt .. | |
| Other capital debt .. | 2,308,000.00 |
| TOTAL GROSS DEBT | \$4,407,000.00 |
| Per Capita Gross Debt | \$107.08 |

| | |
|-------------------------------|-----------------------|
| Deductions for | |
| School debt | \$2,099,000.00 |
| Self-liquidating debt .. | |
| Other capital debt .. | |
| TOTAL DEDUCTIONS | 2,099,000.00 |
| NET DEBT | \$2,308,000.00 |

| | |
|------------------------------------|-----------------|
| Average Assessed Valuations | |
| Real Property 1950-1951-1952 .. | \$36,127,761.00 |
| Per Cent of Net Debt | 6.38 |

CURRENT FINANCES DECEMBER 31, 1952

| | |
|--|-----------------------|
| Cash | \$803,614.78 |
| Taxes receivable | 223,584.49 |
| Tax title liens | 4,991.86 |
| Foreclosed property | 35,101.00 |
| Accounts receivable | 24,344.24 |
| State road aid receivable | 5,000.00 |
| Emergencies and deferred charges .. | 80,825.00 |
| TOTAL ASSETS | \$1,177,461.37 |
| Cash liabilities | \$95,888.67 |
| Reserves | 288,021.59 |
| Surplus revenue | 794,051.11 |
| TOTAL LIABILITIES AND SURPLUS | \$1,177,461.37 |

HAMMONTON TOWN—ATLANTIC COUNTY

Population Census, 1950—8,411

Land Area 40.48 sq. mi.

Net Valuation Taxable \$3,950,527

| | |
|--|---------------------|
| EXPENDITURES AND REQUIRED PAYMENTS FOR 1952 | |
| General Government | |
| Administrative and executive . . . | \$24,670.91 |
| Assessment and collection of taxes | 9,806.80 |
| Finance Department | 1,983.25 |
| Protection to Persons & Property | |
| Fire | 9,000.00 |
| Police | 39,567.70 |
| Other | |
| Streets and Roads | |
| Repairs and maintenance | 43,763.10 |
| Street lighting | 15,600.00 |
| Sanitation | |
| Street cleaning | 2,952.60 |
| Garbage and ash removal | 774.92 |
| Sewers | |
| Health and Charities | |
| Health service | 6,422.00 |
| Poor (including relief) | 2,450.00 |
| Hospitals (aid and maintenance) | |
| Other | 600.00 |
| Recreation | |
| Beaches and boardwalks | |
| Parks and playgrounds | 1,762.80 |
| Other | |
| Educational | |
| (Exclusive of school districts) | 3,314.52 |
| Unclassified Purposes | |
| (Including contingent) | 4,005.00 |
| SUB-TOTAL—Municipal functions.. | |
| | <u>\$166,673.60</u> |
| Per Capita—Municipal functions | |
| | <u>\$19.82</u> |
| Capital imp'ts and capital imp't fund | \$12,500.00 |
| Debt Service | |
| Principal payments | \$12,500.00 |
| Interest payments | 1,880.00 |
| Total | 14,380.00 |
| Per Capita Debt Service | |
| | <u>\$1.71</u> |
| Deferred Charges and Statutory Expenditures | |
| Emergencies | \$2,500.00 |
| Other deferred chgs. | 27,383.81 |
| Total | 29,883.81 |
| TOTAL—Municipal expenditures | <u>\$223,437.41</u> |
| Required Payments for Local School, County, and Special District Taxes | |
| | <u>315,168.72</u> |
| TOTAL EXPENDITURES AND REQUIRED PAYMENTS | |
| | <u>\$538,606.13</u> |
| Reserve for uncollected taxes | \$99,351.47 |
| GRAND TOTAL—Budget | <u>\$637,957.60</u> |
| RECEIPTS AND REVENUES REALIZED IN 1952 TO MEET EXPENDITURES AND REQUIRED PAYMENTS | |
| Surplus revenue appropriated | \$125,842.75 |
| Miscellaneous revenues realized | 86,250.49 |
| State aid revenues realized | 10,587.00 |
| Delinquent taxes including liens—1952 collections | 37,796.02 |
| Current taxes—1952 collections | 356,308.87 |
| Emergency borrowings | |
| TOTAL RECEIPTS AND REVENUES REALIZED | <u>\$616,785.13</u> |
| CAPITAL OUTLAY—1952 | |
| Beaches and boardwalks | |
| Buildings and equipment | \$764.84 |
| Parks and playgrounds | |
| Sewers | 4,875.25 |
| Streets, roads and bridges | 37,525.96 |
| Water supply | 50,739.77 |
| Other | 1,913.78 |

| | |
|----------------------------------|---------------|
| Tax rate | \$0.95 |
| Local school tax rate | 6.26 |
| County tax rate | 1.72 |
| Local purpose tax rate | 1.97 |

TAXES

| | | |
|---|--------------|---------------------|
| Local school tax | \$247,194.64 | |
| County taxes | 67,974.08 | |
| Special district taxes | | |
| | | <u>\$315,168.72</u> |
| Local purpose levy | | 79,250.89 |
| Total tax levy (tax duplicate) | | <u>\$394,419.61</u> |

| | |
|--|----------------|
| Per Capita Total Tax Levy | \$46.89 |
|--|----------------|

Current

| | |
|--|--------------------|
| 1952 taxes levied (total) | \$398,125.18 |
| Collected in 1952 | 356,308.87 |
| Per cent of levy collected in 1952 | 89.49 |
| Transferred to liens | 1,685.84 |
| Cancelled, abated or adjusted | 3,286.80 |
| Outstanding December 31, 1952 | <u>\$36,843.67</u> |

All Prior Years Outstanding

| | |
|-------------------------------------|--------------------|
| Balance January 1, 1952 | \$82,756.95 |
| Collected in 1952 | 35,260.15 |
| Balance December 31, 1952 | <u>\$47,496.80</u> |

Tax Title Liens Outstanding

| | |
|-------------------------------------|--------------------|
| Balance January 1, 1952 | \$22,566.30 |
| Redeemed by cash | 2,535.87 |
| Balance December 31, 1952 | <u>\$17,085.29</u> |

Property Acquired by Deed or Foreclosure

| | |
|-------------------------------------|-------------------|
| Balance January 1, 1952 | \$2,063.00 |
| Sale for cash | 11,295.00 |
| Balance December 31, 1952 | <u>\$2,142.00</u> |

CAPITAL DEBT, DECEMBER 31, 1952

Gross Debt

| | |
|---------------------------------|--------------|
| School debt | \$131,000.00 |
| Self-liquidating debt | 179,661.00 |
| Other capital debt | 108,256.00 |

TOTAL GROSS DEBT \$418,917.00

Per Capita Gross Debt \$49.81

Deductions for

| | |
|---------------------------------|--------------|
| School debt | \$131,000.00 |
| Self-liquidating debt | 179,661.00 |
| Other capital debt | |

TOTAL DEDUCTIONS 310,661.00

NET DEBT \$108,256.00

Average Assessed Valuations

| | |
|--|----------------|
| Real Property 1950-1951-1952 | \$3,481,009.00 |
| Per Cent of Net Debt | 3.10 |

CURRENT FINANCES DECEMBER 31, 1952

| | |
|--|---------------------|
| Cash | \$128,129.44 |
| Taxes receivable | 84,340.47 |
| Tax title liens | 17,085.29 |
| Foreclosed property | 2,142.00 |
| Accounts receivable | |
| State road aid receivable | 86.37 |
| Emergencies and deferred charges | 1,152.50 |
| TOTAL ASSETS | <u>\$232,936.07</u> |
| Cash liabilities | \$27,700.08 |
| Reserves | 103,567.76 |
| Surplus revenue | 101,668.23 |
| TOTAL LIABILITIES AND SURPLUS | <u>\$232,936.07</u> |

HAMPTON BOROUGH—HUNTERDON COUNTY

Population Census, 1950—975

Land Area 1.3 sq. mi.

Net Valuation Taxable \$563,019

EXPENDITURES AND REQUIRED PAYMENTS FOR 1952

General Government
 Administrative and executive \$2,985.00
 Assessment and collection of taxes 830.00
 Finance Department

Protection to Persons & Property
 Fire 2,770.52
 Police 816.00
 Other

Streets and Roads
 Repairs and maintenance 3,823.33
 Street lighting 1,676.64

Sanitation
 Street cleaning
 Garbage and ash removal 459.00
 Sewers

Health and Charities
 Health service 300.00
 Poor (including relief) 100.00
 Hospitals (aid and maintenance) ..
 Other

Recreation
 Beaches and boardwalks
 Parks and playgrounds
 Other

Educational
 (Exclusive of school districts) ..

Unclassified Purposes
 (Including contingent) 100.00

SUB-TOTAL—Municipal functions.. \$13,860.49

Per Capita—Municipal functions \$14.22

Capital imp'ts and capital imp't fund \$500.00

Debt Service

Principal payments . \$5,000.00

Interest payments .. 300.00

Total 5,300.00

Per Capita Debt Service \$5.44

Deferred Charges and Statutory Expenditures

Emergencies
 Other deferred chgs. \$659.53

Total 659.53

TOTAL—Municipal expenditures ... \$20,320.02

Required Payments for Local School, County, and Special District Taxes 24,950.51

TOTAL EXPENDITURES AND REQUIRED PAYMENTS \$45,270.53

Reserve for uncollected taxes \$2,502.47

GRAND TOTAL—Budget \$47,773.00

RECEIPTS AND REVENUES REALIZED IN 1952 TO MEET EXPENDITURES AND REQUIRED PAYMENTS

Surplus revenue appropriated .. \$5,000.00

Miscellaneous revenues realized. 4,798.39

State aid revenues realized 948.00

Delinquent taxes including

Liens—1952 collections 2,102.52

Current taxes—1952 collections.. 33,537.73

Emergency borrowings

TOTAL RECEIPTS AND REVENUES REALIZED \$46,386.64

CAPITAL OUTLAY—1952

Beaches and boardwalks

Buildings and equipment

Parks and playgrounds

Sewers

Streets, roads and bridges

Water supply

Other

Tax rate \$6.37
 Local school tax rate 3.43
 County tax rate 1.00
 Local purpose tax rate 1.94

TAXES

Local school tax ... \$19,313.36
 County taxes 5,637.15
 Special district taxes

Local purpose levy \$24,950.51

..... 10,599.49

Total tax levy (tax duplicate) .. \$35,850.00

Per Capita Total Tax Levy \$36.77

Current

1952 taxes levied (total) \$36,022.41

Collected in 1952 33,537.73

Per cent of levy collected in 1952 ... 93.10

Transferred to liens

Cancelled, abated or adjusted

Outstanding December 31, 1952 .. \$2,484.63

All Prior Years Outstanding

Balance January 1, 1952 \$2,121.88

Collected in 1952 2,102.52

Balance December 31, 1952 \$16.65

Tax Title Liens Outstanding

Balance January 1, 1952

Redeemed by cash

Balance December 31, 1952

Property Acquired by Deed or Foreclosure

Balance January 1, 1952 \$3,500.00

Sale for cash

Balance December 31, 1952 \$3,500.00

CAPITAL DEBT, DECEMBER 31, 1952

Gross Debt

School debt \$35,522.00

Self-liquidating debt

Other capital debt .. 5,000.00

TOTAL GROSS DEBT \$40,522.00

Per Capita Gross Debt \$41.56

Deductions for

School debt \$35,522.00

Self-liquidating debt.

Other capital debt

TOTAL DEDUCTIONS 35,522.00

NET DEBT \$5,000.00

Average Assessed Valuations

Real Property 1950-1951-1952.. \$477,306.00

Per Cent of Net Debt 1.04

CURRENT FINANCES DECEMBER 31, 1952

Cash \$14,262.99

Taxes receivable 2,501.33

Tax title liens

Foreclosed property 3,500.00

Accounts receivable 156.80

State road aid receivable

Emergencies and deferred charges ..

TOTAL ASSETS \$20,421.12

Cash liabilities \$8,676.65

Reserves 6,158.13

Surplus revenue 5,586.34

TOTAL LIABILITIES AND SURPLUS \$20,421.12

HAMPTON TOWNSHIP—SUSSEX COUNTY

Population Census, 1950—668

Land Area 24.7 sq. mi.

Net Valuation Taxable \$649,710

| | |
|--|-------------|
| EXPENDITURES AND REQUIRED PAYMENTS FOR 1952 | |
| General Government | |
| Administrative and executive | \$2,919.00 |
| Assessment and collection of taxes | 890.50 |
| Finance Department | 90.00 |
| Protection to Persons & Property | |
| Fire | 225.00 |
| Police | 59.50 |
| Other | |
| Streets and Roads | |
| Repairs and maintenance | 14,510.00 |
| Street lighting | |
| Sanitation | |
| Street cleaning | |
| Garbage and ash removal | |
| Sewers | |
| Health and Charities | |
| Health service | 50.00 |
| Poor (including relief) | 231.00 |
| Hospitals (aid and maintenance) | 250.00 |
| Other | 75.00 |
| Recreation | |
| Beaches and boardwalks | |
| Parks and playgrounds | |
| Other | |
| Educational (Exclusive of school districts) .. | |
| | |
| Unclassified Purposes (Including contingent) | |
| | 50.00 |
| SUB-TOTAL—Municipal functions .. | \$19,350.00 |
| Per Capita—Municipal functions | |
| | \$28.97 |
| Capital imp'ts and capital imp't fund .. | \$5,600.00 |
| Debt Service | |
| Principal payments .. | |
| Interest payments .. | |
| Total | |
| Per Capita Debt Service | |
| | |
| Deferred Charges and Statutory Expenditures | |
| Emergencies | |
| Other deferred chgs. .. | \$2,310.00 |
| Total | 2,310.00 |
| TOTAL—Municipal expenditures .. | \$27,260.00 |
| Required Payments for Local School, County, and Special District Taxes | |
| | \$39,704.83 |
| TOTAL EXPENDITURES AND REQUIRED PAYMENTS | |
| | \$66,964.83 |
| Reserve for uncollected taxes | 7,400.00 |
| GRAND TOTAL—Budget | \$74,364.83 |
| RECEIPTS AND REVENUES REALIZED IN 1952 TO MEET EXPENDITURES AND REQUIRED PAYMENTS | |
| Surplus revenue appropriated .. | \$7,000.00 |
| Miscellaneous revenues realized .. | 9,090.23 |
| State aid revenues realized | 10,260.00 |
| Delinquent taxes including | |
| liens—1952 collections | 4,906.22 |
| current taxes—1952 collections .. | 42,390.46 |
| Emergency borrowings | |
| TOTAL RECEIPTS AND REVENUES REALIZED | \$73,646.91 |
| CAPITAL OUTLAY—1952 | |
| Beaches and boardwalks | |
| Buildings and equipment | |
| Parks and playgrounds | |
| Sewers | |
| Streets, roads and bridges | \$4,781.00 |
| Water supply | |
| Other | |

| | |
|---|-------------|
| Tax rate | \$7.25 |
| Local school tax rate | 4.06 |
| County tax rate | 2.04 |
| Local purpose tax rate | 1.15 |
| TAXES | |
| Local school tax ... | \$26,390.00 |
| County taxes | 13,314.83 |
| Special district taxes | |
| Local purpose levy | \$39,704.83 |
| | 7,400.00 |
| Total tax levy (tax duplicate) .. | \$47,104.83 |
| Per Capita Total Tax Levy | |
| | \$70.52 |
| Current | |
| 1952 taxes levied (total) | \$47,104.83 |
| Collected in 1952 | 42,390.46 |
| Per cent of levy collected in 1952 .. | 89.99 |
| Transferred to liens | |
| Cancelled, abated or adjusted .. | 141.38 |
| Outstanding December 31, 1952 .. | \$4,572.99 |
| All Prior Years Outstanding | |
| Balance January 1, 1952 | \$7,903.98 |
| Collected in 1952 | 4,753.73 |
| Balance December 31, 1952 | \$3,150.25 |
| Tax Title Liens Outstanding | |
| Balance January 1, 1952 | \$2,220.59 |
| Redeemed by cash | 152.49 |
| Balance December 31, 1952 | \$2,068.10 |
| Property Acquired by Deed or Foreclosure | |
| Balance January 1, 1952 | |
| Sale for cash | |
| Balance December 31, 1952 | |

CAPITAL DEBT, DECEMBER 31, 1952

| | |
|------------------------------------|--------------|
| Gross Debt | |
| School debt | |
| Self-liquidating debt. | |
| Other capital debt .. | \$479.00 |
| TOTAL GROSS DEBT | \$479.00 |
| Per Capita Gross Debt | |
| | \$0.72 |
| Deductions for | |
| School debt | |
| Self-liquidating debt. | |
| Other capital debt .. | |
| TOTAL DEDUCTIONS | |
| NET DEBT | \$479.00 |
| Average Assessed Valuations | |
| Real Property 1950-1951-1952 .. | \$559,953.00 |
| Per Cent of Net Debt | 0.08 |

CURRENT FINANCES DECEMBER 31, 1952

| | |
|-------------------------------------|-------------|
| Cash | \$33,429.54 |
| Taxes receivable | 7,723.24 |
| Tax title liens | 2,068.10 |
| Foreclosed property | |
| Accounts receivable | 682.82 |
| State road aid receivable | 13,083.59 |
| Emergencies and deferred charges .. | |
| TOTAL ASSETS | \$56,987.29 |
| Cash liabilities | \$16,127.01 |
| Reserves | 10,474.16 |
| Surplus revenue | 30,386.12 |
| TOTAL LIABILITIES AND SURPLUS | \$56,987.29 |

HANOVER TOWNSHIP—MORRIS COUNTY

Population Census, 1950—3,756 Land Area 10.8 sq. mi. Net Valuation Taxable \$4,725,900

| | |
|--|-------------|
| EXPENDITURES AND REQUIRED PAYMENTS FOR 1952 | |
| General Government | |
| Administrative and executive | \$19,940.00 |
| Assessment and collection of taxes | 6,200.00 |
| Finance Department | 2,750.00 |

| | |
|---|-----------|
| Protection to Persons & Property | |
| Fire | 40,033.00 |
| Police | 40,033.00 |
| Other | |

| | |
|-------------------------------|-----------|
| Streets and Roads | |
| Repairs and maintenance | 45,834.44 |
| Street lighting | |

| | |
|-------------------------------|----------|
| Sanitation | |
| Street cleaning | |
| Garbage and ash removal | 7,200.00 |
| Sewers | |

| | |
|---------------------------------------|----------|
| Health and Charities | |
| Health service | 3,350.00 |
| Poor (including relief) | 600.00 |
| Hospitals (aid and maintenance) | |
| Other | |

| | |
|------------------------------|----------|
| Recreation | |
| Beaches and boardwalks | |
| Parks and playgrounds | 1,350.00 |
| Other | |

| | |
|------------------------------------|-------|
| Educational | |
| (Exclusive of school districts) .. | |

| | |
|------------------------------|----------|
| Unclassified Purposes | |
| (Including contingent) | 3,100.00 |

| | |
|---------------------------------|--------------|
| SUB-TOTAL—Municipal functions.. | \$130,357.44 |
|---------------------------------|--------------|

| | |
|---|----------------|
| Per Capita—Municipal functions | \$34.71 |
| Capital imp'ts and capital imp't fund | \$3,000.00 |

| | |
|--------------------------|----------|
| Debt Service | |
| Principal payments | |
| Interest payments .. | \$250.00 |

| | |
|-------------|--------|
| Total | 250.00 |
|-------------|--------|

| | |
|--------------------------------------|---------------|
| Per Capita Debt Service | \$0.07 |
|--------------------------------------|---------------|

| | |
|--|------------|
| Deferred Charges and Statutory Expenditures | |
| Emergencies | \$5,200.00 |
| Other deferred chgs. | 144.38 |

| | |
|-------------|----------|
| Total | 5,344.38 |
|-------------|----------|

| | |
|---------------------------------|--------------|
| TOTAL—Municipal expenditures .. | \$138,951.82 |
|---------------------------------|--------------|

| | |
|---|------------|
| Required Payments for Local School, County, and Special District Taxes | |
| | 305,175.64 |

| | |
|---|---------------------|
| TOTAL EXPENDITURES AND REQUIRED PAYMENTS | \$444,127.46 |
|---|---------------------|

| | |
|-------------------------------------|-------------|
| Reserve for uncollected taxes | \$61,593.19 |
|-------------------------------------|-------------|

| | |
|--------------------------|--------------|
| GRAND TOTAL—Budget | \$505,720.65 |
|--------------------------|--------------|

| | |
|--|-------------|
| RECEIPTS AND REVENUES REALIZED IN 1952 TO MEET EXPENDITURES AND REQUIRED PAYMENTS | |
| Surplus revenue appropriated .. | \$40,200.00 |
| Miscellaneous revenues realized .. | 59,484.35 |
| State aid revenues realized | 3,496.00 |

| | |
|-----------------------------------|------------|
| Delinquent taxes including | |
| Liens—1952 collections | 20,647.03 |
| Current taxes—1952 collections .. | 395,006.20 |
| Emergency borrowings | |

| | |
|---|---------------------|
| TOTAL RECEIPTS AND REVENUES REALIZED | \$518,833.58 |
|---|---------------------|

CAPITAL OUTLAY—1952

| | |
|----------------------------------|----------|
| Beaches and boardwalks | |
| Buildings and equipment | |
| Parks and playgrounds | |
| Sewers | |
| Streets, roads and bridges | \$148.75 |
| Water supply | |
| Other | |

| | |
|------------------------------|---------------|
| Tax rate | \$7.92 |
| Local school tax rate | 4.84 |
| County tax rate | 1.06 |
| Local purpose tax rate | 2.02 |

TAXES

| | |
|------------------------------|--------------|
| Local school tax ... | \$228,773.18 |
| County taxes | 50,169.08 |
| Special district taxes | 26,233.38 |

| | |
|--------------------------|--------------|
| Local purpose levy | \$305,175.64 |
| | 95,549.01 |

| | |
|-----------------------------------|--------------|
| Total tax levy (tax duplicate) .. | \$400,724.65 |
|-----------------------------------|--------------|

| | |
|--|-----------------|
| Per Capita Total Tax Levy | \$106.69 |
|--|-----------------|

| | |
|--|--------------|
| Current | |
| 1952 taxes levied (total) | \$420,026.24 |
| Collected in 1952 | 395,006.20 |
| Per cent of levy collected in 1952 ... | 94.04 |
| Transferred to liens | 956.45 |
| Cancelled, abated or adjusted | |
| Outstanding December 31, 1952 .. | \$24,063.59 |

| | |
|------------------------------------|-------------|
| All Prior Years Outstanding | |
| Balance January 1, 1952 | \$20,593.02 |
| Collected in 1952 | 20,081.47 |
| Balance December 31, 1952 | \$381.39 |

| | |
|------------------------------------|------------|
| Tax Title Liens Outstanding | |
| Balance January 1, 1952 | \$5,100.28 |
| Redeemed by cash | 565.56 |
| Balance December 31, 1952 | \$5,653.62 |

| | |
|---|------------|
| Property Acquired by Deed or Foreclosure | |
| Balance January 1, 1952 | \$8,075.00 |
| Sale for cash | |
| Balance December 31, 1952 | \$8,075.00 |

CAPITAL DEBT, DECEMBER 31, 1952

| | |
|--------------------------|--------------|
| Gross Debt | |
| School debt | \$438,000.00 |
| Self-liquidating debt .. | |
| Other capital debt .. | 43,631.00 |

| | |
|------------------------------------|---------------------|
| TOTAL GROSS DEBT | \$481,631.00 |
| Per Capita Gross Debt | \$128.23 |

| | |
|--------------------------|--------------|
| Deductions for | |
| School debt | \$207,840.00 |
| Self-liquidating debt .. | |
| Other capital debt .. | |

| | |
|-------------------------------|-------------------|
| TOTAL DEDUCTIONS | 207,840.00 |
|-------------------------------|-------------------|

| | |
|-----------------------|---------------------|
| NET DEBT | \$273,791.00 |
|-----------------------|---------------------|

| | |
|------------------------------------|----------------|
| Average Assessed Valuations | |
| Real Property 1950-1951-1952 .. | \$3,463,992.00 |
| Per Cent of Net Debt | 7.92 |

CURRENT FINANCES DECEMBER 31, 1952

| | |
|-------------------------------------|--------------|
| Cash | \$124,928.76 |
| Taxes receivable | 24,444.98 |
| Tax title liens | 5,653.62 |
| Foreclosed property | 8,075.00 |
| Accounts receivable | 12,315.57 |
| State road aid receivable | 6,656.00 |
| Emergencies and deferred charges .. | 836.87 |

| | |
|---------------------------|---------------------|
| TOTAL ASSETS | \$182,910.80 |
|---------------------------|---------------------|

| | |
|------------------------|------------|
| Cash liabilities | \$4,242.27 |
| Reserves | 50,489.17 |
| Surplus revenue | 128,179.36 |

| | |
|--|---------------------|
| TOTAL LIABILITIES AND SURPLUS | \$182,910.80 |
|--|---------------------|

HARDING TOWNSHIP—MORRIS COUNTY

Population Census, 1950—1,970 Land Area 16.7 sq. mi. Net Valuation Taxable \$3,692,275

| | |
|--|--------------------|
| EXPENDITURES AND REQUIRED PAYMENTS FOR 1952 | |
| General Government | |
| Administrative and executive | \$11,095.00 |
| Assessment and collection of taxes | 6,237.50 |
| Finance Department | 1,325.06 |
| Protection to Persons & Property | |
| Fire | 1,240.00 |
| Police | 10,306.69 |
| Other | |
| Streets and Roads | |
| Repairs and maintenance | 22,193.33 |
| Street lighting | |
| Sanitation | |
| Street cleaning | |
| Garbage and ash removal | |
| Sewers | |
| Health and Charities | |
| Health service | 3,200.00 |
| Poor (including relief) | 230.00 |
| Hospitals (aid and maintenance) | |
| Other | |
| Recreation | |
| Beaches and boardwalks | |
| Parks and playgrounds | |
| Other | 500.00 |
| Educational | |
| (Exclusive of school districts) .. | 200.00 |
| Unclassified Purposes | |
| (Including contingent) | 2,083.00 |
| SUB-TOTAL—Municipal functions.. | \$58,610.52 |

| | |
|--|----------------|
| Per Capita—Municipal functions | \$29.75 |
| Capital imp'ts and capital imp't fund .. | \$2,000.00 |
| Debt Service | |
| Principal payments .. | |
| Interest payments .. | |
| Total | |
| Per Capita Debt Service | |
| Deferred Charges and Statutory Expenditures | |
| Emergencies | |
| Other deferred chgs. .. | \$4,182.25 |
| Total | 4,182.25 |

TOTAL—Municipal expenditures .. **\$64,792.77**

Required Payments for Local School, County, and Special District Taxes **152,674.80**

TOTAL EXPENDITURES AND REQUIRED PAYMENTS **\$217,467.57**

Reserve for uncollected taxes

GRAND TOTAL—Budget **\$248,778.58**

RECEIPTS AND REVENUES REALIZED IN 1952 TO MEET EXPENDITURES AND REQUIRED PAYMENTS

| | |
|------------------------------------|-------------|
| Surplus revenue appropriated .. | \$27,000.00 |
| Miscellaneous revenues realized .. | 20,435.36 |
| State aid revenues realized | 5,009.44 |
| Delinquent taxes including | |
| liens—1952 collections | 12,923.79 |
| Current taxes—1952 collections.. | 185,851.48 |
| Emergency borrowings | |

TOTAL RECEIPTS AND REVENUES REALIZED **\$251,220.07**

CAPITAL OUTLAY—1952

| | |
|----------------------------------|--|
| Beaches and boardwalks | |
| Buildings and equipment | |
| Parks and playgrounds | |
| Sewers | |
| Streets, roads and bridges | |
| Water supply | |
| Other | |

| | |
|------------------------------|---------------|
| Tax rate | \$5.28 |
| Local school tax rate | 3.03 |
| County tax rate | 1.06 |
| Local purpose tax rate | 1.19 |

TAXES

| | | |
|--|--------------|---------------------|
| Local school tax .. | \$111,921.07 | |
| County taxes | 39,353.73 | |
| Special district taxes | 1,400.00 | |
| Local purpose levy | | \$152,674.80 |
| | | 43,562.09 |
| Total tax levy (tax duplicate) .. | | \$196,236.89 |

Per Capita Total Tax Levy **\$90.61**

| | |
|---------------------------------------|--------------|
| Current | |
| 1952 taxes levied (total) | \$200,141.49 |
| Collected in 1952 | 185,851.48 |
| Per cent of levy collected in 1952 .. | 92.86 |
| Transferred to liens | |
| Cancelled, abated or adjusted .. | 184.80 |
| Outstanding December 31, 1952 .. | \$14,105.21 |

| | |
|------------------------------------|-------------|
| All Prior Years Outstanding | |
| Balance January 1, 1952 | \$15,797.91 |
| Collected in 1952 | 12,923.79 |
| Balance December 31, 1952 | \$2,766.71 |

| | |
|------------------------------------|--|
| Tax Title Liens Outstanding | |
| Balance January 1, 1952 | |
| Redeemed by cash | |
| Balance December 31, 1952 | |

| | |
|---|--|
| Property Acquired by Deed or Foreclosure | |
| Balance January 1, 1952 | |
| Sale for cash | |
| Balance December 31, 1952 | |

CAPITAL DEBT, DECEMBER 31, 1952

| | |
|------------------------------------|---------------------|
| Gross Debt | |
| School debt | \$392,000.00 |
| Self-liquidating debt | |
| Other capital debt .. | |
| TOTAL GROSS DEBT | \$392,000.00 |
| Per Capita Gross Debt | \$198.98 |

| | |
|-------------------------------|-------------------|
| Deductions for | |
| School debt | \$201,866.00 |
| Self-liquidating debt | |
| Other capital debt .. | |
| TOTAL DEDUCTIONS | 201,866.00 |

NET DEBT **\$190,134.00**

| | |
|------------------------------------|----------------|
| Average Assessed Valuations | |
| Real Property 1950-1951-1952.. | \$3,364,433.00 |
| Per Cent of Net Debt | 5.65 |

CURRENT FINANCES DECEMBER 31, 1952

| | |
|-------------------------------------|---------------------|
| Cash | \$90,910.22 |
| Taxes receivable | 16,871.92 |
| Tax title liens | |
| Foreclosed property | |
| Accounts receivable | 193.20 |
| State road aid receivable | |
| Emergencies and deferred charges .. | 26.93 |
| TOTAL ASSETS | \$108,007.27 |

| | |
|------------------------|-------------|
| Cash liabilities | \$13,755.93 |
| Reserves | 17,070.12 |
| Surplus revenue | 77,181.22 |

TOTAL LIABILITIES AND SURPLUS **\$108,007.27**

HARDWICK TOWNSHIP—WARREN COUNTY

Population Census, 1950—370

Land Area 17.8 sq. mi.

Net Valuation Taxable \$330,023

| | |
|--|--------------------|
| EXPENDITURES AND REQUIRED PAYMENTS FOR 1952 | |
| General Government | |
| Administrative and executive | \$1,850.00 |
| Assessment and collection of taxes | 600.00 |
| Finance Department | 175.00 |
| Protection to Persons & Property | |
| Fire | 200.00 |
| Police | 50.00 |
| Other | |
| Streets and Roads | |
| Repairs and maintenance | 12,660.00 |
| Street lighting | |
| Sanitation | |
| Street cleaning | |
| Garbage and ash removal | |
| Sewers | |
| Health and Charities | |
| Health service | 165.00 |
| Poor (including relief) | 25.00 |
| Hospitals (aid and maintenance) | |
| Other | |
| Recreation | |
| Beaches and boardwalks | |
| Parks and playgrounds | |
| Other | |
| Educational | |
| (Exclusive of school districts) .. | |
| Unclassified Purposes | |
| (Including contingent) | 25.00 |
| SUB-TOTAL—Municipal functions.. | \$15,750.00 |
| Per Capita—Municipal functions | |
| Capital imp'ts and capital imp't fund | \$42.57 |
| Debt Service | 1,000.00 |
| Principal payments | |
| Interest payments .. | \$300.00 |
| Total | 300.00 |
| Per Capita Debt Service | |
| Deferred Charges and Statutory Expenditures | \$0.81 |
| Emergencies | |
| Other deferred chgs. | |
| Total | |
| TOTAL—Municipal expenditures .. | \$17,050.00 |
| Required Payments for Local School, County, and Special District Taxes | |
| TOTAL EXPENDITURES AND REQUIRED PAYMENTS | \$30,215.10 |
| Reserve for uncollected taxes | \$2,050.86 |
| GRAND TOTAL—Budget | \$32,265.96 |
| RECEIPTS AND REVENUES REALIZED IN 1952 TO MEET EXPENDITURES AND REQUIRED PAYMENTS | |
| Surplus revenue appropriated .. | \$1,000.00 |
| Miscellaneous revenues realized .. | 4,657.29 |
| State aid revenues realized | 9,136.00 |
| Delinquent taxes including | |
| liens—1952 collections | 1,448.55 |
| Current taxes—1952 collections.. | 17,488.80 |
| Emergency borrowings | |
| TOTAL RECEIPTS AND REVENUES REALIZED | \$33,730.64 |

CAPITAL OUTLAY—1952

| | |
|----------------------------------|-------------|
| Beaches and boardwalks | |
| Buildings and equipment | |
| Parks and playgrounds | |
| Sewers | |
| Streets, roads and bridges | \$12,897.50 |
| Water supply | |
| Other | |

| | |
|---|--------------------|
| Tax rate | \$5.65 |
| Local school tax rate | 2.62 |
| County tax rate | 1.38 |
| Local purpose tax rate | 1.65 |
| TAXES | |
| Local school tax ... | \$8,640.00 |
| County taxes | 4,525.10 |
| Special district taxes | |
| Local purpose levy | \$13,165.10 |
| Total tax levy (tax duplicate) .. | \$18,539.96 |
| Per Capita Total Tax Levy | |
| Current | \$50.11 |
| 1952 taxes levied (total) | \$18,731.04 |
| Collected in 1952 | 17,488.80 |
| Per cent of levy collected in 1952 ... | 93.36 |
| Transferred to liens | |
| Cancelled, abated or adjusted .. | 45.20 |
| Outstanding December 31, 1952 .. | \$1,197.04 |
| All Prior Years Outstanding | |
| Balance January 1, 1952 | \$1,604.68 |
| Collected in 1952 | 1,448.55 |
| Balance December 31, 1952 | \$134.66 |
| Tax Title Liens Outstanding | |
| Balance January 1, 1952 | |
| Redeemed by cash | |
| Balance December 31, 1952 | |
| Property Acquired by Deed or Foreclosure | |
| Balance January 1, 1952 | |
| Sale for cash | |
| Balance December 31, 1952 | |
| CAPITAL DEBT, DECEMBER 31, 1952 | |
| Gross Debt | |
| School debt | |
| Self-liquidating debt .. | |
| Other capital debt .. | \$1,000.00 |
| TOTAL GROSS DEBT | \$1,000.00 |
| Per Capita Gross Debt | |
| Deductions for | \$2.70 |
| School debt | |
| Self-liquidating debt .. | |
| Other capital debt .. | \$1,000.00 |
| TOTAL DEDUCTIONS | 1,000.00 |
| NET DEBT | |
| Average Assessed Valuations | |
| Real Property 1950-1951-1952.. | \$265,825.00 |
| Per Cent of Net Debt | |
| CURRENT FINANCES DECEMBER 31, 1952 | |
| Cash | \$15,870.12 |
| Taxes receivable | 1,331.70 |
| Tax title liens | |
| Foreclosed property | |
| Accounts receivable | |
| State road aid receivable .. | 1,440.00 |
| Emergencies and deferred charges .. | |
| TOTAL ASSETS | \$18,641.82 |
| Cash liabilities | \$4,475.60 |
| Reserves | 1,331.70 |
| Surplus revenue | 12,834.52 |
| TOTAL LIABILITIES AND SURPLUS | \$18,641.82 |

HARDYSTON TOWNSHIP—SUSSEX COUNTY

Population Census, 1950—1,279

Land Area 32.6 sq. mi.

Net Valuation Taxable \$1,028,155

EXPENDITURES AND REQUIRED PAYMENTS FOR 1952

| | |
|---|--------------------|
| General Government | |
| Administrative and executive | \$4,360.55 |
| Assessment and collection of taxes | 2,390.00 |
| Finance Department | 650.00 |
| Protection to Persons & Property | |
| Fire | 250.00 |
| Police | 425.00 |
| Other | |
| Streets and Roads | |
| Repairs and maintenance | 15,397.75 |
| Street lighting | |
| Sanitation | |
| Street cleaning | |
| Garbage and ash removal | |
| Sewers | |
| Health and Charities | |
| Health service | 450.00 |
| Poor (including relief) | 300.00 |
| Hospitals (aid and maintenance) | |
| Other | 231.70 |
| Recreation | |
| Beaches and boardwalks | |
| Parks and playgrounds | |
| Other | |
| Educational | |
| (Exclusive of school districts) | |
| Unclassified Purposes | |
| (Including contingent) | 870.00 |
| SUB-TOTAL—Municipal functions. | \$25,325.00 |

| | |
|---|----------------|
| Per Capita—Municipal functions | \$19.80 |
| Capital imp'ts and capital imp't fund | \$5,150.00 |
| Debt Service | |
| Principal payments | |
| Interest payments | \$100.00 |
| Total | 100.00 |

| | |
|--|---------------|
| Per Capita Debt Service | \$0.08 |
| Deferred Charges and Statutory Expenditures | |
| Emergencies | |
| Other deferred chgs. | \$7,863.55 |
| Total | 7,863.55 |

| | |
|---|--------------------|
| TOTAL—Municipal expenditures | \$38,438.55 |
| Required Payments for Local School, County, and Special District Taxes | 70,806.49 |

| | |
|---|---------------------|
| TOTAL EXPENDITURES AND REQUIRED PAYMENTS | \$119,145.04 |
| Reserve for uncollected taxes | \$13,500.00 |
| GRAND TOTAL—Budget | \$132,645.04 |

| | |
|--|---------------------|
| RECEIPTS AND REVENUES REALIZED IN 1952 TO MEET EXPENDITURES AND REQUIRED PAYMENTS | |
| Surplus revenue appropriated | \$16,018.55 |
| Miscellaneous revenues realized | 11,834.16 |
| State aid revenues realized | 5,160.00 |
| Delinquent taxes including | |
| liens—1952 collections | 8,957.61 |
| current taxes—1952 collections | 77,921.32 |
| Emergency borrowings | |
| TOTAL RECEIPTS AND REVENUES REALIZED | \$119,891.64 |

CAPITAL OUTLAY—1952

| | |
|--------------------------------------|------------|
| Beaches and boardwalks | |
| Buildings and equipment | \$3,385.03 |
| Parks and playgrounds | |
| Sewers | |
| Streets, roads and bridges | |
| Water supply | |
| Other | |

| | |
|----------------------------------|---------------|
| Tax rate | \$8.42 |
| Local school tax rate | 4.85 |
| County tax rate | 2.04 |
| Local purpose tax rate | 1.53 |

TAXES

| | | |
|---|--------------------|--------------------|
| Local school tax | \$49,849.42 | \$70,806.49 |
| County taxes | 20,957.07 | 15,760.00 |
| Special district taxes | | |
| Local purpose levy | | |
| Total tax levy (tax duplicate) | \$86,566.49 | \$86,566.49 |

| | |
|--|----------------|
| Per Capita Total Tax Levy | \$67.68 |
|--|----------------|

| | |
|--|-------------|
| Current | |
| 1952 taxes levied (total) | \$91,965.34 |
| Collected in 1952 | 77,921.32 |
| Per cent of levy collected in 1952 | 84.72 |
| Transferred to liens | |
| Cancelled, abated or adjusted | 712.19 |
| Outstanding December 31, 1952 | \$13,331.83 |

| | |
|-------------------------------------|------------|
| All Prior Years Outstanding | |
| Balance January 1, 1952 | \$9,411.79 |
| Collected in 1952 | 8,931.99 |
| Balance December 31, 1952 | \$438.62 |

| | |
|-------------------------------------|---------|
| Tax Title Liens Outstanding | |
| Balance January 1, 1952 | \$26.55 |
| Redeemed by cash | 25.62 |
| Balance December 31, 1952 | \$0.93 |

| | |
|---|-----------|
| Property Acquired by Deed or Foreclosure | |
| Balance January 1, 1952 | |
| Sale for cash | |
| Balance December 31, 1952 | |

CAPITAL DEBT, DECEMBER 31, 1952

| | |
|--|--------------------|
| Gross Debt | |
| School debt | |
| Self-liquidating debt | |
| Other capital debt | \$10,850.00 |
| TOTAL GROSS DEBT | \$10,850.00 |
| Per Capita Gross Debt | \$8.48 |

| | |
|-----------------------------------|-------------------|
| Deductions for | |
| School debt | |
| Self-liquidating debt | |
| Other capital debt | \$4,000.00 |
| TOTAL DEDUCTIONS | 4,000.00 |
| NET DEBT | \$6,850.00 |

| | |
|--|--------------|
| Average Assessed Valuations | |
| Real Property 1950-1951-1952 | \$928,113.00 |
| Per Cent of Net Debt | 0.73 |

CURRENT FINANCES DECEMBER 31, 1952

| | |
|--|--------------------|
| Cash | \$44,307.99 |
| Taxes receivable | 13,770.45 |
| Tax title liens | .93 |
| Foreclosed property | |
| Accounts receivable | |
| State road aid receivable | 13,425.98 |
| Emergencies and deferred charges | 300.00 |
| TOTAL ASSETS | \$71,805.35 |

| | |
|----------------------------|-------------|
| Cash liabilities | \$31,236.59 |
| Reserves | 13,771.38 |
| Surplus revenue | 26,797.38 |

| | |
|--|--------------------|
| TOTAL LIABILITIES AND SURPLUS | \$71,805.35 |
|--|--------------------|

HARMONY TOWNSHIP—WARREN COUNTY

Population Census, 1950—1,763

Land Area 24.3 sq. mi.

Net Valuation Taxable \$1,075,140

| | |
|--|--------------------|
| EXPENDITURES AND REQUIRED PAYMENTS FOR 1952 | |
| General Government | |
| Administrative and executive | \$3,068.36 |
| Assessment and collection of taxes | 1,450.00 |
| Finance Department | |
| Protection to Persons & Property | |
| Fire | 1,000.00 |
| Police | 300.00 |
| Other | |
| Streets and Roads | |
| Repairs and maintenance | 17,606.05 |
| Street lighting | |
| Sanitation | |
| Street cleaning | |
| Garbage and ash removal | |
| Sewers | |
| Health and Charities | |
| Health service | 250.00 |
| Poor (including relief) | 700.00 |
| Hospitals (aid and maintenance) | |
| Other | |
| Recreation | |
| Benches and boardwalks | |
| Parks and playgrounds | |
| Other | |
| Educational | |
| (Exclusive of school districts) .. | |
| Unclassified Purposes | |
| (Including contingent) | 100.00 |
| SUB-TOTAL—Municipal functions.. | \$24,474.41 |

| | |
|--|----------------|
| Per Capita—Municipal functions | \$13.88 |
| Capital imp'ts and capital imp't fund | \$7,155.55 |
| Debt Service | |
| Principal payments | |
| Interest payments .. | \$128.00 |
| Total | 128.00 |
| Per Capita Debt Service | |
| | \$0.07 |
| Deferred Charges and Statutory Expenditures | |
| Emergencies | |
| Other deferred chgs. | |
| Total | |

| | |
|---|--------------------|
| TOTAL—Municipal expenditures .. | \$31,757.96 |
| Required Payments for Local School, County, and Special District Taxes | 69,719.14 |

| | |
|---|---------------------|
| TOTAL EXPENDITURES AND REQUIRED PAYMENTS | \$101,477.10 |
| Reserve for uncollected taxes | \$16,473.31 |
| GRAND TOTAL—Budget | \$117,950.41 |

| | |
|--|---------------------|
| RECEIPTS AND REVENUES REALIZED IN 1952 TO MEET EXPENDITURES AND REQUIRED PAYMENTS | |
| Surplus revenue appropriated .. | \$3,500.00 |
| Miscellaneous revenues realized .. | 8,086.46 |
| State aid revenues realized | 10,379.00 |
| Delinquent taxes including | |
| liens—1952 collections | 12,728.90 |
| Current taxes—1952 collections .. | 70,439.77 |
| Emergency borrowings | |
| TOTAL RECEIPTS AND REVENUES REALIZED | \$105,134.13 |

| | |
|----------------------------------|------------|
| CAPITAL OUTLAY—1952 | |
| Benches and boardwalks | |
| Buildings and equipment | |
| Parks and playgrounds | |
| Sewers | |
| Streets, roads and bridges | \$8,561.00 |
| Water supply | |
| Other | |

| | |
|------------------------------|---------------|
| Tax rate | \$7.93 |
| Local school tax rate | 5.11 |
| County tax rate | 1.38 |
| Local purpose tax rate | 1.44 |

| | |
|--|--------------------|
| TAXES | |
| Local school tax ... | \$54,905.58 |
| County taxes | 14,813.56 |
| Special district taxes | |
| Local purpose levy | \$69,719.14 |
| | 15,499.86 |
| Total tax levy (tax duplicate) .. | \$85,219.00 |
| Per Capita Total Tax Levy | |
| | \$48.34 |

| | |
|--|-------------|
| Current | |
| 1952 taxes levied (total) | \$85,609.50 |
| Collected in 1952 | 70,439.77 |
| Per cent of levy collected in 1952 ... | 82.28 |
| Transferred to liens | 419.35 |
| Cancelled, abated or adjusted | 436.45 |
| Outstanding December 31, 1952 .. | \$14,313.93 |

| | |
|------------------------------------|-------------|
| All Prior Years Outstanding | |
| Balance January 1, 1952 | \$13,155.06 |
| Collected in 1952 | 12,399.99 |
| Balance December 31, 1952 | \$417.45 |

| | |
|------------------------------------|------------|
| Tax Title Liens Outstanding | |
| Balance January 1, 1952 | \$4,658.00 |
| Redeemed by cash | 328.91 |
| Balance December 31, 1952 | \$4,964.53 |

| | |
|---|-------|
| Property Acquired by Deed or Foreclosure | |
| Balance January 1, 1952 | |
| Sale for cash | |
| Balance December 31, 1952 | |

| | |
|--|-------------------|
| CAPITAL DEBT, DECEMBER 31, 1952 | |
| Gross Debt | |
| School debt | |
| Self-liquidating debt .. | |
| Other capital debt .. | \$6,400.00 |
| TOTAL GROSS DEBT | \$6,400.00 |
| Per Capita Gross Debt | \$3.63 |

| | |
|-------------------------------|-------------------|
| Deductions for | |
| School debt | |
| Self-liquidating debt .. | |
| Other capital debt .. | |
| TOTAL DEDUCTIONS | |
| NET DEBT | \$6,400.00 |

| | |
|------------------------------------|--------------|
| Average Assessed Valuations | |
| Real Property 1950-1951-1952 .. | \$888,216.00 |
| Per Cent of Net Debt | 0.72 |

| | |
|---|--------------------|
| CURRENT FINANCES DECEMBER 31, 1952 | |
| Cash | \$17,655.14 |
| Taxes receivable | 14,731.38 |
| Tax title liens | 4,964.53 |
| Foreclosed property | |
| Accounts receivable | 561.00 |
| State road aid receivable | 5,506.58 |
| Emergencies and deferred charges .. | 502.41 |
| TOTAL ASSETS | \$43,921.04 |

| | |
|--|--------------------|
| Cash liabilities | \$8,429.35 |
| Reserves | 20,256.91 |
| Surplus revenue | 15,234.78 |
| TOTAL LIABILITIES AND SURPLUS | \$43,921.04 |

HARRINGTON PARK BOROUGH—BERGEN COUNTY

Population Census, 1950—1,634

Land Area 2.04 sq. mi.

Net Valuation Taxable \$1,845,973

EXPENDITURES AND REQUIRED PAYMENTS FOR 1952

| | |
|---|--------------------|
| General Government | |
| Administrative and executive | \$7,450.00 |
| Assessment and collection of taxes | 4,750.00 |
| Finance Department | |
| Protection to Persons & Property | |
| Fire | 9,300.00 |
| Police | 15,100.00 |
| Other | |
| Streets and Roads | |
| Repairs and maintenance | 10,000.00 |
| Street lighting | 3,000.00 |
| Sanitation | |
| Street cleaning | |
| Garbage and ash removal | |
| Sewers | |
| Health and Charities | |
| Health service | 2,795.00 |
| Poor (including relief) | 125.00 |
| Hospitals (aid and maintenance) | |
| Other | |
| Recreation | |
| Beaches and boardwalks | |
| Parks and playgrounds | |
| Other | 1,000.00 |
| Educational | |
| (Exclusive of school districts) .. | |
| Unclassified Purposes | |
| (Including contingent) | |
| SUB-TOTAL—Municipal functions.. | \$53,520.00 |

| | |
|---|----------------|
| Per Capita—Municipal functions | \$32.75 |
| Capital imp'ts and capital imp't fund | \$21,000.00 |
| Debt Service | |
| Principal payments | |
| Interest payments | |
| Total | |

| | |
|--|-----------------|
| Per Capita Debt Service | |
| Deferred Charges and Statutory Expenditures | |
| Emergencies | \$1,500.00 |
| Other deferred chgs. | |
| Total | 1,500.00 |

| | |
|---|--------------------|
| TOTAL—Municipal expenditures .. | \$76,020.00 |
| Required Payments for Local School, County, and Special District Taxes | 100,698.18 |

| | |
|---|---------------------|
| TOTAL EXPENDITURES AND REQUIRED PAYMENTS | \$176,718.18 |
| Reserve for uncollected taxes | \$12,290.12 |
| GRAND TOTAL—Budget | \$189,008.30 |

| | |
|--|---------------------|
| RECEIPTS AND REVENUES REALIZED IN 1952 TO MEET EXPENDITURES AND REQUIRED PAYMENTS | |
| Surplus revenue appropriated | \$20,000.00 |
| Miscellaneous revenues realized | 23,028.14 |
| State aid revenues realized | 20,934.00 |
| Delinquent taxes including | |
| liens—1952 collections | 8,837.28 |
| current taxes—1952 collections .. | 114,324.50 |
| Emergency borrowings | |
| TOTAL RECEIPTS AND REVENUES REALIZED | \$187,123.92 |

CAPITAL OUTLAY—1952

| | |
|----------------------------------|--|
| Beaches and boardwalks | |
| Buildings and equipment | |
| Parks and playgrounds | |
| Sewers | |
| Streets, roads and bridges | |
| Water supply | |
| Other | |

| | |
|------------------------------|---------------|
| Tax rate | \$6.65 |
| Local school tax rate | 4.64 |
| County tax rate | 0.81 |
| Local purpose tax rate | 1.20 |

TAXES

| | |
|--|---------------------|
| Local school tax | \$5,699.85 |
| County taxes | 14,998.33 |
| Special district taxes | |
| Local purpose levy | \$100,698.18 |
| | 21,991.45 |
| Total tax levy (tax duplicate) .. | \$122,689.63 |
| Per Capita Total Tax Levy | \$75.09 |

Current

| | |
|---------------------------------------|--------------|
| 1952 taxes levied (total) | \$124,928.49 |
| Collected in 1952 | 114,324.50 |
| Per cent of levy collected in 1952 .. | 91.51 |
| Transferred to liens | 946.30 |
| Cancelled, abated or adjusted .. | 276.09 |
| Outstanding December 31, 1952 .. | \$9,381.60 |

All Prior Years Outstanding

| | |
|---------------------------------|-------------|
| Balance January 1, 1952 | \$10,926.83 |
| Collected in 1952 | 8,806.24 |
| Balance December 31, 1952 | \$2,085.39 |

Tax Title Liens Outstanding

| | |
|---------------------------------|-------------|
| Balance January 1, 1952 | \$13,865.22 |
| Redeemed by cash | 31.04 |
| Balance December 31, 1952 | \$12,711.66 |

Property Acquired by Deed or Foreclosure

| | |
|---------------------------------|-------------|
| Balance January 1, 1952 | \$49,690.00 |
| Sale for cash | 4,456.25 |
| Balance December 31, 1952 | \$48,708.75 |

CAPITAL DEBT, DECEMBER 31, 1952

| | |
|------------------------------------|--------------------|
| Gross Debt | |
| School debt | \$44,000.00 |
| Self-liquidating debt. | |
| Other capital debt | |
| TOTAL GROSS DEBT | \$44,000.00 |
| Per Capita Gross Debt | \$26.93 |

Deductions for

| | |
|-------------------------------|------------------|
| School debt | \$44,000.00 |
| Self-liquidating debt. | |
| Other capital debt | |
| TOTAL DEDUCTIONS | 44,000.00 |
| NET DEBT | |

Average Assessed Valuations

| | |
|-----------------------------------|----------------|
| Real Property 1950-1951-1952 .. | \$1,659,657.00 |
| Per Cent of Net Debt | |

CURRENT FINANCES DECEMBER 31, 1952

| | |
|--|---------------------|
| Cash | \$86,631.77 |
| Taxes receivable | 11,466.99 |
| Tax title liens | 12,711.66 |
| Foreclosed property | 48,708.75 |
| Accounts receivable | 100.00 |
| State road aid receivable | 18,900.00 |
| Emergencies and deferred charges .. | |
| TOTAL ASSETS | \$178,519.17 |
| Cash liabilities | \$34,370.21 |
| Reserves | 72,987.40 |
| Surplus revenue | 71,161.56 |
| TOTAL LIABILITIES AND SURPLUS | \$178,519.17 |

HARRISON TOWN—HUDSON COUNTY

Population Census, 1950—13,490

Land Area 1.2 sq. mi.

Net Valuation Taxable \$38,536,633

| | |
|--|-----------------------|
| EXPENDITURES AND REQUIRED PAYMENTS FOR 1952 | |
| General Government | |
| Administrative and executive | \$125,000.86 |
| Assessment and collection of taxes | 29,609.52 |
| Finance Department | 14,875.00 |
| Protection to Persons & Property | |
| Fire | 283,200.53 |
| Police | 342,190.00 |
| Other | 59,312.35 |
| Streets and Roads | |
| Repairs and maintenance | 113,925.00 |
| Street lighting | 21,800.00 |
| Sanitation | |
| Street cleaning | |
| Garbage and ash removal | 36,000.00 |
| Sewers | 72,066.95 |
| Health and Charities | |
| Health service | 32,406.71 |
| Poor (including relief) | 57,175.00 |
| Hospitals (aid and maintenance) .. | |
| Other | 1,250.28 |
| Recreation | |
| Beaches and boardwalks | |
| Parks and playgrounds | 37,031.00 |
| Other | |
| Educational | |
| (Exclusive of school districts) .. | 28,960.00 |
| Unclassified Purposes | |
| (Including contingent) | 54,486.80 |
| SUB-TOTAL—Municipal functions.. | \$1,309,290.00 |
| Per Capita—Municipal functions | |
| Capital imp'ts and capital imp't fund | \$97.06 |
| Debt Service | \$20,000.00 |
| Principal payments .. | \$97,000.00 |
| Interest payments .. | 32,866.00 |
| Total | *129,866.00 |
| Per Capita Debt Service | |
| | \$9.63 |
| Deferred Charges and Statutory Expenditures | |
| Emergencies | \$104,800.00 |
| Other deferred chgs. | 58,451.50 |
| Total | 163,251.50 |
| TOTAL—Municipal expenditures .. | \$1,622,407.50 |
| Required Payments for Local School, County, and Special District Taxes | |
| | 1,130,336.99 |
| TOTAL EXPENDITURES AND REQUIRED PAYMENTS | \$2,752,744.49 |
| Reserve for uncollected taxes | \$97,901.57 |
| GRAND TOTAL—Budget | \$2,850,646.06 |
| RECEIPTS AND REVENUES REALIZED IN 1952 TO MEET EXPENDITURES AND REQUIRED PAYMENTS | |
| Surplus revenue appropriated .. | \$161,468.00 |
| Miscellaneous revenues realized. | 937,517.08 |
| State aid revenues realized | 7,169.00 |
| Delinquent taxes including | |
| liens—1952 collections | 43,911.52 |
| current taxes—1952 collections.. | 1,745,564.85 |
| Emergency borrowings | |
| TOTAL RECEIPTS AND REVENUES REALIZED | \$2,895,630.45 |

CAPITAL OUTLAY—1952

| | |
|----------------------------------|-------------|
| Beaches and boardwalks | |
| Buildings and equipment | \$23,752.71 |
| Parks and playgrounds | 41,988.84 |
| Sewers | |
| Streets, roads and bridges | 6,825.48 |
| Water supply | |
| Other | 1,199.82 |

* Includes \$9,588.00 Art. VI School Debt Service.

| | |
|------------------------------|---------------|
| Tax rate | \$4.71 |
| Local school tax rate | 1.20 |
| County tax rate | 1.73 |
| Local purpose tax rate | 1.78 |

TAXES

| | | |
|--|-----------------|-----------------------|
| Local school tax ... | \$462,218.16 | |
| County taxes | 668,118.83 | |
| Special district taxes | | |
| Local purpose levy | | \$1,130,336.99 |
| | | 684,292.27 |
| Total tax levy (tax duplicate) .. | | \$1,814,629.26 |
| Per Capita Total Tax Levy | \$134.52 | |

| | |
|--|----------------|
| Current | |
| 1952 taxes levied (total) | \$1,819,101.98 |
| Collected in 1952 | 1,745,564.85 |
| Per cent of levy collected in 1952 ... | 95.95 |
| Transferred to liens | 3,828.40 |
| Cancelled, abated or adjusted .. | 30,961.67 |
| Outstanding December 31, 1952 .. | \$38,747.06 |

| | |
|------------------------------------|-------------|
| All Prior Years Outstanding | |
| Balance January 1, 1952 | \$83,509.36 |
| Collected in 1952 | 43,911.52 |
| Balance December 31, 1952 | \$37,939.03 |

| | |
|------------------------------------|-------------|
| Tax Title Liens Outstanding | |
| Balance January 1, 1952 | \$50,201.90 |
| Redeemed by cash | |
| Balance December 31, 1952 | \$25,777.07 |

| | |
|---|--------------|
| Property Acquired by Deed or Foreclosure | |
| Balance January 1, 1952 | \$139,250.00 |
| Sale for cash | 43,267.50 |
| Balance December 31, 1952 | \$85,598.00 |

CAPITAL DEBT, DECEMBER 31, 1952

| | |
|------------------------------------|-----------------------|
| Gross Debt | |
| School debt | \$31,000.00 |
| Self-liquidating debt .. | 11,000.00 |
| Other capital debt .. | 1,335,000.00 |
| TOTAL GROSS DEBT | \$1,377,000.00 |
| Per Capita Gross Debt | \$102.08 |

| | |
|-------------------------------|-----------------------|
| Deductions for | |
| School debt | \$31,000.00 |
| Self-liquidating debt .. | 11,000.00 |
| Other capital debt .. | |
| TOTAL DEDUCTIONS | 42,000.00 |
| NET DEBT | \$1,335,000.00 |

| | |
|------------------------------------|-----------------|
| Average Assessed Valuations | |
| Real Property 1950-1951-1952.. | \$25,235,151.00 |
| Per Cent of Net Debt | 5.29 |

CURRENT FINANCES DECEMBER 31, 1952

| | |
|--|---------------------|
| Cash | \$195,680.74 |
| Taxes receivable | 76,686.09 |
| Tax title liens | 25,777.07 |
| Foreclosed property | 85,598.00 |
| Accounts receivable | 1,410.28 |
| State road aid receivable .. | 23,837.00 |
| Emergencies and deferred charges .. | 60,500.00 |
| TOTAL ASSETS | \$469,489.18 |
| Cash liabilities | \$79,990.36 |
| Reserves | 189,471.44 |
| Surplus revenue | 200,018.38 |
| TOTAL LIABILITIES AND SURPLUS | \$469,489.18 |

HARRISON TOWNSHIP—GLOUCESTER COUNTY

Population Census, 1950—2,225

Land Area 19.64 sq. mi.

Net Valuation Taxable \$1,484,409

EXPENDITURES AND REQUIRED PAYMENTS FOR 1952

| | |
|--|--------------------|
| General Government | |
| Administrative and executive | \$3,218.26 |
| Assessment and collection of taxes | 1,590.63 |
| Finance Department | 375.00 |
| Protection to Persons & Property | |
| Fire | 2,000.00 |
| Police | 1,452.82 |
| Other | |
| Streets and Roads | |
| Repairs and maintenance | 11,384.62 |
| Street lighting | 3,403.75 |
| Sanitation | |
| Street cleaning | |
| Garbage and ash removal | |
| Sewers | |
| Health and Charities | |
| Health service | 527.65 |
| Poor (including relief) | 441.00 |
| Hospitals (aid and maintenance) | 25.00 |
| Other | |
| Recreation | |
| Beaches and boardwalks | |
| Parks and playgrounds | |
| Other | |
| Educational (Exclusive of school districts) .. | |
| Unclassified Purposes (Including contingent) | |
| SUB-TOTAL—Municipal functions.. | \$24,418.73 |

| | |
|--|----------------|
| Per Capita—Municipal functions | \$10.97 |
| Capital imp'ts and capital imp't fund | \$3,333.33 |
| Debt Service | |
| Principal payments | |
| Interest payments | |
| Total | |
| Per Capita Debt | |
| Service | |
| Deferred Charges and Statutory Expenditures | |
| Emergencies | |
| Other deferred chgs. | |
| Total | |

| | |
|---|--------------------|
| TOTAL—Municipal expenditures ... | \$27,752.06 |
| Required Payments for Local School, County, and Special District Taxes | 98,474.98 |

| | |
|---|---------------------|
| TOTAL EXPENDITURES AND REQUIRED PAYMENTS | \$126,227.04 |
| Reserve for uncollected taxes | \$31,971.29 |
| GRAND TOTAL—Budget | \$158,198.33 |

RECEIPTS AND REVENUES REALIZED IN 1952 TO MEET EXPENDITURES AND REQUIRED PAYMENTS

| | |
|---|---------------------|
| Surplus revenue appropriated .. | \$16,000.00 |
| Miscellaneous revenues realized .. | 29,889.64 |
| State aid revenues realized | 9,102.00 |
| Delinquent taxes including | |
| liens—1952 collections | 22,733.87 |
| current taxes—1952 collections .. | 83,530.18 |
| Emergency borrowings | |
| TOTAL RECEIPTS AND REVENUES REALIZED | \$161,255.69 |

CAPITAL OUTLAY—1952

| | |
|----------------------------------|-------|
| Beaches and boardwalks | |
| Buildings and equipment | |
| Parks and playgrounds | |
| Sewers | |
| Streets, roads and bridges | |
| Water supply | |
| Other | |

| | |
|-----------------------------|---------------|
| Tax rate | \$7.06 |
| Local school tax rate | 5.52 |
| County tax rate | 1.02 |
| Local purpose tax rate | 0.52 |

TAXES

| | | |
|--|-------------|---------------------|
| Local school tax ... | \$81,893.50 | |
| County taxes | 15,207.15 | |
| Special district taxes | 1,374.33 | |
| | | \$98,474.98 |
| Local purpose levy | | 7,956.62 |
| Total tax levy (tax duplicate) .. | | \$106,431.60 |

| | |
|--|----------------|
| Per Capita Total Tax Levy | \$47.83 |
|--|----------------|

| | |
|--|--------------|
| Current | |
| 1952 taxes levied (total) | \$107,440.70 |
| Collected in 1952 | 83,530.18 |
| Per cent of levy collected in 1952 ... | 77.74 |
| Transferred to liens | |
| Cancelled, abated or adjusted | 85.37 |
| Outstanding December 31, 1952 .. | \$23,825.15 |

| | |
|------------------------------------|-------------|
| All Prior Years Outstanding | |
| Balance January 1, 1952 | \$27,558.45 |
| Collected in 1952 | 22,733.87 |
| Balance December 31, 1952 | \$4,743.07 |

| | |
|------------------------------------|-------|
| Tax Title Liens Outstanding | |
| Balance January 1, 1952 | |
| Redeemed by cash | |
| Balance December 31, 1952 | |

| | |
|---|------------|
| Property Acquired by Deed or Foreclosure | |
| Balance January 1, 1952 | \$4,018.46 |
| Sale for cash | 10,300.00 |
| Balance December 31, 1952 | \$381.34 |

CAPITAL DEBT, DECEMBER 31, 1952

| | |
|------------------------------------|---------------------|
| Gross Debt | |
| School debt | \$135,000.00 |
| Self-liquidating debt. | |
| Other capital debt .. | |
| TOTAL GROSS DEBT | \$135,000.00 |
| Per Capita Gross Debt | \$60.67 |

| | |
|-------------------------------|--------------------|
| Deductions for | |
| School debt | \$81,867.00 |
| Self-liquidating debt. | |
| Other capital debt .. | |
| TOTAL DEDUCTIONS | 81,867.00 |
| NET DEBT | \$53,133.00 |

| | |
|------------------------------------|----------------|
| Average Assessed Valuations | |
| Real Property 1950-1951-1952 .. | \$1,352,781.00 |
| Per Cent of Net Debt | 3.97 |

CURRENT FINANCES DECEMBER 31, 1952

| | |
|-------------------------------------|---------------------|
| Cash | \$81,914.07 |
| Taxes receivable | 28,568.22 |
| Tax title liens | |
| Foreclosed property | 381.34 |
| Accounts receivable | 160.33 |
| State road aid receivable | 3,000.00 |
| Emergencies and deferred charges .. | |
| TOTAL ASSETS | \$114,023.96 |

| | |
|------------------------|-----------|
| Cash liabilities | \$30.00 |
| Reserves | 29,109.89 |
| Surplus revenue | 84,884.07 |

| | |
|--|---------------------|
| TOTAL LIABILITIES AND SURPLUS | \$114,023.96 |
|--|---------------------|

HARVEY CEDARS BOROUGH—OCEAN COUNTY

Population Census, 1950—106 Land Area 0.79 sq. mi. Net Valuation Taxable \$522,651

| | |
|--|--------------------|
| EXPENDITURES AND REQUIRED PAYMENTS FOR 1952 | |
| General Government | |
| Administrative and executive | \$4,307.90 |
| Assessment and collection of taxes | 2,396.10 |
| Finance Department | |
| Protection to Persons & Property | |
| Fire | 1,200.00 |
| Police | 3,235.95 |
| Other | |
| Streets and Roads | |
| Repairs and maintenance | 6,396.97 |
| Street lighting | 2,000.00 |
| Sanitation | |
| Street cleaning | |
| Garbage and ash removal | 2,200.00 |
| Sewers | |
| Health and Charities | |
| Health service | |
| Poor (including relief) | |
| Hospitals (aid and maintenance) | |
| Other | 2,500.00 |
| Recreation | |
| Beaches and boardwalks | 2,366.48 |
| Parks and playgrounds | |
| Other | |
| Educational | |
| (Exclusive of school districts) .. | |
| Unclassified Purposes | |
| (Including contingent) | |
| SUB-TOTAL—Municipal functions.. | \$26,603.40 |
| Per Capita—Municipal functions | |
| Capital imp'ts and capital imp't fund | \$250.98 |
| Debt Service | 1,500.00 |
| Principal payments .. | \$2,500.00 |
| Interest payments .. | 675.00 |
| Total | 3,175.00 |
| Per Capita Debt Service | |
| Deferred Charges and Statutory Expenditures | \$29.95 |
| Emergencies | |
| Other deferred chgs. .. | \$1,385.92 |
| Total | 1,385.92 |
| TOTAL—Municipal expenditures .. | \$32,664.32 |
| Required Payments for Local School, County, and Special District Taxes | |
| | 18,407.47 |
| TOTAL EXPENDITURES AND REQUIRED PAYMENTS | \$51,071.79 |
| Reserve for uncollected taxes | \$5,057.56 |
| GRAND TOTAL—Budget | \$56,129.35 |
| RECEIPTS AND REVENUES REALIZED IN 1952 TO MEET EXPENDITURES AND REQUIRED PAYMENTS | |
| Surplus revenue appropriated .. | \$9,498.26 |
| Miscellaneous revenues realized .. | 4,046.72 |
| State aid revenues realized | 3,180.00 |
| Delinquent taxes including liens—1952 collections | 4,802.83 |
| Current taxes—1952 collections .. | 38,347.82 |
| Emergency borrowings | |
| TOTAL RECEIPTS AND REVENUES REALIZED | \$59,875.63 |
| CAPITAL OUTLAY—1952 | |
| Beaches and boardwalks | |
| Buildings and equipment | |
| Parks and playgrounds | |
| Sewers | |
| Streets, roads and bridges | |
| Water supply | |
| Other | |

| | |
|---|--------------------|
| Tax rate | \$8.06 |
| Local school tax rate | 1.39 |
| County tax rate | 2.13 |
| Local purpose tax rate | 4.54 |
| TAXES | |
| Local school tax ... | \$7,283.10 |
| County taxes | 11,124.37 |
| Special district taxes | |
| Local purpose levy | \$18,407.47 |
| | 23,713.55 |
| Total tax levy (tax duplicate) .. | \$42,121.02 |
| Per Capita Total Tax Levy | |
| | \$397.37 |
| Current | |
| 1952 taxes levied (total) | \$42,776.77 |
| Collected in 1952 | 38,347.82 |
| Per cent of levy collected in 1952 ... | 89.64 |
| Transferred to liens | 20.16 |
| Cancelled, abated or adjusted | 69.78 |
| Outstanding December 31, 1952 .. | \$4,339.01 |
| All Prior Years Outstanding | |
| Balance January 1, 1952 | \$4,232.18 |
| Collected in 1952 | 4,144.46 |
| Balance December 31, 1952 | \$87.72 |
| Tax Title Liens Outstanding | |
| Balance January 1, 1952 | \$1,205.66 |
| Redeemed by cash | 658.37 |
| Balance December 31, 1952 | \$567.45 |
| Property Acquired by Deed or Foreclosure | |
| Balance January 1, 1952 | \$1,280.00 |
| Sale for cash | |
| Balance December 31, 1952 | \$1,280.00 |
| CAPITAL DEBT, DECEMBER 31, 1952 | |
| Gross Debt | |
| School debt | \$21,648.00 |
| Self-liquidating debt .. | |
| Other capital debt .. | 10,000.00 |
| TOTAL GROSS DEBT | \$31,648.00 |
| Per Capita Gross Debt | |
| | \$298.57 |
| Deductions for | |
| School debt | \$21,648.00 |
| Self-liquidating debt .. | |
| Other capital debt .. | |
| TOTAL DEDUCTIONS | 21,648.00 |
| NET DEBT | \$10,000.00 |
| Average Assessed Valuations | |
| Real Property 1950-1951-1952 .. | \$485,039.00 |
| Per Cent of Net Debt | 2.06 |
| CURRENT FINANCES DECEMBER 31, 1952 | |
| Cash | \$25,555.80 |
| Taxes receivable | 4,426.73 |
| Tax title liens | 567.45 |
| Foreclosed property | 1,280.00 |
| Accounts receivable | 4,715.52 |
| State road aid receivable | |
| Emergencies and deferred charges .. | 2,000.00 |
| TOTAL ASSETS | \$38,545.50 |
| Cash liabilities | \$16,439.94 |
| Reserves | 10,989.70 |
| Surplus revenue | 11,115.86 |
| TOTAL LIABILITIES AND SURPLUS | \$38,545.50 |

HASBROUCK HEIGHTS BOROUGH—BERGEN COUNTY

Population Census, 1950—9,181 Land Area 1.5 sq. mi. Net Valuation Taxable \$11,112,001

EXPENDITURES AND REQUIRED PAYMENTS FOR 1952

| | | |
|---|---------------------|--|
| General Government | | |
| Administrative and executive | \$48,698.56 | |
| Assessment and collection of taxes | 19,793.17 | |
| Finance Department | | |
| Protection to Persons & Property | | |
| Fire | 21,926.23 | |
| Police | 95,965.72 | |
| Other | | |
| Streets and Roads | | |
| Repairs and maintenance | 25,788.78 | |
| Street lighting | 11,959.20 | |
| Sanitation | | |
| Street cleaning | 14,247.29 | |
| Garbage and ash removal | 29,442.20 | |
| Sewers | 29,669.90 | |
| Health and Charities | | |
| Health service | 9,955.84 | |
| Poor (including relief) | 675.00 | |
| Hospitals (aid and maintenance) | | |
| Other | 1,276.19 | |
| Recreation | | |
| Beaches and boardwalks | | |
| Parks and playgrounds | 5,769.98 | |
| Other | 623.00 | |
| Educational | | |
| (Exclusive of school districts) .. | 19,331.96 | |
| Unclassified Purposes | | |
| (Including contingent) | 11,960.17 | |
| SUB-TOTAL—Municipal functions.. | \$347,083.19 | |

| | | |
|--|------------------|---------------|
| Per Capita—Municipal functions | \$37.80 | |
| Capital imp'ts and capital imp't fund | \$40,000.00 | |
| Debt Service | | |
| Principal payments .. | \$30,800.00 | |
| Interest payments .. | 11,857.41 | |
| Total | 42,657.41 | |
| Per Capita Debt Service | | \$4.65 |
| Deferred Charges and Statutory Expenditures | | |
| Emergencies | \$3,868.58 | |
| Other deferred chgs. | 4,969.18 | |
| Total | 8,837.76 | |

TOTAL—Municipal expenditures ... \$438,578.36

Required Payments for Local School, County, and Special District Taxes 473,510.42

TOTAL EXPENDITURES AND REQUIRED PAYMENTS **\$912,088.78**

Reserve for uncollected taxes

GRAND TOTAL—Budget **\$967,918.46**

RECEIPTS AND REVENUES REALIZED IN 1952 TO MEET EXPENDITURES AND REQUIRED PAYMENTS

| | |
|---|---------------------|
| Surplus revenue appropriated .. | \$105,000.00 |
| Miscellaneous revenues realized .. | 101,664.60 |
| State aid revenues realized | 7,374.43 |
| Delinquent taxes including | |
| liens—1952 collections | 42,075.17 |
| current taxes—1952 collections.. | 712,003.45 |
| Emergency borrowings | |
| TOTAL RECEIPTS AND REVENUES REALIZED | \$968,117.65 |

CAPITAL OUTLAY—1952

| | |
|----------------------------------|-------------|
| Beaches and boardwalks | |
| Buildings and equipment | \$38,057.56 |
| Parks and playgrounds | |
| Sewers | |
| Streets, roads and bridges | 51,475.35 |
| Water supply | |
| Other | 302.83 |

| | |
|------------------------------|---------------|
| Tax rate | \$6.50 |
| Local school tax rate | 3.45 |
| County tax rate | 0.81 |
| Local purpose tax rate | 2.33 |

TAXES

| | | |
|--|---------------------|--|
| Local school tax ... | \$383,223.19 | |
| County taxes | 90,287.23 | |
| Special district taxes | | |
| Local purpose levy | 257,743.90 | |
| Total tax levy (tax duplicate) .. | \$731,254.32 | |

Per Capita Total Tax Levy **\$79.65**

Current

| | |
|--|--------------|
| 1952 taxes levied (total) | \$753,087.24 |
| Collected in 1952 | 712,003.45 |
| Per cent of levy collected in 1952 ... | 94.54 |
| Transferred to liens | 682.45 |
| Cancelled, abated or adjusted .. | 2,060.23 |
| Outstanding December 31, 1952 .. | \$38,341.11 |

All Prior Years Outstanding

| | |
|---------------------------------|-------------|
| Balance January 1, 1952 | \$65,376.47 |
| Collected in 1952 | 41,501.59 |
| Balance December 31, 1952 | \$22,091.22 |

Tax Title Liens Outstanding

| | |
|---------------------------------|------------|
| Balance January 1, 1952 | \$7,467.89 |
| Redeemed by cash | 573.58 |
| Balance December 31, 1952 | \$4,320.24 |

Property Acquired by Deed or Foreclosure

| | |
|---------------------------------|-------------|
| Balance January 1, 1952 | \$92,665.00 |
| Sale for cash | 13,358.30 |
| Balance December 31, 1952 | \$71,110.00 |

CAPITAL DEBT, DECEMBER 31, 1952

| | |
|------------------------------------|-----------------------|
| Gross Debt | |
| School debt | \$760,300.00 |
| Self-liquidating debt | |
| Other capital debt .. | 481,100.00 |
| TOTAL GROSS DEBT | \$1,241,400.00 |
| Per Capita Gross Debt | |
| | \$135.21 |

Deductions for

| | |
|-------------------------------|---------------------|
| School debt | \$756,047.00 |
| Self-liquidating debt .. | |
| Other capital debt .. | 31,728.00 |
| TOTAL DEDUCTIONS | 787,775.00 |
| NET DEBT | \$453,625.00 |

Average Assessed Valuations

| | |
|--------------------------------|----------------|
| Real Property 1950-1951-1952.. | \$9,450,593.00 |
| Per Cent of Net Debt | 4.79 |

CURRENT FINANCES DECEMBER 31, 1952

| | |
|-------------------------------------|---------------------|
| Cash | \$116,885.38 |
| Taxes receivable | 60,432.33 |
| Tax title liens | 4,320.24 |
| Foreclosed property | 71,110.00 |
| Accounts receivable | 1,526.37 |
| State road aid receivable | |
| Emergencies and deferred charges .. | |
| TOTAL ASSETS | \$254,274.32 |

| | |
|--|---------------------|
| Cash liabilities | \$20,936.76 |
| Reserves | 137,388.94 |
| Surplus revenue | 95,948.62 |
| TOTAL LIABILITIES AND SURPLUS | \$254,274.32 |

HAWORTH BOROUGH—BERGEN COUNTY

Population Census, 1950—1,612

Land Area 1.97 sq. mi.

Net Valuation Taxable \$2,461,091

| | |
|--|--------------------|
| EXPENDITURES AND REQUIRED PAYMENTS FOR 1952 | |
| General Government | |
| Administrative and executive | \$13,795.00 |
| Assessment and collection of taxes | 4,875.00 |
| Finance Department | |
| Protection to Persons & Property | |
| Fire | 11,200.00 |
| Police | 20,065.00 |
| Other | |
| Streets and Roads | |
| Repairs and maintenance | 33,750.00 |
| Street lighting | 3,815.00 |
| Sanitation | |
| Street cleaning | |
| Garbage and ash removal | |
| Sewers | |
| Health and Charities | |
| Health service | 2,875.00 |
| Poor (including relief) | 250.00 |
| Hospitals (aid and maintenance) | |
| Other | |
| Recreation | |
| Beaches and boardwalks | |
| Parks and playgrounds | |
| Other | 1,725.00 |
| Educational | |
| (Exclusive of school districts) | 3,930.00 |
| Unclassified Purposes | |
| (Including contingent) | 1,750.00 |
| SUB-TOTAL—Municipal functions.. | \$98,030.00 |

| | |
|---|----------------|
| Per Capita—Municipal functions | \$60.81 |
| Capital imp'ts and capital imp't fund | \$27,500.00 |
| Debt Service | |
| Principal payments | |
| Interest payments | |
| Total | |

| | |
|--|---------------------|
| Per Capita Debt Service | |
| Deferred Charges and Statutory Expenditures | |
| Emergencies | |
| Other deferred chgs. | \$1,430.00 |
| Total | 1,430.00 |
| TOTAL—Municipal expenditures | \$126,960.00 |

| | |
|---|-------------------|
| Required Payments for Local School, County, and Special District Taxes | 119,324.38 |
|---|-------------------|

| | |
|---|---------------------|
| TOTAL EXPENDITURES AND REQUIRED PAYMENTS | \$246,284.38 |
| Reserve for uncollected taxes | \$16,920.96 |
| GRAND TOTAL—Budget | \$263,205.34 |

| | |
|--|---------------------|
| RECEIPTS AND REVENUES REALIZED IN 1952 TO MEET EXPENDITURES AND REQUIRED PAYMENTS | |
| Surplus revenue appropriated | \$48,000.00 |
| Miscellaneous revenues realized | 32,966.94 |
| State aid revenues realized | 3,279.00 |
| Delinquent taxes including | |
| Liens—1952 collections | 8,871.22 |
| Current taxes—1952 collections.. | 188,199.86 |
| Emergency borrowings | |
| TOTAL RECEIPTS AND REVENUES REALIZED | \$281,317.02 |

CAPITAL OUTLAY—1952

| | |
|--------------------------------------|-------------|
| Beaches and boardwalks | |
| Buildings and equipment | \$14,053.46 |
| Parks and playgrounds | |
| Sewers | |
| Streets, roads and bridges | 26,220.00 |
| Water supply | |
| Other | |

| | |
|----------------------------------|---------------|
| Tax rate | \$7.52 |
| Local school tax rate | 4.03 |
| County tax rate | 0.81 |
| Local purpose tax rate | 2.68 |

TAXES

| | |
|---|---------------------|
| Local school tax | \$99,274.41 |
| County taxes | 20,049.97 |
| Special district taxes | |
| Local purpose levy | \$119,324.38 |
| Total tax levy (tax duplicate) | \$187,521.34 |
| Per Capita Total Tax Levy | \$116.33 |

| | |
|--|--------------|
| Current | |
| 1952 taxes levied (total) | \$197,574.10 |
| Collected in 1952 | 188,199.86 |
| Per cent of levy collected in 1952 | 95.25 |
| Transferred to liens | 963.10 |
| Cancelled, abated or adjusted | 1,758.81 |
| Outstanding December 31, 1952 | \$6,652.33 |

| | |
|-------------------------------------|-------------|
| All Prior Years Outstanding | |
| Balance January 1, 1952 | \$10,057.26 |
| Collected in 1952 | 7,930.27 |
| Balance December 31, 1952 | \$1,900.37 |

| | |
|-------------------------------------|-------------|
| Tax Title Liens Outstanding | |
| Balance January 1, 1952 | \$13,090.85 |
| Redeemed by cash | 940.95 |
| Balance December 31, 1952 | \$6,514.69 |

| | |
|---|--------------|
| Property Acquired by Deed or Foreclosure | |
| Balance January 1, 1952 | \$111,550.00 |
| Sale for cash | 30,206.25 |
| Balance December 31, 1952 | \$96,993.75 |

CAPITAL DEBT, DECEMBER 31, 1952

| | |
|--|---------------------|
| Gross Debt | |
| School debt | \$425,000.00 |
| Self-liquidating debt | |
| Other capital debt | 58,590.00 |
| TOTAL GROSS DEBT | \$483,590.00 |
| Per Capita Gross Debt | \$300.00 |

| | |
|-----------------------------------|---------------------|
| Deductions for | |
| School debt | \$122,629.00 |
| Self-liquidating debt | |
| Other capital debt | |
| TOTAL DEDUCTIONS | 122,629.00 |
| NET DEBT | \$360,961.00 |

| | |
|--|----------------|
| Average Assessed Valuations | |
| Real Property 1950-1951-1952 | \$2,043,817.00 |
| Per Cent of Net Debt | 17.66 |

CURRENT FINANCES DECEMBER 31, 1952

| | |
|--|---------------------|
| Cash | \$130,311.84 |
| Taxes receivable | 8,552.70 |
| Tax title liens | 6,514.69 |
| Foreclosed property | 96,993.75 |
| Accounts receivable | 225.27 |
| State road aid receivable | |
| Emergencies and deferred charges | 1,000.00 |
| TOTAL ASSETS | \$243,598.25 |
| Cash liabilities | \$13,252.20 |
| Reserves | 112,286.41 |
| Surplus revenue | 118,059.64 |
| TOTAL LIABILITIES AND SURPLUS | \$243,598.25 |

HAWTHORNE BOROUGH—PASSAIC COUNTY

Population Census, 1950—14,816

Land Area 3.6 sq. mi.

Net Valuation Taxable \$20,974,518

EXPENDITURES AND REQUIRED PAYMENTS FOR 1952

| | |
|--|-----------------------|
| General Government | |
| Administrative and executive | \$43,485.75 |
| Assessment and collection of taxes | 26,616.99 |
| Finance Department | |
| Protection to Persons & Property | |
| Fire | 22,770.00 |
| Police | 69,051.88 |
| Other | |
| Streets and Roads | |
| Repairs and maintenance | 35,204.71 |
| Street lighting | 14,675.00 |
| Sanitation | |
| Street cleaning | |
| Garbage and ash removal | 35,500.00 |
| Sewers | 25,201.80 |
| Health and Charities | |
| Health service | 11,243.34 |
| Poor (including relief) | 1,271.39 |
| Hospitals (aid and maintenance) | |
| Other | |
| Recreation | |
| Benches and boardwalks | |
| Parks and playgrounds | |
| Other | 5,101.71 |
| Educational | |
| (Exclusive of school districts) .. | 7,345.00 |
| Unclassified Purposes | |
| (Including contingent) | 5,750.00 |
| SUB-TOTAL—Municipal functions.. | \$303,217.57 |
| Per Capita—Municipal functions | |
| Capital imp'ts and capital imp't fund | \$20.47 |
| Debt Service | |
| Principal payments .. | \$92,000.00 |
| Interest payments .. | 41,742.50 |
| Total | 133,742.50 |
| Per Capita Debt | |
| Service | \$9.03 |
| Deferred Charges and Statutory Expenditures | |
| Emergencies | |
| Other deferred chgs. .. | \$29,568.32 |
| Total | 29,568.32 |
| TOTAL—Municipal expenditures .. | \$514,842.72 |
| Required Payments for Local School, County, and Special District Taxes | |
| | 686,916.24 |
| TOTAL EXPENDITURES AND REQUIRED PAYMENTS | \$1,201,758.96 |
| Reserve for uncollected taxes | \$108,628.78 |
| GRAND TOTAL—Budget | \$1,310,387.74 |
| RECEIPTS AND REVENUES REALIZED IN 1952 TO MEET EXPENDITURES AND REQUIRED PAYMENTS | |
| Surplus revenue appropriated .. | \$150,000.00 |
| Miscellaneous revenues realized. | 160,681.97 |
| State aid revenues realized | 13,032.00 |
| Delinquent taxes including | |
| liens—1952 collections | 44,104.80 |
| current taxes—1952 collections .. | 954,711.41 |
| Emergency borrowings | |
| TOTAL RECEIPTS AND REVENUES REALIZED | \$1,322,530.18 |

CAPITAL OUTLAY—1952

| | |
|----------------------------------|------------|
| Beaches and boardwalks | |
| Buildings and equipment | |
| Parks and playgrounds | |
| Sewers | |
| Streets, roads and bridges | \$8,757.07 |
| Water supply | |
| Other | |

| | |
|------------------------------|--------|
| Tax rate | \$4.71 |
| Local school tax rate | 2.33 |
| County tax rate | 0.94 |
| Local purpose tax rate | 1.44 |

TAXES

| | |
|--|---------------------|
| Local school tax ... | \$487,817.40 |
| County taxes | 199,098.84 |
| Special district taxes | |
| Local purpose levy | \$686,916.24 |
| | 300,217.00 |
| Total tax levy (tax duplicate) .. | \$987,133.24 |

Per Capita Total Tax Levy \$66.63

Current

| | |
|---------------------------------------|--------------|
| 1952 taxes levied (total) | \$997,457.01 |
| Collected in 1952 | 954,711.41 |
| Per cent of levy collected in 1952 .. | 95.71 |
| Transferred to liens | 984.46 |
| Cancelled, abated or adjusted .. | 1,765.26 |
| Outstanding December 31, 1952 .. | \$39,995.88 |

All Prior Years Outstanding

| | |
|---------------------------------|-------------|
| Balance January 1, 1952 | \$51,690.12 |
| Collected in 1952 | 44,070.46 |
| Balance December 31, 1952 | \$4,654.20 |

Tax Title Liens Outstanding

| | |
|---------------------------------|-------------|
| Balance January 1, 1952 | \$12,081.92 |
| Redeemed by cash | 34.34 |
| Balance December 31, 1952 | \$12,947.33 |

Property Acquired by Deed or Foreclosure

| | |
|---------------------------------|-------------|
| Balance January 1, 1952 | \$48,140.00 |
| Sale for cash | 43,350.00 |
| Balance December 31, 1952 | \$43,515.00 |

CAPITAL DEBT, DECEMBER 31, 1952

Gross Debt

| | |
|---------------------------|----------------|
| School debt | \$1,121,000.00 |
| Self-liquidating debt. .. | 266,000.00 |
| Other capital debt .. | 763,000.00 |

TOTAL GROSS DEBT \$2,150,000.00

Per Capita Gross Debt \$145.11

Deductions for

| | |
|---------------------------|----------------|
| School debt | \$1,121,000.00 |
| Self-liquidating debt. .. | 266,000.00 |
| Other capital debt .. | |

TOTAL DEDUCTIONS 1,387,000.00

NET DEBT \$763,000.00

Average Assessed Valuations

Real Property 1950-1951-1952.. \$18,773,012.00

Per Cent of Net Debt 4.06

CURRENT FINANCES DECEMBER 31, 1952

| | |
|-------------------------------------|--------------|
| Cash | \$402,917.08 |
| Taxes receivable | 44,650.08 |
| Tax title liens | 12,947.33 |
| Foreclosed property | 43,515.00 |
| Accounts receivable | |
| State road aid receivable | 338.20 |
| Emergencies and deferred charges .. | 700.00 |

TOTAL ASSETS \$505,067.69

| | |
|------------------------|-------------|
| Cash liabilities | \$46,210.04 |
| Reserves | 101,112.41 |
| Surplus revenue | 357,745.24 |

TOTAL LIABILITIES AND SURPLUS \$505,067.69

HELMETTA BOROUGH—MIDDLESEX COUNTY

Population Census, 1950—580 Land Area 0.8 sq. mi. Net Valuation Taxable \$1,164,863

| | |
|--|--------------------|
| EXPENDITURES AND REQUIRED PAYMENTS FOR 1952 | |
| General Government | |
| Administrative and executive | \$3,060.00 |
| Assessment and collection of taxes | 850.00 |
| Finance Department | |
| Protection to Persons & Property | |
| Fire | 800.00 |
| Police | 5,900.00 |
| Other | |
| Streets and Roads | |
| Repairs and maintenance | 4,000.00 |
| Street lighting | 1,500.00 |
| Sanitation | |
| Street cleaning | |
| Garbage and ash removal | 1,280.00 |
| Sewers | |
| Health and Charities | |
| Health service | 175.00 |
| Poor (including relief) | 200.00 |
| Hospitals (aid and maintenance) | |
| Other | |
| Recreation | |
| Beaches and boardwalks | |
| Parks and playgrounds | 250.00 |
| Other | |
| Educational | |
| (Exclusive of school districts) .. | |
| Unclassified Purposes | |
| (Including contingent) | 200.00 |
| SUB-TOTAL—Municipal functions.. | \$18,215.00 |
| Per Capita—Municipal functions | \$31.41 |
| Capital imp'ts and capital imp't fund | \$4,000.00 |
| Debt Service | |
| Principal payments .. | |
| Interest payments .. | |
| Total | |
| Per Capita Debt Service | |
| Deferred Charges and Statutory Expenditures | |
| Emergencies | |
| Other deferred chgs. | \$2,188.64 |
| Total | 2,188.64 |
| TOTAL—Municipal expenditures ... | \$24,403.64 |
| Required Payments for Local School, County, and Special District Taxes | |
| | 35,647.62 |
| TOTAL EXPENDITURES AND REQUIRED PAYMENTS | \$60,051.26 |
| Reserve for uncollected taxes | \$967.16 |
| GRAND TOTAL—Budget | \$61,018.42 |
| RECEIPTS AND REVENUES REALIZED IN 1952 TO MEET EXPENDITURES AND REQUIRED PAYMENTS | |
| Surplus revenue appropriated .. | \$5,000.00 |
| Miscellaneous revenues realized .. | 7,017.37 |
| State aid revenues realized | 4,207.44 |
| Delinquent taxes including | |
| liens—1952 collections | 462.68 |
| Current taxes—1952 collections .. | 45,090.50 |
| Emergency borrowings | |
| TOTAL RECEIPTS AND REVENUES REALIZED | \$61,777.99 |

CAPITAL OUTLAY—1952

| | |
|----------------------------------|-------|
| Beaches and boardwalks | |
| Buildings and equipment | |
| Parks and playgrounds | |
| Sewers | |
| Streets, roads and bridges | |
| Water supply | |
| Other | |

| | |
|------------------------------|---------------|
| Tax rate | \$3.80 |
| Local school tax rate | 1.37 |
| County tax rate | 1.69 |
| Local purpose tax rate | 0.83 |

TAXES

| | |
|--|--------------------|
| Local school tax ... | \$15,988.24 |
| County taxes | 19,659.38 |
| Special district taxes | |
| Local purpose levy | \$35,647.62 |
| | 9,653.80 |
| Total tax levy (tax duplicate) .. | \$45,301.42 |
| Per Capita Total Tax Levy | \$78.11 |

| | |
|--|-------------|
| Current | |
| 1952 taxes levied (total) | \$45,336.92 |
| Collected in 1952 | 45,090.50 |
| Per cent of levy collected in 1952 ... | 99.45 |
| Transferred to liens | 45.71 |
| Cancelled, abated or adjusted | |
| Outstanding December 31, 1952 .. | \$200.71 |

| | |
|------------------------------------|----------|
| All Prior Years Outstanding | |
| Balance January 1, 1952 | \$578.49 |
| Collected in 1952 | 462.68 |
| Balance December 31, 1952 | \$101.12 |

| | |
|------------------------------------|------------|
| Tax Title Liens Outstanding | |
| Balance January 1, 1952 | \$958.51 |
| Redeemed by cash | |
| Balance December 31, 1952 | \$1,004.22 |

| | |
|---|-------|
| Property Acquired by Deed or Foreclosure | |
| Balance January 1, 1952 | |
| Sale for cash | |
| Balance December 31, 1952 | |

CAPITAL DEBT, DECEMBER 31, 1952

| | |
|------------------------------------|--------------|
| Gross Debt | |
| School debt | |
| Self-liquidating debt | |
| Other capital debt | |
| TOTAL GROSS DEBT | |
| Per Capita Gross Debt | |

| | |
|-------------------------------|--------------|
| Deductions for | |
| School debt | |
| Self-liquidating debt | |
| Other capital debt .. | |
| TOTAL DEDUCTIONS | |
| NET DEBT | |

| | |
|------------------------------------|--------------|
| Average Assessed Valuations | |
| Real Property 1950-1951-1952 .. | \$698,621.00 |
| Per Cent of Net Debt | |

CURRENT FINANCES DECEMBER 31, 1952

| | |
|--|--------------------|
| Cash | \$24,128.12 |
| Taxes receivable | 301.83 |
| Tax title liens | 1,004.22 |
| Foreclosed property | |
| Accounts receivable | 45.75 |
| State road aid receivable | 3,600.00 |
| Emergencies and deferred charges .. | |
| TOTAL ASSETS | \$29,079.92 |
| Cash liabilities | \$9,032.47 |
| Reserves | 1,351.80 |
| Surplus revenue | 18,695.65 |
| TOTAL LIABILITIES AND SURPLUS | \$29,079.92 |

HIGH BRIDGE BOROUGH—HUNTERDON COUNTY

Population Census, 1950—1,854

Land Area 2.4 sq. mi.

Net Valuation Taxable \$1,855,218

EXPENDITURES AND REQUIRED PAYMENTS FOR 1952

| | |
|---|------------|
| General Government | |
| Administrative and executive | \$6,830.00 |
| Assessment and collection of taxes | 1,500.00 |
| Finance Department | 150.00 |
| Protection to Persons & Property | |
| Fire | 2,225.00 |
| Police | 4,450.00 |
| Other | |
| Streets and Roads | |
| Repairs and maintenance | 14,275.55 |
| Street lighting | 3,800.00 |
| Sanitation | |
| Street cleaning | |
| Garbage and ash removal | 2,175.00 |
| Sewers | |
| Health and Charities | |
| Health service | 1,400.00 |
| Poor (including relief) | 450.00 |
| Hospitals (aid and maintenance) | |
| Other | |
| Recreation | |
| Beaches and boardwalks | |
| Parks and playgrounds | |
| Other | 500.00 |
| Educational | |
| (Exclusive of school districts) .. | 480.00 |
| Unclassified Purposes | |
| (Including contingent) | |

SUB-TOTAL—Municipal functions.. \$38,235.55

| | |
|---|----------------|
| Per Capita—Municipal functions | \$20.62 |
| Capital imp'ts and capital imp't fund | \$4,000.00 |
| Debt Service | |
| Principal payments .. | |
| Interest payments .. | |

Total
Per Capita Debt Service

| | |
|--|--------------|
| Deferred Charges and Statutory Expenditures | |
| Emergencies | |
| Other deferred chgs. | |
| Total | <u>.....</u> |

TOTAL—Municipal expenditures .. \$42,235.55

| | |
|---|------------------|
| Required Payments for Local School, County, and Special District Taxes | 94,271.53 |
|---|------------------|

TOTAL EXPENDITURES AND REQUIRED PAYMENTS **\$132,507.08**

Reserve for uncollected taxes

GRAND TOTAL—Budget **\$144,881.81**

RECEIPTS AND REVENUES REALIZED IN 1952 TO MEET EXPENDITURES AND REQUIRED PAYMENTS

| | |
|------------------------------------|------------|
| Surplus revenue appropriated .. | \$8,000.00 |
| Miscellaneous revenues realized .. | 7,884.18 |
| State aid revenues realized | 2,318.00 |
| Delinquent taxes including | |
| liens—1952 collections | 8,815.24 |
| current taxes—1952 collections .. | 115,980.71 |
| Emergency borrowings | |

TOTAL RECEIPTS AND REVENUES REALIZED **\$142,998.13**

CAPITAL OUTLAY—1952

| | |
|----------------------------------|-------|
| Beaches and boardwalks | |
| Buildings and equipment | |
| Parks and playgrounds | |
| Sewers | |
| Streets, roads and bridges | |
| Water supply | |
| Other | |

| | |
|------------------------------|---------------|
| Tax rate | \$6.79 |
| Local school tax rate | 4.08 |
| County tax rate | 1.00 |
| Local purpose tax rate | 1.71 |

TAXES

| | | |
|--|-------------|---------------------|
| Local school tax ... | \$75,725.00 | |
| County taxes | 18,546.53 | |
| Special district taxes | | |
| Local purpose levy | | \$94,271.53 |
| | | <u>31,522.28</u> |
| Total tax levy (tax duplicate) .. | | \$125,793.81 |

Per Capita Total Tax Levy **\$67.85**

| | |
|--|-------------------|
| Current | |
| 1952 taxes levied (total) | \$126,540.79 |
| Collected in 1952 | 115,980.71 |
| Per cent of levy collected in 1952 ... | 91.65 |
| Transferred to liens | |
| Cancelled, abated or adjusted | 627.25 |
| Outstanding December 31, 1952 .. | <u>\$9,932.83</u> |

| | |
|------------------------------------|----------------|
| All Prior Years Outstanding | |
| Balance January 1, 1952 | \$8,920.76 |
| Collected in 1952 | 8,815.24 |
| Balance December 31, 1952 | <u>\$44.85</u> |

| | |
|------------------------------------|--------------|
| Tax Title Liens Outstanding | |
| Balance January 1, 1952 | |
| Redeemed by cash | |
| Balance December 31, 1952 | <u>.....</u> |

| | |
|---|--------------|
| Property Acquired by Deed or Foreclosure | |
| Balance January 1, 1952 | |
| Sale for cash | |
| Balance December 31, 1952 | <u>.....</u> |

CAPITAL DEBT, DECEMBER 31, 1952

| | |
|------------------------------------|--------------------|
| Gross Debt | |
| School debt | \$80,000.00 |
| Self-liquidating debt | |
| Other capital debt .. | |
| TOTAL GROSS DEBT | \$80,000.00 |
| Per Capita Gross Debt | \$43.15 |

| | |
|-------------------------------|---------------------|
| Deductions for | |
| School debt | \$80,000.00 |
| Self-liquidating debt | |
| Other capital debt .. | |
| TOTAL DEDUCTIONS | 80,000.00 |
| NET DEBT | <u>.....</u> |

Average Assessed Valuations
Real Property 1950-1951-1952.. \$1,514,365.00
Per Cent of Net Debt

CURRENT FINANCES DECEMBER 31, 1952

| | |
|-------------------------------------|-------------|
| Cash | \$35,317.34 |
| Taxes receivable | 9,977.68 |
| Tax title liens | |
| Foreclosed property | |
| Accounts receivable | 63.00 |
| State road aid receivable | |
| Emergencies and deferred charges .. | |

TOTAL ASSETS **\$45,358.02**

| | |
|------------------------|------------|
| Cash liabilities | \$4,359.54 |
| Reserves | 10,040.28 |
| Surplus revenue | 30,958.20 |

TOTAL LIABILITIES AND SURPLUS **\$45,358.02**

HIGHLAND PARK BOROUGH—MIDDLESEX COUNTY

Population Census, 1950—9,721

Land Area 1.8 sq. mi.

Net Valuation Taxable \$10,363,868

| | |
|--|---------------------|
| EXPENDITURES AND REQUIRED PAYMENTS FOR 1952 | |
| General Government | |
| Administrative and executive | \$51,900.00 |
| Assessment and collection of taxes | 34,680.00 |
| Finance Department | |
| Protection to Persons & Property | |
| Fire | 32,600.00 |
| Police | 99,120.00 |
| Other | |
| Streets and Roads | |
| Repairs and maintenance | 24,369.60 |
| Street lighting | 16,000.00 |
| Sanitation | |
| Street cleaning | 6,953.74 |
| Garbage and ash removal | 41,976.22 |
| Sewers | 41,880.44 |
| Health and Charities | |
| Health service | 4,890.00 |
| Poor (including relief) | 1,660.00 |
| Hospitals (aid and maintenance) .. | 1,000.00 |
| Other | |
| Recreation | |
| Beaches and boardwalks | |
| Parks and playgrounds | 9,805.00 |
| Other | |
| Educational | |
| (Exclusive of school districts) .. | 9,100.00 |
| Unclassified Purposes | |
| (Including contingent) | 5,450.00 |
| SUB-TOTAL—Municipal functions.. | \$381,385.00 |

| | |
|---|------------------|
| Per Capita—Municipal functions | \$39.23 |
| Capital imp'ts and capital imp't fund | \$20,350.00 |
| Debt Service | |
| Principal payments .. | \$18,500.00 |
| Interest payments .. | 8,074.48 |
| Total | 26,574.48 |

| | |
|--|---------------------|
| Per Capita Debt Service | \$2.73 |
| Deferred Charges and Statutory Expenditures | |
| Emergencies | |
| Other deferred chgs. | |
| Total | |
| TOTAL—Municipal expenditures .. | \$428,309.48 |

| | |
|---|-------------------|
| Required Payments for Local School, County, and Special District Taxes | 584,198.08 |
|---|-------------------|

| | |
|---|-----------------------|
| TOTAL EXPENDITURES AND REQUIRED PAYMENTS | \$1,012,507.56 |
| Reserve for uncollected taxes | \$70,839.00 |
| GRAND TOTAL—Budget | \$1,083,346.56 |

| | |
|--|-----------------------|
| RECEIPTS AND REVENUES REALIZED IN 1952 TO MEET EXPENDITURES AND REQUIRED PAYMENTS | |
| Surplus revenue appropriated .. | \$135,000.00 |
| Miscellaneous revenues realized .. | 102,479.08 |
| State aid revenues realized | 5,993.00 |
| Delinquent taxes including | |
| Hens—1952 collections | 36,779.02 |
| Current taxes—1952 collections .. | 804,271.85 |
| Emergency borrowings | |
| TOTAL RECEIPTS AND REVENUES REALIZED | \$1,084,522.95 |

CAPITAL OUTLAY—1952

| | |
|----------------------------------|-------------|
| Beaches and boardwalks | |
| Buildings and equipment | \$14,003.58 |
| Parks and playgrounds | |
| Sewers | 8,783.13 |
| Streets, roads and bridges | 71,426.55 |
| Water supply | 111,303.60 |
| Other | |

| | |
|------------------------------|---------------|
| Tax rate | \$7.91 |
| Local school tax rate | 3.97 |
| County tax rate | 1.67 |
| Local purpose tax rate | 2.27 |

TAXES

| | | |
|--|---------------------|---------------------|
| Local school tax ... | \$411,448.78 | |
| County taxes | 172,749.30 | |
| Special district taxes | | |
| Local purpose levy | 237,000.00 | \$584,198.08 |
| Total tax levy (tax duplicate) .. | \$821,198.08 | |
| Per Capita Total Tax Levy | \$84.48 | |

| | |
|--|--------------|
| Current | |
| 1952 taxes levied (total) | \$847,800.80 |
| Collected in 1952 | 804,271.85 |
| Per cent of levy collected in 1952 ... | 94.86 |
| Transferred to liens | 4,280.01 |
| Cancelled, abated or adjusted .. | 3,663.70 |
| Outstanding December 31, 1952 .. | \$35,575.24 |

| | |
|------------------------------------|-------------|
| All Prior Years Outstanding | |
| Balance January 1, 1952 | \$37,661.52 |
| Collected in 1952 | 31,341.91 |
| Balance December 31, 1952 | \$5,129.36 |

| | |
|------------------------------------|-------------|
| Tax Title Liens Outstanding | |
| Balance January 1, 1952 | \$64,358.23 |
| Redeemed by cash | 5,437.11 |
| Balance December 31, 1952 | \$63,063.60 |

| | |
|---|--------------|
| Property Acquired by Deed or Foreclosure | |
| Balance January 1, 1952 | \$130,986.07 |
| Sale for cash | 24,692.61 |
| Balance December 31, 1952 | \$117,205.00 |

CAPITAL DEBT, DECEMBER 31, 1952

| | |
|------------------------------------|-----------------------|
| Gross Debt | |
| School debt | \$722,000.00 |
| Self-liquidating debt .. | 242,500.00 |
| Other capital debt .. | 502,000.00 |
| TOTAL GROSS DEBT | \$1,466,500.00 |
| Per Capita Gross Debt | \$150.86 |

| | |
|-------------------------------|---------------------|
| Deductions for | |
| School debt | \$722,000.00 |
| Self-liquidating debt .. | 129,885.00 |
| Other capital debt .. | 86,895.00 |
| TOTAL DEDUCTIONS | 938,780.00 |
| NET DEBT | \$527,720.00 |

| | |
|------------------------------------|----------------|
| Average Assessed Valuations | |
| Real Property 1950-1951-1952 .. | \$9,593,206.00 |
| Per Cent of Net Debt | 5.50 |

CURRENT FINANCES DECEMBER 31, 1952

| | |
|-------------------------------------|---------------------|
| Cash | \$274,885.85 |
| Taxes receivable | 40,704.60 |
| Tax title liens | 63,063.60 |
| Foreclosed property | 117,205.00 |
| Accounts receivable | 240.31 |
| State road aid receivable | 6,405.12 |
| Emergencies and deferred charges .. | |
| TOTAL ASSETS | \$502,504.48 |
| Cash liabilities | \$59,683.04 |
| Reserves | 221,213.51 |
| Surplus revenue | 221,607.93 |

| | |
|--|---------------------|
| TOTAL LIABILITIES AND SURPLUS | \$502,504.48 |
|--|---------------------|

HIGHLANDS BOROUGH—MONMOUTH COUNTY

Population Census, 1950—2,959

Land Area 1.1 sq. mi.

Net Valuation Taxable \$2,122,550

EXPENDITURES AND REQUIRED PAYMENTS FOR 1952

| | |
|---|--------------------|
| General Government | |
| Administrative and executive | \$14,200.00 |
| Assessment and collection of taxes | 5,852.20 |
| Finance Department | |
| Protection to Persons & Property | |
| Fire | 4,475.00 |
| Police | 20,730.49 |
| Other | |
| Streets and Roads | |
| Repairs and maintenance | 19,828.88 |
| Street lighting | 5,615.52 |
| Sanitation | |
| Street cleaning | |
| Garbage and ash removal | 14,831.30 |
| Sewers | |
| Health and Charities | |
| Health service | 1,625.00 |
| Poor (including relief) | 1,870.00 |
| Hospitals (aid and maintenance) .. | |
| Other | |
| Recreation | |
| Beaches and boardwalks | 1,096.12 |
| Parks and playgrounds | 700.00 |
| Other | |
| Educational | |
| (Exclusive of school districts) .. | 300.00 |
| Unclassified Purposes | |
| (Including contingent) | 2,233.01 |
| SUB-TOTAL—Municipal functions.. | \$93,357.52 |

| | |
|---|----------------|
| Per Capita—Municipal functions | \$31.55 |
| Capital imp'ts and capital imp't fund | \$1,000.00 |
| Debt Service | |
| Principal payments .. | \$23,500.00 |
| Interest payments .. | 13,815.00 |

| | |
|--------------------------------------|----------------|
| Total | 37,315.00 |
| Per Capita Debt Service | \$12.61 |

| | |
|--|---------------------|
| Deferred Charges and Statutory Expenditures | |
| Emergencies | \$1,325.00 |
| Other deferred chgs. | 4,179.87 |
| Total | 5,504.87 |
| TOTAL—Municipal expenditures .. | \$137,177.39 |

| | |
|---|-------------------|
| Required Payments for Local School, County, and Special District Taxes | 114,816.26 |
|---|-------------------|

TOTAL EXPENDITURES AND REQUIRED PAYMENTS \$251,993.65

| | |
|-------------------------------------|---------------------|
| Reserve for uncollected taxes | \$47,998.14 |
| GRAND TOTAL—Budget | \$299,991.79 |

RECEIPTS AND REVENUES REALIZED IN 1952 TO MEET EXPENDITURES AND REQUIRED PAYMENTS

| | |
|---|---------------------|
| Surplus revenue appropriated .. | \$10,000.00 |
| Miscellaneous revenues realized .. | 38,805.23 |
| State aid revenues realized | 3,407.00 |
| Delinquent taxes including | |
| liens—1952 collections | 40,563.16 |
| current taxes—1952 collections .. | 187,674.57 |
| Emergency borrowings | |
| TOTAL RECEIPTS AND REVENUES REALIZED | \$280,449.06 |

CAPITAL OUTLAY—1952

| | |
|----------------------------------|--|
| Beaches and boardwalks | |
| Buildings and equipment | |
| Parks and playgrounds | |
| Sewers | |
| Streets, roads and bridges | |
| Water supply | |
| Other | |

| | |
|------------------------------|----------------|
| Tax rate | \$10.40 |
| Local school tax rate | 3.82 |
| County tax rate | 1.59 |
| Local purpose tax rate | 4.99 |

TAXES

| | | |
|--|-------------|---------------------|
| Local school tax ... | \$80,990.01 | |
| County taxes | 33,826.25 | |
| Special district taxes | | |
| Local purpose levy | | \$114,816.26 |
| | | 105,747.53 |
| Total tax levy (tax duplicate) .. | | \$220,563.79 |

| | |
|--|----------------|
| Per Capita Total Tax Levy | \$74.54 |
|--|----------------|

Current

| | |
|--|--------------|
| 1952 taxes levied (total) | \$221,823.74 |
| Collected in 1952 | 187,674.57 |
| Per cent of levy collected in 1952 ... | 84.60 |
| Transferred to liens | 790.35 |
| Cancelled, abated or adjusted | 2,412.98 |
| Outstanding December 31, 1952 .. | \$30,945.84 |

All Prior Years Outstanding

| | |
|---------------------------------|-------------|
| Balance January 1, 1952 | \$43,307.44 |
| Collected in 1952 | 40,352.11 |
| Balance December 31, 1952 | \$2,400.59 |

Tax Title Liens Outstanding

| | |
|---------------------------------|------------|
| Balance January 1, 1952 | \$7,664.87 |
| Redeemed by cash | 211.05 |
| Balance December 31, 1952 | \$8,372.02 |

Property Acquired by Deed or Foreclosure

| | |
|---------------------------------|------------|
| Balance January 1, 1952 | \$1,870.00 |
| Sale for cash | 20.00 |
| Balance December 31, 1952 | \$1,870.00 |

CAPITAL DEBT, DECEMBER 31, 1952
Gross Debt

| | |
|------------------------------------|---------------------|
| School debt | \$84,000.00 |
| Self-liquidating debt. | 111,000.00 |
| Other capital debt .. | 473,150.00 |
| TOTAL GROSS DEBT | \$668,150.00 |
| Per Capita Gross Debt | \$225.80 |

Deductions for

| | |
|-------------------------------|---------------------|
| School debt | \$84,000.00 |
| Self-liquidating debt. | 111,000.00 |
| Other capital debt .. | |
| TOTAL DEDUCTIONS | 195,000.00 |
| NET DEBT | \$473,150.00 |

Average Assessed Valuations

| | |
|--------------------------------|----------------|
| Real Property 1950-1951-1952.. | \$2,094,588.00 |
| Per Cent of Net Debt | 22.58 |

CURRENT FINANCES DECEMBER 31, 1952

| | |
|-------------------------------------|---------------------|
| Cash | \$109,600.49 |
| Taxes receivable | 33,346.43 |
| Tax title liens | 8,372.02 |
| Foreclosed property | 1,870.00 |
| Accounts receivable | 3,275.68 |
| State road aid receivable | |
| Emergencies and deferred charges .. | 2,500.00 |
| TOTAL ASSETS | \$158,964.62 |

| | |
|------------------------|-------------|
| Cash liabilities | \$59,144.21 |
| Reserves | 46,864.13 |
| Surplus revenue | 52,956.28 |

TOTAL LIABILITIES AND SURPLUS

| | |
|--|---------------------|
| TOTAL LIABILITIES AND SURPLUS | \$158,964.62 |
|--|---------------------|

HIGHTSTOWN BOROUGH—MERCER COUNTY

Population Census, 1950—3,712

Land Area 1.23 sq. mi.

Net Valuation Taxable \$3,787,266

| | |
|--|---------------------|
| EXPENDITURES AND REQUIRED PAYMENTS FOR 1952 | |
| General Government | |
| Administrative and executive | \$18,051.20 |
| Assessment and collection of taxes | 2,809.14 |
| Finance Department | 1,100.00 |
| Protection to Persons & Property | |
| Fire | 7,400.00 |
| Police | 24,041.85 |
| Other | |
| Streets and Roads | |
| Repairs and maintenance | 14,332.22 |
| Street lighting | 5,453.00 |
| Sanitation | |
| Street cleaning | |
| Garbage and ash removal | 20,000.00 |
| Sewers | |
| Health and Charities | |
| Health service | 1,097.00 |
| Poor (including relief) | 2,279.98 |
| Hospitals (aid and maintenance) | |
| Other | |
| Recreation | |
| Beaches and boardwalks | |
| Parks and playgrounds | 1,875.00 |
| Other | |
| Educational | |
| (Exclusive of school districts) | 2,000.00 |
| Unclassified Purposes | |
| (Including contingent) | 1,600.00 |
| SUB-TOTAL—Municipal functions.. | \$102,039.39 |
| Per Capita—Municipal functions | |
| Capital imp'ts and capital imp't fund | \$27.49 |
| Debt Service | |
| Principal payments | \$4,307.20 |
| Interest payments | 524.52 |
| Total | 4,831.72 |
| Per Capita Debt Service | |
| | \$1.30 |
| Deferred Charges and Statutory Expenditures | |
| Emergencies | |
| Other deferred chgs. | 2,199.19 |
| Total | 2,199.19 |
| TOTAL—Municipal expenditures | \$116,903.63 |
| Required Payments for Local School, County, and Special District Taxes | |
| | 182,792.88 |
| TOTAL EXPENDITURES AND REQUIRED PAYMENTS | \$299,696.51 |
| Reserve for uncollected taxes | \$46,775.61 |
| GRAND TOTAL—Budget | \$346,472.12 |
| RECEIPTS AND REVENUES REALIZED IN 1952 TO MEET EXPENDITURES AND REQUIRED PAYMENTS | |
| Surplus revenue appropriated | \$34,280.97 |
| Miscellaneous revenues realized | 40,501.46 |
| State aid revenues realized | 8,519.00 |
| Delinquent taxes including liens—1952 collections | 25,550.94 |
| Current taxes—1952 collections | 221,126.10 |
| Emergency borrowings | |
| TOTAL RECEIPTS AND REVENUES REALIZED | \$329,978.47 |
| CAPITAL OUTLAY—1952 | |
| Beaches and boardwalks | |
| Buildings and equipment | \$3,500.00 |
| Parks and playgrounds | |
| Sewers | 8,964.80 |
| Streets, roads and bridges | |
| Water supply | 6,472.86 |
| Other | |

| | |
|---|---------------------|
| Tax rate | \$6.43 |
| Local school tax rate | 3.67 |
| County tax rate | 1.15 |
| Local purpose tax rate | 1.61 |
| TAXES | |
| Local school tax | 139,179.36 |
| County taxes | 43,613.52 |
| Special district taxes | |
| Local purpose levy | \$182,792.88 |
| Total tax levy (tax duplicate) | \$246,256.19 |
| Per Capita Total Tax Levy | \$66.34 |
| Current | |
| 1952 taxes levied (total) | \$248,432.91 |
| Collected in 1952 | 221,126.10 |
| Per cent of levy collected in 1952 | 89.00 |
| Transferred to liens | 3.86 |
| Cancelled, abated or adjusted | |
| Outstanding December 31, 1952 | \$27,302.95 |
| All Prior Years Outstanding | |
| Balance January 1, 1952 | \$27,729.34 |
| Collected in 1952 | 25,550.94 |
| Balance December 31, 1952 | \$3,882.65 |
| Tax Title Liens Outstanding | |
| Balance January 1, 1952 | \$262.87 |
| Relembred by cash | |
| Balance December 31, 1952 | \$314.49 |
| Property Acquired by Deed or Foreclosure | |
| Balance January 1, 1952 | |
| Sale for cash | |
| Balance December 31, 1952 | |
| CAPITAL DEBT, DECEMBER 31, 1952 | |
| Gross Debt | |
| School debt | \$187,937.00 |
| Self-liquidating debt | 107,333.00 |
| Other capital debt | 49,167.00 |
| TOTAL GROSS DEBT | \$344,437.00 |
| Per Capita Gross Debt | \$92.79 |
| Deductions for | |
| School debt | \$187,937.00 |
| Self-liquidating debt | 64,534.00 |
| Other capital debt | |
| TOTAL DEDUCTIONS | 252,471.00 |
| NET DEBT | \$91,966.00 |
| Average Assessed Valuations | |
| Real Property 1950-1951-1952 | \$3,233,938.00 |
| Per Cent of Net Debt | 2.84 |
| CURRENT FINANCES DECEMBER 31, 1952 | |
| Cash | \$46,167.11 |
| Taxes receivable | 29,433.59 |
| Tax title liens | 314.49 |
| Foreclosed property | |
| Accounts receivable | 3,450.58 |
| State road aid receivable | 18,198.52 |
| Emergencies and deferred charges | |
| TOTAL ASSETS | \$97,564.29 |
| Cash liabilities | \$30,396.50 |
| Reserves | 33,198.66 |
| Surplus revenue | 33,969.13 |
| TOTAL LIABILITIES AND SURPLUS | \$97,564.29 |

HILLSBOROUGH TOWNSHIP—SOMERSET COUNTY

Population Census, 1950—3,875

Land Area 54.7 sq. mi.

Net Valuation Taxable \$4,275,054

EXPENDITURES AND REQUIRED PAYMENTS FOR 1952

| | |
|---|--------------------|
| General Government | |
| Administrative and executive . . . | \$12,400.00 |
| Assessment and collection of taxes | 8,100.00 |
| Finance Department | 760.00 |
| Protection to Persons & Property | |
| Fire | 2,600.00 |
| Police | 1,825.00 |
| Other | |
| Streets and Roads | |
| Repairs and maintenance | 48,000.00 |
| Street lighting | 1,000.00 |
| Sanitation | |
| Street clearing | |
| Garbage and ash removal | |
| Sewers | |
| Health and Charities | |
| Health service | 1,675.00 |
| Poor (including relief) | 1,670.00 |
| Hospitals (aid and maintenance) | 250.00 |
| Other | |
| Recreation | |
| Beaches and boardwalks | |
| Parks and playgrounds | |
| Other | |
| Educational | |
| (Exclusive of school districts) | |
| Unclassified Purposes | |
| (Including contingents) | 2,250.00 |
| SUB-TOTAL—Municipal functions.. | \$80,530.00 |

| | |
|---|----------------|
| Per Capita—Municipal functions | \$20.78 |
| Capital imp'ts and capital imp't fund | \$30,500.00 |
| Debt Service | |
| Principal payments | |
| Interest payments | |

| | |
|---|---------|
| Total | |
| Per Capita Debt Service | |
| Deferred Charges and Statutory Expenditures | |
| Emergencies | |
| Other deferred chgs. | \$24.85 |
| Total | 24.85 |

TOTAL—Municipal expenditures \$111,054.85

| | |
|--|------------|
| Required Payments for Local School, County, and Special District Taxes | 199,519.56 |
|--|------------|

TOTAL EXPENDITURES AND REQUIRED PAYMENTS \$310,574.41

Reserve for uncollected taxes \$49,574.65

GRAND TOTAL—Budget \$360,149.06
RECEIPTS AND REVENUES REALIZED IN 1952 TO MEET EXPENDITURES AND REQUIRED PAYMENTS

| | |
|---|-------------|
| Surplus revenue appropriated | \$40,000.00 |
| Miscellaneous revenues realized | 50,167.96 |
| State aid revenues realized | 13,129.00 |
| Delinquent taxes including | |
| Liens—1952 collections | 28,977.90 |
| Current taxes—1952 collections.. | 218,730.64 |
| Emergency borrowings | |

TOTAL RECEIPTS AND REVENUES REALIZED \$351,005.50
CAPITAL OUTLAY—1952

| | |
|--------------------------------------|-------|
| Beaches and boardwalks | |
| Buildings and equipment | |
| Parks and playgrounds | |
| Sewers | |
| Streets, roads and bridges | |
| Water supply | |
| Other | |

| | |
|----------------------------------|--------|
| Tax rate | \$5.84 |
| Local school tax rate | 3.72 |
| County tax rate | 0.94 |
| Local purpose tax rate | 1.18 |

TAXES

| | |
|--|---------------------|
| Local school tax | \$159,188.45 |
| County taxes | 40,331.11 |
| Special district taxes | |
| Local purpose levy | 49,574.65 |
| Total tax levy (tax duplicate) .. | \$249,094.21 |

Per Capita Total Tax Levy \$64.28

| | |
|--|--------------|
| Current | |
| 1952 taxes levied (total) | \$249,248.63 |
| Collected in 1952 | 218,730.64 |
| Per cent of levy collected in 1952 | 87.75 |
| Transferred to liens | 8,000.00 |
| Cancelled, abated or adjusted | |
| Outstanding December 31, 1952 .. | \$22,517.99 |

| | |
|-------------------------------------|-------------|
| All Prior Years Outstanding | |
| Balance January 1, 1952 | \$29,014.27 |
| Collected in 1952 | 26,143.12 |
| Balance December 31, 1952 | \$1,495.99 |

| | |
|-------------------------------------|--------------|
| Tax Title Liens Outstanding | |
| Balance January 1, 1952 | \$97,092.05 |
| Redeemed by cash | 2,834.78 |
| Balance December 31, 1952 | \$103,594.07 |

| | |
|---|-------------|
| Property Acquired by Deed or Foreclosure | |
| Balance January 1, 1952 | \$46,685.00 |
| Sale for cash | 1,500.00 |
| Balance December 31, 1952 | \$45,185.00 |

CAPITAL DEBT, DECEMBER 31, 1952

| | |
|--------------------------------|--------------|
| Gross Debt | |
| School debt | \$289,000.00 |
| Self-liquidating debt. | |
| Other capital debt | |

TOTAL GROSS DEBT \$289,000.00
Per Capita Gross Debt \$74.58

| | |
|--------------------------------|--------------|
| Deductions for | |
| School debt | \$210,187.00 |
| Self-liquidating debt. | |
| Other capital debt | |

TOTAL DEDUCTIONS 210,187.00
NET DEBT \$78,813.00

| | |
|--|----------------|
| Average Assessed Valuations | |
| Real Property 1950-1951-1952 | \$3,503,120.00 |
| Per Cent of Net Debt | 2.24 |

CURRENT FINANCES DECEMBER 31, 1952

| | |
|-------------------------------------|---------------------|
| Cash | \$206,771.11 |
| Taxes receivable | 24,013.98 |
| Tax title liens | 103,594.07 |
| Foreclosed property | 45,185.00 |
| Accounts receivable | 159.49 |
| State road aid receivable | |
| Emergencies and deferred charges .. | 3,500.00 |
| TOTAL ASSETS | \$383,223.65 |

| | |
|----------------------------|-------------|
| Cash liabilities | \$15,685.26 |
| Reserves | 172,952.54 |
| Surplus revenue | 194,585.85 |

TOTAL LIABILITIES AND SURPLUS \$383,223.65

HILLSDALE BOROUGH—BERGEN COUNTY

Population Census, 1950—4,127

Land Area 2.9 sq. mi.

Net Valuation Taxable \$5,776,520

| | |
|--|---------------------|
| EXPENDITURES AND REQUIRED PAYMENTS FOR 1952 | |
| General Government | |
| Administrative and executive | \$24,175.00 |
| Assessment and collection of taxes | 12,400.00 |
| Finance Department | |
| Protection to Persons & Property | |
| Fire | 18,450.00 |
| Police | 27,650.00 |
| Other | |
| Streets and Roads | |
| Repairs and maintenance | 30,025.00 |
| Street lighting | 8,900.00 |
| Sanitation | |
| Street cleaning | |
| Garbage and ash removal | 19,400.00 |
| Sewers | |
| Health and Charities | |
| Health service | 6,500.00 |
| Poor (including relief) | 2,650.00 |
| Hospitals (aid and maintenance) | |
| Other | |
| Recreation | |
| Beaches and boardwalks | |
| Parks and playgrounds | 3,130.00 |
| Other | |
| Educational | |
| (Exclusive of school districts) .. | 8,095.00 |
| Unclassified Purposes | |
| (Including contingent) | 6,200.00 |
| SUB-TOTAL—Municipal functions.. | \$167,575.00 |

| | |
|---|-----------------|
| Per Capita—Municipal functions | \$40.60 |
| Capital imp'ts and capital imp't fund | \$20,000.00 |
| Debt Service | |
| Principal payments .. | |
| Interest payments .. | \$1,920.00 |
| Total | 1,920.00 |

| | |
|--|---------------------|
| Per Capita Debt Service | \$0.47 |
| Deferred Charges and Statutory Expenditures | |
| Emergencies | \$35,000.00 |
| Other deferred chgs. | |
| Total | 35,000.00 |
| TOTAL—Municipal expenditures .. | \$224,495.00 |

| | |
|---|-------------------|
| Required Payments for Local School, County, and Special District Taxes | 255,906.82 |
|---|-------------------|

| | |
|---|---------------------|
| TOTAL EXPENDITURES AND REQUIRED PAYMENTS | \$480,401.82 |
| Reserve for uncollected taxes | \$42,632.80 |
| GRAND TOTAL—Budget | \$523,034.62 |

| | |
|--|---------------------|
| RECEIPTS AND REVENUES REALIZED IN 1952 TO MEET EXPENDITURES AND REQUIRED PAYMENTS | |
| Surplus revenue appropriated .. | \$35,000.00 |
| Miscellaneous revenues realized .. | 52,483.18 |
| State aid revenues realized | 4,266.00 |
| Delinquent taxes including | |
| liens—1952 collections | 17,520.97 |
| Current taxes—1952 collections.. | 408,859.66 |
| Emergency borrowings | |
| TOTAL RECEIPTS AND REVENUES REALIZED | \$518,129.81 |

| | |
|----------------------------------|------------|
| CAPITAL OUTLAY—1952 | |
| Beaches and boardwalks | |
| Buildings and equipment | \$1,659.86 |
| Parks and playgrounds | |
| Sewers | |
| Streets, roads and bridges | |
| Water supply | |
| Other | |

| | |
|--|---------------------|
| Tax rate | \$7.37 |
| Local school tax rate | 3.62 |
| County tax rate | 0.81 |
| Local purpose tax rate | 2.94 |
| TAXES | |
| Local school tax ... | \$209,062.22 |
| County taxes | 46,844.60 |
| Special district taxes | |
| Local purpose levy | \$255,906.82 |
| | 171,061.80 |
| Total tax levy (tax duplicate) .. | \$426,968.62 |
| Per Capita Total Tax Levy | \$103.46 |

| | |
|--|--------------|
| Current | |
| 1952 taxes levied (total) | \$437,828.39 |
| Collected in 1952 | 408,859.66 |
| Per cent of levy collected in 1952 ... | 93.38 |
| Transferred to liens | 3,455.25 |
| Cancelled, abated or adjusted | 1,872.75 |
| Outstanding December 31, 1952 .. | \$23,640.73 |

| | |
|------------------------------------|-------------|
| All Prior Years Outstanding | |
| Balance January 1, 1952 | \$22,300.30 |
| Collected in 1952 | 15,619.82 |
| Balance December 31, 1952 | \$6,361.10 |

| | |
|------------------------------------|-------------|
| Tax Title Liens Outstanding | |
| Balance January 1, 1952 | \$51,728.92 |
| Redeemed by cash | 1,901.15 |
| Balance December 31, 1952 | \$53,178.19 |

| | |
|---|-------------|
| Property Acquired by Deed or Foreclosure | |
| Balance January 1, 1952 | \$20,642.50 |
| Sale for cash | 4,520.00 |
| Balance December 31, 1952 | \$18,300.00 |

| | |
|--|---------------------|
| CAPITAL DEBT, DECEMBER 31, 1952 | |
| Gross Debt | |
| School debt | \$497,555.00 |
| Self-liquidating debt. | |
| Other capital debt .. | 104,500.00 |
| TOTAL GROSS DEBT | \$602,055.00 |
| Per Capita Gross Debt | \$145.88 |

| | |
|-------------------------------|---------------------|
| Deductions for | |
| School debt | \$290,517.00 |
| Self-liquidating debt. | |
| Other capital debt .. | |
| TOTAL DEDUCTIONS | 290,517.00 |
| NET DEBT | \$311,538.00 |

| | |
|------------------------------------|----------------|
| Average Assessed Valuations | |
| Real Property 1950-1951-1952.. | \$4,482,693.00 |
| Per Cent of Net Debt | 6.94 |

| | |
|--|---------------------|
| CURRENT FINANCES DECEMBER 31, 1952 | |
| Cash | \$130,682.85 |
| Taxes receivable | 30,001.83 |
| Tax title liens | 53,178.19 |
| Foreclosed property | 18,300.00 |
| Accounts receivable | 346.33 |
| State road aid receivable | |
| Emergencies and deferred charges .. | |
| TOTAL ASSETS | \$232,509.20 |
| Cash liabilities | \$22,440.16 |
| Reserves | 101,826.35 |
| Surplus revenue | 108,242.69 |
| TOTAL LIABILITIES AND SURPLUS | \$232,509.20 |

HILLSIDE TOWNSHIP—UNION COUNTY

Population Census, 1950—21,007

Land Area 2.7 sq. mi.

Net Valuation Taxable \$38,080,035

| | |
|--|---------------------|
| EXPENDITURES AND REQUIRED PAYMENTS FOR 1952 | |
| General Government | |
| Administrative and executive . . . | \$74,955.00 |
| Assessment and collection of taxes | 40,361.00 |
| Finance Department | 4,520.00 |
| Protection to Persons & Property | |
| Fire | 200,340.00 |
| Police | 234,979.25 |
| Other | 22,000.00 |
| Streets and Roads | |
| Repairs and maintenance | 85,950.00 |
| Street lighting | 27,000.00 |
| Sanitation | |
| Street cleaning | 65,000.00 |
| Garbage and ash removal | 65,000.00 |
| Sewers | 40,892.00 |
| Health and Charities | |
| Health service | 22,025.00 |
| Poor (including relief) | 4,980.00 |
| Hospitals (aid and maintenance) | 4,980.00 |
| Other | 4,980.00 |
| Recreation | |
| Beaches and boardwalks | 21,043.75 |
| Parks and playgrounds | 21,043.75 |
| Other | 21,043.75 |
| Educational | |
| (Exclusive of school districts) | 19,000.00 |
| Unclassified Purposes | |
| (Including contingent) | 26,643.00 |
| SUB-TOTAL—Municipal functions | |
| | \$889,689.00 |

| | |
|--|-----------------------|
| Per Capita—Municipal functions | \$42.35 |
| Capital imp'ts and capital imp't fund | \$50,000.00 |
| Debt Service | |
| Principal payments | \$204,997.29 |
| Interest payments | 41,685.00 |
| Total | 246,682.29 |
| Per Capita Debt Service | |
| | \$11.74 |
| Deferred Charges and Statutory Expenditures | |
| Emergencies | 54,145.16 |
| Other deferred chgs. | 54,145.16 |
| Total | 54,145.16 |
| TOTAL—Municipal expenditures | \$1,240,516.45 |

| | |
|---|-----------------------|
| Required Payments for Local School, County, and Special District Taxes | 1,279,880.17 |
| TOTAL EXPENDITURES AND REQUIRED PAYMENTS | \$2,520,396.62 |
| Reserve for uncollected taxes | \$214,386.11 |
| GRAND TOTAL—Budget | \$2,734,782.73 |

| | |
|--|-----------------------|
| RECEIPTS AND REVENUES REALIZED IN 1952 TO MEET EXPENDITURES AND REQUIRED PAYMENTS | |
| Surplus revenue appropriated | \$340,000.00 |
| Miscellaneous revenues realized | 185,883.01 |
| State aid revenues realized | 14,809.39 |
| Delinquent taxes including | |
| liens—1952 collections | 100,812.26 |
| current taxes—1952 collections | 2,085,591.53 |
| Emergency borrowings | 2,727,096.19 |
| TOTAL RECEIPTS AND REVENUES REALIZED | \$2,727,096.19 |

| | |
|--------------------------------------|-------------|
| CAPITAL OUTLAY—1952 | |
| Beaches and boardwalks | 21,043.75 |
| Buildings and equipment | \$54,114.66 |
| Parks and playgrounds | 21,043.75 |
| Sewers | 2,521.68 |
| Streets, roads and bridges | 53,647.23 |
| Water supply | 568.42 |
| Other | 568.42 |

| | |
|---|-----------------------|
| Tax rate | \$5.62 |
| Local school tax rate | 2.52 |
| County tax rate | 0.84 |
| Local purpose tax rate | 2.26 |
| TAXES | |
| Local school tax | \$958,585.46 |
| County taxes | 321,294.71 |
| Special district taxes | 862,475.66 |
| Local purpose levy | \$1,279,880.17 |
| Total tax levy (tax duplicate) | \$2,142,355.83 |
| Per Capita Total Tax Levy | |
| | \$101.98 |
| Current | |
| 1952 taxes levied (total) | \$2,162,855.07 |
| Collected in 1952 | 2,085,591.53 |
| Per cent of levy collected in 1952 | 96.42 |
| Transferred to liens | 3,833.70 |
| Cancelled, abated or adjusted | 2,727.93 |
| Outstanding December 31, 1952 | \$70,701.91 |
| All Prior Years Outstanding | |
| Balance January 1, 1952 | \$100,107.15 |
| Collected in 1952 | 65,452.51 |
| Balance December 31, 1952 | \$39,166.64 |
| Tax Title Liens Outstanding | |
| Balance January 1, 1952 | \$75,396.31 |
| Redeemed by cash | 8,449.44 |
| Balance December 31, 1952 | \$11,667.86 |
| Property Acquired by Deed or Foreclosure | |
| Balance January 1, 1952 | \$166,987.56 |
| Sale for cash | 51,572.87 |
| Balance December 31, 1952 | \$194,748.56 |

| | |
|--|-----------------------|
| CAPITAL DEBT, DECEMBER 31, 1952 | |
| Gross Debt | |
| School debt | \$1,497,900.00 |
| Self-liquidating debt | 940,239.00 |
| Other capital debt | 940,239.00 |
| TOTAL GROSS DEBT | \$2,438,139.00 |
| Per Capita Gross Debt | |
| | \$116.06 |
| Deductions for | |
| School debt | \$1,497,900.00 |
| Self-liquidating debt | 50,534.00 |
| Other capital debt | 50,534.00 |
| TOTAL DEDUCTIONS | 1,548,434.00 |
| NET DEBT | \$889,705.00 |

| | |
|--|-----------------|
| Average Assessed Valuations | |
| Real Property 1950-1951-1952 | \$30,987,000.00 |
| Per Cent of Net Debt | 2.87 |

| | |
|--|---------------------|
| CURRENT FINANCES DECEMBER 31, 1952 | |
| Cash | \$354,177.58 |
| Taxes receivable | 109,868.55 |
| Tax title liens | 11,667.86 |
| Foreclosed property | 194,748.56 |
| Accounts receivable | 116.66 |
| State road aid receivable | 1,500.00 |
| Emergencies and deferred charges | 1,500.00 |
| TOTAL ASSETS | \$672,079.21 |
| Cash liabilities | \$97,365.74 |
| Reserves | 316,401.63 |
| Surplus revenue | 258,311.84 |
| TOTAL LIABILITIES AND SURPLUS | \$672,079.21 |

HI-NELLA BOROUGH—CAMDEN COUNTY

Population Census, 1950—237 Land Area 0.22 sq. mi. Net Valuation Taxable \$283,485

| | |
|--|--------------------|
| EXPENDITURES AND RE-REQUIRED PAYMENTS FOR 1952 | |
| General Government | |
| Administrative and executive | \$1,574.55 |
| Assessment and collection of taxes | 348.60 |
| Finance Department | |
| Protection to Persons & Property | |
| Fire | 501.85 |
| Police | 150.00 |
| Other | |
| Streets and Roads | |
| Repairs and maintenance | 1,917.94 |
| Street lighting | 402.06 |
| Sanitation | |
| Street cleaning | |
| Garbage and ash removal | 400.00 |
| Sewers | |
| Health and Charities | |
| Health service | 25.00 |
| Poor (including relief) | |
| Hospitals (aid and maintenance) .. | |
| Other | |
| Recreation | |
| Beaches and boardwalks | |
| Parks and playgrounds | 15.00 |
| Other | |
| Educational | |
| (Exclusive of school districts) .. | |
| Unclassified Purposes | |
| (Including contingent) | 250.00 |
| SUB-TOTAL—Municipal functions.. | \$5,585.00 |
| Per Capita—Municipal functions | |
| Capital imp'ts and capital imp't fund | \$23.57 |
| Debt Service | \$2,200.00 |
| Principal payments .. | \$1,000.00 |
| Interest payments .. | 50.00 |
| Total | 1,050.00 |
| Per Capita Debt Service | |
| Deferred Charges and Statutory Expenditures | \$4.43 |
| Emergences | |
| Other deferred chgs. | |
| Total | |
| TOTAL—Municipal expenditures ... | \$8,835.00 |
| Required Payments for Local School, County, and Special District Taxes | |
| TOTAL EXPENDITURES AND REQUIRED PAYMENTS | \$20,506.44 |
| Reserve for uncollected taxes | \$5,000.00 |
| GRAND TOTAL—Budget | \$25,506.44 |
| RECEIPTS AND REVENUES REALIZED IN 1952 TO MEET EXPENDITURES AND REQUIRED PAYMENTS | |
| Surplus revenue appropriated .. | \$3,700.00 |
| Miscellaneous revenues realized .. | 2,068.52 |
| State aid revenues realized | 1,308.00 |
| Delinquent taxes including | |
| liens—1952 collections | 458.43 |
| Current taxes—1952 collections .. | 15,850.72 |
| Emergency borrowings | |
| TOTAL RECEIPTS AND REVENUES REALIZED | \$23,385.67 |

| | |
|---|--------------------|
| Tax rate | \$6.30 |
| Local school tax rate | 2.65 |
| County tax rate | 1.47 |
| Local purpose tax rate | 2.18 |
| TAXES | |
| Local school tax ... | \$7,500.00 |
| County taxes | 4,171.44 |
| Special district taxes | |
| Local purpose levy | \$11,671.44 |
| Total tax levy (tax duplicate) .. | \$17,806.44 |
| Per Capita Total Tax Levy | |
| \$75.13 | |
| Current | |
| 1952 taxes levied (total) | \$19,967.28 |
| Collected in 1952 | 15,850.72 |
| Per cent of levy collected in 1952 .. | 79.38 |
| Transferred to liens | |
| Cancelled, abated or adjusted .. | |
| Outstanding December 31, 1952 .. | \$4,116.56 |
| All Prior Years Outstanding | |
| Balance January 1, 1952 | \$2,084.99 |
| Collected in 1952 | 458.43 |
| Balance December 31, 1952 | \$1,626.56 |
| Tax Title Liens Outstanding | |
| Balance January 1, 1952 | \$298.74 |
| Redeemed by cash | |
| Balance December 31, 1952 | \$298.74 |
| Property Acquired by Deed or Foreclosure | |
| Balance January 1, 1952 | \$1,475.00 |
| Sale for cash | |
| Balance December 31, 1952 | \$1,475.00 |

CAPITAL DEBT, DECEMBER 31, 1952

| | |
|------------------------------------|--------------|
| Gross Debt | |
| School debt | |
| Self-liquidating debt. | |
| Other capital debt .. | |
| TOTAL GROSS DEBT | |
| Per Capita Gross Debt | |
| Deductions for | |
| School debt | |
| Self-liquidating debt. | |
| Other capital debt .. | |
| TOTAL DEDUCTIONS | |
| NET DEBT | |
| Average Assessed Valuations | |
| Real Property 1950-1951-1952 .. | \$200,302.00 |
| Per Cent of Net Debt | |

CURRENT FINANCES DECEMBER 31, 1952

| | |
|--|--------------------|
| Cash | \$16,829.15 |
| Taxes receivable | 5,743.12 |
| Tax title liens | 298.74 |
| Foreclosed property | 1,475.00 |
| Accounts receivable | 68.30 |
| State road aid receivable | 2,076.00 |
| Emergencies and deferred charges .. | 75.25 |
| TOTAL ASSETS | \$26,575.56 |
| Cash liabilities | \$5,700.43 |
| Reserves | 7,585.16 |
| Surplus revenue | 13,289.97 |
| TOTAL LIABILITIES AND SURPLUS | \$26,575.56 |

CAPITAL OUTLAY—1952

| | |
|----------------------------------|-------|
| Beaches and boardwalks | |
| Buildings and equipment | |
| Parks and playgrounds | |
| Sewers | |
| Streets, roads and bridges | |
| Water supply | |
| Other | |

HOBOKEN CITY—HUDSON COUNTY

Population Census, 1950—50,676

Land Area 1.3 sq. mi.

Net Valuation Taxable \$81,161,058

| | |
|--|-----------------------|
| EXPENDITURES AND REQUIRED PAYMENTS FOR 1952 | |
| General Government | |
| Administrative and executive | \$423,345.00 |
| Assessment and collection of taxes | 32,100.00 |
| Finance Department | 67,460.00 |
| Protection to Persons & Property | |
| Fire | 708,850.00 |
| Police | 816,450.00 |
| Other | 370,445.00 |
| Streets and Roads | |
| Repairs and maintenance | 153,000.00 |
| Street lighting | 40,000.00 |
| Sanitation | |
| Street cleaning | 112,000.00 |
| Garbage and ash removal | 135,500.00 |
| Sewers | 57,160.00 |
| Health and Charities | |
| Health service | 75,900.00 |
| Poor (including relief) | 25,000.00 |
| Hospitals (aid and maintenance) | 70,000.00 |
| Other | 150.00 |
| Recreation | |
| Beaches and boardwalks | |
| Parks and playgrounds | 161,535.00 |
| Other | |
| Educational | |
| (Exclusive of school districts) .. | 58,750.00 |
| Unclassified Purposes | |
| (Including contingent) | 102,340.00 |
| SUB-TOTAL—Municipal functions.. | \$3,409,985.00 |
| Per Capita—Municipal functions | |
| Capital imp'ts and capital imp't fund | \$67.29 |
| Principal payments .. | \$542,000.00 |
| Interest payments .. | 155,188.50 |
| Total | *697,188.50 |
| Per Capita Debt Service | |
| Deferred Charges and Statutory Expenditures | \$13.76 |
| Emergencies | |
| Other deferred chgs. .. | \$163,491.01 |
| Total | 163,491.01 |
| TOTAL—Municipal expenditures .. | \$4,312,164.51 |
| Required Payments for Local School, County, and Special District Taxes | |
| TOTAL EXPENDITURES AND REQUIRED PAYMENTS | \$7,287,012.85 |
| Reserve for uncollected taxes | \$677,128.64 |
| GRAND TOTAL—Budget | \$7,964,141.49 |
| RECEIPTS AND REVENUES REALIZED IN 1952 TO MEET EXPENDITURES AND REQUIRED PAYMENTS | |
| Surplus revenue appropriated .. | \$450,000.00 |
| Miscellaneous revenues realized .. | 682,672.72 |
| State aid revenues realized | 48,762.90 |
| Delinquent taxes including | |
| liens—1952 collections | 307,598.81 |
| current taxes—1952 collections .. | 6,147,235.20 |
| Emergency borrowings | |
| TOTAL RECEIPTS AND REVENUES REALIZED | \$7,636,269.63 |

CAPITAL OUTLAY—1952

| | |
|----------------------------------|------------|
| Beaches and boardwalks | |
| Buildings and equipment | |
| Parks and playgrounds | |
| Sewers | \$2,520.50 |
| Streets, roads and bridges | |
| Water supply | |
| Other | |

* Includes \$163,436.00 Art. VI School Debt Service.

| | |
|---|-----------------------|
| Tax rate | \$8.26 |
| Local school tax rate | 1.94 |
| County tax rate | 1.72 |
| Local purpose tax rate | 4.60 |
| TAXES | |
| Local school tax ... | \$1,576,544.32 |
| County taxes | 1,398,304.02 |
| Special district taxes | |
| Local purpose levy | \$2,974,848.34 |
| Total tax levy (tax duplicate) .. | \$6,699,590.49 |
| Per Capita Total Tax Levy | |
| Current | \$132.20 |
| 1952 taxes levied (total) | \$6,704,707.46 |
| Collected in 1952 | 6,147,235.20 |
| Per cent of levy collected in 1952 ... | 91.68 |
| Transferred to liens | 38,879.90 |
| Cancelled, abated or adjusted | 243,842.38 |
| Outstanding December 31, 1952 .. | \$274,749.98 |
| All Prior Years Outstanding | |
| Balance January 1, 1952 | \$453,261.95 |
| Collected in 1952 | 274,913.70 |
| Balance December 31, 1952 | \$237,647.93 |
| Tax Title Liens Outstanding | |
| Balance January 1, 1952 | \$123,962.64 |
| Redeemed by cash | 431.36 |
| Balance December 31, 1952 | \$164,697.96 |
| Property Acquired by Deed or Foreclosure | |
| Balance January 1, 1952 | \$992,643.75 |
| Sale for cash | 35,636.25 |
| Balance December 31, 1952 | \$865,641.25 |

CAPITAL DEBT, DECEMBER 31, 1952

| | |
|------------------------------------|-----------------------|
| Gross Debt | |
| School debt | \$1,425,000.00 |
| Self-liquidating debt | |
| Other capital debt | 2,161,500.00 |
| TOTAL GROSS DEBT | \$3,586,500.00 |
| Per Capita Gross Debt | |
| Deductions for | \$70.77 |
| School debt | \$1,425,000.00 |
| Self-liquidating debt | |
| Other capital debt .. | 500.00 |
| TOTAL DEDUCTIONS | 1,425,500.00 |
| NET DEBT | \$2,161,000.00 |
| Average Assessed Valuations | |
| Real Property 1950-1951-1952 .. | \$70,878,286.00 |
| Per Cent of Net Debt | 3.04 |

CURRENT FINANCES DECEMBER 31, 1952

| | |
|--|-----------------------|
| Cash | \$1,306,954.37 |
| Taxes receivable | 512,397.91 |
| Tax title liens | 164,697.96 |
| Foreclosed property | 865,641.25 |
| Accounts receivable | 64,616.03 |
| State road aid receivable | 182.35 |
| Emergencies and deferred charges .. | 39,646.18 |
| TOTAL ASSETS | \$2,954,136.05 |
| Cash liabilities | \$489,082.86 |
| Reserves | 1,607,353.15 |
| Surplus revenue | 857,700.04 |
| TOTAL LIABILITIES AND SURPLUS | \$2,954,136.05 |

HO-HO-KUS BOROUGH—BERGEN COUNTY

Population Census, 1950—2,254

Land Area 1.8 sq. mi.

Net Valuation Taxable \$4,248,014

| | |
|---|--------------------|
| EXPENDITURES AND RE-REQUIRED PAYMENTS FOR 1952 | |
| General Government | |
| Administrative and executive | \$18,300.00 |
| Assessment and collection of taxes | 4,400.00 |
| Finance Department | |
| Protection to Persons & Property | |
| Fire | 2,950.00 |
| Police | 29,137.85 |
| Other | |
| Streets and Roads | |
| Repairs and maintenance | 14,432.75 |
| Street lighting | 4,650.00 |
| Sanitation | |
| Street cleaning | |
| Garbage and ash removal | |
| Sewers | |
| Health and Charities | |
| Health service | 2,650.00 |
| Poor (including relief) | |
| Hospitals (aid and maintenance) | |
| Other | |
| Recreation | |
| Beaches and boardwalks | |
| Parks and playgrounds | |
| Other | |
| Educational | |
| (Exclusive of school districts) .. | 2,554.40 |
| Unclassified Purposes | |
| (Including contingent) | 9,075.00 |
| SUB-TOTAL—Municipal functions.. | \$88,150.00 |

| | |
|--|------------------|
| Per Capita—Municipal functions | \$39.11 |
| Capital imp'ts and capital imp't fund | \$500.00 |
| Debt Service | |
| Principal payments .. | \$2,000.00 |
| Interest payments .. | 464.00 |
| Total | 2,464.00 |
| Per Capita Debt Service | |
| | \$1.09 |
| Deferred Charges and Statutory Expenditures | |
| Emergencies | \$3,800.00 |
| Other deferred chgs. .. | 7,200.10 |
| Total | 11,000.10 |

| | |
|---|---------------------|
| TOTAL—Municipal expenditures .. | \$102,114.10 |
| Required Payments for Local School, County, and Special District Taxes | 174,162.06 |

| | |
|---|---------------------|
| TOTAL EXPENDITURES AND REQUIRED PAYMENTS | \$276,276.16 |
| Reserve for uncollected taxes | \$11,677.31 |
| GRAND TOTAL—Budget | \$287,953.47 |

| | |
|---|---------------------|
| RECEIPTS AND REVENUES REALIZED IN 1952 TO MEET EXPENDITURES AND RE-REQUIRED PAYMENTS | |
| Surplus revenue appropriated .. | \$24,800.00 |
| Miscellaneous revenues realized .. | 35,289.19 |
| State aid revenues realized | 1,856.00 |
| Delinquent taxes including | |
| liens—1952 collections | 7,049.74 |
| Current taxes—1952 collections .. | 229,051.71 |
| Emergency borrowings | |
| TOTAL RECEIPTS AND REVENUES REALIZED | \$298,046.64 |

| | |
|----------------------------------|-------------|
| CAPITAL OUTLAY—1952 | |
| Beaches and boardwalks | |
| Buildings and equipment | \$14,422.06 |
| Parks and playgrounds | |
| Sewers | |
| Streets, roads and bridges | |
| Water supply | 12,441.04 |
| Other | |

| | |
|------------------------------|---------------|
| Tax rate | \$5.27 |
| Local school tax rate | 3.29 |
| County tax rate | 0.81 |
| Local purpose tax rate | 1.17 |

| | |
|--|---------------------|
| TAXES | |
| Local school tax ... | \$139,600.09 |
| County taxes | 34,561.97 |
| Special district taxes | |
| Local purpose levy | \$174,162.06 |
| | 49,631.41 |
| Total tax levy (tax duplicate) .. | \$223,793.47 |
| Per Capita Total Tax Levy | \$99.29 |

| | |
|--|--------------|
| Current | |
| 1952 taxes levied (total) | \$238,810.66 |
| Collected in 1952 | 229,051.71 |
| Per cent of levy collected in 1952 ... | 95.91 |
| Transferred to liens | 2.11 |
| Cancelled, abated or adjusted | |
| Outstanding December 31, 1952 .. | \$9,756.84 |

| | |
|------------------------------------|------------|
| All Prior Years Outstanding | |
| Balance January 1, 1952 | \$8,024.17 |
| Collected in 1952 | 7,049.74 |
| Balance December 31, 1952 | \$974.43 |

| | |
|------------------------------------|---------|
| Tax Title Liens Outstanding | |
| Balance January 1, 1952 | \$65.25 |
| Redeemed by cash | |
| Balance December 31, 1952 | \$67.36 |

| | |
|---|------------|
| Property Acquired by Deed or Foreclosure | |
| Balance January 1, 1952 | \$5,980.00 |
| Sale for cash | 4,000.00 |
| Balance December 31, 1952 | \$1,980.00 |

| | |
|--|---------------------|
| CAPITAL DEBT, DECEMBER 31, 1952 | |
| Gross Debt | |
| School debt | \$284,000.00 |
| Self-liquidating debt .. | 127,462.00 |
| Other capital debt .. | 28,260.00 |
| TOTAL GROSS DEBT | \$439,722.00 |
| Per Capita Gross Debt | \$195.09 |

| | |
|-------------------------------|--------------------|
| Deductions for | |
| School debt | \$221,266.00 |
| Self-liquidating debt .. | 127,462.00 |
| Other capital debt .. | 10,000.00 |
| TOTAL DEDUCTIONS | 358,728.00 |
| NET DEBT | \$80,994.00 |

| | |
|------------------------------------|----------------|
| Average Assessed Valuations | |
| Real Property 1950-1951-1952 .. | \$3,687,763.00 |
| Per Cent of Net Debt | 2.19 |

| | |
|--|--------------------|
| CURRENT FINANCES DECEMBER 31, 1952 | |
| Cash | \$53,878.15 |
| Taxes receivable | 10,731.27 |
| Tax title liens | 67.36 |
| Foreclosed property | 1,980.00 |
| Accounts receivable | 22,275.16 |
| State road aid receivable .. | 2,070.30 |
| Emergencies and deferred charges .. | 5,256.01 |
| TOTAL ASSETS | \$96,258.25 |
| Cash Liabilities | \$18,038.98 |
| Reserves | 35,053.79 |
| Surplus revenue | 43,165.48 |
| TOTAL LIABILITIES AND SURPLUS | \$96,258.25 |

HOLLAND TOWNSHIP—HUNTERDON COUNTY

Population Census, 1950—1,341

Land Area 22.7 sq. mi.

Net Valuation Taxable \$1,899,106

| | |
|--|--------------------|
| EXPENDITURES AND REQUIRED PAYMENTS FOR 1952 | |
| General Government | |
| Administrative and executive | \$5,645.00 |
| Assessment and collection of taxes | 1,050.00 |
| Finance Department | 575.00 |
| Protection to Persons & Property | |
| Fire | 1,100.00 |
| Police | 1,045.50 |
| Other | |
| Streets and Roads | |
| Repairs and maintenance | \$8,600.00 |
| Street lighting | 600.00 |
| Sanitation | |
| Street cleaning | |
| Garbage and ash removal | |
| Sewers | |
| Health and Charities | |
| Health service | 900.00 |
| Poor (including relief) | 850.00 |
| Hospitals (aid and maintenance) | 200.00 |
| Other | |
| Recreation | |
| Beaches and boardwalks | |
| Parks and playgrounds | |
| Other | |
| Educational | |
| (Exclusive of school districts) .. | |
| Unclassified Purposes | |
| (Including contingent) | 100.00 |
| SUB-TOTAL—Municipal functions.. | \$50,665.50 |

| | |
|---|----------------|
| Per Capita—Municipal functions | \$37.78 |
| Capital imp'ts and capital imp't fund | \$25,000.00 |
| Debt Service | |
| Principal payments .. | |
| Interest payments .. | |

| | |
|--------------------------------------|--------------|
| Total | |
| Per Capita Debt Service | |

| | |
|--|---------------------|
| Deferred Charges and Statutory Expenditures | |
| Emergencies | |
| Other deferred chgs. \$195,907.50 | |
| Total | 195,907.50 |
| TOTAL—Municipal expenditures .. | \$271,573.00 |

| | |
|---|------------------|
| Required Payments for Local School, County, and Special District Taxes | 19,002.17 |
|---|------------------|

| | |
|---|---------------------|
| TOTAL EXPENDITURES AND REQUIRED PAYMENTS | \$290,575.17 |
| Reserve for uncollected taxes | \$2,500.00 |
| GRAND TOTAL—Budget | \$293,075.17 |

| | |
|--|--------------|
| RECEIPTS AND REVENUES REALIZED IN 1952 TO MEET EXPENDITURES AND REQUIRED PAYMENTS | |
| Surplus revenue appropriated .. | \$110,500.00 |
| Miscellaneous revenues realized .. | 295,091.47 |
| State aid revenues realized | 12,159.00 |
| Delinquent taxes including | |
| liens—1952 collections | 502.03 |
| Current taxes—1952 collections .. | 18,807.17 |
| Emergency borrowings | |

| | |
|---|---------------------|
| TOTAL RECEIPTS AND REVENUES REALIZED | \$437,059.67 |
|---|---------------------|

CAPITAL OUTLAY—1952

| | |
|----------------------------------|------------|
| Beaches and boardwalks | |
| Buildings and equipment | \$8,179.57 |
| Parks and playgrounds | |
| Sewers | |
| Streets, roads and bridges | 30,052.65 |
| Water supply | |
| Other | |

| | |
|------------------------------|---------------|
| Tax rate | \$1.01 |
| Local school tax rate | |
| County tax rate | 1.01 |
| Local purpose tax rate | |

TAXES

| | | |
|--|--------------|--------------------|
| Local school tax .. | | |
| County taxes | \$19,002.17 | |
| Special district taxes | | |
| Local purpose levy | | \$19,002.17 |
| Total tax levy (tax duplicate) .. | | \$19,002.17 |
| Per Capita Total Tax Levy | | \$14.17 |

| | |
|---------------------------------------|-------------|
| Current | |
| 1952 taxes levied (total) | \$19,570.88 |
| Collected in 1952 | 18,807.17 |
| Per cent of levy collected in 1952 .. | 96.09 |
| Transferred to liens | |
| Cancelled, abated or adjusted .. | 25.22 |
| Outstanding December 31, 1952 .. | \$738.49 |

| | |
|------------------------------------|----------|
| All Prior Years Outstanding | |
| Balance January 1, 1952 | \$724.08 |
| Collected in 1952 | 502.03 |
| Balance December 31, 1952 | \$126.05 |

| | |
|------------------------------------|--|
| Tax Title Liens Outstanding | |
| Balance January 1, 1952 | |
| Redeemed by cash | |
| Balance December 31, 1952 | |

| | |
|---|--|
| Property Acquired by Deed or Foreclosure | |
| Balance January 1, 1952 | |
| Sale for cash | |
| Balance December 31, 1952 | |

CAPITAL DEBT, DECEMBER 31, 1952

| | |
|------------------------------------|-------------------|
| Gross Debt | |
| School debt | \$6,000.00 |
| Self-liquidating debt | |
| Other capital debt .. | |
| TOTAL GROSS DEBT | \$6,000.00 |
| Per Capita Gross Debt | \$4.47 |

| | |
|-------------------------------|-----------------|
| Deductions for | |
| School debt | \$6,000.00 |
| Self-liquidating debt | |
| Other capital debt .. | |
| TOTAL DEDUCTIONS | 6,000.00 |

NET DEBT

| | |
|------------------------------------|----------------|
| Average Assessed Valuations | |
| Real Property 1950-1951-1952 .. | \$1,488,883.00 |
| Per Cent of Net Debt | |

CURRENT FINANCES DECEMBER 31, 1952

| | |
|-------------------------------------|--------------|
| Cash | \$495,820.12 |
| Taxes receivable | \$64,522 |
| Tax title liens | |
| Foreclosed property | |
| Accounts receivable | 58,337.77 |
| State road aid receivable | |
| Emergencies and deferred charges .. | 95.50 |

TOTAL ASSETS **\$554,607.92**

| | |
|------------------------|-------------|
| Cash liabilities | \$47,207.76 |
| Reserves | 59,202.29 |
| Surplus revenue | 448,197.87 |

TOTAL LIABILITIES AND SURPLUS **\$554,607.92**

HOLMDEL TOWNSHIP—MONMOUTH COUNTY

Population Census, 1950—1,380

Land Area 17.9 sq. mi.

Net Valuation Taxable \$1,317,260

| | |
|--|--------------------|
| EXPENDITURES AND REQUIRED PAYMENTS FOR 1952 | |
| General Government | |
| Administrative and executive | \$10,300.00 |
| Assessment and collection of taxes | 3,150.00 |
| Finance Department | 760.00 |
| Protection to Persons & Property | |
| Fire | 1,350.00 |
| Police | 2,950.00 |
| Other | |
| Streets and Roads | |
| Repairs and maintenance | 17,000.00 |
| Street lighting | 800.00 |
| Sanitation | |
| Street cleaning | |
| Garbage and ash removal | |
| Sewers | |
| Health and Charities | |
| Health service | 1,025.00 |
| Poor (including relief) | 1,150.00 |
| Hospitals (aid and maintenance) | |
| Other | |
| Recreation | |
| Benches and boardwalks | |
| Parks and playgrounds | |
| Other | |
| Educational | |
| (Exclusive of school districts) .. | |
| Unclassified Purposes | |
| (Including contingent) | 400.00 |
| SUB-TOTAL—Municipal functions.. | \$38,885.00 |

| | |
|--|-----------------|
| Per Capita—Municipal functions | \$28.18 |
| Capital imp'ts and capital imp't fund | \$6,200.00 |
| Debt Service | |
| Principal payments | |
| Interest payments | |
| Total | |
| Per Capita Debt Service | |
| Deferred Charges and Statutory Expenditures | |
| Emergencies | \$5,000.00 |
| Other deferred chgs. | |
| Total | 5,000.00 |

| | |
|---|--------------------|
| TOTAL—Municipal expenditures .. | \$50,085.00 |
| Required Payments for Local School, County, and Special District Taxes | 75,432.20 |

| | |
|---|---------------------|
| TOTAL EXPENDITURES AND REQUIRED PAYMENTS | \$125,517.20 |
| Reserve for uncollected taxes | \$14,568.49 |
| GRAND TOTAL—Budget | \$140,085.69 |

| | |
|--|---------------------|
| RECEIPTS AND REVENUES REALIZED IN 1952 TO MEET EXPENDITURES AND REQUIRED PAYMENTS | |
| Surplus revenue appropriated .. | \$21,700.00 |
| Miscellaneous revenues realized .. | 20,585.73 |
| State aid revenues realized | 3,358.00 |
| Delinquent taxes including | |
| liens—1952 collections | 7,337.89 |
| Current taxes—1952 collections .. | 88,553.96 |
| Emergency borrowings | |
| TOTAL RECEIPTS AND REVENUES REALIZED | \$141,535.58 |

| | |
|----------------------------------|------------|
| CAPITAL OUTLAY—1952 | |
| Beaches and boardwalks | |
| Buildings and equipment | \$2,946.58 |
| Parks and playgrounds | |
| Sewers | |
| Streets, roads and bridges | |
| Water supply | |
| Other | |

| | |
|------------------------------|---------------|
| Tax rate | \$7.40 |
| Local school tax rate | 4.12 |
| County tax rate | 1.60 |
| Local purpose tax rate | 1.68 |

| | |
|--|--------------------|
| TAXES | |
| Local school tax ... | \$54,309.95 |
| County taxes | 21,122.25 |
| Special district taxes | |
| Local purpose levy | 21,995.49 |
| Total tax levy (tax duplicate) .. | \$97,427.69 |

| | |
|--|----------------|
| Per Capita Total Tax Levy | \$70.60 |
| Current | |
| 1952 taxes levied (total) | \$97,523.12 |
| Collected in 1952 | 88,553.96 |
| Per cent of levy collected in 1952 ... | 90.80 |
| Transferred to liens | 107.30 |
| Cancelled, abated or adjusted | 59.20 |
| Outstanding December 31, 1952 .. | \$8,802.66 |

| | |
|------------------------------------|-------------|
| All Prior Years Outstanding | |
| Balance January 1, 1952 | \$12,838.11 |
| Collected in 1952 | 7,337.89 |
| Balance December 31, 1952 | \$5,246.26 |

| | |
|------------------------------------|------------|
| Tax Title Liens Outstanding | |
| Balance January 1, 1952 | \$1,655.69 |
| Redeemed by cash | |
| Balance December 31, 1952 | \$1,762.99 |

| | |
|---|-------|
| Property Acquired by Deed or Foreclosure | |
| Balance January 1, 1952 | |
| Sale for cash | |
| Balance December 31, 1952 | |

| | |
|--|-------------------|
| CAPITAL DEBT, DECEMBER 31, 1952 | |
| Gross Debt | |
| School debt | \$7,000.00 |
| Self-liquidating debt. | |
| Other capital debt .. | |
| TOTAL GROSS DEBT | \$7,000.00 |
| Per Capita Gross Debt | \$5.07 |

| | |
|-------------------------------|-----------------|
| Deductions for | |
| School debt | \$7,000.00 |
| Self-liquidating debt. | |
| Other capital debt .. | |
| TOTAL DEDUCTIONS | 7,000.00 |
| NET DEBT | |

| | |
|------------------------------------|----------------|
| Average Assessed Valuations | |
| Real Property 1950-1951-1952 .. | \$1,128,562.00 |
| Per Cent of Net Debt | |

| | |
|--|--------------------|
| CURRENT FINANCES DECEMBER 31, 1952 | |
| Cash | \$62,108.08 |
| Taxes receivable | 14,048.92 |
| Tax title liens | 1,762.99 |
| Foreclosed property | |
| Accounts receivable | |
| State road aid receivable | |
| Emergencies and deferred charges .. | |
| TOTAL ASSETS | \$77,919.99 |
| Cash liabilities | \$4,433.23 |
| Reserves | 15,811.91 |
| Surplus revenue | 57,674.85 |
| TOTAL LIABILITIES AND SURPLUS | \$77,919.99 |

HOPATCONG BOROUGH—SUSSEX COUNTY

Population Census, 1950—1,173

Land Area 10.8 sq. mi.

Net Valuation Taxable \$4,629,416

| | |
|--|---------------------|
| EXPENDITURES AND REQUIRED PAYMENTS FOR 1952 | |
| General Government | |
| Administrative and executive | \$15,917.42 |
| Assessment and collection of taxes | 11,563.99 |
| Finance Department | 575.00 |
| Protection to Persons & Property | |
| Fire | 7,921.18 |
| Police | 12,297.41 |
| Other | |
| Streets and Roads | |
| Repairs and maintenance | 38,300.00 |
| Street lighting | 6,000.90 |
| Sanitation | |
| Street cleaning | |
| Garbage and ash removal | 9,500.00 |
| Sewers | |
| Health and Charities | |
| Health service | 1,500.00 |
| Poor (including relief) | 900.00 |
| Hospitals (aid and maintenance) | 1,000.00 |
| Other | 400.00 |
| Recreation | |
| Beaches and boardwalks | |
| Parks and playgrounds | 200.00 |
| Other | |
| Educational | |
| (Exclusive of school districts) .. | |
| Unclassified Purposes | |
| (Including contingent) | 500.00 |
| SUB-TOTAL—Municipal functions.. | \$106,275.00 |
| Per Capita—Municipal functions | |
| Capital imp'ts and capital imp't fund | \$12,400.00 |
| Debt Service | |
| Principal payments . | \$12,000.00 |
| Interest payments .. | 2,048.50 |
| Total | *14,048.50 |
| Per Capita Debt Service | \$11.98 |
| Deferred Charges and Statutory Expenditures | |
| Emergencies | |
| Other deferred chgs. | \$15,438.64 |
| Total | 15,438.64 |
| TOTAL—Municipal expenditures ... | \$148,162.14 |
| Required Payments for Local School, County, and Special District Taxes | |
| | 149,152.27 |
| TOTAL EXPENDITURES AND REQUIRED PAYMENTS | \$297,314.41 |
| Reserve for uncollected taxes | \$36,200.00 |
| GRAND TOTAL—Budget | \$333,514.41 |
| RECEIPTS AND REVENUES REALIZED IN 1952 TO MEET EXPENDITURES AND REQUIRED PAYMENTS | |
| Surplus revenue appropriated .. | \$40,000.00 |
| Miscellaneous revenues realized. | 26,058.30 |
| State aid revenues realized | 5,117.00 |
| Delinquent taxes including | |
| liens—1952 collections | 21,040.19 |
| current taxes—1952 collections.. | 225,069.95 |
| Emergency borrowings | |
| TOTAL RECEIPTS AND REVENUES REALIZED | \$317,285.44 |

| | |
|---|---------------------|
| Tax rate | \$5.45 |
| Local school tax rate | 1.17 |
| County tax rate | 2.04 |
| Local purpose tax rate | 2.24 |
| TAXES | |
| Local school tax ... | \$54,017.56 |
| County taxes | 95,134.71 |
| Special district taxes | |
| Local purpose levy | \$149,152.27 |
| Total tax levy (tax duplicate) .. | \$252,101.09 |
| Per Capita Total Tax Levy | \$214.02 |
| Current | |
| 1952 taxes levied (total) | \$252,101.09 |
| Collected in 1952 | 225,069.95 |
| Per cent of levy collected in 1952 ... | 89.27 |
| Transferred to liens | |
| Cancelled, abated or adjusted | 653.52 |
| Outstanding December 31, 1952 .. | \$26,377.62 |
| All Prior Years Outstanding | |
| Balance January 1, 1952 | \$21,608.79 |
| Collected in 1952 | 18,936.77 |
| Balance December 31, 1952 | \$2,725.71 |
| Tax Title Liens Outstanding | |
| Balance January 1, 1952 | \$43,379.73 |
| Redeemed by cash | 2,103.42 |
| Balance December 31, 1952 | \$41,276.31 |
| Property Acquired by Deed or Foreclosure | |
| Balance January 1, 1952 | \$22,468.95 |
| Sale for cash | 4,850.00 |
| Balance December 31, 1952 | \$19,214.72 |

| | |
|--|---------------------|
| CAPITAL DEBT, DECEMBER 31, 1952 | |
| Gross Debt | |
| School debt | \$101,000.00 |
| Self-liquidating debt. | |
| Other capital debt .. | |
| TOTAL GROSS DEBT | 101,000.00 |
| Per Capita Gross Debt | \$86.10 |
| Deductions for | |
| School debt | \$101,000.00 |
| Self-liquidating debt. | |
| Other capital debt .. | |
| TOTAL DEDUCTIONS | \$101,000.00 |
| NET DEBT | |
| Average Assessed Valuations | |
| Real Property 1950-1951-1952.. | \$4,139,873.00 |
| Per Cent of Net Debt | |

| | |
|--|---------------------|
| CURRENT FINANCES DECEMBER 31, 1952 | |
| Cash | \$96,538.34 |
| Taxes receivable | 29,103.33 |
| Tax title liens | 41,276.31 |
| Foreclosed property | 19,214.72 |
| Accounts receivable | 105.42 |
| State road aid receivable | 8,000.00 |
| Emergencies and deferred charges .. | 5,384.74 |
| TOTAL ASSETS | \$199,622.86 |
| Cash liabilities | \$22,845.12 |
| Reserves | 89,699.78 |
| Surplus revenue | 87,077.96 |
| TOTAL LIABILITIES AND SURPLUS | \$199,622.86 |

CAPITAL OUTLAY—1952

| | |
|----------------------------------|-------|
| Beaches and boardwalks | |
| Buildings and equipment | |
| Parks and playgrounds | |
| Sewers | |
| Streets, roads and bridges | |
| Water supply | |
| Other | |

* Includes \$13,836.00 Art. VI School Debt Service.

HOPE TOWNSHIP—WARREN COUNTY

Population Census, 1950—681

Land Area 18.8 sq. mi.

Net Valuation Taxable \$672,015

EXPENDITURES AND REQUIRED PAYMENTS FOR 1952

| | |
|---|--------------------|
| General Government | |
| Administrative and executive | \$1,324.62 |
| Assessment and collection of taxes | 821.12 |
| Finance Department | 140.00 |
| Protection to Persons & Property | |
| Fire | 300.00 |
| Police | 100.00 |
| Other | 100.00 |
| Streets and Roads | |
| Repairs and maintenance | 16,500.00 |
| Street lighting | 450.00 |
| Sanitation | |
| Street cleaning | |
| Garbage and ash removal | |
| Sewers | |
| Health and Charities | |
| Health service | 60.00 |
| Poor (including relief) | |
| Hospitals (aid and maintenance) .. | |
| Other | |
| Recreation | |
| Beaches and boardwalks | |
| Parks and playgrounds | |
| Other | |
| Educational | |
| (Exclusive of school districts) .. | |
| Unclassified Purposes | |
| (Including contingent) | |
| SUB-TOTAL—Municipal functions.. | \$19,695.74 |

| | |
|--|--------------------|
| Per Capita—Municipal functions .. | \$28.92 |
| Capital imp'ts and capital imp't fund | |
| Debt Service | |
| Principal payments .. | |
| Interest payments .. | |
| Total | |
| Per Capita Debt Service | |
| Deferred Charges and Statutory Expenditures | |
| Emergencies | |
| Other deferred chgs. | |
| Total | |
| TOTAL—Municipal expenditures .. | \$19,695.74 |

| | |
|---|------------------|
| Required Payments for Local School, County, and Special District Taxes | 32,151.19 |
|---|------------------|

| | |
|---|--------------------|
| TOTAL EXPENDITURES AND REQUIRED PAYMENTS | \$51,846.93 |
| Reserve for uncollected taxes | \$8,329.81 |
| GRAND TOTAL—Budget | \$60,176.74 |

| | |
|--|--------------------|
| RECEIPTS AND REVENUES REALIZED IN 1952 TO MEET EXPENDITURES AND REQUIRED PAYMENTS | |
| Surplus revenue appropriated .. | \$5,800.00 |
| Miscellaneous revenues realized. | 4,495.63 |
| State aid revenues realized | 6,683.00 |
| Delinquent taxes including | |
| liens—1952 collections | 6,411.87 |
| Current taxes—1952 collections.. | 31,185.80 |
| Emergency borrowings | |
| TOTAL RECEIPTS AND REVENUES REALIZED | \$54,576.30 |

| | |
|----------------------------------|-------|
| CAPITAL OUTLAY—1952 | |
| Beaches and boardwalks | |
| Buildings and equipment | |
| Parks and playgrounds | |
| Sewers | |
| Streets, roads and bridges | |
| Water supply | |
| Other | |

| | |
|------------------------------|---------------|
| Tax rate | \$5.50 |
| Local school tax rate | 3.41 |
| County tax rate | 1.38 |
| Local purpose tax rate | 0.71 |

| | |
|--|--------------------|
| TAXES | |
| Local school tax ... | \$22,892.00 |
| County taxes | 9,259.19 |
| Special district taxes | |
| Local purpose levy | \$32,151.19 |
| | 5,691.81 |
| Total tax levy (tax duplicate) .. | \$37,843.00 |
| Per Capita Total Tax Levy | \$55.57 |

| | |
|--|-------------|
| Current | |
| 1952 taxes levied (total) | \$38,125.27 |
| Collected in 1952 | 31,185.80 |
| Per cent of levy collected in 1952 ... | 81.79 |
| Transferred to liens | |
| Cancelled, abated or adjusted | 960.50 |
| Outstanding December 31, 1952 .. | \$5,978.97 |

| | |
|------------------------------------|------------|
| All Prior Years Outstanding | |
| Balance January 1, 1952 | \$7,366.51 |
| Collected in 1952 | 6,411.87 |
| Balance December 31, 1952 | \$989.37 |

| | |
|------------------------------------|-------|
| Tax Title Liens Outstanding | |
| Balance January 1, 1952 | |
| Redeemed by cash | |
| Balance December 31, 1952 | |

| | |
|---|-------|
| Property Acquired by Deed or Foreclosure | |
| Balance January 1, 1952 | |
| Sale for cash | |
| Balance December 31, 1952 | |

CAPITAL DEBT, DECEMBER 31, 1952

| | |
|-----------------------------|-------|
| Gross Debt | |
| School debt | |
| Self-liquidating debt. | |
| Other capital debt .. | |

| | |
|------------------------------------|--------------|
| TOTAL GROSS DEBT | |
| Per Capita Gross Debt | |

| | |
|-----------------------------|-------|
| Deductions for | |
| School debt | |
| Self-liquidating debt. | |
| Other capital debt .. | |

| | |
|-------------------------------|--------------|
| TOTAL DEDUCTIONS | |
| NET DEBT | |

| | |
|------------------------------------|--------------|
| Average Assessed Valuations | |
| Real Property 1950-1951-1952.. | \$561,235.00 |
| Per Cent of Net Debt | |

CURRENT FINANCES DECEMBER 31, 1952

| | |
|-------------------------------------|--------------------|
| Cash | \$40,658.17 |
| Taxes receivable | 6,968.34 |
| Tax title liens | |
| Foreclosed property | |
| Accounts receivable | 12.95 |
| State road aid receivable | 10,779.59 |
| Emergencies and deferred charges .. | 250.74 |
| TOTAL ASSETS | \$58,669.79 |

| | |
|------------------------|-------------|
| Cash liabilities | \$18,190.04 |
| Reserves | 6,981.29 |
| Surplus revenue | 33,498.46 |

| | |
|--|--------------------|
| TOTAL LIABILITIES AND SURPLUS | \$58,669.79 |
|--|--------------------|

HOPEWELL BOROUGH—MERCER COUNTY

Population Census, 1950—1,869 Land Area 0.75 sq. mi. Net Valuation Taxable \$1,828,835

| | |
|--|--------------------|
| EXPENDITURES AND REQUIRED PAYMENTS FOR 1952 | |
| General Government | |
| Administrative and executive | \$7,040.00 |
| Assessment and collection of taxes | 2,880.00 |
| Finance Department | |
| Protection to Persons & Property | |
| Fire | 4,060.00 |
| Police | 4,310.00 |
| Other | |
| Streets and Roads | |
| Repairs and maintenance | 10,600.00 |
| Street lighting | 3,700.00 |
| Sanitation | |
| Street cleaning | |
| Garbage and ash removal | 2,850.00 |
| Sewers | |
| Health and Charities | |
| Health service | 710.00 |
| Poor (including relief) | 690.00 |
| Hospitals (aid and maintenance) | |
| Other | |
| Recreation | |
| Beaches and boardwalks | |
| Parks and playgrounds | |
| Other | 225.00 |
| Educational | |
| (Exclusive of school districts) .. | 2,200.00 |
| Unclassified Purposes | |
| (Including contingent) | 775.00 |
| SUB-TOTAL—Municipal functions.. | \$40,040.00 |

| | |
|--|--------------------|
| Per Capita—Municipal functions | \$21.42 |
| Capital imp'ts and capital imp't fund | \$1,000.00 |
| Debt Service | |
| Principal payments | |
| Interest payments .. | \$50.00 |
| Total | 50.00 |
| Per Capita Debt Service | |
| | \$0.03 |
| Deferred Charges and Statutory Expenditures | |
| Emergencies | \$300.00 |
| Other deferred chgs. | 476.47 |
| Total | 776.47 |
| TOTAL—Municipal expenditures ... | \$41,866.47 |

| | |
|---|---------------------|
| Required Payments for Local School, County, and Special District Taxes | \$6,637.46 |
| TOTAL EXPENDITURES AND REQUIRED PAYMENTS | \$128,503.93 |
| Reserve for uncollected taxes | \$11,220.49 |
| GRAND TOTAL—Budget | \$139,724.42 |

| | |
|--|---------------------|
| RECEIPTS AND REVENUES REALIZED IN 1952 TO MEET EXPENDITURES AND REQUIRED PAYMENTS | |
| Surplus revenue appropriated .. | \$7,000.00 |
| Miscellaneous revenues realized. | 15,677.99 |
| State aid revenues realized | 7,682.00 |
| Delinquent taxes including | |
| Liens—1952 collections | 6,940.22 |
| Current taxes—1952 collections.. | 101,887.30 |
| Emergency borrowings | |
| TOTAL RECEIPTS AND REVENUES REALIZED | \$139,187.51 |

| | |
|----------------------------------|------------|
| CAPITAL OUTLAY—1952 | |
| Beaches and boardwalks | |
| Buildings and equipment | |
| Parks and playgrounds | |
| Sewers | |
| Streets, roads and bridges | \$2,784.80 |
| Water supply | |
| Other | |

| | |
|-----------------------------|---------------|
| Tax rate | \$5.94 |
| Local school tax rate | 3.62 |
| County tax rate | 1.12 |
| Local purpose tax rate | 1.20 |

| | |
|--|---------------------|
| TAXES | |
| Local school tax ... | \$66,134.09 |
| County taxes | 20,503.37 |
| Special district taxes | |
| Local purpose levy | \$86,637.46 |
| | 23,204.96 |
| Total tax levy (tax duplicate) .. | \$109,842.42 |

| | |
|--|----------------|
| Per Capita Total Tax Levy | \$58.77 |
|--|----------------|

| | |
|---------------------------------------|--------------|
| Current | |
| 1952 taxes levied (total) | \$109,946.72 |
| Collected in 1952 | 101,887.30 |
| Per cent of levy collected in 1952 .. | 92.66 |
| Transferred to liens | 328.19 |
| Cancelled, abated or adjusted .. | 83.16 |
| Outstanding December 31, 1952 .. | \$7,648.07 |

| | |
|------------------------------------|------------|
| All Prior Years Outstanding | |
| Balance January 1, 1952 | \$7,040.33 |
| Collected in 1952 | 6,493.92 |
| Balance December 31, 1952 | \$476.00 |

| | |
|------------------------------------|------------|
| Tax Title Liens Outstanding | |
| Balance January 1, 1952 | \$2,037.62 |
| Redeemed by cash | 446.30 |
| Balance December 31, 1952 | |

| | |
|---|------------|
| Property Acquired by Deed or Foreclosure | |
| Balance January 1, 1952 | |
| Sale for cash | |
| Balance December 31, 1952 | \$1,925.00 |

| | |
|--|--------------------|
| CAPITAL DEBT, DECEMBER 31, 1952 | |
| Gross Debt | |
| School debt | \$13,056.00 |
| Self-liquidating debt .. | 1,356.00 |
| Other capital debt .. | 500.00 |
| TOTAL GROSS DEBT | \$14,912.00 |

| | |
|------------------------------------|---------------|
| Per Capita Gross Debt | \$7.98 |
|------------------------------------|---------------|

| | |
|-------------------------------|------------------|
| Deductions for | |
| School debt | \$13,056.00 |
| Self-liquidating debt .. | 1,356.00 |
| Other capital debt .. | |
| TOTAL DEDUCTIONS | 14,412.00 |

| | |
|-----------------------|-----------------|
| NET DEBT | \$500.00 |
|-----------------------|-----------------|

| | |
|------------------------------------|----------------|
| Average Assessed Valuations | |
| Real Property 1950-1951-1952.. | \$1,546,473.00 |
| Per Cent of Net Debt | 0.03 |

| | |
|---|--------------------|
| CURRENT FINANCES DECEMBER 31, 1952 | |
| Cash | \$20,866.03 |
| Taxes receivable | 8,124.07 |
| Tax title liens | 1,925.00 |
| Foreclosed property | 1,925.00 |
| Accounts receivable | 2,022.71 |
| State road aid receivable | 13,938.01 |
| Emergencies and deferred charges .. | |
| TOTAL ASSETS | \$46,875.82 |

| | |
|------------------------|------------|
| Cash liabilities | \$8,584.50 |
| Reserves | 12,071.78 |
| Surplus revenue | 26,219.54 |

| | |
|--|--------------------|
| TOTAL LIABILITIES AND SURPLUS | \$46,875.82 |
|--|--------------------|

HOPEWELL TOWNSHIP—CUMBERLAND COUNTY

Population Census, 1950—2,460

Land Area 31.4 sq. mi.

Net Valuation Taxable \$1,542,512

| | |
|--|---------------------|
| EXPENDITURES AND REQUIRED PAYMENTS FOR 1952 | |
| General Government | |
| Administrative and executive | \$4,421.02 |
| Assessment and collection of taxes | 4,100.00 |
| Finance Department | 325.00 |
| Protection to Persons & Property | |
| Fire | 850.00 |
| Police | 603.98 |
| Other | |
| Streets and Roads | |
| Repairs and maintenance | 13,000.00 |
| Street lighting | 1,050.00 |
| Sanitation | |
| Street cleaning | |
| Garbage and ash removal | |
| Sewers | |
| Health and Charities | |
| Health service | 500.00 |
| Poor (including relief) | 365.00 |
| Hospitals (aid and maintenance) | |
| Other | |
| Recreation | |
| Beaches and boardwalks | |
| Parks and playgrounds | |
| Other | |
| Educational (Exclusive of school districts) .. | |
| Unclassified Purposes (Including contingent) | |
| | 250.00 |
| SUB-TOTAL—Municipal functions.. | \$25,465.00 |
| Per Capita—Municipal functions | \$10.35 |
| Capital imp'ts and capital imp't fund | \$4,500.00 |
| Debt Service | |
| Principal payments .. | |
| Interest payments .. | |
| Total | |
| Per Capita Debt Service | |
| Deferred Charges and Statutory Expenditures | |
| Emergencies | |
| Other deferred chgs. | \$5,500.00 |
| Total | \$5,500.00 |
| TOTAL—Municipal expenditures .. | \$35,465.00 |
| Required Payments for Local School, County, and Special District Taxes | |
| | 81,235.21 |
| TOTAL EXPENDITURES AND REQUIRED PAYMENTS | \$116,700.21 |
| Reserve for uncollected taxes | \$16,717.45 |
| GRAND TOTAL—Budget | \$133,417.66 |
| RECEIPTS AND REVENUES REALIZED IN 1952 TO MEET EXPENDITURES AND REQUIRED PAYMENTS | |
| Surplus revenue appropriated | \$28,593.45 |
| Miscellaneous revenues realized | 15,435.43 |
| State aid revenues realized | 15,939.00 |
| Delinquent taxes including | |
| liens—1952 collections | 4,151.55 |
| Current taxes—1952 collections .. | 74,197.31 |
| Emergency borrowings | |
| TOTAL RECEIPTS AND REVENUES REALIZED | \$138,366.74 |

CAPITAL OUTLAY—1952

| | |
|----------------------------------|-------|
| Beaches and boardwalks | |
| Buildings and equipment | |
| Parks and playgrounds | |
| Sewers | |
| Streets, roads and bridges | |
| Water supply | |
| Other | |

| | |
|------------------------------|---------------|
| Tax rate | \$5.27 |
| Local school tax rate | 3.96 |
| County tax rate | 1.37 |
| Local purpose tax rate | |

TAXES

| | |
|--|--------------------|
| Local school tax ... | \$60,140.07 |
| County taxes | 21,095.14 |
| Special district taxes | |
| Local purpose levy | |
| Total tax levy (tax duplicate) .. | \$81,235.21 |
| Per Capita Total Tax Levy | \$33.02 |

Current

| | |
|--|-------------|
| 1952 taxes levied (total) | \$81,235.21 |
| Collected in 1952 | 74,197.31 |
| Per cent of levy collected in 1952 ... | 91.33 |
| Transferred to liens | 77.00 |
| Cancelled, abated or adjusted | 66.56 |
| Outstanding December 31, 1952 .. | \$6,894.34 |

All Prior Years Outstanding

| | |
|---------------------------------|------------|
| Balance January 1, 1952 | \$4,908.49 |
| Collected in 1952 | 4,116.29 |
| Balance December 31, 1952 | \$771.54 |

Tax Title Liens Outstanding

| | |
|---------------------------------|------------|
| Balance January 1, 1952 | \$1,150.31 |
| Redeemed by cash | 35.26 |
| Balance December 31, 1952 | \$1,192.05 |

Property Acquired by Deed or Foreclosure

| | |
|---------------------------------|---------|
| Balance January 1, 1952 | \$72.67 |
| Sale for cash | |
| Balance December 31, 1952 | \$72.67 |

CAPITAL DEBT, DECEMBER 31, 1952

| | |
|------------------------------------|---------------------|
| Gross Debt | |
| School debt | \$118,000.00 |
| Self-liquidating debt | |
| Other capital debt .. | |
| TOTAL GROSS DEBT | \$118,000.00 |
| Per Capita Gross Debt | \$47.97 |

Deductions for

| | |
|-------------------------------|--------------------|
| School debt | \$81,101.00 |
| Self-liquidating debt | |
| Other capital debt .. | |
| TOTAL DEDUCTIONS | 81,101.00 |
| NET DEBT | \$36,899.00 |

Average Assessed Valuations

| | |
|---------------------------------|----------------|
| Real Property 1950-1951-1952 .. | \$1,351,679.00 |
| Per Cent of Net Debt | 2.73 |

CURRENT FINANCES DECEMBER 31, 1952

| | |
|--|---------------------|
| Cash | \$101,589.02 |
| Taxes receivable | 7,665.88 |
| Tax title liens | 1,192.05 |
| Foreclosed property | 72.67 |
| Accounts receivable | |
| State road aid receivable | |
| Emergencies and deferred charges .. | |
| TOTAL ASSETS | \$110,519.63 |
| Cash liabilities | \$5,598.27 |
| Reserves | 8,330.60 |
| Surplus revenue | 95,990.76 |
| TOTAL LIABILITIES AND SURPLUS | \$110,519.63 |

HOPEWELL TOWNSHIP—MERCER COUNTY

Population Census, 1950—4,731

Land Area 58.0 sq. mi.

Net Valuation Taxable \$5,281,975

EXPENDITURES AND REQUIRED PAYMENTS FOR 1952

| | |
|---|---------------------|
| General Government | |
| Administrative and executive | \$15,200.00 |
| Assessment and collection of taxes | 9,750.00 |
| Finance Department | |
| Protection to Persons & Property | |
| Fire | 3,000.00 |
| Police | 4,975.00 |
| Other | |
| Streets and Roads | |
| Repairs and maintenance | 101,100.00 |
| Street lighting | 3,200.00 |
| Sanitation | |
| Street cleaning | |
| Garbage and ash removal | |
| Sewers | |
| Health and Charities | |
| Health service | 1,400.00 |
| Poor (including relief) | 9,300.00 |
| Hospitals (aid and maintenance) | |
| Other | |
| Recreation | |
| Beaches and boardwalks | |
| Parks and playgrounds | |
| Other | |
| Educational | |
| (Exclusive of school districts) .. | |
| Unclassified Purposes | |
| (Including contingent) | 1,725.00 |
| SUB-TOTAL—Municipal functions.. | \$149,650.00 |

| | |
|---|----------------|
| Per Capita—Municipal functions | \$31.63 |
| Capital imp'ts and capital imp't fund | \$14,700.00 |
| Debt Service | |
| Principal payments .. | \$5,600.00 |
| Interest payments .. | 1,136.00 |

| | |
|--|-----------------|
| Total | 6,736.00 |
| Per Capita Debt Service | |
| Service | \$1.42 |
| Deferred Charges and Statutory Expenditures | |
| Emergencies | |
| Other deferred chgs. | \$624.35 |

| | |
|--|---------------------|
| Total | 624.35 |
| TOTAL—Municipal expenditures .. | \$171,710.35 |

| | |
|---|-------------------|
| Required Payments for Local School, County, and Special District Taxes | 278,076.00 |
|---|-------------------|

TOTAL EXPENDITURES AND REQUIRED PAYMENTS

| | |
|-------------------------------------|---------------------|
| | \$449,786.35 |
| Reserve for uncollected taxes | \$37,316.96 |
| GRAND TOTAL—Budget | \$487,103.31 |

RECEIPTS AND REVENUES REALIZED IN 1952 TO MEET EXPENDITURES AND REQUIRED PAYMENTS

| | |
|---|---------------------|
| Surplus revenue appropriated .. | \$37,738.31 |
| Miscellaneous revenues realized .. | 54,042.95 |
| State aid revenues realized | 23,844.47 |
| Delinquent taxes including | |
| liens—1952 collections | 26,428.28 |
| current taxes—1952 collections.. | 323,920.58 |
| Emergency borrowings | |
| TOTAL RECEIPTS AND REVENUES REALIZED | \$465,974.59 |

CAPITAL OUTLAY—1952

| | |
|----------------------------------|-------------|
| Beaches and boardwalks | |
| Buildings and equipment | \$18,161.00 |
| Parks and playgrounds | |
| Sewers | |
| Streets, roads and bridges | 26,428.28 |
| Water supply | |
| Other | |

| | |
|-----------------------------|---------------|
| Tax rate | \$6.72 |
| Local school tax rate | 4.11 |
| County tax rate | 1.15 |
| Local purpose tax rate | 1.46 |

TAXES

| | | |
|--|---------------------|--|
| Local school tax ... | \$217,250.25 | |
| County taxes | 60,825.75 | |
| Special district taxes | | |
| Local purpose levy | \$278,076.00 | |
| Total tax levy (tax duplicate) .. | \$354,665.00 | |

| | |
|--|----------------|
| Per Capita Total Tax Levy | \$74.97 |
|--|----------------|

| | |
|--|--------------|
| Current | |
| 1952 taxes levied (total) | \$360,153.48 |
| Collected in 1952 | 323,920.58 |
| Per cent of levy collected in 1952 ... | 89.93 |
| Transferred to liens | 219.07 |
| Cancelled, abated or adjusted ... | 5,866.29 |
| Outstanding December 31, 1952 .. | \$30,147.54 |

| | |
|------------------------------------|-------------|
| All Prior Years Outstanding | |
| Balance January 1, 1952 | \$32,493.15 |
| Collected in 1952 | 26,196.14 |
| Balance December 31, 1952 | \$6,206.02 |

| | |
|-----------------------------------|------------|
| Tax Tide Liens Outstanding | |
| Balance January 1, 1952 | \$3,000.70 |
| Redeemed by cash | 232.14 |
| Balance December 31, 1952 | \$3,138.38 |

| | |
|---|----------|
| Property Acquired by Deed or Foreclosure | |
| Balance January 1, 1952 | \$900.00 |
| Sale for cash | |
| Balance December 31, 1952 | \$900.00 |

CAPITAL DEBT, DECEMBER 31, 1952

| | |
|--------------------------|--------------|
| Gross Debt | |
| School debt | \$294,791.00 |
| Self-liquidating debt .. | |
| Other capital debt .. | 25,600.00 |

| | |
|------------------------------------|---------------------|
| TOTAL GROSS DEBT | \$320,391.00 |
| Per Capita Gross Debt | \$67.72 |

| | |
|--------------------------|--------------|
| Deductions for | |
| School debt | \$294,791.00 |
| Self-liquidating debt .. | |
| Other capital debt .. | |

| | |
|-------------------------------|--------------------|
| TOTAL DEDUCTIONS | 294,791.00 |
| NET DEBT | \$25,600.00 |

| | |
|------------------------------------|----------------|
| Average Assessed Valuations | |
| Real Property 1950-1951-1952.. | \$4,368,308.00 |
| Per Cent of Net Debt | 0.58 |

CURRENT FINANCES DECEMBER 31, 1952

| | |
|-------------------------------------|--------------|
| Cash | \$220,157.11 |
| Taxes receivable | 36,353.56 |
| Tax title liens | 3,138.38 |
| Foreclosed property | 900.00 |
| Accounts receivable | |
| State road aid receivable | 18,126.10 |
| Emergencies and deferred charges .. | |

| | |
|---------------------------|---------------------|
| TOTAL ASSETS | \$278,675.15 |
|---------------------------|---------------------|

| | |
|------------------------|--------------|
| Cash liabilities | \$112,245.96 |
| Reserves | 40,391.94 |
| Surplus revenue | 126,037.25 |

| | |
|--|---------------------|
| TOTAL LIABILITIES AND SURPLUS | \$278,675.15 |
|--|---------------------|

HOWELL TOWNSHIP—MONMOUTH COUNTY

Population Census, 1950—6,696

Land Area 63.2 sq. mi.

Net Valuation Taxable \$3,436,753

| | |
|--|---------------------|
| EXPENDITURES AND REQUIRED PAYMENTS FOR 1952 | |
| General Government | |
| Administrative and executive | \$14,036.75 |
| Assessment and collection of taxes | 5,613.25 |
| Finance Department | 200.00 |
| Protection to Persons & Property | |
| Fire | 3,500.00 |
| Police | 4,300.00 |
| Other | |
| Streets and Roads | |
| Repairs and maintenance | 78,900.00 |
| Street lighting | 2,800.00 |
| Sanitation | |
| Street cleaning | |
| Garbage and ash removal | |
| Sewers | |
| Health and Charities | |
| Health service | 1,050.00 |
| Poor (including relief) | 6,700.00 |
| Hospitals (aid and maintenance) | |
| Other | |
| Recreation | |
| Beaches and boardwalks | |
| Parks and playgrounds | |
| Other | |
| Educational | |
| (Exclusive of school districts) .. | |
| Unclassified Purposes | |
| (Including contingent) | 500.00 |
| SUB-TOTAL—Municipal functions.. | \$117,600.00 |

| | |
|---|---------------------|
| Per Capita—Municipal functions | \$17.56 |
| Capital imp'ts and capital imp't fund | \$3,500.00 |
| Debt Service | |
| Principal payments .. | |
| Interest payments .. | |
| Total | |
| Per Capita Debt Service | |
| Deferred Charges and Statutory Expenditures | |
| Emergencies | |
| Other deferred chgs. | |
| Total | |
| TOTAL—Municipal expenditures .. | \$121,100.00 |

| | |
|---|-------------------|
| Required Payments for Local School, County, and Special District Taxes | 259,233.51 |
|---|-------------------|

| | |
|---|---------------------|
| TOTAL EXPENDITURES AND REQUIRED PAYMENTS | \$380,333.51 |
| Reserve for uncollected taxes | \$83,700.00 |
| GRAND TOTAL—Budget | \$464,033.51 |

| | |
|--|---------------------|
| RECEIPTS AND REVENUES REALIZED IN 1952 TO MEET EXPENDITURES AND REQUIRED PAYMENTS | |
| Surplus revenue appropriated | |
| Miscellaneous revenues realized | \$54,502.25 |
| State aid revenues realized | 11,414.00 |
| Delinquent taxes including liens—1952 collections | 73,031.92 |
| Current taxes—1952 collections .. | 254,446.33 |
| Emergency borrowings | |
| TOTAL RECEIPTS AND REVENUES REALIZED | \$393,394.50 |

| | |
|----------------------------------|-------|
| CAPITAL OUTLAY—1952 | |
| Beaches and boardwalks | |
| Buildings and equipment | |
| Parks and playgrounds | |
| Sewers | |
| Streets, roads and bridges | |
| Water supply | |
| Other | |

| | |
|------------------------------|---------------|
| Tax rate | \$9.98 |
| Local school tax rate | 5.95 |
| County tax rate | 1.60 |
| Local purpose tax rate | 2.43 |

| | |
|--|---------------------|
| TAXES | |
| Local school tax ... | 204,405.56 |
| County taxes | 54,827.95 |
| Special district taxes | |
| Local purpose levy | \$259,233.51 |
| | 83,700.00 |
| Total tax levy (tax duplicate) .. | \$342,933.51 |
| Per Capita Total Tax Levy | \$51.21 |

| | |
|--|--------------|
| Current | |
| 1952 taxes levied (total) | \$342,933.51 |
| Collected in 1952 | 254,446.33 |
| Per cent of levy collected in 1952 ... | 74.19 |
| Transferred to liens | |
| Cancelled, abated or adjusted .. | |
| Outstanding December 31, 1952 .. | \$88,487.18 |

| | |
|------------------------------------|-------------|
| All Prior Years Outstanding | |
| Balance January 1, 1952 | \$79,902.59 |
| Collected in 1952 | 70,213.27 |
| Balance December 31, 1952 | \$9,689.32 |

| | |
|------------------------------------|-------------|
| Tax Title Liens Outstanding | |
| Balance January 1, 1952 | \$65,592.87 |
| Redeemed by cash | 2,818.65 |
| Balance December 31, 1952 | \$62,774.22 |

| | |
|---|-------|
| Property Acquired by Deed or Foreclosure | |
| Balance January 1, 1952 | |
| Sale for cash | |
| Balance December 31, 1952 | |

CAPITAL DEBT, DECEMBER 31, 1952

| | |
|------------------------------------|---------------------|
| Gross Debt | |
| School debt | \$186,000.00 |
| Self-liquidating debt | |
| Other capital debt .. | |
| TOTAL GROSS DEBT | \$186,000.00 |
| Per Capita Gross Debt | \$27.78 |

| | |
|-------------------------------|-------------------|
| Deductions for | |
| School debt | \$184,491.00 |
| Self-liquidating debt | |
| Other capital debt .. | |
| TOTAL DEDUCTIONS | 184,491.00 |
| NET DEBT | \$1,509.00 |

| | |
|------------------------------------|----------------|
| Average Assessed Valuations | |
| Real Property 1950-1951-1952.. | \$3,074,853.00 |
| Per Cent of Net Debt | 0.04 |

CURRENT FINANCES DECEMBER 31, 1952

| | |
|-------------------------------------|---------------------|
| Cash | \$185,921.71 |
| Taxes receivable | 98,176.50 |
| Tax title liens | 62,774.22 |
| Foreclosed property | |
| Accounts receivable | 4,526.99 |
| State road aid receivable | 3,000.00 |
| Emergencies and deferred charges .. | 9.83 |
| TOTAL ASSETS | \$354,409.25 |

| | |
|------------------------|-------------|
| Cash liabilities | \$39,809.99 |
| Reserves | 165,477.71 |
| Surplus revenue | 149,121.55 |

| | |
|--|---------------------|
| TOTAL LIABILITIES AND SURPLUS | \$354,409.25 |
|--|---------------------|

INDEPENDENCE TOWNSHIP—WARREN COUNTY

Population Census, 1950—1,169 Land Area 19.1 sq. mi. Net Valuation Taxable \$964,162

| | |
|--|--------------------|
| EXPENDITURES AND REQUIRED PAYMENTS FOR 1952 | |
| General Government | |
| Administrative and executive | \$3,689.90 |
| Assessment and collection of taxes | 1,199.80 |
| Finance Department | 190.00 |
| Protection to Persons & Property | |
| Fire | 1,200.00 |
| Police | 1,162.63 |
| Other | |
| Streets and Roads | |
| Repairs and maintenance | 19,337.67 |
| Street lighting | |
| Sanitation | |
| Street cleaning | |
| Garbage and ash removal | |
| Sewers | |
| Health and Charities | |
| Health service | 260.00 |
| Poor (including relief) | |
| Hospitals (aid and maintenance) | |
| Other | |
| Recreation | |
| Beaches and boardwalks | |
| Parks and playgrounds | |
| Other | |
| Educational | |
| (Exclusive of school districts) .. | |
| Unclassified Purposes | |
| (Including contingent) | 1,002.10 |
| SUB-TOTAL—Municipal functions.. | \$28,042.10 |

| | |
|--|----------------|
| Per Capita—Municipal functions | \$23.99 |
| Capital imp'ts and capital imp't fund | \$1,700.00 |
| Debt Service | |
| Principal payments | |
| Interest payments .. | \$100.00 |
| Total | 100.00 |
| Per Capita Debt Service | |
| | \$0.09 |
| Deferred Charges and Statutory Expenditures | |
| Emergencies | |
| Other deferred chgs. | |
| Total | |

TOTAL—Municipal expenditures ... \$29,842.10

Required Payments for Local School, County, and Special District Taxes 47,117.70

TOTAL EXPENDITURES AND REQUIRED PAYMENTS **\$76,959.80**

Reserve for uncollected taxes

GRAND TOTAL—Budget \$86,284.70

RECEIPTS AND REVENUES REALIZED IN 1952 TO MEET EXPENDITURES AND REQUIRED PAYMENTS

| | |
|------------------------------------|-----------|
| Surplus revenue appropriated .. | \$500.00 |
| Miscellaneous revenues realized .. | 7,369.77 |
| State aid revenues realized | 5,236.00 |
| Delinquent taxes including | |
| liens—1952 collections | 6,370.22 |
| current taxes—1952 collections.. | 58,657.29 |
| Emergency borrowings | |

TOTAL RECEIPTS AND REVENUES REALIZED **\$78,133.28**

CAPITAL OUTLAY—1952

| | |
|----------------------------------|------------|
| Beaches and boardwalks | |
| Buildings and equipment | |
| Parks and playgrounds | |
| Sewers | |
| Streets, roads and bridges | \$6,160.66 |
| Water supply | |
| Other | |

| | |
|-----------------------------|---------------|
| Tax rate | \$6.92 |
| Local school tax rate | 3.51 |
| County tax rate | 1.38 |
| Local purpose tax rate | 2.03 |

TAXES

| | | |
|--|-------------|--------------------|
| Local school tax ... | \$33,871.45 | |
| County taxes | 13,246.25 | |
| Special district taxes | | |
| Local purpose levy | | \$47,117.70 |
| Total tax levy (tax duplicate) .. | | \$66,476.60 |

Per Capita Total Tax Levy **\$56.87**

| | |
|--|-------------|
| Current | |
| 1952 taxes levied (total) | \$67,037.59 |
| Collected in 1952 | 58,657.29 |
| Per cent of levy collected in 1952 ... | 87.49 |
| Transferred to liens | 3.60 |
| Cancelled, abated or adjusted .. | 276.80 |
| Outstanding December 31, 1952 .. | \$8,099.90 |

| | |
|------------------------------------|------------|
| All Prior Years Outstanding | |
| Balance January 1, 1952 | \$9,254.04 |
| Collected in 1952 | 6,370.22 |
| Balance December 31, 1952 | \$2,885.54 |

| | |
|------------------------------------|----------|
| Tax Title Liens Outstanding | |
| Balance January 1, 1952 | \$95.54 |
| Redeemed by cash | |
| Balance December 31, 1952 | \$108.41 |

| | |
|---|--|
| Property Acquired by Deed or Foreclosure | |
| Balance January 1, 1952 | |
| Sale for cash | |
| Balance December 31, 1952 | |

CAPITAL DEBT, DECEMBER 31, 1952

| | |
|--------------------------|-------------|
| Gross Debt | |
| School debt | \$11,500.00 |
| Self-liquidating debt .. | |
| Other capital debt .. | 35,926.00 |

TOTAL GROSS DEBT \$47,426.00

Per Capita Gross Debt **\$40.57**

| | |
|--------------------------|-------------|
| Deductions for | |
| School debt | \$11,500.00 |
| Self-liquidating debt .. | 35,926.00 |
| Other capital debt .. | |

TOTAL DEDUCTIONS 47,426.00

NET DEBT

Average Assessed Valuations

Real Property 1950-1951-1952.. \$826,420.00

Per Cent of Net Debt

CURRENT FINANCES DECEMBER 31, 1952

| | |
|-------------------------------------|-------------|
| Cash | \$25,658.36 |
| Taxes receivable | 10,956.44 |
| Tax title liens | 108.41 |
| Foreclosed property | |
| Accounts receivable | |
| State road aid receivable | |
| Emergencies and deferred charges .. | 602.10 |

TOTAL ASSETS **\$37,325.31**

| | |
|------------------------|-------------|
| Cash liabilities | \$16,199.67 |
| Reserves | 11,064.85 |
| Surplus revenue | 10,060.79 |

TOTAL LIABILITIES AND SURPLUS **\$37,325.31**

INTERLAKEN BOROUGH—MONMOUTH COUNTY

Population Census, 1950—833

Land Area 0.3 sq. mi.

Net Valuation Taxable \$1,431,810

| | |
|--|--------------------|
| EXPENDITURES AND REQUIRED PAYMENTS FOR 1952 | |
| General Government | |
| Administrative and executive | \$8,218.98 |
| Assessment and collection of taxes | 2,438.29 |
| Finance Department | |
| Protection to Persons & Property | |
| Fire | 2,170.00 |
| Police | 17,874.63 |
| Other | |
| Streets and Roads | |
| Repairs and maintenance | 6,582.16 |
| Street lighting | 2,210.13 |
| Sanitation | |
| Street cleaning | |
| Garbage and ash removal | 7,200.00 |
| Sewers | 2,148.76 |
| Health and Charities | |
| Health service | 205.50 |
| Poor (including relief) | |
| Hospitals (aid and maintenance). | 250.00 |
| Other | |
| Recreation | |
| Benches and boardwalks | |
| Parks and playgrounds | 3,858.34 |
| Other | |
| Educational | |
| (Exclusive of school districts) | |
| Unclassified Purposes | |
| (Including contingent) | 260.50 |
| SUB-TOTAL—Municipal functions.. | \$53,417.29 |

| | |
|---|-----------------|
| Per Capita—Municipal functions | \$64.13 |
| Capital imp'ts and capital imp't fund | \$1,500.00 |
| Debt Service | |
| Principal payments | \$6,000.00 |
| Interest payments | 1,638.00 |
| Total | 7,638.00 |

| | |
|--|--------------------|
| Per Capita Debt Service | \$9.17 |
| Deferred Charges and Statutory Expenditures | |
| Emergencies | |
| Other deferred chgs | \$3,339.90 |
| Total | 3,339.90 |
| TOTAL—Municipal expenditures | \$65,895.19 |

| | |
|---|------------------|
| Required Payments for Local School, County, and Special District Taxes | 67,931.52 |
|---|------------------|

| | |
|---|---------------------|
| TOTAL EXPENDITURES AND REQUIRED PAYMENTS | \$133,826.71 |
| Reserve for uncollected taxes | \$8,008.02 |
| GRAND TOTAL—Budget | \$141,834.73 |

| | |
|--|---------------------|
| RECEIPTS AND REVENUES REALIZED IN 1952 TO MEET EXPENDITURES AND REQUIRED PAYMENTS | |
| Surplus revenue appropriated | \$12,500.00 |
| Miscellaneous revenues realized. | 9,552.61 |
| State aid revenues realized | 2,748.00 |
| Delinquent taxes including | |
| liens—1952 collections | 4,481.75 |
| current taxes—1952 collections.. | 110,258.44 |
| Emergency borrowings | |
| TOTAL RECEIPTS AND REVENUES REALIZED | \$139,540.80 |

CAPITAL OUTLAY—1952

| | |
|--------------------------------------|-------|
| Beaches and boardwalks | |
| Buildings and equipment | |
| Parks and playgrounds | |
| Sewers | |
| Streets, roads and bridges | |
| Water supply | |
| Other | |

| | |
|----------------------------------|---------------|
| Tax rate | \$8.09 |
| Local school tax rate | 3.14 |
| County tax rate | 1.60 |
| Local purpose tax rate | 3.35 |

TAXES

| | |
|---|---------------------|
| Local school tax | \$45,000.00 |
| County taxes | 22,931.52 |
| Special district taxes | |
| Local purpose levy | \$67,931.52 |
| Total tax levy (tax duplicate) | \$115,762.84 |
| Per Capita Total Tax Levy | \$138.97 |

| | |
|--|--------------|
| Current | |
| 1952 taxes levied (total) | \$117,015.02 |
| Collected in 1952 | 110,258.44 |
| Per cent of levy collected in 1952 | 94.22 |
| Transferred to liens | 0.08 |
| Cancelled, abated or adjusted | 202.20 |
| Outstanding December 31, 1952 | \$6,554.30 |

| | |
|-------------------------------------|------------|
| All Prior Years Outstanding | |
| Balance January 1, 1952 | \$4,498.37 |
| Collected in 1952 | 4,236.71 |
| Balance December 31, 1952 | \$261.66 |

| | |
|-------------------------------------|------------|
| Tax Title Liens Outstanding | |
| Balance January 1, 1952 | \$5,139.16 |
| Redeemed by cash | 245.04 |
| Balance December 31, 1952 | \$4,316.65 |

| | |
|---|-------------|
| Property Acquired by Deed or Foreclosure | |
| Balance January 1, 1952 | \$15,180.00 |
| Sale for cash | 2,000.00 |
| Balance December 31, 1952 | \$15,580.00 |

CAPITAL DEBT, DECEMBER 31, 1952

| | |
|--|--------------------|
| Gross Debt | |
| School debt | |
| Self-liquidating debt | |
| Other capital debt | \$37,000.00 |
| TOTAL GROSS DEBT | \$37,000.00 |
| Per Capita Gross Debt | \$44.42 |

| | |
|-----------------------------------|--------------------|
| Deductions for | |
| School debt | |
| Self-liquidating debt | |
| Other capital debt | |
| TOTAL DEDUCTIONS | |
| NET DEBT | \$37,000.00 |

| | |
|------------------------------------|----------------|
| Average Assessed Valuations | |
| Real Property 1950-1951-1952.. | \$1,366,403.00 |
| Per Cent of Net Debt | 2.70 |

CURRENT FINANCES DECEMBER 31, 1952

| | |
|--|--------------------|
| Cash | \$22,004.45 |
| Taxes receivable | 6,815.96 |
| Tax title liens | 4,316.65 |
| Foreclosed property | 15,580.00 |
| Accounts receivable | 5.06 |
| State road aid receivable | |
| Emergencies and deferred charges | |
| TOTAL ASSETS | \$48,722.12 |

| | |
|--|--------------------|
| Cash liabilities | \$1,726.89 |
| Reserves | 26,717.67 |
| Surplus revenue | 20,277.56 |
| TOTAL LIABILITIES AND SURPLUS | \$48,722.12 |

IRVINGTON TOWN—ESSEX COUNTY

Population Census, 1950—59,201 Land Area 2.8 sq. mi. Net Valuation Taxable \$83,192,567

EXPENDITURES AND REQUIRED PAYMENTS FOR 1952

General Government
 Administrative and executive \$375,266.00
 Assessment and collection of taxes 117,519.00
 Finance Department 39,252.00

Protection to Persons & Property
 Fire 558,722.00
 Police 526,880.50
 Other 55,708.30

Streets and Roads
 Repairs and maintenance 111,704.97
 Street lighting 55,097.46

Sanitation
 Street cleaning
 Garbage and ash removal 262,076.91
 Sewers 93,770.78

Health and Charities
 Health service 109,750.31
 Poor (including relief) 63,617.77
 Hospitals (aid and maintenance) 701,745.30
 Other 1,800.00

Recreation
 Beaches and boardwalks
 Parks and playgrounds
 Other 36,481.00

Educational
 (Exclusive of school districts) .. 92,945.00

Unclassified Purposes
 (Including contingent) 132,466.80

SUB-TOTAL—Municipal functions.. \$3,334,804.10

Per Capita—Municipal functions \$56.33
 Capital imp'ts and capital imp't fund \$16,851.11

Debt Service
 Principal payments . \$442,337.95
 Interest payments .. 193,124.46

Total *635,462.41

Per Capita Debt Service \$10.73

Deferred Charges and Statutory Expenditures
 Emergencies \$27,241.27
 Other deferred chgs. 151,256.46

Total 178,497.73

TOTAL—Municipal expenditures ... \$4,165,615.35

Required Payments for Local School, County, and Special District Taxes 2,700,624.85

TOTAL EXPENDITURES AND REQUIRED PAYMENTS \$6,866,240.20

Reserve for uncollected taxes \$345,074.24

GRAND TOTAL—Budget \$7,211,314.44

RECEIPTS AND REVENUES REALIZED IN 1952 TO MEET EXPENDITURES AND REQUIRED PAYMENTS
 Surplus revenue appropriated .. \$280,000.00
 Miscellaneous revenues realized. 1,192,855.98
 State aid revenues realized 29,566.00
 Delinquent taxes including
 liens—1952 collections 196,468.56
 Current taxes—1952 collections.. 5,528,246.65
 Emergency borrowings

TOTAL RECEIPTS AND REVENUES REALIZED \$7,227,137.19

CAPITAL OUTLAY—1952

Beaches and boardwalks
 Buildings and equipment \$752,199.30
 Parks and playgrounds
 Sewers
 Streets, roads and bridges 4,557.18
 Water supply
 Other 180,770.56

* Includes \$379,129.00 Art. VI School Debt Service.

Tax rate \$6.90
 Local school tax rate 2.32
 County tax rate 1.04
 Local purpose tax rate 3.64

TAXES

Local school tax ... \$1,843,590.29
 County taxes 857,034.56
 Special district taxes

Local purpose levy \$2,700,624.85
 3,041,713.27

Total tax levy (tax duplicate) .. \$5,742,338.12

Per Capita Total Tax Levy \$97.00

Current
 1952 taxes levied (total) \$5,793,620.34
 Collected in 1952 5,528,246.65
 Per cent of levy collected in 1952 .. 95.41
 Transferred to liens 2,773.80
 Cancelled, abated or adjusted .. 80,040.00
 Outstanding December 31, 1952 .. \$182,559.89

All Prior Years Outstanding
 Balance January 1, 1952 \$342,340.50
 Collected in 1952 195,788.87
 Balance December 31, 1952 \$134,856.08

Tax Title Liens Outstanding
 Balance January 1, 1952 \$62,441.40
 Redeemed by cash 679.69
 Balance December 31, 1952 \$39,409.60

Property Acquired by Deed or Foreclosure
 Balance January 1, 1952 \$132,020.00
 Sale for cash 17,875.00
 Balance December 31, 1952 \$130,620.00

CAPITAL DEBT, DECEMBER 31, 1952

Gross Debt
 School debt \$4,227,150.00
 Self-liquidating debt.
 Other capital debt .. 1,880,232.00

TOTAL GROSS DEBT \$6,107,382.00
Per Capita Gross Debt \$103.16

Deductions for
 School debt \$4,227,150.00
 Self-liquidating debt.
 Other capital debt

TOTAL DEDUCTIONS 4,227,150.00
NET DEBT \$1,880,232.00

Average Assessed Valuations
 Real Property 1950-1951-1952.. \$69,512,945.00
 Per Cent of Net Debt 2.70

CURRENT FINANCES DECEMBER 31, 1952

Cash \$1,516,304.27
 Taxes receivable 317,415.97
 Tax title liens 39,409.60
 Foreclosed property 130,620.00
 Accounts receivable
 State road aid receivable 38,198.61
 Emergencies and deferred charges .. 3,210.32

TOTAL ASSETS \$2,045,158.77

Cash liabilities \$405,114.26
 Reserves 487,445.57
 Surplus revenue 1,152,598.94

TOTAL LIABILITIES AND SURPLUS \$2,045,158.77

ISLAND BEACH BOROUGH—OCEAN COUNTY

Population Census, 1950—13

Land Area 2.6 sq. mi.

Net Valuation Taxable \$573,525

| | |
|--|--------------------|
| EXPENDITURES AND REQUIRED PAYMENTS FOR 1952 | |
| General Government | |
| Administrative and executive | \$776.59 |
| Assessment and collection of taxes | 194.00 |
| Finance Department | 73.96 |
| Protection to Persons & Property | |
| Fire | 125.00 |
| Police | 101.00 |
| Other | |
| Streets and Roads | |
| Repairs and maintenance | |
| Street lighting | |
| Sanitation | |
| Street cleaning | |
| Garbage and ash removal | |
| Sewers | |
| Health and Charities | |
| Health service | 304.00 |
| Poor (including relief) | |
| Hospitals (aid and maintenance) | |
| Other | |
| Recreation | |
| Beaches and boardwalks | |
| Parks and playgrounds | |
| Other | |
| Educational | |
| (Exclusive of school districts) .. | 50.00 |
| Unclassified Purposes | |
| (Including contingent) | |
| SUB-TOTAL—Municipal functions.. | \$1,624.55 |
| Per Capita—Municipal functions .. | \$124.97 |
| Capital Imp'ts and capital imp't fund | |
| Debt Service | |
| Principal payments .. | |
| Interest payments .. | |
| Total | |
| Per Capita Debt Service | |
| Deferred Charges and Statutory Expenditures | |
| Emergencies | |
| Other deferred chgs. | \$39.00 |
| Total | \$39.00 |
| TOTAL—Municipal expenditures .. | \$1,663.55 |
| Required Payments for Local School, County, and Special District Taxes | |
| | 12,207.21 |
| TOTAL EXPENDITURES AND REQUIRED PAYMENTS | \$13,870.76 |
| Reserve for uncollected taxes | |
| GRAND TOTAL—Budget | \$13,870.76 |
| RECEIPTS AND REVENUES REALIZED IN 1952 TO MEET EXPENDITURES AND REQUIRED PAYMENTS | |
| Surplus revenue appropriated .. | \$934.69 |
| Miscellaneous revenues realized .. | 109.17 |
| State aid revenues realized | |
| Delinquent taxes including | |
| liens—1952 collections | |
| Current taxes—1952 collections .. | 13,649.96 |
| Emergency borrowings | |
| TOTAL RECEIPTS AND REVENUES REALIZED | \$14,693.82 |
| CAPITAL OUTLAY—1952 | |
| Beaches and boardwalks | |
| Buildings and equipment | |
| Parks and playgrounds | |
| Sewers | |
| Streets, roads and bridges | |
| Water supply | |
| Other | |

| | |
|---|--------------------|
| Tax rate | \$2.38 |
| Local school tax rate | 2.13 |
| County tax rate | 2.13 |
| Local purpose tax rate | 0.25 |
| TAXES | |
| Local school tax .. | |
| County taxes | \$12,207.21 |
| Special district taxes | |
| Local purpose levy | \$12,207.21 |
| | 1,429.31 |
| Total tax levy (tax duplicate) .. | <u>\$13,636.52</u> |
| Per Capita Total Tax Levy | |
| | \$1,048.96 |
| Current | |
| 1952 taxes levied (total) | \$13,649.96 |
| Collected in 1952 | 13,649.96 |
| Per cent of levy collected in 1952 .. | 100.00 |
| Transferred to liens | |
| Cancelled, abated or adjusted | |
| Outstanding December 31, 1952 .. | |
| All Prior Years Outstanding | |
| Balance January 1, 1952 | |
| Collected in 1952 | |
| Balance December 31, 1952 | |
| Tax Title Liens Outstanding | |
| Balance January 1, 1952 | |
| Redeemed by cash | |
| Balance December 31, 1952 | |
| Property Acquired by Deed or Foreclosure | |
| Balance January 1, 1952 | |
| Sale for cash | |
| Balance December 31, 1952 | |
| CAPITAL DEBT, DECEMBER 31, 1952 | |
| Gross Debt | |
| School debt | |
| Self-liquidating debt. | |
| Other capital debt .. | |
| TOTAL GROSS DEBT | |
| Per Capita Gross Debt | |
| | |
| Deductions for | |
| School debt | |
| Self-liquidating debt. | |
| Other capital debt .. | |
| TOTAL DEDUCTIONS | |
| NET DEBT | |
| Average Assessed Valuations | |
| Real Property 1950-1951-1952 .. | \$571,733.00 |
| Per Cent of Net Debt | |
| CURRENT FINANCES DECEMBER 31, 1952 | |
| Cash | \$824.06 |
| Taxes receivable | |
| Tax title liens | |
| Foreclosed property | |
| Accounts receivable | |
| State road aid receivable | |
| Emergencies and deferred charges .. | |
| TOTAL ASSETS | \$824.06 |
| Cash liabilities | |
| Reserves | |
| Surplus revenue | \$824.06 |
| TOTAL LIABILITIES AND SURPLUS | \$824.06 |

ISLAND HEIGHTS BOROUGH—OCEAN COUNTY

Population Census, 1950—795

Land Area 0.63 sq. mi.

Net Valuation Taxable \$914,915

EXPENDITURES AND REQUIRED PAYMENTS FOR 1952

| | |
|---|--------------------|
| General Government | |
| Administrative and executive | \$8,750.00 |
| Assessment and collection of taxes | 3,350.00 |
| Finance Department | |
| Protection to Persons & Property | |
| Fire | 3,100.00 |
| Police | 5,120.00 |
| Other | |
| Streets and Roads | |
| Repairs and maintenance | 8,281.11 |
| Street lighting | 3,000.00 |
| Sanitation | |
| Street cleaning | |
| Garbage and ash removal | 5,872.00 |
| Sewers | 5,200.00 |
| Health and Charities | |
| Health service | 175.00 |
| Poor (including relief) | 195.00 |
| Hospitals (aid and maintenance) | 50.00 |
| Other | 850.00 |
| Recreation | |
| Benches and boardwalks | 2,975.00 |
| Parks and playgrounds | 1,300.00 |
| Other | |
| Educational | |
| (Exclusive of school districts) .. | |
| Unclassified Purposes | |
| (Including contingent) | 300.00 |
| SUB-TOTAL—Municipal functions.. | \$48,518.11 |

| | |
|--|--------------------|
| Per Capita—Municipal functions | \$61.63 |
| Capital imp'ts and capital imp't fund | |
| Debt Service | |
| Principal payments .. | \$3,100.00 |
| Interest payments .. | 490.00 |
| Total | \$3,590.00 |
| Per Capita Debt Service | |
| | \$4.52 |
| Deferred Charges and Statutory Expenditures | |
| Emergencies | |
| Other deferred chgs. | |
| Total | |
| TOTAL—Municipal expenditures .. | \$52,108.11 |

| | |
|---|------------------|
| Required Payments for Local School, County, and Special District Taxes | 57,728.68 |
|---|------------------|

| | |
|---|---------------------|
| TOTAL EXPENDITURES AND REQUIRED PAYMENTS | \$109,836.79 |
| Reserve for uncollected taxes | \$15,588.29 |
| GRAND TOTAL—Budget | \$125,425.08 |

| | |
|--|---------------------|
| RECEIPTS AND REVENUES REALIZED IN 1952 TO MEET EXPENDITURES AND REQUIRED PAYMENTS | |
| Surplus revenue appropriated .. | \$13,100.00 |
| Miscellaneous revenues realized .. | 9,099.97 |
| State aid revenues realized | 2,545.44 |
| Delinquent taxes including | |
| Liens—1952 collections | 11,673.11 |
| Current taxes—1952 collections .. | 82,429.73 |
| Emergency borrowings | |
| TOTAL RECEIPTS AND REVENUES REALIZED | \$118,848.25 |

CAPITAL OUTLAY—1952

| | |
|----------------------------------|------------|
| Benches and boardwalks | |
| Buildings and equipment | \$2,269.01 |
| Parks and playgrounds | |
| Sewers | |
| Streets, roads and bridges | |
| Water supply | 1,314.64 |
| Other | |

| | |
|------------------------------|----------------|
| Tax rate | \$10.00 |
| Local school tax rate | 4.20 |
| County tax rate | 2.11 |
| Local purpose tax rate | 3.69 |

TAXES

| | | |
|--|--------------------|--|
| Local school tax ... | \$38,395.10 | |
| County taxes | 19,333.58 | |
| Special district taxes | | |
| Local purpose levy | 57,728.68 | |
| | 33,696.40 | |
| Total tax levy (tax duplicate) .. | \$91,425.08 | |

| | |
|--|-----------------|
| Per Capita Total Tax Levy | \$115.00 |
|--|-----------------|

| | |
|--|-------------|
| Current | |
| 1952 taxes levied (total) | \$91,829.41 |
| Collected in 1952 | 82,429.73 |
| Per cent of levy collected in 1952 ... | 89.76 |
| Transferred to liens | 2,000.00 |
| Cancelled, abated or adjusted .. | 156.08 |
| Outstanding December 31, 1952 .. | \$7,243.60 |

| | |
|------------------------------------|-------------|
| All Prior Years Outstanding | |
| Balance January 1, 1952 | \$10,827.67 |
| Collected in 1952 | 10,822.51 |
| Balance December 31, 1952 | \$199.98 |

| | |
|------------------------------------|-------------|
| Tax Title Liens Outstanding | |
| Balance January 1, 1952 | \$11,842.41 |
| Redeemed by cash | 850.60 |
| Balance December 31, 1952 | \$12,991.81 |

| | |
|---|------------|
| Property Acquired by Deed or Foreclosure | |
| Balance January 1, 1952 | \$8,175.00 |
| Sale for cash | 800.00 |
| Balance December 31, 1952 | \$7,925.00 |

CAPITAL DEBT, DECEMBER 31, 1952

| | |
|--------------------------|-------------|
| Gross Debt | |
| School debt | \$91,000.00 |
| Self-liquidating debt .. | 19,000.00 |
| Other capital debt .. | 10,800.00 |

| | |
|------------------------------------|---------------------|
| TOTAL GROSS DEBT | \$120,800.00 |
| Per Capita Gross Debt | \$151.95 |

| | |
|--------------------------|-------------|
| Deductions for | |
| School debt | \$54,113.00 |
| Self-liquidating debt .. | 19,000.00 |
| Other capital debt .. | |

| | |
|-------------------------------|--------------------|
| TOTAL DEDUCTIONS | 73,113.00 |
| NET DEBT | \$47,687.00 |

| | |
|------------------------------------|--------------|
| Average Assessed Valuations | |
| Real Property 1950-1951-1952 .. | \$901,888.00 |
| Per Cent of Net Debt | 5.28 |

CURRENT FINANCES DECEMBER 31, 1952

| | |
|-------------------------------------|-------------|
| Cash | \$41,090.15 |
| Taxes receivable | 7,443.58 |
| Tax title liens | 12,991.81 |
| Foreclosed property | 7,925.00 |
| Accounts receivable | 527.95 |
| State road aid receivable | 85.84 |
| Emergencies and deferred charges .. | |

| | |
|---------------------------|--------------------|
| TOTAL ASSETS | \$70,064.33 |
|---------------------------|--------------------|

| | |
|------------------------|-------------|
| Cash liabilities | \$24,056.50 |
| Reserves | 28,888.34 |
| Surplus revenue | 17,119.49 |

| | |
|--|--------------------|
| TOTAL LIABILITIES AND SURPLUS | \$70,064.33 |
|--|--------------------|

JACKSON TOWNSHIP—OCEAN COUNTY

Population Census, 1950—3,513

Land Area 100.8 sq. mi.

Net Valuation Taxable \$1,303,763

| | |
|--|--------------------|
| EXPENDITURES AND REQUIRED PAYMENTS FOR 1952 | |
| General Government | |
| Administrative and executive | \$10,900.00 |
| Assessment and collection of taxes | 6,050.00 |
| Finance Department | 925.00 |
| Protection to Persons & Property | |
| Fire | 2,400.00 |
| Police | 7,025.00 |
| Other | |
| Streets and Roads | |
| Repairs and maintenance | 8,535.00 |
| Street lighting | 500.00 |
| Sanitation | |
| Street cleaning | |
| Garbage and ash removal | |
| Sewers | |
| Health and Charities | |
| Health service | 110.00 |
| Poor (including relief) | 3,090.00 |
| Hospitals (aid and maintenance) | |
| Other | |
| Recreation | |
| Beaches and boardwalks | |
| Parks and playgrounds | |
| Other | |
| Educational | |
| (Exclusive of school districts) .. | |
| Unclassified Purposes | |
| (Including contingent) | 1,000.00 |
| SUB-TOTAL—Municipal functions.. | \$40,535.00 |

| | |
|---|----------------|
| Per Capita—Municipal functions | \$11.54 |
| Capital imp'ts and capital imp't fund | \$32,000.00 |
| Debt Service | |
| Principal payments .. | |
| Interest payments .. | |
| Total | |

| | |
|--|--------------|
| Per Capita Debt Service | |
| Deferred Charges and Statutory Expenditures | |
| Emergencies | |
| Other deferred chgs. | |
| Total | |

| | |
|--|--------------------|
| TOTAL—Municipal expenditures .. | \$72,535.00 |
|--|--------------------|

| | |
|---|-------------------|
| Required Payments for Local School, County, and Special District Taxes | 147,431.50 |
|---|-------------------|

| | |
|---|---------------------|
| TOTAL EXPENDITURES AND REQUIRED PAYMENTS | \$219,966.50 |
|---|---------------------|

| | |
|-------------------------------------|-------------|
| Reserve for uncollected taxes | \$37,475.00 |
|-------------------------------------|-------------|

| | |
|---------------------------------|---------------------|
| GRAND TOTAL—Budget | \$257,441.50 |
|---------------------------------|---------------------|

| | |
|--|-------------|
| RECEIPTS AND REVENUES REALIZED IN 1952 TO MEET EXPENDITURES AND REQUIRED PAYMENTS | |
| Miscellaneous revenue appropriated .. | \$28,900.00 |
| Miscellaneous revenues realized | 30,315.26 |
| State aid revenues realized | 13,960.00 |

| | |
|--------------------------------------|------------|
| Delinquent taxes including | |
| liens—1952 collections | 23,448.30 |
| Current taxes—1952 collections | 139,527.07 |
| Emergency borrowings | |

| | |
|---|---------------------|
| TOTAL RECEIPTS AND REVENUES REALIZED | \$236,150.63 |
|---|---------------------|

CAPITAL OUTLAY—1952

| | |
|----------------------------------|-------|
| Beaches and boardwalks | |
| Buildings and equipment | |
| Parks and playgrounds | |
| Sewers | |
| Streets, roads and bridges | |
| Water supply | |
| Other | |

| | |
|------------------------------|----------------|
| Tax rate | \$12.92 |
| Local school tax rate | 9.07 |
| County tax rate | 2.13 |
| Local purpose tax rate | 1.72 |

TAXES

| | |
|------------------------------|--------------|
| Local school tax ... | \$118,191.11 |
| County taxes | 27,740.39 |
| Special district taxes | 1,500.00 |

| | |
|--|---------------------|
| Local purpose levy | \$147,431.50 |
| | 22,400.00 |
| Total tax levy (tax duplicate) .. | \$169,831.50 |

| | |
|--|----------------|
| Per Capita Total Tax Levy | \$48.34 |
|--|----------------|

| | |
|--|--------------|
| Current | |
| 1952 taxes levied (total) | \$173,411.39 |
| Collected in 1952 | 139,527.07 |
| Per cent of levy collected in 1952 ... | 80.46 |
| Transferred to liens | 4,500.00 |
| Cancelled, abated or adjusted .. | |
| Outstanding December 31, 1952 .. | \$29,384.32 |

| | |
|------------------------------------|-------------|
| All Prior Years Outstanding | |
| Balance January 1, 1952 | \$61,765.59 |
| Collected in 1952 | 22,464.63 |
| Balance December 31, 1952 | \$37,717.56 |

| | |
|------------------------------------|-------------|
| Tax Title Liens Outstanding | |
| Balance January 1, 1952 | \$73,197.62 |
| Redeemed by cash | 983.67 |
| Balance December 31, 1952 | \$78,859.22 |

| | |
|---|------------|
| Property Acquired by Deed or Foreclosure | |
| Balance January 1, 1952 | \$8,406.91 |
| Sale for cash | |
| Balance December 31, 1952 | \$8,406.91 |

CAPITAL DEBT, DECEMBER 31, 1952

| | |
|-----------------------------|--------------|
| Gross Debt | |
| School debt | \$204,000.00 |
| Self-liquidating debt. | |
| Other capital debt .. | |

| | |
|------------------------------------|---------------------|
| TOTAL GROSS DEBT | \$204,000.00 |
| Per Capita Gross Debt | \$58.07 |

| | |
|-----------------------------|-------------|
| Deductions for | |
| School debt | \$69,912.00 |
| Self-liquidating debt. | |
| Other capital debt .. | |

| | |
|-------------------------------|---------------------|
| TOTAL DEDUCTIONS | 69,912.00 |
| NET DEBT | \$134,088.00 |

| | |
|------------------------------------|----------------|
| Average Assessed Valuations | |
| Real Property 1950-1951-1952 .. | \$1,165,197.00 |
| Per Cent of Net Debt | 11.50 |

CURRENT FINANCES DECEMBER 31, 1952

| | |
|-------------------------------------|--------------|
| Cash | \$132,985.65 |
| Taxes receivable | 67,101.88 |
| Tax title liens | 78,859.22 |
| Foreclosed property | 8,406.91 |
| Accounts receivable | 1,806.01 |
| State road aid receivable | 7,000.00 |
| Emergencies and deferred charges .. | 1,500.00 |

| | |
|---------------------------|---------------------|
| TOTAL ASSETS | \$297,659.67 |
|---------------------------|---------------------|

| | |
|------------------------|-------------|
| Cash liabilities | \$75,091.69 |
| Reserves | 156,174.02 |
| Surplus revenue | 66,393.96 |

| | |
|--|---------------------|
| TOTAL LIABILITIES AND SURPLUS | \$297,659.67 |
|--|---------------------|

JAMESBURG BOROUGH—MIDDLESEX COUNTY

| | | |
|--|-----------------------|-----------------------------------|
| Population Census, 1950—2,307 | Land Area 0.9 sq. mi. | Net Valuation Taxable \$1,106,120 |
| EXPENDITURES AND REQUIRED PAYMENTS FOR 1952 | | |
| General Government | | |
| Administrative and executive | \$7,039.06 | |
| Assessment and collection of taxes | 3,668.95 | |
| Finance Department | | |
| Protection to Persons & Property | | |
| Fire | 4,274.90 | |
| Police | 6,292.17 | |
| Other | | |
| Streets and Roads | | |
| Repairs and maintenance | 6,511.95 | |
| Street lighting | 2,733.76 | |
| Sanitation | | |
| Street cleaning | | |
| Garbage and ash removal | 2,188.55 | |
| Sewers | 5,689.58 | |
| Health and Charities | | |
| Health service | 734.28 | |
| Poor (including relief) | 1,692.00 | |
| Hospitals (aid and maintenance) | | |
| Other | 300.00 | |
| Recreation | | |
| Beaches and boardwalks | | |
| Parks and playgrounds | 63.45 | |
| Other | | |
| Educational | | |
| (Exclusive of school districts) .. | 100.00 | |
| Unclassified Purposes | | |
| (Including contingent) | 4,335.71 | |
| SUB-TOTAL—Municipal functions.. | \$45,624.36 | |
| Per Capita—Municipal functions | | |
| Capital imp'ts and capital imp't fund .. | \$19.78 | |
| Debt Service | \$500.00 | |
| Principal payments .. | \$7,300.00 | |
| Interest payments .. | 4,750.00 | |
| Total | 12,050.00 | |
| Per Capita Debt Service | | |
| | \$5.22 | |
| Deferred Charges and Statutory Expenditures | | |
| Emergencies | \$1,750.00 | |
| Other deferred chgs. .. | 2,537.78 | |
| Total | 4,287.78 | |
| TOTAL—Municipal expenditures .. | \$62,462.14 | |
| Required Payments for Local School, County, and Special District Taxes | | |
| | 79,966.74 | |
| TOTAL EXPENDITURES AND REQUIRED PAYMENTS | \$142,428.88 | |
| Reserve for uncollected taxes | \$14,283.50 | |
| GRAND TOTAL—Budget | \$156,712.38 | |
| RECEIPTS AND REVENUES REALIZED IN 1952 TO MEET EXPENDITURES AND REQUIRED PAYMENTS | | |
| Surplus revenue appropriated .. | \$12,000.00 | |
| Miscellaneous revenues realized .. | 18,173.37 | |
| State aid revenues realized | 1,743.00 | |
| Delinquent taxes including | | |
| liens—1952 collections | 9,653.26 | |
| Current taxes—1952 collections .. | 95,653.82 | |
| Emergency borrowings | | |
| TOTAL RECEIPTS AND REVENUES REALIZED | \$137,223.45 | |
| CAPITAL OUTLAY—1952 | | |
| Beaches and boardwalks | | |
| Buildings and equipment | | |
| Parks and playgrounds | | |
| Sewers | \$1,796.24 | |
| Streets, roads and bridges | | |
| Water supply | | |
| Other | | |
| Tax rate | | |
| Local school tax rate | \$0.02 | |
| County tax rate | 5.54 | |
| Local purpose tax rate | 1.69 | |
| Local purpose tax rate | 2.69 | |
| TAXES | | |
| Local school tax .. | \$61,298.76 | |
| County taxes | 18,667.98 | |
| Special district taxes | | |
| Local purpose levy | \$79,966.74 | |
| Total tax levy (tax duplicate) .. | \$110,317.02 | |
| Per Capita Total Tax Levy | | |
| | \$47.82 | |
| Current | | |
| 1952 taxes levied (total) | \$110,764.21 | |
| Collected in 1952 | 95,653.82 | |
| Per cent of levy collected in 1952 .. | 86.36 | |
| Transferred to liens | 669.60 | |
| Cancelled, abated or adjusted .. | 98.61 | |
| Outstanding December 31, 1952 .. | \$14,342.18 | |
| All Prior Years Outstanding | | |
| Balance January 1, 1952 | \$21,949.11 | |
| Collected in 1952 | 9,622.58 | |
| Balance December 31, 1952 | \$12,326.53 | |
| Tax Title Liens Outstanding | | |
| Balance January 1, 1952 | \$15,440.91 | |
| Redeemed by cash | 30.68 | |
| Balance December 31, 1952 | \$16,079.83 | |
| Property Acquired by Deed or Foreclosure | | |
| Balance January 1, 1952 | \$5,700.00 | |
| Sale for cash | 8,600.00 | |
| Balance December 31, 1952 | \$700.00 | |
| CAPITAL DEBT, DECEMBER 31, 1952 | | |
| Gross Debt | | |
| School debt | \$76,000.00 | |
| Self-liquidating debt .. | | |
| Other capital debt .. | 152,000.00 | |
| TOTAL GROSS DEBT | \$228,000.00 | |
| Per Capita Gross Debt | | |
| | \$98.83 | |
| Deductions for | | |
| School debt | \$76,000.00 | |
| Self-liquidating debt .. | | |
| Other capital debt .. | 10,000.00 | |
| TOTAL DEDUCTIONS | 86,000.00 | |
| NET DEBT | \$142,000.00 | |
| Average Assessed Valuations | | |
| Real Property 1950-1951-1952 .. | \$1,009,612.00 | |
| Per Cent of Net Debt | 14.06 | |
| CURRENT FINANCES DECEMBER 31, 1952 | | |
| Cash | \$19,844.86 | |
| Taxes receivable | 26,668.71 | |
| Tax title liens | 16,079.83 | |
| Foreclosed property | 700.00 | |
| Accounts receivable | 38,835.14 | |
| State road aid receivable .. | 9,000.00 | |
| Emergencies and deferred charges .. | 7,256.13 | |
| TOTAL ASSETS | \$118,384.67 | |
| Cash liabilities | \$8,596.42 | |
| Reserves | 82,283.68 | |
| Surplus revenue | 27,504.57 | |
| TOTAL LIABILITIES AND SURPLUS | \$118,384.67 | |

JEFFERSON TOWNSHIP—MORRIS COUNTY

Population Census, 1950—2,744 Land Area 44.3 sq. mi. Net Valuation Taxable \$5,159,893

| | |
|--|---------------------|
| EXPENDITURES AND REQUIRED PAYMENTS FOR 1952 | |
| General Government | |
| Administrative and executive | \$7,950.00 |
| Assessment and collection of taxes | 7,600.00 |
| Finance Department | 1,850.00 |
| Protection to Persons & Property | |
| Fire | 5,600.00 |
| Police | 14,700.00 |
| Other | |
| Streets and Roads | |
| Repairs and maintenance | 71,202.46 |
| Street lighting | |
| Sanitation | |
| Street cleaning | |
| Garbage and ash removal | |
| Sewers | |
| Health and Charities | |
| Health service | 875.00 |
| Poor (including relief) | 1,200.00 |
| Hospitals (aid and maintenance) | |
| Other | |
| Recreation | |
| Benches and boardwalks | |
| Parks and playgrounds | |
| Other | |
| Educational | |
| (Exclusive of school districts) .. | |
| Unclassified Purposes | |
| (Including contingent) | 475.00 |
| SUB-TOTAL—Municipal functions.. | \$111,452.46 |
| Per Capita—Municipal functions | |
| Capital imp'ts and capital imp't fund | \$40.62 |
| Debt Service | \$3,000.00 |
| Principal payments .. | |
| Interest payments .. | \$200.00 |
| Total | 200.00 |
| Per Capita Debt Service | |
| Deferred Charges and Statutory Expenditures | \$0.07 |
| Emergencies | |
| Emergencies | \$4,100.00 |
| Other deferred chgs. .. | 6,070.98 |
| Total | 10,170.98 |
| TOTAL—Municipal expenditures .. | \$124,823.44 |
| Required Payments for Local School, County, and Special District Taxes | |
| | 243,636.63 |
| TOTAL EXPENDITURES AND REQUIRED PAYMENTS | \$368,460.07 |
| Reserve for uncollected taxes | \$55,759.53 |
| GRAND TOTAL—Budget | \$424,219.60 |
| RECEIPTS AND REVENUES REALIZED IN 1952 TO MEET EXPENDITURES AND REQUIRED PAYMENTS | |
| Surplus revenue appropriated .. | \$36,100.00 |
| Miscellaneous revenues realized .. | 60,014.12 |
| State aid revenues realized | 7,465.00 |
| Delinquent taxes including liens—1952 collections .. | 33,567.89 |
| Current taxes—1952 collections.. | 274,715.89 |
| Emergency borrowings | |
| TOTAL RECEIPTS AND REVENUES REALIZED | \$411,862.90 |

CAPITAL OUTLAY—1952

| | |
|----------------------------------|------------|
| Benches and boardwalks | |
| Buildings and equipment | \$8,050.00 |
| Parks and playgrounds | |
| Sewers | |
| Streets, roads and bridges | 12,865.00 |
| Water supply | |
| Other | |

| | |
|---|---------------------|
| Tax rate | \$6.06 |
| Local school tax rate | 3.58 |
| County tax rate | 1.06 |
| Local purpose tax rate | 1.42 |
| TAXES | |
| Local school tax ... | \$184,941.70 |
| County taxes | 54,978.61 |
| Special district taxes | 3,716.32 |
| Local purpose levy | \$243,636.63 |
| | 72,460.08 |
| Total tax levy (tax duplicate) .. | \$316,096.71 |
| Per Capita Total Tax Levy | \$115.20 |
| Current | |
| 1952 taxes levied (total) | \$320,957.83 |
| Collected in 1952 | 274,715.89 |
| Per cent of levy collected in 1952 ... | 85.59 |
| Transferred to liens | 2,472.43 |
| Cancelled, abated or adjusted .. | 4,831.11 |
| Outstanding December 31, 1952 .. | \$38,938.40 |
| All Prior Years Outstanding | |
| Balance January 1, 1952 | \$32,644.46 |
| Collected in 1952 | 30,026.80 |
| Balance December 31, 1952 | \$1,408.33 |
| Tax Title Liens Outstanding | |
| Balance January 1, 1952 | \$12,269.73 |
| Redeemed by cash | 3,541.09 |
| Balance December 31, 1952 | \$12,243.36 |
| Property Acquired by Deed or Foreclosure | |
| Balance January 1, 1952 | \$9,000.00 |
| Sale for cash | |
| Balance December 31, 1952 | \$9,000.00 |

CAPITAL DEBT, DECEMBER 31, 1952

| | |
|------------------------------------|---------------------|
| Gross Debt | |
| School debt | \$340,400.00 |
| Self-liquidating debt .. | |
| Other capital debt .. | 7,000.00 |
| TOTAL GROSS DEBT | \$347,400.00 |
| Per Capita Gross Debt | |
| | \$126.60 |
| Deductions for | |
| School debt | \$271,591.00 |
| Self-liquidating debt .. | |
| Other capital debt .. | |
| TOTAL DEDUCTIONS | 271,591.00 |
| NET DEBT | \$75,809.00 |
| Average Assessed Valuations | |
| Real Property 1950-1951-1952.. | \$4,526,518.00 |
| Per Cent of Net Debt | 1.67 |

CURRENT FINANCES DECEMBER 31, 1952

| | |
|--|---------------------|
| Cash | \$186,537.89 |
| Taxes receivable | 40,344.23 |
| Tax title liens | 12,243.36 |
| Foreclosed property | 9,000.00 |
| Accounts receivable | 243.24 |
| State road aid receivable .. | 13,500.00 |
| Emergencies and deferred charges .. | 300.00 |
| TOTAL ASSETS | \$262,168.72 |
| Cash liabilities | \$92,025.59 |
| Reserves | 61,830.83 |
| Surplus revenue | 108,312.30 |
| TOTAL LIABILITIES AND SURPLUS | \$262,168.72 |

JERSEY CITY—CITY—HUDSON COUNTY

Population Census, 1950—299,017

Land Area 13.5 sq. mi.

Net Valuation Taxable \$484,339,145

EXPENDITURES AND REQUIRED PAYMENTS FOR 1952

| | |
|---|------------------------|
| General Government | |
| Administrative and executive | \$2,068,401.33 |
| Assessment and collection of taxes | 590,070.00 |
| Finance Department | 141,680.00 |
| Protection to Persons & Property | |
| Fire | 3,116,879.00 |
| Police | 5,134,199.00 |
| Other | |
| Streets and Roads | |
| Repairs and maintenance | 631,520.85 |
| Street lighting | 339,450.00 |
| Sanitation | |
| Street cleaning | 666,323.00 |
| Garbage and ash removal | 720,000.00 |
| Sewers | 142,790.00 |
| Health and Charities | |
| Health service | 249,580.00 |
| Poor (including relief) | 665,830.00 |
| Hospitals (aid and maintenance) | 8,167,865.00 |
| Other | |
| Recreation | |
| Benches and boardwalks | |
| Parks and playgrounds | 1,015,185.00 |
| Other | |
| Educational | |
| (Exclusive of school districts) .. | 554,955.00 |
| Unclassified Purposes | |
| (Including contingent) | 146,160.00 |
| SUB-TOTAL—Municipal functions.. | \$24,350,888.18 |

| | |
|--|----------------------|
| Per Capita—Municipal functions | \$81.44 |
| Capital imp'ts and capital imp't fund | \$277,000.00 |
| Debt Service | |
| Principal payments .. | \$2,906,000.00 |
| Interest payments .. | \$80,292.00 |
| Total | *3,786,292.00 |
| Per Capita Debt Service | \$12.66 |
| Deferred Charges and Statutory Expenditures | |
| Emergencies | \$60,000.00 |
| Other deferred chgs. .. | 1,111,442.25 |
| Total | 1,171,442.25 |

| | |
|---|------------------------|
| TOTAL—Municipal expenditures .. | \$29,585,622.43 |
| Required Payments for Local School, County, and Special District Taxes | 17,902,207.06 |

| | |
|---|------------------------|
| TOTAL EXPENDITURES AND REQUIRED PAYMENTS | \$47,487,829.49 |
| Reserve for uncollected taxes | \$5,196,443.15 |
| GRAND TOTAL—Budget | \$52,684,272.64 |

| | |
|--|------------------------|
| RECEIPTS AND REVENUES REALIZED IN 1952 TO MEET EXPENDITURES AND REQUIRED PAYMENTS | |
| Surplus revenue appropriated .. | \$9,000,000.00 |
| Miscellaneous revenues realized .. | 6,650,129.92 |
| State aid revenues realized | 153,385.00 |
| Delinquent taxes including | |
| liens—1952 collections | 1,561,334.20 |
| current taxes—1952 collections .. | 35,568,215.15 |
| Emergency borrowings | |
| TOTAL RECEIPTS AND REVENUES REALIZED | \$52,933,064.27 |

| | |
|----------------------------------|--------------|
| CAPITAL OUTLAY—1952 | |
| Beaches and boardwalks | |
| Buildings and equipment | \$904,678.34 |
| Parks and playgrounds | |
| Sewers | |
| Streets, roads and bridges | 18,487.62 |
| Water supply | 1,251,033.41 |
| Other | 31,447.64 |

* Includes \$815,158.25 Art. VI School Debt Service.

| | |
|------------------------------|---------------|
| Tax rate | \$7.65 |
| Local school tax rate | 1.99 |
| County tax rate | 1.71 |
| Local purpose tax rate | 3.95 |

TAXES

| | |
|--|------------------------|
| Local school tax .. | \$9,634,771.21 |
| County taxes | 8,267,433.85 |
| Special district taxes | |
| Local purpose levy | \$17,902,207.06 |
| | 19,210,450.58 |
| Total tax levy (tax duplicate) .. | \$37,112,687.04 |

| | |
|--|-----------------|
| Per Capita Total Tax Levy | \$124.12 |
|--|-----------------|

| | |
|---|-----------------|
| Current | |
| 1952 taxes levied (total) | \$37,244,039.72 |
| Collected in 1952 | 35,568,215.15 |
| Per cent of levy col- lected in 1952 | 95.50 |
| Transferred to Bens | 204,578.25 |
| Cancelled, abated or adjusted | 357,489.61 |
| Outstanding December 31, 1952 .. | \$1,113,757.31 |

| | |
|------------------------------------|----------------|
| All Prior Years Outstanding | |
| Balance January 1, 1952 | \$1,788,218.18 |
| Collected in 1952 | 1,136,912.20 |
| Balance December 31, 1952 | \$679,169.92 |

| | |
|------------------------------------|----------------|
| Tax Title Liens Outstanding | |
| Balance January 1, 1952 | \$4,302,911.62 |
| Redeemed by cash | 60,287.00 |
| Balance December 31, 1952 | \$4,089,494.09 |

| | |
|---|-----------------|
| Property Acquired by Deed or Foreclosure | |
| Balance January 1, 1952 | \$22,445,056.00 |
| Sale for cash | 364,135.00 |
| Balance December 31, 1952 | \$22,287,731.00 |

CAPITAL DEBT, DECEMBER 31, 1952

| | |
|------------------------------------|------------------------|
| Gross Debt | |
| School debt | \$14,307,963.00 |
| Self-liquidating debt .. | 13,400,000.00 |
| Other capital debt .. | 18,589,000.00 |
| TOTAL GROSS DEBT | \$46,296,963.00 |
| Per Capita Gross Debt | \$154.83 |

| | |
|-------------------------------|------------------------|
| Deductions for | |
| School debt | \$14,307,963.00 |
| Self-liquidating debt .. | 13,400,000.00 |
| Other capital debt | 964,000.00 |
| TOTAL DEDUCTIONS | 28,671,963.00 |
| NET DEBT | \$17,625,000.00 |

| | |
|------------------------------------|------------------|
| Average Assessed Valuations | |
| Real Property 1950-1951-1952 .. | \$418,966,807.00 |
| Per Cent of Net Debt | 4.20 |

CURRENT FINANCES DECEMBER 31, 1952

| | |
|-------------------------------------|------------------------|
| Cash | \$19,348,159.76 |
| Taxes receivable | 1,792,927.23 |
| Tax title liens | 4,089,494.09 |
| Foreclosed property | 22,287,731.00 |
| Accounts receivable | 4,917,938.98 |
| State road aid receivable | 74,087.86 |
| Emergencies and deferred charges .. | 15,000.00 |
| TOTAL ASSETS | \$52,525,338.92 |

| | |
|------------------------|----------------|
| Cash liabilities | \$8,279,281.59 |
| Reserves | 33,088,091.30 |
| Surplus revenue | 11,157,966.03 |

| | |
|--|------------------------|
| TOTAL LIABILITIES AND SURPLUS | \$52,525,338.92 |
|--|------------------------|

KEANSBURG BOROUGH—MONMOUTH COUNTY

Population Census, 1950—5,559

Land Area 1.0 sq. mi.

Net Valuation Taxable \$4,276,065

| | |
|--|---------------------|
| EXPENDITURES AND REQUIRED PAYMENTS FOR 1952 | |
| General Government | |
| Administrative and executive | \$25,270.00 |
| Assessment and collection of taxes | 3,784.00 |
| Finance Department | 4,732.00 |
| Protection to Persons & Property | |
| Fire | 7,000.00 |
| Police | 56,000.00 |
| Other | |
| Streets and Roads | |
| Repairs and maintenance | 42,250.00 |
| Street lighting | 11,500.00 |
| Sanitation | |
| Street cleaning | |
| Garbage and ash removal | 18,900.00 |
| Sewers | |
| Health and Charities | |
| Health service | 3,055.00 |
| Poor (Including relief) | 1,850.00 |
| Hospitals (aid and maintenance) | |
| Other | |
| Recreation | |
| Beaches and boardwalks | |
| Parks and playgrounds | |
| Other | |
| Educational | |
| (Exclusive of school districts) .. | 200.00 |
| Unclassified Purposes | |
| (Including contingent) | 9,544.00 |
| SUB-TOTAL—Municipal functions.. | \$184,085.00 |
| Per Capita—Municipal functions | |
| Capital imp'ts and capital imp't fund | \$33.11 |
| Capital imp'ts and capital imp't fund | \$1,500.00 |
| Debt Service | |
| Principal payments .. | \$26,500.00 |
| Interest payments .. | 5,353.00 |
| Total | 31,853.00 |
| Per Capita Debt Service | |
| Deferred Charges and Statutory Expenditures | \$5.73 |
| Emergencies | |
| Other deferred chgs. | \$30,427.86 |
| Total | 30,427.86 |
| TOTAL—Municipal expenditures .. | \$247,865.86 |
| Required Payments for Local School, County, and Special District Taxes | |
| | 213,690.60 |
| TOTAL EXPENDITURES AND REQUIRED PAYMENTS | \$461,556.46 |
| Reserve for uncollected taxes | \$61,134.95 |
| GRAND TOTAL—Budget | \$522,691.41 |
| RECEIPTS AND REVENUES REALIZED IN 1952 TO MEET EXPENDITURES AND REQUIRED PAYMENTS | |
| Surplus revenue appropriated .. | \$60,000.00 |
| Miscellaneous revenues realized .. | 86,394.64 |
| State aid revenues realized | 4,977.00 |
| Delinquent taxes including | |
| liens—1952 collections | 40,604.51 |
| Current taxes—1952 collections .. | 320,380.84 |
| Emergency borrowings | |
| TOTAL RECEIPTS AND REVENUES REALIZED | \$512,356.99 |

CAPITAL OUTLAY—1952

| | |
|----------------------------------|-------------|
| Beaches and boardwalks | |
| Buildings and equipment | \$24,101.82 |
| Parks and playgrounds | |
| Sewers | 1,572.16 |
| Streets, roads and bridges | |
| Water supply | |
| Other | |

| | |
|------------------------------|---------------|
| Tax rate | \$8.49 |
| Local school tax rate | 3.40 |
| County tax rate | 1.60 |
| Local purpose tax rate | 3.49 |

TAXES

| | | |
|--|---------------------|---------------------|
| Local school tax ... | \$145,307.78 | |
| County taxes | 68,382.82 | |
| Special district taxes | | |
| Local purpose levy | 150,673.81 | \$213,690.60 |
| Total tax levy (tax duplicate) .. | \$364,364.41 | |
| Per Capita Total Tax Levy | | |
| | \$65.54 | |

Current

| | |
|---------------------------------------|--------------|
| 1952 taxes levied (total) | \$364,364.41 |
| Collected in 1952 | 320,380.84 |
| Per cent of levy collected in 1952 .. | 87.92 |
| Transferred to liens | 1,285.67 |
| Cancelled, abated or adjusted .. | 916.91 |
| Outstanding December 31, 1952 .. | \$41,780.99 |

All Prior Years Outstanding

| | |
|---------------------------------|-------------|
| Balance January 1, 1952 | \$40,478.19 |
| Collected in 1952 | 40,139.19 |
| Balance December 31, 1952 | \$133.38 |

Tax Title Liens Outstanding

| | |
|---------------------------------|-------------|
| Balance January 1, 1952 | \$11,124.06 |
| Redeemed by cash | 465.32 |
| Balance December 31, 1952 | \$12,484.24 |

Property Acquired by Deed or Foreclosure

| | |
|---------------------------------|-------------|
| Balance January 1, 1952 | \$59,284.00 |
| Sale for cash | 1,625.00 |
| Balance December 31, 1952 | \$56,034.00 |

CAPITAL DEBT, DECEMBER 31, 1952

| | |
|------------------------------------|---------------------|
| Gross Debt | |
| School debt | \$185,000.00 |
| Self-liquidating debt .. | 449,000.00 |
| Other capital debt .. | 160,650.00 |
| TOTAL GROSS DEBT | \$794,650.00 |
| Per Capita Gross Debt | |
| | \$142.95 |

Deductions for

| | |
|-------------------------------|---------------------|
| School debt | \$185,000.00 |
| Self-liquidating debt .. | 116,000.00 |
| Other capital debt .. | 8,686.00 |
| TOTAL DEDUCTIONS | 309,686.00 |
| NET DEBT | \$484,964.00 |

Average Assessed Valuations

| | |
|---------------------------------|----------------|
| Real Property 1950-1951-1952 .. | \$4,078,690.00 |
| Per Cent of Net Debt | 11.89 |

CURRENT FINANCES DECEMBER 31, 1952

| | |
|--|---------------------|
| Cash | \$136,823.95 |
| Taxes receivable | 41,914.37 |
| Tax title liens | 12,484.24 |
| Foreclosed property | 56,034.00 |
| Accounts receivable | |
| State road aid receivable | |
| Emergencies and deferred charges .. | |
| TOTAL ASSETS | \$247,256.56 |
| Cash liabilities | \$40,804.55 |
| Reserves | 110,432.61 |
| Surplus revenue | 96,019.40 |
| TOTAL LIABILITIES AND SURPLUS | \$247,256.56 |

KEARNY TOWN—HUDSON COUNTY

Population Census, 1950—39,952 Land Area 9.3 sq. mi. Net Valuation Taxable \$82,180,085

| | |
|---|-----------------------|
| EXPENDITURES AND REQUIRED PAYMENTS FOR 1952 | |
| General Government | |
| Administrative and executive | \$121,825.00 |
| Assessment and collection of taxes | 49,500.00 |
| Finance Department | 14,900.00 |
| Protection to Persons & Property | |
| Fire | 502,336.00 |
| Police | 553,255.00 |
| Other | |
| Streets and Roads | |
| Repairs and maintenance | 61,577.03 |
| Street lighting | 62,800.00 |
| Sanitation | |
| Street cleaning | 52,525.00 |
| Garbage and ash removal | 124,275.00 |
| Sewers | 171,522.17 |
| Health and Charities | |
| Health service | 35,440.00 |
| Poor (including relief) | 46,890.00 |
| Hospitals (aid and maintenance) .. | 40,500.00 |
| Other | |
| Recreation | |
| Beaches and boardwalks | |
| Parks and playgrounds | 65,825.00 |
| Other | |
| Educational | |
| (Exclusive of school districts) .. | 44,065.00 |
| Unclassified Purposes | |
| (Including contingent) | 125,239.80 |
| SUB-TOTAL—Municipal functions.. | \$2,072,475.00 |
| Per Capita—Municipal functions | |
| | \$51.87 |
| Capital imp'ts and capital imp't fund .. | 47,000.00 |
| Debt Service | |
| Principal payments .. | \$508,000.00 |
| Interest payments .. | 95,525.25 |
| Total | *603,525.25 |
| Per Capita Debt | |
| | \$15.11 |
| Deferred Charges and Statutory Expenditures | |
| Emergencies | \$11,475.00 |
| Other deferred chgs. | 173,452.51 |
| Total | 184,927.51 |
| TOTAL—Municipal expenditures ... | \$2,907,927.76 |
| Required Payments for Local School, County, and Special District Taxes | |
| | 2,675,856.84 |
| TOTAL EXPENDITURES AND REQUIRED PAYMENTS | \$5,583,784.60 |
| Reserve for uncollected taxes | \$346,059.71 |
| GRAND TOTAL—Budget | \$5,929,844.31 |

| | |
|---|-----------------------|
| Tax rate | \$5.27 |
| Local school tax rate | 1.52 |
| County tax rate | 1.74 |
| Local purpose tax rate | 2.01 |
| TAXES | |
| Local school tax ... | \$1,249,586.16 |
| County taxes | 1,426,270.68 |
| Special district taxes | |
| Local purpose levy | \$2,675,856.84 |
| | 1,650,024.46 |
| Total tax levy (tax duplicate) .. | \$4,325,881.30 |
| Per Capita Total Tax Levy | |
| | \$108.28 |
| Current | |
| 1952 taxes levied (total) | \$4,447,961.12 |
| Collected in 1952 | 4,354,530.27 |
| Per cent of levy collected in 1952 .. | 97.89 |
| Transferred to liens | 5,385.00 |
| Cancelled, abated or adjusted | 5,608.44 |
| Outstanding December 31, 1952 .. | \$82,437.41 |
| All Prior Years Outstanding | |
| Balance January 1, 1952 | \$135,370.51 |
| Collected in 1952 | 100,398.06 |
| Balance December 31, 1952 | \$34,908.01 |
| Tax Title Liens Outstanding | |
| Balance January 1, 1952 | \$40,547.25 |
| Redeemed by cash | |
| Balance December 31, 1952 | \$45,932.25 |
| Property Acquired by Deed or Foreclosure | |
| Balance January 1, 1952 | \$1,337,435.00 |
| Sale for cash | 10,749.56 |
| Balance December 31, 1952 | \$1,326,935.00 |

CAPITAL DEBT, DECEMBER 31, 1952

| | |
|------------------------------------|-----------------------|
| Gross Debt | |
| School debt | \$1,791,000.00 |
| Self-liquidating debt. | 3,365,000.00 |
| Other capital debt .. | 1,421,329.00 |
| TOTAL GROSS DEBT | \$6,577,329.00 |
| Per Capita Gross Debt | |
| | \$164.63 |
| Deductions for | |
| School debt | \$1,791,000.00 |
| Self-liquidating debt. | 2,959,991.00 |
| Other capital debt .. | |
| TOTAL DEDUCTIONS | 4,750,991.00 |
| NET DEBT | \$1,826,338.00 |
| Average Assessed Valuations | |
| Real Property 1950-1951-1952 .. | \$67,364,510.00 |
| Per Cent of Net Debt | 2.71 |

CURRENT FINANCES DECEMBER 31, 1952

| | |
|--|-----------------------|
| Cash | \$1,702,686.52 |
| Taxes receivable | 117,345.42 |
| Tax title liens | 45,932.25 |
| Foreclosed property | 1,326,935.00 |
| Accounts receivable | 13,709.90 |
| State road aid receivable | 28,393.96 |
| Emergencies and deferred charges .. | 10,729.20 |
| TOTAL ASSETS | \$3,245,732.25 |
| Cash liabilities | \$168,224.72 |
| Reserves | 1,503,922.57 |
| Surplus revenue | 1,573,584.96 |
| TOTAL LIABILITIES AND SURPLUS | \$3,245,732.25 |

| | |
|----------------------------------|--------------|
| CAPITAL OUTLAY—1952 | |
| Beaches and boardwalks | |
| Buildings and equipment | \$124,662.45 |
| Parks and playgrounds | |
| Sewers | |
| Streets, roads and bridges | 93,702.58 |
| Water supply | 4,298.97 |
| Other | |

* Includes \$233,061.75 Art. VI School Debt Service.

KENILWORTH BOROUGH—UNION COUNTY

Population Census, 1950—4,922 Land Area 2.1 sq. mi. Net Valuation Taxable \$7,395,095

| | |
|--|---------------------|
| EXPENDITURES AND REQUIRED PAYMENTS FOR 1952 | |
| General Government | |
| Administrative and executive | \$22,150.00 |
| Assessment and collection of taxes | 20,700.00 |
| Finance Department | |
| Protection to Persons & Property | |
| Fire | 19,930.00 |
| Police | 52,950.00 |
| Other | |
| Streets and Roads | |
| Repairs and maintenance | 28,505.00 |
| Street lighting | 7,900.00 |
| Sanitation | |
| Street cleaning | |
| Garbage and ash removal | 9,500.00 |
| Sewers | 5,875.00 |
| Health and Charities | |
| Health service | 1,500.00 |
| Poor (including relief) | 1,915.00 |
| Hospitals (aid and maintenance) | |
| Other | |
| Recreation | |
| Beaches and boardwalks | |
| Parks and playgrounds | 1,800.00 |
| Other | 2,850.00 |
| Educational | |
| (Exclusive of school districts) .. | 3,775.00 |
| Unclassified Purposes | |
| (Including contingent) | 875.00 |
| SUB-TOTAL—Municipal functions.. | \$180,225.00 |
| Per Capita—Municipal functions | |
| Capital imp'ts and capital imp't fund | \$36.62 |
| Capital imp'ts and capital imp't fund | \$10,000.00 |
| Debt Service | |
| Principal payments .. | \$30,850.00 |
| Interest payments .. | 16,520.00 |
| Total | 47,370.00 |
| Per Capita Debt Service | |
| | \$0.62 |
| Deferred Charges and Statutory Expenditures | |
| Emergencies | \$10,000.00 |
| Other deferred chgs | 8,438.69 |
| Total | 18,438.69 |
| TOTAL—Municipal expenditures .. | \$256,033.69 |
| Required Payments for Local School, County, and Special District Taxes | |
| | 285,100.43 |
| TOTAL EXPENDITURES AND REQUIRED PAYMENTS | |
| | \$541,134.12 |
| Reserve for uncollected taxes | \$58,401.44 |
| GRAND TOTAL—Budget | \$599,535.56 |
| RECEIPTS AND REVENUES REALIZED IN 1952 TO MEET EXPENDITURES AND REQUIRED PAYMENTS | |
| Surplus revenue appropriated .. | \$75,000.00 |
| Miscellaneous revenues realized .. | 63,416.95 |
| State aid revenues realized | 4,745.00 |
| Delinquent taxes including | |
| liens—1952 collections | 33,986.57 |
| current taxes—1952 collections .. | 433,129.94 |
| Emergency borrowings | |
| TOTAL RECEIPTS AND REVENUES REALIZED | \$610,278.46 |

CAPITAL OUTLAY—1952

| | |
|----------------------------------|------------|
| Beaches and boardwalks | |
| Buildings and equipment | |
| Parks and playgrounds | |
| Sewers | \$4,723.66 |
| Streets, roads and bridges | 20,114.96 |
| Water supply | |
| Other | 2,650.00 |

| | |
|---|---------------------|
| Tax rate | \$6.10 |
| Local school tax rate | 3.01 |
| County tax rate | 0.84 |
| Local purpose tax rate | 2.25 |
| TAXES | |
| Local school tax ... | \$222,635.75 |
| County taxes | 62,464.68 |
| Special district taxes | |
| Local purpose levy | \$285,100.43 |
| | 165,590.13 |
| Total tax levy (tax duplicate) .. | \$450,690.56 |
| Per Capita Total Tax Levy | |
| | \$91.57 |
| Current | |
| 1952 taxes levied (total) | \$464,182.35 |
| Collected in 1952 | 433,129.94 |
| Per cent of levy collected in 1952 ... | 93.31 |
| Transferred to liens | 4,908.79 |
| Cancelled, abated or adjusted .. | 329.46 |
| Outstanding December 31, 1952 .. | \$25,814.16 |
| All Prior Years Outstanding | |
| Balance January 1, 1952 | \$39,983.73 |
| Collected in 1952 | \$22,550.64 |
| Balance December 31, 1952 | \$17,402.78 |
| Tax Title Liens Outstanding | |
| Balance January 1, 1952 | \$108,604.81 |
| Redeemed by cash | 11,435.93 |
| Balance December 31, 1952 | \$57,044.01 |
| Property Acquired by Deed or Foreclosure | |
| Balance January 1, 1952 | \$76,649.00 |
| Sale for cash | 57,111.75 |
| Balance December 31, 1952 | \$80,415.00 |

CAPITAL DEBT, DECEMBER 31, 1952

| | |
|------------------------------------|---------------------|
| Gross Debt | |
| School debt | \$491,457.00 |
| Self-liquidating debt .. | |
| Other capital debt .. | 417,065.00 |
| TOTAL GROSS DEBT | \$908,522.00 |
| Per Capita Gross Debt | |
| | \$184.58 |
| Deductions for | |
| School debt | \$491,457.00 |
| Self-liquidating debt .. | |
| Other capital debt .. | |
| TOTAL DEDUCTIONS | 491,457.00 |
| NET DEBT | \$417,065.00 |

| | |
|------------------------------------|----------------|
| Average Assessed Valuations | |
| Real Property 1950-1951-1952 .. | \$5,468,095.00 |
| Per Cent of Net Debt | 7.62 |

CURRENT FINANCES DECEMBER 31, 1952

| | |
|--|---------------------|
| Cash | \$353,050.04 |
| Taxes receivable | 43,216.94 |
| Tax title liens | 57,044.01 |
| Foreclosed property | 80,415.00 |
| Accounts receivable | 3,085.50 |
| State road aid receivable | |
| Emergencies and deferred charges .. | 5,200.00 |
| TOTAL ASSETS | \$542,011.49 |
| Cash liabilities | \$29,639.25 |
| Reserves | 183,761.45 |
| Surplus revenue | 328,610.79 |
| TOTAL LIABILITIES AND SURPLUS | \$542,011.49 |

KEYPORT BOROUGH—MONMOUTH COUNTY

Population Census, 1950—5,888 Land Area 1.4 sq. mi. Net Valuation Taxable \$4,252,865

| | |
|---|---------------------|
| EXPENDITURES AND RE-REQUIRED PAYMENTS FOR 1952 | |
| General Government | |
| Administrative and executive | \$20,751.71 |
| Assessment and collection of taxes | 5,131.25 |
| Finance Department | |
| Protection to Persons & Property | |
| Fire | 11,775.00 |
| Police | 37,504.08 |
| Other | |
| Streets and Roads | |
| Repairs and maintenance | 15,575.00 |
| Street lighting | 6,400.00 |
| Sanitation | |
| Street cleaning | |
| Garbage and ash removal | 21,000.09 |
| Sewers | 16,425.00 |
| Health and Charities | |
| Health service | 6,356.25 |
| Poor (including relief) | 1,527.50 |
| Hospitals (aid and maintenance) | |
| Other | |
| Recreation | |
| Beaches and boardwalks | |
| Parks and playgrounds | 1,500.00 |
| Other | 200.00 |
| Educational | |
| (Exclusive of school districts) .. | 4,100.00 |
| Unclassified Purposes | |
| (Including contingent) | 2,350.00 |
| SUB-TOTAL—Municipal functions.. | \$150,595.79 |

| | |
|--|-----------------|
| Per Capita—Municipal functions | \$25.58 |
| Capital imp'ts and capital imp't fund | \$12,325.00 |
| Debt Service | |
| Principal payments .. | \$7,500.00 |
| Interest payments .. | 2,376.71 |
| Total | 9,876.71 |
| Per Capita Debt Service | \$1.68 |
| Deferred Charges and Statutory Expenditures | |
| Emergencies | \$2,324.40 |
| Other deferred chgs. | 2,500.00 |
| Total | 4,824.40 |

| | |
|--|---------------------|
| TOTAL—Municipal expenditures ... | \$177,621.90 |
| Required Payments for Local School, County and Special District Taxes | |
| | 250,153.18 |

| | |
|---|---------------------|
| TOTAL EXPENDITURES AND REQUIRED PAYMENTS | \$427,775.08 |
| Reserve for uncollected taxes | \$44,369.05 |
| GRAND TOTAL—Budget | \$472,144.13 |

| | |
|--|---------------------|
| RECEIPTS AND REVENUES REALIZED IN 1952 TO MEET EXPENDITURES AND REQUIRED PAYMENTS | |
| Surplus revenue appropriated .. | \$33,000.00 |
| Miscellaneous revenues realized .. | 45,926.46 |
| State aid revenues realized | 5,691.00 |
| Delinquent taxes including | |
| liens—1952 collections | 40,155.13 |
| Current taxes—1952 collections .. | 311,960.50 |
| Emergency borrowings | |
| TOTAL RECEIPTS AND REVENUES REALIZED | \$436,733.09 |

| | |
|----------------------------------|-------------|
| CAPITAL OUTLAY—1952 | |
| Beaches and boardwalks | |
| Buildings and equipment | \$73,965.93 |
| Parks and playgrounds | |
| Sewers | |
| Streets, roads and bridges | 14,659.55 |
| Water supply | 4,867.12 |
| Other | 4,960.72 |

| | |
|------------------------------|---------------|
| Tax rate | \$8.24 |
| Local school tax rate | 4.32 |
| County tax rate | 1.56 |
| Local purpose tax rate | 2.36 |

| | |
|--|---------------------|
| TAXES | |
| Local school tax ... | \$183,790.14 |
| County taxes | 66,363.04 |
| Special district taxes | |
| Local purpose levy | \$250,153.18 |
| Total tax levy (tax duplicate) .. | \$352,008.13 |
| Per Capita Total Tax Levy | |
| | \$59.78 |

| | |
|--|--------------|
| Current | |
| 1952 taxes levied (total) | \$352,474.32 |
| Collected in 1952 | 311,960.50 |
| Per cent of levy collected in 1952 ... | 88.50 |
| Transferred to liens | 1,332.82 |
| Cancelled, abated or adjusted .. | 1,379.22 |
| Outstanding December 31, 1952 .. | \$37,801.78 |

| | |
|------------------------------------|-------------|
| All Prior Years Outstanding | |
| Balance January 1, 1952 | \$43,434.37 |
| Collected in 1952 | 37,645.91 |
| Balance December 31, 1952 | \$5,788.46 |

| | |
|------------------------------------|-------------|
| Tax Title Liens Outstanding | |
| Balance January 1, 1952 | \$16,260.18 |
| Revised by cash | 2,509.22 |
| Balance December 31, 1952 | \$15,083.78 |

| | |
|---|-------------|
| Property Acquired by Deed or Foreclosure | |
| Balance January 1, 1952 | \$19,313.00 |
| Sale for cash | 2,100.00 |
| Balance December 31, 1952 | \$17,213.00 |

| | |
|--|---------------------|
| CAPITAL DEBT, DECEMBER 31, 1952 | |
| Gross Debt | |
| School debt | \$412,000.00 |
| Self-liquidating debt. | 143,775.00 |
| Other capital debt .. | 142,900.00 |
| TOTAL GROSS DEBT | \$698,675.00 |
| Per Capita Gross Debt | \$118.66 |

| | |
|-------------------------------|---------------------|
| Deductions for | |
| School debt | \$308,650.00 |
| Self-liquidating debt. | 143,775.00 |
| Other capital debt .. | |
| TOTAL DEDUCTIONS | 452,425.00 |
| NET DEBT | \$246,250.00 |

| | |
|------------------------------------|----------------|
| Average Assessed Valuations | |
| Real Property 1950-1951-1952.. | \$3,858,120.00 |
| Per Cent of Net Debt | 6.33 |

| | |
|--|---------------------|
| CURRENT FINANCES DECEMBER 31, 1952 | |
| Cash | \$74,976.49 |
| Taxes receivable | 43,590.24 |
| Tax title liens | 15,083.78 |
| Foreclosed property | 17,213.00 |
| Accounts receivable | 1,840.30 |
| State road aid receivable | |
| Emergencies and deferred charges .. | 5,720.00 |
| TOTAL ASSETS | \$158,423.81 |
| Cash liabilities | \$6,820.65 |
| Reserves | 77,127.32 |
| Surplus revenue | 73,875.84 |
| TOTAL LIABILITIES AND SURPLUS | \$158,423.81 |

KINGWOOD TOWNSHIP—HUNTERDON COUNTY

Population Census, 1950—1,320 Land Area 35.6 sq. mi. Net Valuation Taxable \$1,299,854

| | |
|---|--------------------|
| EXPENDITURES AND RE-REQUIRED PAYMENTS FOR 1952 | |
| General Government | |
| Administrative and executive | \$3,230.85 |
| Assessment and collection of taxes | 1,475.00 |
| Finance Department | 350.00 |
| Protection to Persons & Property | |
| Fire | 1,000.00 |
| Police | 995.50 |
| Other | |
| Streets and Roads | |
| Repairs and maintenance | 24,232.44 |
| Street lighting | 461.06 |
| Sanitation | |
| Street cleaning | |
| Garbage and ash removal | |
| Sewers | |
| Health and Charities | |
| Health service | 800.00 |
| Poor (including relief) | 180.00 |
| Hospitals (aid and maintenance) | |
| Other | 125.00 |
| Recreation | |
| Beaches and boardwalks | |
| Parks and playgrounds | |
| Other | |
| Educational | |
| (Exclusive of school districts) .. | |
| Unclassified Purposes | |
| (Including contingent) | 250.00 |
| SUB-TOTAL—Municipal functions.. | \$33,093.85 |

| | |
|--|--------------------|
| Per Capita—Municipal functions | \$25.08 |
| Capital imp'ts and capital imp't fund | \$14,300.00 |
| Debt Service | |
| Principal payments .. | |
| Interest payments .. | |
| Total | |
| Per Capita Debt Service | |
| Deferred Charges and Statutory Expenditures | |
| Emergencies | |
| Other deferred chgs. | \$4,116.26 |
| Total | 4,116.26 |
| TOTAL—Municipal expenditures .. | \$51,516.11 |

| | |
|---|---------------------|
| Required Payments for Local School, County, and Special District Taxes | 53,005.40 |
| TOTAL EXPENDITURES AND REQUIRED PAYMENTS | \$104,521.51 |
| Reserve for uncollected taxes | \$11,923.19 |
| GRAND TOTAL—Budget | \$116,444.70 |

| | |
|---|---------------------|
| RECEIPTS AND REVENUES REALIZED IN 1952 TO MEET EXPENDITURES AND RE-REQUIRED PAYMENTS | |
| Surplus revenue appropriated | \$9,000.00 |
| Miscellaneous revenues realized | 10,435.55 |
| State aid revenues realized | 20,910.00 |
| Delinquent taxes including liens—1952 collections | 6,079.36 |
| Current taxes—1952 collections | 56,193.90 |
| Emergency borrowings | |
| TOTAL RECEIPTS AND REVENUES REALIZED | \$104,618.81 |

| | |
|----------------------------------|-------|
| CAPITAL OUTLAY—1952 | |
| Beaches and boardwalks | |
| Buildings and equipment | |
| Parks and playgrounds | |
| Sewers | |
| Streets, roads and bridges | |
| Water supply | |
| Other | |

| | |
|------------------------------|---------------|
| Tax rate | \$5.22 |
| Local school tax rate | 3.06 |
| County tax rate | 1.00 |
| Local purpose tax rate | 1.14 |

| | |
|--|--------------------|
| TAXES | |
| Local school tax ... | \$40,000.00 |
| County taxes | 13,005.40 |
| Special district taxes | |
| Local purpose levy | \$53,005.40 |
| | 14,755.45 |
| Total tax levy (tax duplicate) .. | \$67,760.85 |
| Per Capita Total Tax Levy | \$51.33 |

| | |
|--|-------------|
| Current | |
| 1952 taxes levied (total) | \$68,627.17 |
| Collected in 1952 | 56,193.90 |
| Per cent of levy collected in 1952 | 81.88 |
| Transferred to liens | 101.79 |
| Cancelled, abated or adjusted | 58.50 |
| Outstanding December 31, 1952 .. | \$12,272.98 |

| | |
|------------------------------------|-------------|
| All Prior Years Outstanding | |
| Balance January 1, 1952 | \$12,840.94 |
| Collected in 1952 | 8,079.36 |
| Balance December 31, 1952 | \$4,776.06 |

| | |
|------------------------------------|------------|
| Tax Title Liens Outstanding | |
| Balance January 1, 1952 | \$922.85 |
| Redeemed by cash | |
| Balance December 31, 1952 | \$1,024.64 |

| | |
|---|-------|
| Property Acquired by Deed or Foreclosure | |
| Balance January 1, 1952 | |
| Sale for cash | |
| Balance December 31, 1952 | |

| | |
|--|---------------------|
| CAPITAL DEBT, DECEMBER 31, 1952 | |
| Gross Debt | |
| School debt | \$187,000.00 |
| Self-liquidating debt .. | |
| Other capital debt .. | 3,600.00 |
| TOTAL GROSS DEBT | \$190,600.00 |
| Per Capita Gross Debt | \$144.39 |

| | |
|-------------------------------|---------------------|
| Deductions for | |
| School debt | \$61,094.00 |
| Self-liquidating debt .. | |
| Other capital debt .. | |
| TOTAL DEDUCTIONS | 61,094.00 |
| NET DEBT | \$129,506.00 |

| | |
|------------------------------------|----------------|
| Average Assessed Valuations | |
| Real Property 1950-1951-1952.. | \$1,018,231.09 |
| Per Cent of Net Debt | 12.71 |

| | |
|--|--------------------|
| CURRENT FINANCES DECEMBER 31, 1952 | |
| Cash | \$16,850.68 |
| Taxes receivable | 17,948.04 |
| Tax title liens | 1,024.64 |
| Foreclosed property | |
| Accounts receivable | 3,887.78 |
| State road aid receivable | 10,000.00 |
| Emergencies and deferred charges .. | 258.65 |
| TOTAL ASSETS | \$49,069.78 |
| Cash liabilities | \$8,206.88 |
| Reserves | 21,960.44 |
| Surplus revenue | 17,712.46 |
| TOTAL LIABILITIES AND SURPLUS | \$49,069.78 |

KINNELON BOROUGH—MORRIS COUNTY

Population Census, 1950—1,350 Land Area 19.7 sq. mi. Net Valuation Taxable \$1,836,884

| | |
|--|---------------------|
| EXPENDITURES AND REQUIRED PAYMENTS FOR 1952 | |
| General Government | |
| Administrative and executive . . . | \$6,410.00 |
| Assessment and collection of taxes | 3,650.00 |
| Finance Department | |
| Protection to Persons & Property | |
| Fire | 2,500.00 |
| Police | 6,800.00 |
| Other | |
| Streets and Roads | |
| Repairs and maintenance | 15,600.00 |
| Street lighting | |
| Sanitation | |
| Street cleaning | |
| Garbage and ash removal | |
| Sewers | |
| Health and Charities | |
| Health service | 1,700.00 |
| Poor (including relief) | 150.00 |
| Hospitals (aid and maintenance) . . | 100.00 |
| Other | |
| Recreation | |
| Beaches and boardwalks | |
| Parks and playgrounds | |
| Other | |
| Educational | |
| (Exclusive of school districts) . . | |
| Unclassified Purposes | |
| (Including contingent) | 150.00 |
| SUB-TOTAL—Municipal functions.. | \$37,060.00 |
| Per Capita—Municipal functions | |
| Capital imp'ts and capital imp't fund | \$27.45 |
| Debt Service | \$2,000.00 |
| Principal payments | |
| Interest payments | \$780.00 |
| Total | 780.00 |
| Per Capita Debt Service | |
| | \$0.58 |
| Deferred Charges and Statutory Expenditures | |
| Emergencies | |
| Other deferred chgs. | \$4,697.48 |
| Total | 4,697.48 |
| TOTAL—Municipal expenditures . . | \$44,537.48 |
| Required Payments for Local School, County, and Special District Taxes | |
| | 93,168.27 |
| TOTAL EXPENDITURES AND REQUIRED PAYMENTS | \$137,705.75 |
| Reserve for uncollected taxes | \$20,990.41 |
| GRAND TOTAL—Budget | \$158,696.16 |
| RECEIPTS AND REVENUES REALIZED IN 1952 TO MEET EXPENDITURES AND REQUIRED PAYMENTS | |
| Surplus revenue appropriated | \$18,000.00 |
| Miscellaneous revenues realized . . . | 14,926.25 |
| State aid revenues realized | 2,414.44 |
| Delinquent taxes including | |
| liens—1952 collections | 7,733.47 |
| Current taxes—1952 collections . . | 109,777.16 |
| Emergency borrowings | |
| TOTAL RECEIPTS AND REVENUES REALIZED | \$152,851.32 |
| CAPITAL OUTLAY—1952 | |
| Beaches and boardwalks | |
| Buildings and equipment | \$24,779.11 |
| Parks and playgrounds | |
| Sewers | |
| Streets, roads and bridges | |
| Water supply | |
| Other | |

| | |
|---|---------------------|
| Tax rate | \$6.71 |
| Local school tax rate | 4.01 |
| County tax rate | 1.06 |
| Local purpose tax rate | 1.64 |
| TAXES | |
| Local school tax | \$73,680.30 |
| County taxes | 19,487.97 |
| Special district taxes | |
| Local purpose levy | \$93,168.27 |
| 29,947.89 | |
| Total tax levy (tax duplicate) .. | \$123,116.16 |
| Per Capita Total Tax Levy | |
| | \$91.20 |
| Current | |
| 1952 taxes levied (total) | \$126,363.15 |
| Collected in 1952 | 109,777.16 |
| Per cent of levy collected in 1952 . . . | 86.87 |
| Transferred to liens | 632.46 |
| Cancelled, abated or adjusted | 1,325.85 |
| Outstanding December 31, 1952 . . | \$14,627.68 |
| All Prior Years Outstanding | |
| Balance January 1, 1952 | \$8,018.13 |
| Collected in 1952 | 7,733.47 |
| Balance December 31, 1952 | \$40.80 |
| Tax Title Liens Outstanding | |
| Balance January 1, 1952 | \$3,090.91 |
| Redeemed by cash | 7,733.47 |
| Balance December 31, 1952 | \$4,026.80 |
| Property Acquired by Deed or Foreclosure | |
| Balance January 1, 1952 | |
| Sale for cash | |
| Balance December 31, 1952 | |
| CAPITAL DEBT, DECEMBER 31, 1952 | |
| Gross Debt | |
| School debt | \$245,200.00 |
| Self-liquidating debt | |
| Other capital debt | 17,471.00 |
| TOTAL GROSS DEBT | \$262,671.00 |
| Per Capita Gross Debt | \$194.57 |
| Deductions for | |
| School debt | \$93,009.00 |
| Self-liquidating debt | |
| Other capital debt | |
| TOTAL DEDUCTIONS | 93,009.00 |
| NET DEBT | \$169,662.00 |
| Average Assessed Valuations | |
| Real Property 1950-1951-1952 . . . | \$1,550,149.00 |
| Per Cent of Net Debt | 10.94 |
| CURRENT FINANCES DECEMBER 31, 1952 | |
| Cash | \$40,253.83 |
| Taxes receivable | 14,668.48 |
| Tax title liens | 4,026.80 |
| Foreclosed property | |
| Accounts receivable | 150.64 |
| State road aid receivable | |
| Emergencies and deferred charges . . | |
| TOTAL ASSETS | \$59,099.75 |
| Cash liabilities | \$7,363.13 |
| Reserves | 18,845.92 |
| Surplus revenue | 32,890.70 |
| TOTAL LIABILITIES AND SURPLUS | \$59,099.75 |

KNOWLTON TOWNSHIP—WARREN COUNTY

Population Census, 1950—1,260

Land Area 25.9 sq. mi.

Net Valuation Taxable \$807,130

| | |
|--|--------------------|
| EXPENDITURES AND REQUIRED PAYMENTS FOR 1952 | |
| General Government | |
| Administrative and executive | \$2,525.00 |
| Assessment and collection of taxes | 925.00 |
| Finance Department | 288.24 |
| Protection to Persons & Property | |
| Fire | 600.00 |
| Police | 300.00 |
| Other | |
| Streets and Roads | |
| Repairs and maintenance | 17,262.84 |
| Street lighting | 1,700.00 |
| Sanitation | |
| Street cleaning | |
| Garbage and ash removal | |
| Sewers | |
| Health and Charities | |
| Health service | 200.00 |
| Poor (including relief) | 350.00 |
| Hospitals (aid and maintenance) | |
| Other | |
| Recreation | |
| Benches and boardwalks | |
| Parks and playgrounds | |
| Other | |
| Educational | |
| (Exclusive of school districts) .. | |
| Unclassified Purposes | |
| (Including contingent) | 50.00 |
| SUB-TOTAL—Municipal functions.. | \$24,201.08 |
| Per Capita—Municipal functions | |
| Capital imp'ts and capital imp't fund | \$19.21 |
| Debt Service | \$500.00 |
| Principal payments | |
| Interest payments .. | \$50.00 |
| Total | 50.00 |
| Per Capita Debt Service | |
| Deferred Charges and Statutory Expenditures | |
| Emergencies | |
| Other deferred chgs | \$18.75 |
| Total | 18.75 |
| TOTAL—Municipal expenditures .. | \$24,769.83 |
| Required Payments for Local School, County, and Special District Taxes | |
| | 48,097.54 |
| TOTAL EXPENDITURES AND REQUIRED PAYMENTS | \$72,867.37 |
| Reserve for uncollected taxes | \$15,389.02 |
| GRAND TOTAL—Budget | \$88,256.39 |
| RECEIPTS AND REVENUES REALIZED IN 1952 TO MEET EXPENDITURES AND REQUIRED PAYMENTS | |
| Surplus revenue appropriated .. | |
| Miscellaneous revenues realized .. | \$9,058.44 |
| State aid revenues realized | 9,189.00 |
| Delinquent taxes including | |
| Liens—1952 collections | 11,417.91 |
| Current taxes—1952 collections .. | 41,706.01 |
| Emergency borrowings | |
| TOTAL RECEIPTS AND REVENUES REALIZED | \$71,371.36 |
| CAPITAL OUTLAY—1952 | |
| Beaches and boardwalks | |
| Buildings and equipment | |
| Parks and playgrounds | |
| Sewers | |
| Streets, roads and bridges | |
| Water supply | |
| Other | |

| | |
|---|--------------------|
| Tax rate | \$7.05 |
| Local school tax rate | 4.58 |
| County tax rate | 1.38 |
| Local purpose tax rate | 1.09 |
| TAXES | |
| Local school tax ... | \$37,006.00 |
| County taxes | 11,091.54 |
| Special district taxes | |
| Local purpose levy | \$48,097.54 |
| | 8,603.77 |
| Total tax levy (tax duplicate) .. | \$56,701.31 |
| Per Capita Total Tax Levy | |
| | \$45.00 |
| Current | |
| 1952 taxes levied (total) | \$57,253.97 |
| Collected in 1952 | 41,706.01 |
| Per cent of levy collected in 1952 ... | 72.84 |
| Transferred to liens | 21.16 |
| Cancelled, abated or adjusted | |
| Outstanding December 31, 1952 .. | \$15,526.80 |
| All Prior Years Outstanding | |
| Balance January 1, 1952 | \$14,122.38 |
| Collected in 1952 | 11,417.91 |
| Balance December 31, 1952 | \$2,638.24 |
| Tax Title Liens Outstanding | |
| Balance January 1, 1952 | \$348.15 |
| Redeemed by cash | |
| Balance December 31, 1952 | \$369.31 |
| Property Acquired by Deed or Foreclosure | |
| Balance January 1, 1952 | |
| Sale for cash | |
| Balance December 31, 1952 | |
| CAPITAL DEBT, DECEMBER 31, 1952 | |
| Gross Debt | |
| School debt | \$7,000.00 |
| Self-liquidating debt | |
| Other capital debt .. | |
| TOTAL GROSS DEBT | \$7,000.00 |
| Per Capita Gross Debt | |
| | \$5.56 |
| Deductions for | |
| School debt .. | \$7,000.00 |
| Self-liquidating debt .. | |
| Other capital debt .. | |
| TOTAL DEDUCTIONS | 7,000.00 |
| NET DEBT | |
| Average Assessed Valuations | |
| Real Property 1950-1951-1952 .. | \$694,316.00 |
| Per Cent of Net Debt | |
| CURRENT FINANCES DECEMBER 31, 1952 | |
| Cash | \$16,255.36 |
| Taxes receivable | 18,165.04 |
| Tax title liens | 369.31 |
| Foreclosed property | |
| Accounts receivable | 15.09 |
| State road aid receivable | 8,498.47 |
| Emergencies and deferred charges .. | 1,066.08 |
| TOTAL ASSETS | \$44,369.33 |
| Cash liabilities | \$14,760.92 |
| Reserves | 18,549.44 |
| Surplus revenue | 11,058.99 |
| TOTAL LIABILITIES AND SURPLUS | \$44,369.33 |

LACEY TOWNSHIP—OCEAN COUNTY

Population Census, 1950—966

Land Area 91.73 sq. mi.

Net Valuation Taxable \$1,112,888

| | |
|--|---------------------|
| EXPENDITURES AND REQUIRED PAYMENTS FOR 1952 | |
| General Government | |
| Administrative and executive | \$9,300.00 |
| Assessment and collection of taxes | 5,500.00 |
| Finance Department | |
| Protection to Persons & Property | |
| Fire | 1,700.00 |
| Police | 50.00 |
| Other | |
| Streets and Roads | |
| Repairs and maintenance | 8,802.22 |
| Street lighting | 4,600.00 |
| Sanitation | |
| Street cleaning | |
| Garbage and ash removal | |
| Sewers | |
| Health and Charities | |
| Health service | 25.00 |
| Poor (including relief) | 635.00 |
| Hospitals (aid and maintenance) | |
| Other | |
| Recreation | |
| Beaches and boardwalks | |
| Parks and playgrounds | 850.00 |
| Other | |
| Educational (Exclusive of school districts) .. | |
| | |
| Unclassified Purposes (Including contingent) | |
| | 350.00 |
| SUB-TOTAL—Municipal functions.. | |
| | <u>\$31,812.22</u> |
| Per Capita—Municipal functions | |
| | \$32.93 |
| Capital Imp'ts and capital imp't fund | |
| | |
| Debt Service | |
| Principal payments | |
| Interest payments | |
| Total | |
| Per Capita Debt Service | |
| | |
| Deferred Charges and Statutory Expenditures | |
| Emergencies | |
| Other deferred chgs. | |
| Total | |
| TOTAL—Municipal expenditures .. | <u>\$31,812.22</u> |
| Required Payments for Local School, County, and Special District Taxes | |
| | 85,013.77 |
| TOTAL EXPENDITURES AND REQUIRED PAYMENTS | <u>\$116,825.99</u> |
| Reserve for uncollected taxes | \$28,687.78 |
| GRAND TOTAL—Budget | <u>\$145,513.77</u> |
| RECEIPTS AND REVENUES REALIZED IN 1952 TO MEET EXPENDITURES AND REQUIRED PAYMENTS | |
| Surplus revenue appropriated .. | \$30,000.00 |
| Miscellaneous revenues realized .. | 18,540.12 |
| State aid revenues realized | 4,322.00 |
| Delinquent taxes including | |
| liens—1952 collections | 34,732.39 |
| Current taxes—1952 collections .. | 71,889.69 |
| Emergency borrowings | |
| TOTAL RECEIPTS AND REVENUES REALIZED | <u>\$159,484.20</u> |
| CAPITAL OUTLAY—1952 | |
| Beaches and boardwalks | |
| Buildings and equipment | |
| Parks and playgrounds | |
| Sewers | |
| Streets, roads and bridges | |
| Water supply | |
| Other | |

| | |
|---|--------------------|
| Tax rate | \$8.00 |
| Local school tax rate | 5.51 |
| County tax rate | 2.13 |
| Local purpose tax rate | 0.36 |
| TAXES | |
| Local school tax ... | \$61,350.00 |
| County taxes | 23,663.77 |
| Special district taxes | |
| Local purpose levy | \$85,013.77 |
| | 4,000.00 |
| Total tax levy (tax duplicate) .. | <u>\$89,013.77</u> |
| Per Capita Total Tax Levy | |
| | \$92.15 |
| Current | |
| 1952 taxes levied (total) | \$89,638.01 |
| Collected in 1952 | 71,889.69 |
| Per cent of levy collected in 1952 | 80.20 |
| Transferred to liens | 1,500.00 |
| Cancelled, abated or adjusted | 736.00 |
| Outstanding December 31, 1952 .. | <u>\$15,512.32</u> |
| All Prior Years Outstanding | |
| Balance January 1, 1952 | \$41,004.30 |
| Collected in 1952 | 34,683.91 |
| Balance December 31, 1952 | <u>\$2,256.28</u> |
| Tax Title Liens Outstanding | |
| Balance January 1, 1952 | \$16,346.30 |
| Redeemed by cash | 48.48 |
| Balance December 31, 1952 | <u>\$19,057.84</u> |
| Property Acquired by Deed or Foreclosure | |
| Balance January 1, 1952 | \$423.50 |
| Sale for cash | 140.00 |
| Balance December 31, 1952 | <u>\$176.00</u> |

| | |
|--|--------------------|
| CAPITAL DEBT, DECEMBER 31, 1952 | |
| Gross Debt | |
| School debt | \$62,000.00 |
| Self-liquidating debt | |
| Other capital debt | |
| TOTAL GROSS DEBT | \$62,000.00 |
| Per Capita Gross Debt | \$64.18 |
| Deductions for | |
| School debt | \$61,795.00 |
| Self-liquidating debt | |
| Other capital debt | |
| TOTAL DEDUCTIONS | 61,795.00 |
| NET DEBT | \$205.00 |
| Average Assessed Valuations | |
| Real Property 1950-1951-1952 .. | \$1,029,910.00 |
| Per Cent of Net Debt | 0.01 |

| | |
|--|--------------------|
| CURRENT FINANCES DECEMBER 31, 1952 | |
| Cash | \$57,207.10 |
| Taxes receivable | 17,768.60 |
| Tax title liens | 19,057.84 |
| Foreclosed property | 176.00 |
| Accounts receivable | 276.34 |
| State road aid receivable | 3,734.18 |
| Emergencies and deferred charges .. | |
| TOTAL ASSETS | \$98,220.06 |
| Cash liabilities | \$16,010.18 |
| Reserves | 37,278.78 |
| Surplus revenue | 44,931.10 |
| TOTAL LIABILITIES AND SURPLUS | \$98,220.06 |

LAFAYETTE TOWNSHIP—SUSSEX COUNTY

Population Census, 1950—836

Land Area 18.3 sq. mi.

Net Valuation Taxable \$727,453

| | |
|--|--------------------|
| EXPENDITURES AND REQUIRED PAYMENTS FOR 1952 | |
| General Government | |
| Administrative and executive | \$3,001.37 |
| Assessment and collection of taxes | 727.00 |
| Finance Department | 200.00 |
| Protection to Persons & Property | |
| Fire | 428.38 |
| Police | 90.00 |
| Other | |
| Streets and Roads | |
| Repairs and maintenance | 16,264.66 |
| Street lighting | 600.00 |
| Sanitation | |
| Street cleaning | |
| Garbage and ash removal | |
| Sewers | |
| Health and Charities | |
| Health service | 439.71 |
| Poor (including relief) | 85.21 |
| Hospitals (aid and maintenance) | 200.00 |
| Other | 145.00 |
| Recreation | |
| Benches and boardwalks | |
| Parks and playgrounds | |
| Other | |
| Educational | |
| (Exclusive of school districts) .. | |
| Unclassified Purposes | |
| (Including contingent) | |
| SUB-TOTAL—Municipal functions.. | \$22,181.33 |
| Per Capita—Municipal functions | \$26.53 |
| Capital imp'ts and capital imp't fund | \$1,073.00 |
| Debt Service | |
| Principal payments .. | |
| Interest payments .. | |
| Total | |
| Per Capita Debt Service | |
| Deferred Charges and Statutory Expenditures | |
| Emergencies | \$291.64 |
| Other deferred chgs. | 13.29 |
| Total | 304.93 |
| TOTAL—Municipal expenditures .. | \$23,559.26 |
| Required Payments for Local School, County, and Special District Taxes | |
| | 55,301.77 |
| TOTAL EXPENDITURES AND REQUIRED PAYMENTS | |
| | \$78,861.03 |
| Reserve for uncollected taxes | \$8,400.00 |
| GRAND TOTAL—Budget | \$87,261.03 |
| RECEIPTS AND REVENUES REALIZED IN 1952 TO MEET EXPENDITURES AND REQUIRED PAYMENTS | |
| Surplus revenue appropriated .. | \$6,000.00 |
| Miscellaneous revenues realized .. | 7,047.75 |
| State aid revenues realized | 5,776.00 |
| Delinquent taxes including | |
| Liens—1952 collections | 5,458.55 |
| Current taxes—1952 collections.. | 56,406.36 |
| Emergency borrowings | |
| TOTAL RECEIPTS AND REVENUES REALIZED | \$80,688.66 |

CAPITAL OUTLAY—1952

| | |
|----------------------------------|-------|
| Beaches and boardwalks | |
| Buildings and equipment | |
| Parks and playgrounds | |
| Sewers | |
| Streets, roads and bridges | |
| Water supply | |
| Other | |

| | |
|------------------------------|---------------|
| Tax rate | \$0.15 |
| Local school tax rate | 5.55 |
| County tax rate | 2.04 |
| Local purpose tax rate | 1.56 |

TAXES

| | | |
|--|--------------|--------------------|
| Local school tax ... | \$40,350.00 | |
| County taxes | 14,951.77 | |
| Special district taxes | | |
| Local purpose levy | | \$55,301.77 |
| | | 11,218.93 |
| Total tax levy (tax duplicate) .. | | \$66,520.70 |
| Per Capita Total Tax Levy | | |
| | | \$79.57 |

| | |
|--|-------------|
| Current | |
| 1952 taxes levied (total) | \$66,518.30 |
| Collected in 1952 | 56,406.36 |
| Per cent of levy collected in 1952 ... | 84.79 |
| Transferred to liens | |
| Cancelled, abated or adjusted .. | |
| Outstanding December 31, 1952 .. | \$10,111.94 |

| | |
|------------------------------------|------------|
| All Prior Years Outstanding | |
| Balance January 1, 1952 | \$6,484.28 |
| Collected in 1952 | 5,458.55 |
| Balance December 31, 1952 | \$1,011.04 |

| | |
|------------------------------------|-------|
| Tax Title Liens Outstanding | |
| Balance January 1, 1952 | |
| Redeemed by cash | |
| Balance December 31, 1952 | |

| | |
|---|-------|
| Property Acquired by Deed or Foreclosure | |
| Balance January 1, 1952 | |
| Sale for cash | |
| Balance December 31, 1952 | |

CAPITAL DEBT, DECEMBER 31, 1952

| | |
|------------------------------------|--------------|
| Gross Debt | |
| School debt | |
| Self-liquidating debt | |
| Other capital debt .. | |
| TOTAL GROSS DEBT | |
| Per Capita Gross Debt | |
| | |

| | |
|-------------------------------|--------------|
| Deductions for | |
| School debt | |
| Self-liquidating debt | |
| Other capital debt .. | |
| TOTAL DEDUCTIONS | |
| NET DEBT | |

| | |
|------------------------------------|--------------|
| Average Assessed Valuations | |
| Real Property 1950-1951-1952.. | \$571,561.00 |
| Per Cent of Net Debt | |

| | |
|--|--------------------|
| CURRENT FINANCES DECEMBER 31, 1952 | |
| Cash | \$15,144.12 |
| Taxes receivable | 11,122.98 |
| Tax title liens | |
| Foreclosed property | |
| Accounts receivable | 436.27 |
| State road aid receivable | 5,234.14 |
| Emergencies and deferred charges .. | 2,769.89 |
| TOTAL ASSETS | \$34,707.40 |
| Cash liabilities | \$8,052.48 |
| Reserves | 11,559.25 |
| Surplus revenue | 15,095.67 |
| TOTAL LIABILITIES AND SURPLUS | \$34,707.40 |

LAKEHURST BOROUGH—OCEAN COUNTY

Population Census, 1950—1,518

Land Area 1.16 sq. mi.

Net Valuation Taxable \$598,898

EXPENDITURES AND REQUIRED PAYMENTS FOR 1952

| | |
|---|--------------------|
| General Government | |
| Administrative and executive | \$7,374.16 |
| Assessment and collection of taxes | 658.79 |
| Finance Department | |
| Protection to Persons & Property | |
| Fire | 2,030.58 |
| Police | 150.00 |
| Other | |
| Streets and Roads | |
| Repairs and maintenance | 4,589.73 |
| Street lighting | 1,818.88 |
| Sanitation | |
| Street cleaning | |
| Garbage and ash removal | 1,981.77 |
| Sewers | |
| Health and Charities | |
| Health service | 95.00 |
| Poor (including relief) | 325.00 |
| Hospitals (aid and maintenance) | |
| Other | |
| Recreation | |
| Beaches and boardwalks | |
| Parks and playgrounds | |
| Other | |
| Educational | |
| (Exclusive of school districts) .. | |
| Unclassified Purposes | |
| (Including contingent) | |
| SUB-TOTAL—Municipal functions.. | \$19,023.91 |

| | |
|--|--------------------|
| Per Capita—Municipal functions | |
| Capital imp'ts and capital imp't fund | \$12.53 |
| Debt Service | \$1,000.00 |
| Principal payments | |
| Interest payments | |
| Total | |
| Per Capita Debt Service | |
| Deferred Charges and Statutory Expenditures | |
| Emergencies | |
| Other deferred chgs. | |
| Total | |
| TOTAL—Municipal expenditures .. | \$20,023.91 |

| | |
|---|--------------------|
| Required Payments for Local School, County, and Special District Taxes | |
| | 32,747.26 |
| TOTAL EXPENDITURES AND REQUIRED PAYMENTS | \$52,771.17 |
| Reserve for uncollected taxes | \$6,527.78 |
| GRAND TOTAL—Budget | \$59,298.95 |

| | |
|--|--------------------|
| RECEIPTS AND REVENUES REALIZED IN 1952 TO MEET EXPENDITURES AND REQUIRED PAYMENTS | |
| Surplus revenue appropriated .. | \$9,500.00 |
| Miscellaneous revenues realized .. | 6,658.96 |
| State aid revenues realized | 1,946.00 |
| Delinquent taxes including | |
| Liens—1952 collections | 4,088.38 |
| Current taxes—1952 collections .. | 37,702.46 |
| Emergency borrowings | |
| TOTAL RECEIPTS AND REVENUES REALIZED | \$59,895.80 |

| | |
|----------------------------------|-------|
| CAPITAL OUTLAY—1952 | |
| Beaches and boardwalks | |
| Buildings and equipment | |
| Parks and playgrounds | |
| Sewers | |
| Streets, roads and bridges | |
| Water supply | |
| Other | |

| | |
|------------------------------|---------------|
| Tax rate | \$6.73 |
| Local school tax rate | 3.34 |
| County tax rate | 2.13 |
| Local purpose tax rate | 1.26 |

| | |
|--|--------------------|
| TAXES | |
| Local school tax | \$20,000.00 |
| County taxes | 12,747.26 |
| Special district taxes | |
| Local purpose levy | \$32,747.26 |
| | 7,550.00 |
| Total tax levy (tax duplicate) .. | \$40,297.26 |

| | |
|--|----------------|
| Per Capita Total Tax Levy | |
| | \$26.55 |
| Current | |
| 1952 taxes levied (total) | \$41,884.54 |
| Collected in 1952 | 37,702.46 |
| Per cent of levy collected in 1952 | 90.01 |
| Transferred to liens | 173.30 |
| Cancelled, abated or adjusted | 90.52 |
| Outstanding December 31, 1952 .. | \$3,918.26 |

| | |
|------------------------------------|------------|
| All Prior Years Outstanding | |
| Balance January 1, 1952 | \$4,626.68 |
| Collected in 1952 | 3,640.27 |
| Balance December 31, 1952 | \$986.41 |

| | |
|------------------------------------|------------|
| Tax Title Liens Outstanding | |
| Balance January 1, 1952 | \$4,535.79 |
| Reassumed by cash | 448.11 |
| Balance December 31, 1952 | \$4,260.98 |

| | |
|---|------------|
| Property Acquired by Deed or Foreclosure | |
| Balance January 1, 1952 | \$6,300.00 |
| Sale for cash | 9,634.00 |
| Balance December 31, 1952 | \$6,300.00 |

CAPITAL DEBT, DECEMBER 31, 1952

| | |
|-----------------------------|-------------|
| Gross Debt | |
| School debt | \$36,000.00 |
| Self-liquidating debt | 45,000.00 |
| Other capital debt | |

| | |
|------------------------------------|--------------------|
| TOTAL GROSS DEBT | \$81,000.00 |
| Per Capita Gross Debt | \$53.36 |

| | |
|-----------------------------|-------------|
| Deductions for | |
| School debt | \$36,000.00 |
| Self-liquidating debt | 13,080.00 |
| Other capital debt | |

| | |
|-------------------------------|--------------------|
| TOTAL DEDUCTIONS | 49,080.00 |
| NET DEBT | \$31,920.00 |

| | |
|------------------------------------|--------------|
| Average Assessed Valuations | |
| Real Property 1950-1951-1952 .. | \$633,524.00 |
| Per Cent of Net Debt | 5.03 |

CURRENT FINANCES DECEMBER 31, 1952

| | |
|-------------------------------------|--------------------|
| Cash | \$38,612.99 |
| Taxes receivable | 4,904.67 |
| Tax title liens | 4,260.98 |
| Foreclosed property | 6,300.00 |
| Accounts receivable | 4,442.16 |
| State road aid receivable | |
| Emergencies and deferred charges .. | |
| TOTAL ASSETS | \$58,520.80 |

| | |
|------------------------|-------------|
| Cash liabilities | \$10,459.02 |
| Reserves | 19,907.81 |
| Surplus revenue | 28,153.97 |

| | |
|--|--------------------|
| TOTAL LIABILITIES AND SURPLUS | \$58,520.80 |
|--|--------------------|

LAKEWOOD TOWNSHIP—OCEAN COUNTY

Population Census, 1950—10,809 Land Area 25.8 sq. mi. Net Valuation Taxable \$7,615,799

| | |
|--|-----------------------|
| EXPENDITURES AND REQUIRED PAYMENTS FOR 1952 | |
| General Government | |
| Administrative and executive | \$64,467.09 |
| Assessment and collection of taxes | 21,449.91 |
| Finance Department | 3,550.00 |
| Protection to Persons & Property | |
| Fire | 31,100.00 |
| Police | 96,140.65 |
| Other | |
| Streets and Roads | |
| Repairs and maintenance | 41,100.00 |
| Street lighting | 22,500.00 |
| Sanitation | |
| Street cleaning | 11,800.00 |
| Garbage and ash removal | 38,792.10 |
| Sewers | |
| Health and Charities | |
| Health service | 7,650.00 |
| Poor (including relief) | 3,700.00 |
| Hospitals (aid and maintenance) | 4,000.00 |
| Other | |
| Recreation | |
| Benches and boardwalks | |
| Parks and playgrounds | 29,600.00 |
| Other | |
| Educational | |
| (Exclusive of school districts) .. | 16,100.25 |
| Unclassified Purposes | |
| (Including contingent) | 22,853.00 |
| SUB-TOTAL—Municipal functions.. | \$414,803.00 |
| Per Capita—Municipal functions | |
| Capital imp'ts and capital imp't fund | \$38.38 |
| Debt Service | \$9,500.00 |
| Principal payments .. | \$28,000.00 |
| Interest payments .. | 2,855.00 |
| Total | 30,855.00 |
| Per Capita Debt Service | \$2.56 |
| Deferred Charges and Statutory Expenditures | |
| Emergencies | |
| Other deferred chgs. .. | \$15,000.00 |
| Total | 15,000.00 |
| TOTAL—Municipal expenditures ... | \$470,188.00 |
| Required Payments for Local School, County, and Special District Taxes | |
| | 524,114.67 |
| TOTAL EXPENDITURES AND REQUIRED PAYMENTS | \$994,302.67 |
| Reserve for uncollected taxes | \$133,767.99 |
| GRAND TOTAL—Budget | \$1,128,070.66 |
| RECEIPTS AND REVENUES REALIZED IN 1952 TO MEET EXPENDITURES AND REQUIRED PAYMENTS | |
| Surplus revenue appropriated .. | \$75,000.00 |
| Miscellaneous revenues realized .. | 123,927.94 |
| State aid revenues realized | 12,068.71 |
| Delinquent taxes including | |
| liens—1952 collections | 103,666.99 |
| Current taxes—1952 collections.. | 730,501.67 |
| Emergency borrowings | |
| TOTAL RECEIPTS AND REVENUES REALIZED | \$1,045,165.31 |

CAPITAL OUTLAY—1952

| | |
|----------------------------------|-------------|
| Beaches and boardwalks | |
| Buildings and equipment | \$15,957.98 |
| Parks and playgrounds | |
| Sewers | |
| Streets, roads and bridges | |
| Water supply | |
| Other | |

| | |
|------------------------------|----------------|
| Tax rate | \$10.80 |
| Local school tax rate | 4.82 |
| County tax rate | 2.06 |
| Local purpose tax rate | 4.01 |

TAXES

| | | |
|-----------------------------------|--------------|----------------------------|
| Local school tax ... | \$367,400.07 | |
| County taxes | 156,714.60 | |
| Special district taxes | | |
| Local purpose levy | | \$524,114.67 |
| | | <u>307,955.99</u> |
| Total tax levy (tax duplicate) .. | | <u><u>\$832,070.66</u></u> |

Per Capita Total Tax Levy **\$76.98**

| | |
|---------------------------------------|----------------------------|
| Current | |
| 1952 taxes levied (total) | \$836,839.91 |
| Collected in 1952 | 730,501.67 |
| Per cent of levy collected in 1952 .. | 87.29 |
| Transferred to liens | |
| Cancelled, abated or adjusted | 2,336.11 |
| Outstanding December 31, 1952 .. | <u><u>\$104,002.13</u></u> |

| | |
|------------------------------------|---------------------------|
| All Prior Years Outstanding | |
| Balance January 1, 1952 | \$197,586.12 |
| Collected in 1952 | 102,320.85 |
| Balance December 31, 1952 | <u><u>\$64,588.44</u></u> |

| | |
|------------------------------------|---------------------------|
| Tax Title Liens Outstanding | |
| Balance January 1, 1952 | \$76,939.97 |
| Redeemed by cash | 1,346.14 |
| Balance December 31, 1952 | <u><u>\$75,593.83</u></u> |

| | |
|---|---------------------------|
| Property Acquired by Deed or Foreclosure | |
| Balance January 1, 1952 | \$80,217.45 |
| Sale for cash | 11,275.00 |
| Balance December 31, 1952 | <u><u>\$68,942.45</u></u> |

CAPITAL DEBT, DECEMBER 31, 1952

| | |
|------------------------------------|---------------------|
| Gross Debt | |
| School debt | \$591,000.00 |
| Self-liquidating debt .. | |
| Other capital debt .. | 68,000.00 |
| TOTAL GROSS DEBT | \$659,000.00 |
| Per Capita Gross Debt | \$60.97 |

| | |
|-------------------------------|---------------------|
| Deductions for | |
| School debt | \$533,878.00 |
| Self-liquidating debt .. | |
| Other capital debt .. | |
| TOTAL DEDUCTIONS | 533,878.00 |
| NET DEBT | \$125,122.00 |

| | |
|------------------------------------|----------------|
| Average Assessed Valuations | |
| Real Property 1950-1951-1952.. | \$6,673,481.00 |
| Per Cent of Net Deb | 1.87 |

CURRENT FINANCES DECEMBER 31, 1952

| | |
|-------------------------------------|---------------------|
| Cash | \$212,742.16 |
| Taxes receivable | 168,560.57 |
| Tax title liens | 75,593.83 |
| Foreclosed property | 68,942.45 |
| Accounts receivable | |
| State road aid receivable .. | |
| Emergencies and deferred charges .. | 4,000.00 |
| TOTAL ASSETS | \$529,839.01 |

| | |
|------------------------|-------------|
| Cash liabilities | \$12,939.32 |
| Reserves | 313,096.85 |
| Surplus revenue | 203,802.84 |

| | |
|--|---------------------|
| TOTAL LIABILITIES AND SURPLUS | \$529,839.01 |
|--|---------------------|

LAMBERTVILLE CITY—HUNTERDON COUNTY

Population Census, 1950—4,477

Land Area 1.1 sq. mi.

Net Valuation Taxable \$3,052,933

EXPENDITURES AND REQUIRED PAYMENTS FOR 1952

| | |
|---|--------------------|
| General Government | |
| Administrative and executive | \$16,456.42 |
| Assessment and collection of taxes | 4,900.00 |
| Finance Department | |
| Protection to Persons & Property | |
| Fire | 11,449.13 |
| Police | 17,278.96 |
| Other | |
| Streets and Roads | |
| Repairs and maintenance | 19,430.00 |
| Street lighting | 5,200.00 |
| Sanitation | |
| Street cleaning | |
| Garbage and ash removal | 5,345.00 |
| Sewers | |
| Health and Charities | |
| Health service | 1,740.60 |
| Poor (including relief) | 4,461.10 |
| Hospitals (aid and maintenance) .. | |
| Other | 160.00 |
| Recreation | |
| Beaches and boardwalks | |
| Parks and playgrounds | 1,182.82 |
| Other | |
| Educational | |
| (Exclusive of school districts) .. | 1,825.00 |
| Unclassified Purposes | |
| (Including contingent) | 707.93 |
| SUR-TOTAL—Municipal functions.. | \$90,156.36 |

| | |
|---|----------------|
| Per Capita—Municipal functions | \$20.14 |
| Capital imp'ts and capital imp't fund | \$11,111.11 |
| Debt Service | |
| Principal payments .. | \$14,000.00 |
| Interest payments .. | 3,062.50 |

| | |
|--|---------------|
| Total | *17,062.50 |
| Per Capita Debt Service | \$3.81 |
| Deferred Charges and Statutory Expenditures | |
| Emergencies | \$8,088.98 |
| Other deferred chgs. | |
| Total | \$8,088.98 |

| | |
|---|---------------------|
| TOTAL—Municipal expenditures ... | \$126,418.95 |
| Required Payments for Local School, County, and Special District Taxes | 134,302.50 |

| | |
|---|---------------------|
| TOTAL EXPENDITURES AND REQUIRED PAYMENTS | \$260,721.45 |
| Reserve for uncollected taxes | \$25,945.79 |
| GRAND TOTAL—Budget | \$286,667.24 |

| | |
|--|---------------------|
| RECEIPTS AND REVENUES REALIZED IN 1952 TO MEET EXPENDITURES AND REQUIRED PAYMENTS | |
| Surplus revenue appropriated | \$14,000.00 |
| Miscellaneous revenues realized .. | 36,905.79 |
| State aid revenues realized | 13,748.14 |
| Delinquent taxes including | |
| Liens—1952 collections | 21,404.94 |
| Current taxes—1952 collections .. | 156,778.48 |
| Emergency borrowings | |
| TOTAL RECEIPTS AND REVENUES REALIZED | \$272,837.35 |

CAPITAL OUTLAY—1952

| | |
|----------------------------------|-------|
| Beaches and boardwalks | |
| Buildings and equipment | |
| Parks and playgrounds | |
| Sewers | |
| Streets, roads and bridges | |
| Water supply | |
| Other | |

| | |
|------------------------------|---------------|
| Tax rate | \$6.80 |
| Local school tax rate | 2.45 |
| County tax rate | 0.95 |
| Local purpose tax rate | 2.40 |

TAXES

| | | |
|--|--------------|---------------------|
| Local school tax ... | \$105,290.32 | |
| County taxes | 29,012.18 | |
| Special district taxes | | |
| Local purpose levy | | \$134,302.50 |
| | | 74,276.03 |
| Total tax levy (tax duplicate) .. | | \$208,578.53 |

| | |
|--|----------------|
| Per Capita Total Tax Levy | \$46.59 |
|--|----------------|

| | |
|--|--------------|
| Current | |
| 1952 taxes levied (total) | \$209,010.32 |
| Collected in 1952 | 186,778.48 |
| Per cent of levy collected in 1952 ... | 89.36 |
| Transferred to liens | 1,715.30 |
| Cancelled, abated or adjusted .. | |
| Outstanding December 31, 1952 .. | \$20,516.54 |

| | |
|------------------------------------|-------------|
| All Prior Years Outstanding | |
| Balance January 1, 1952 | \$28,245.89 |
| Collected in 1952 | 20,457.25 |
| Balance December 31, 1952 | \$7,788.64 |

| | |
|------------------------------------|-------------|
| Tax Title Liens Outstanding | |
| Balance January 1, 1952 | \$30,895.04 |
| Released by cash | 947.69 |
| Balance December 31, 1952 | \$31,662.65 |

| | |
|---|-------|
| Property Acquired by Deed or Foreclosure | |
| Balance January 1, 1952 | |
| Sale for cash | |
| Balance December 31, 1952 | |

CAPITAL DEBT, DECEMBER 31, 1952

| | |
|------------------------------------|--------------------|
| Gross Debt | |
| School debt | \$41,000.00 |
| Self-liquidating debt | |
| Other capital debt | 16,407.00 |
| TOTAL GROSS DEBT | \$57,407.00 |
| Per Capita Gross Debt | \$12.82 |

| | |
|-------------------------------|--------------------|
| Deductions for | |
| School debt | \$41,000.00 |
| Self-liquidating debt | |
| Other capital debt | |
| TOTAL DEDUCTIONS | 41,000.00 |
| NET DEBT | \$16,407.00 |

| | |
|------------------------------------|----------------|
| Average Assessed Valuations | |
| Real Property 1950-1951-1952 .. | \$2,625,586.00 |
| Per Cent of Net Debt | 0.62 |

CURRENT FINANCES DECEMBER 31, 1952

| | |
|-------------------------------------|-------------|
| Cash | \$46,533.96 |
| Taxes receivable | 28,301.91 |
| Tax title liens | 31,662.65 |
| Foreclosed property | |
| Accounts receivable | 345.58 |
| State road aid receivable | 41,341.32 |
| Emergencies and deferred charges .. | 407.31 |

| | |
|---------------------------|---------------------|
| TOTAL ASSETS | \$148,592.73 |
|---------------------------|---------------------|

| | |
|------------------------|-------------|
| Cash liabilities | \$67,115.35 |
| Reserves | 60,310.14 |
| Surplus revenue | 21,167.24 |

| | |
|--|---------------------|
| TOTAL LIABILITIES AND SURPLUS | \$148,592.73 |
|--|---------------------|

* Includes \$10,302.50 Art. VI School Debt Service.

LAUREL SPRINGS BOROUGH—CAMDEN COUNTY

Population Census, 1950—1,540

Land Area 0.43 sq. mi.

Net Valuation Taxable \$1,200,100

| | |
|--|--------------------|
| EXPENDITURES AND REQUIRED PAYMENTS FOR 1952 | |
| General Government | |
| Administrative and executive | \$6,796.00 |
| Assessment and collection of taxes | 5,390.00 |
| Finance Department | |
| Protection to Persons & Property | |
| Fire | 2,600.00 |
| Police | 2,860.00 |
| Other | |
| Streets and Roads | |
| Repairs and maintenance | 13,836.66 |
| Street lighting | 3,500.00 |
| Sanitation | |
| Street cleaning | |
| Garbage and ash removal | 883.00 |
| Sewers | |
| Health and Charities | |
| Health service | 442.00 |
| Poor (including relief) | 225.00 |
| Hospitals (aid and maintenance) .. | |
| Other | |
| Recreation | |
| Beaches and boardwalks | |
| Parks and playgrounds | |
| Other | |
| Educational | |
| (Exclusive of school districts) .. | 165.00 |
| Unclassified Purposes | |
| (Including contingent) | 250.00 |
| SUB-TOTAL—Municipal functions.. | \$36,947.66 |

| | |
|---|----------------|
| Per Capita—Municipal functions | \$23.99 |
| Capital imp'ts and capital imp't fund .. | |
| Debt Service | |
| Principal payments .. | |
| Interest payments .. | |
| Total | |

| | |
|--|--------------------|
| Per Capita Debt Service | |
| Deferred Charges and Statutory Expenditures | |
| Emergencies | |
| Other deferred chgs. | |
| Total | |
| TOTAL—Municipal expenditures .. | \$36,947.66 |

| | |
|---|------------------|
| Required Payments for Local School, County, and Special District Taxes | 55,627.59 |
|---|------------------|

| | |
|---|---------------------|
| TOTAL EXPENDITURES AND REQUIRED PAYMENTS | \$92,575.25 |
| Reserve for uncollected taxes | \$7,677.99 |
| GRAND TOTAL—Budget | \$100,253.24 |

| | |
|--|---------------------|
| RECEIPTS AND REVENUES REALIZED IN 1952 TO MEET EXPENDITURES AND REQUIRED PAYMENTS | |
| Surplus revenue appropriated .. | \$9,300.00 |
| Miscellaneous revenues realized .. | 11,914.53 |
| State aid revenues realized | 5,181.00 |
| Delinquent taxes including | |
| liens—1952 collections | 7,207.38 |
| Current taxes—1952 collections.. | 67,722.01 |
| Emergency borrowings | |
| TOTAL RECEIPTS AND REVENUES REALIZED | \$101,324.02 |

CAPITAL OUTLAY—1952

| | |
|----------------------------------|-------|
| Beaches and boardwalks | |
| Buildings and equipment | |
| Parks and playgrounds | |
| Sewers | |
| Streets, roads and bridges | |
| Water supply | |
| Other | |

| | |
|--|--------------------|
| Tax rate | \$5.93 |
| Local school tax rate | 3.02 |
| County tax rate | 1.61 |
| Local purpose tax rate | 1.30 |
| TAXES | |
| Local school tax .. | \$36,257.46 |
| County taxes | 19,370.13 |
| Special district taxes | |
| Local purpose levy | 15,900.00 |
| Total tax levy (tax duplicate) .. | \$71,527.59 |
| Per Capita Total Tax Levy | |
| | \$46.45 |

| | |
|---------------------------------------|-------------|
| Current | |
| 1952 taxes levied (total) | \$73,198.24 |
| Collected in 1952 | 67,722.01 |
| Per cent of levy collected in 1952 .. | 92.51 |
| Transferred to liens | 50.44 |
| Cancelled, abated or adjusted | |
| Outstanding December 31, 1952 .. | \$5,425.79 |

| | |
|------------------------------------|------------|
| All Prior Years Outstanding | |
| Balance January 1, 1952 | \$9,289.89 |
| Collected in 1952 | 6,872.44 |
| Balance December 31, 1952 | \$967.05 |

| | |
|------------------------------------|-------------|
| Tax Title Liens Outstanding | |
| Balance January 1, 1952 | \$12,479.98 |
| Redeemed by cash | 334.94 |
| Balance December 31, 1952 | \$12,145.04 |

| | |
|---|------------|
| Property Acquired by Deed or Foreclosure | |
| Balance January 1, 1952 | \$4,760.00 |
| Sale for cash | 1,750.00 |
| Balance December 31, 1952 | \$3,310.00 |

CAPITAL DEBT, DECEMBER 31, 1952

| | |
|-----------------------------|-------|
| Gross Debt | |
| School debt | |
| Self-liquidating debt. | |
| Other capital debt .. | |

| | |
|------------------------------------|--------------|
| TOTAL GROSS DEBT | |
| Per Capita Gross Debt | |

| | |
|-----------------------------|-------|
| Deductions for | |
| School debt | |
| Self-liquidating debt. | |
| Other capital debt .. | |

| | |
|-------------------------------|--------------|
| TOTAL DEDUCTIONS | |
| NET DEBT | |

| | |
|------------------------------------|----------------|
| Average Assessed Valuations | |
| Real Property 1950-1951-1952.. | \$1,126,563.00 |
| Per Cent of Net Debt | |

CURRENT FINANCES DECEMBER 31, 1952

| | |
|-------------------------------------|--------------------|
| Cash | \$44,341.23 |
| Taxes receivable | 6,392.84 |
| Tax title liens | 12,145.04 |
| Foreclosed property | 3,310.00 |
| Accounts receivable | |
| State road aid receivable | |
| Emergencies and deferred charges .. | |
| TOTAL ASSETS | \$66,189.11 |

| | |
|--|--------------------|
| Cash liabilities | \$13,620.93 |
| Reserves | 21,847.88 |
| Surplus revenue | 30,720.30 |
| TOTAL LIABILITIES AND SURPLUS | \$66,189.11 |

LAVALLETTE BOROUGH—OCEAN COUNTY

Population Census, 1950—567 Land Area 0.5 sq. mi. Net Valuation Taxable \$2,922,585

| | | |
|---|-------------|--|
| EXPENDITURES AND REQUIRED PAYMENTS FOR 1952 | | Tax rate \$6.22 |
| General Government | | Local school tax rate 1.29 |
| Administrative and executive | \$24,058.54 | County tax rate 2.12 |
| Assessment and collection of taxes | 5,031.80 | Local purpose tax rate 2.81 |
| Finance Department | | |
| TAXES | | |
| Protection to Persons & Property | | Local school tax \$37,561.79 |
| Fire | 6,186.52 | County taxes 62,043.53 |
| Police | 25,750.00 | Special district taxes |
| Other | | |
| Streets and Roads | | Local purpose levy \$99,605.32 |
| Repairs and maintenance | 13,627.27 | 82,162.76 |
| Street lighting | 3,000.00 | Total tax levy (tax duplicate) \$181,768.08 |
| Sanitation | | |
| Street cleaning | | |
| Garbage and ash removal | 12,391.68 | |
| Sewers | 7,130.34 | |
| Health and Charities | | Per Capita Total Tax Levy \$320.58 |
| Health service | 250.00 | |
| Poor (including relief) | 150.00 | Current |
| Hospitals (aid and maintenance) | 225.00 | 1952 taxes levied (total) \$188,761.22 |
| Other | 1,237.50 | Collected in 1952 173,477.31 |
| Recreation | | Per cent of levy collected in 1952 91.90 |
| Beaches and boardwalks | 16,598.70 | Transferred to liens |
| Parks and playgrounds | | Cancelled, abated or adjusted |
| Other | | Outstanding December 31, 1952 \$15,283.91 |
| Educational | | |
| (Exclusive of school districts) | | |
| Unclassified Purposes | | All Prior Years Outstanding |
| (Including contingent) | 6,580.76 | Balance January 1, 1952 \$16,969.72 |
| SUB-TOTAL—Municipal functions \$122,218.11 | | Collected in 1952 15,811.37 |
| | | Balance December 31, 1952 \$1,158.35 |
| Per Capita—Municipal functions \$215.55 | | Tax Title Liens Outstanding |
| Capital imp'ts and capital imp't fund | \$28,722.22 | Balance January 1, 1952 \$3,917.28 |
| Debt Service | | Redeemed by cash 385.95 |
| Principal payments | \$18,000.00 | Balance December 31, 1952 \$3,531.33 |
| Interest payments | 14,333.50 | |
| Total | 32,333.50 | Property Acquired by Deed or Foreclosure |
| Per Capita Debt Service \$57.03 | | Balance January 1, 1952 \$600.00 |
| Deferred Charges and Statutory Expenditures | | Sale for cash 5,850.00 |
| Emergencies | | Balance December 31, 1952 |
| Other deferred chgs. | \$24,277.50 | |
| Total | 24,277.50 | |
| TOTAL—Municipal expenditures \$207,551.33 | | CAPITAL DEBT, DECEMBER 31, 1952 |
| Required Payments for Local School, County, and Special District Taxes 99,605.32 | | Gross Debt |
| TOTAL EXPENDITURES AND REQUIRED PAYMENTS \$307,156.65 | | School debt \$12,000.00 |
| Reserve for uncollected taxes | \$25,399.43 | Self-liquidating debt 64,000.00 |
| GRAND TOTAL—Budget \$332,556.08 | | Other capital debt 451,000.00 |
| RECEIPTS AND REVENUES REALIZED IN 1952 TO MEET EXPENDITURES AND REQUIRED PAYMENTS | | TOTAL GROSS DEBT \$527,000.00 |
| Surplus revenue appropriated | \$60,000.00 | Per Capita Gross Debt \$929.45 |
| Miscellaneous revenues realized | 64,123.77 | |
| State aid revenues realized | 14,988.00 | Deductions for |
| Delinquent taxes including liens—1952 collections | 16,197.32 | School debt \$12,000.00 |
| Current taxes—1952 collections | 173,477.31 | Self-liquidating debt 64,000.00 |
| Emergency borrowings | | Other capital debt |
| TOTAL RECEIPTS AND REVENUES REALIZED \$328,786.40 | | TOTAL DEDUCTIONS 76,000.00 |
| | | NET DEBT \$451,000.00 |
| CAPITAL OUTLAY—1952 | | Average Assessed Valuations |
| Beaches and boardwalks | | Real Property 1950-1951-1952 \$2,540,537.00 |
| Buildings and equipment | \$11,563.50 | Per Cent of Net Debt 17.75 |
| Parks and playgrounds | | CURRENT FINANCES DECEMBER 31, 1952 |
| Sewers | 13,907.03 | Cash \$102,652.81 |
| Streets, roads and bridges | | Taxes receivable 16,442.26 |
| Water supply | | Tax title liens 3,531.33 |
| Other | 1,668.90 | Foreclosed property |
| | | Accounts receivable 400.83 |
| | | State road aid receivable 16,000.00 |
| | | Emergencies and deferred charges 13,113.32 |
| | | TOTAL ASSETS \$152,140.55 |
| | | Cash liabilities \$45,927.42 |
| | | Reserves 20,374.42 |
| | | Surplus revenue 85,838.71 |
| | | TOTAL LIABILITIES AND SURPLUS \$152,140.55 |

LAWNSIDE BOROUGH—CAMDEN COUNTY

Population Census, 1950—1,566 Land Area 1.45 sq. mi. Net Valuation Taxable \$721,575

| | |
|---|--------------------|
| EXPENDITURES AND RE-REQUIRED PAYMENTS FOR 1952 | |
| General Government | |
| Administrative and executive | \$6,440.00 |
| Assessment and collection of taxes | 6,500.00 |
| Finance Department | |
| Protection to Persons & Property | |
| Fire | 2,570.00 |
| Police | 10,300.00 |
| Other | |
| Streets and Roads | |
| Repairs and maintenance | 3,400.00 |
| Street lighting | 2,850.00 |
| Sanitation | |
| Street cleaning | |
| Garbage and ash removal | 500.00 |
| Sewers | |
| Health and Charities | |
| Health service | 955.00 |
| Poor (including relief) | 1,804.00 |
| Hospitals (aid and maintenance) | |
| Other | |
| Recreation | |
| Beaches and boardwalks | |
| Parks and playgrounds | 100.00 |
| Other | |
| Educational | |
| (Exclusive of school districts) .. | |
| Unclassified Purposes | |
| (Including contingent) | 50.00 |
| SUB-TOTAL—Municipal functions.. | \$35,469.00 |

| | |
|---|------------------|
| Per Capita—Municipal functions | \$22.65 |
| Capital imp'ts and capital imp't fund | \$7,000.00 |
| Debt Service | |
| Principal payments .. | |
| Interest payments .. | |
| Total | |
| Per Capita Debt | |
| Service | |
| Deferred Charges and Statutory Expenditures | |
| Emergencies | |
| Other deferred chgs. .. | \$21,700.00 |
| Total | 21,700.00 |

| | |
|--|--------------------|
| TOTAL—Municipal expenditures .. | \$64,169.00 |
|--|--------------------|

| | |
|---|------------------|
| Required Payments for Local School, County, and Special District Taxes | 26,643.26 |
|---|------------------|

| | |
|---|---------------------|
| TOTAL EXPENDITURES AND REQUIRED PAYMENTS | \$90,812.26 |
| Reserve for uncollected taxes | \$31,871.58 |
| GRAND TOTAL—Budget | \$122,683.84 |

| | |
|--|-------------|
| RECEIPTS AND REVENUES REALIZED IN 1952 TO MEET EXPENDITURES AND REQUIRED PAYMENTS | |
| Surplus revenue appropriated .. | \$19,950.00 |
| Miscellaneous revenues realized .. | 18,963.34 |
| State aid revenues realized | 2,005.04 |
| Delinquent taxes including | |
| liens—1952 collections | 18,870.25 |
| Current taxes—1952 collections .. | 37,277.14 |
| Emergency borrowings | |

| | |
|---|--------------------|
| TOTAL RECEIPTS AND REVENUES REALIZED | \$97,065.77 |
|---|--------------------|

| | |
|----------------------------------|-------|
| CAPITAL OUTLAY—1952 | |
| Beaches and boardwalks | |
| Buildings and equipment | |
| Parks and playgrounds | |
| Sewers | |
| Streets, roads and bridges | |
| Water supply | |
| Other | |

| | |
|------------------------------|---------------|
| Tax rate | \$9.32 |
| Local school tax rate | 2.13 |
| County tax rate | 1.56 |
| Local purpose tax rate | 5.63 |

| | |
|--|--------------------|
| TAXES | |
| Local school tax ... | \$15,403.30 |
| County taxes | 11,239.96 |
| Special district taxes | |
| Local purpose levy | 40,493.58 |
| Total tax levy (tax duplicate) .. | \$67,136.84 |

| | |
|--|----------------|
| Per Capita Total Tax Levy | \$42.87 |
|--|----------------|

| | |
|--|-------------|
| Current | |
| 1952 taxes levied (total) | \$67,402.14 |
| Collected in 1952 | 37,277.14 |
| Per cent of levy collected in 1952 ... | 55.30 |
| Transferred to liens | |
| Cancelled, abated or adjusted .. | |
| Outstanding December 31, 1952 .. | \$30,125.00 |

| | |
|------------------------------------|-------------|
| All Prior Years Outstanding | |
| Balance January 1, 1952 | \$17,985.80 |
| Collected in 1952 | 13,392.34 |
| Balance December 31, 1952 | \$4,593.46 |

| | |
|------------------------------------|--------------|
| Tax Title Liens Outstanding | |
| Balance January 1, 1952 | \$130,692.68 |
| Redeemed by cash | 5,477.91 |
| Balance December 31, 1952 | \$125,214.77 |

| | |
|---|-------------|
| Property Acquired by Deed or Foreclosure | |
| Balance January 1, 1952 | \$15,290.00 |
| Sale for cash | 3,610.00 |
| Balance December 31, 1952 | \$11,680.00 |

CAPITAL DEBT, DECEMBER 31, 1952

| | |
|-----------------------------|-------|
| Gross Debt | |
| School debt | |
| Self-liquidating debt | |
| Other capital debt .. | |

| | |
|------------------------------------|--------------|
| TOTAL GROSS DEBT | |
| Per Capita Gross Debt | |

| | |
|-----------------------------|-------|
| Deductions for | |
| School debt | |
| Self-liquidating debt | |
| Other capital debt .. | |

| | |
|-------------------------------|--------------|
| TOTAL DEDUCTIONS | |
|-------------------------------|--------------|

| | |
|-----------------------|--------------|
| NET DEBT | |
|-----------------------|--------------|

| | |
|------------------------------------|--------------|
| Average Assessed Valuations | |
| Real Property 1950-1951-1952 .. | \$691,358.00 |
| Per Cent of Net Debt | |

CURRENT FINANCES DECEMBER 31, 1952

| | |
|-------------------------------------|---------------------|
| Cash | \$49,630.49 |
| Taxes receivable | 34,718.46 |
| Tax title liens | 125,214.77 |
| Foreclosed property | 11,680.00 |
| Accounts receivable | 20,120.00 |
| State road aid receivable | |
| Emergencies and deferred charges .. | 1,500.00 |
| TOTAL ASSETS | \$242,863.72 |

| | |
|------------------------|-------------|
| Cash liabilities | \$23,951.98 |
| Reserves | 191,733.23 |
| Surplus revenue | 27,178.51 |

| | |
|--|---------------------|
| TOTAL LIABILITIES AND SURPLUS | \$242,863.72 |
|--|---------------------|

LAWRENCE TOWNSHIP—CUMBERLAND COUNTY

Population Census, 1950—2,044

Land Area 35.6 sq. mi.

Net Valuation Taxable \$1,055,829

| | |
|--|--------------------|
| EXPENDITURES AND REQUIRED PAYMENTS FOR 1952 | |
| General Government | |
| Administrative and executive | \$2,430.00 |
| Assessment and collection of taxes | 1,800.00 |
| Finance Department | 400.00 |
| Protection to Persons & Property | |
| Fire | 1,400.00 |
| Police | 3,420.00 |
| Other | |
| Streets and Roads | |
| Repairs and maintenance | 11,920.00 |
| Street lighting | 1,850.00 |
| Sanitation | |
| Street cleaning | |
| Garbage and ash removal | |
| Sewers | |
| Health and Charities | |
| Health service | 650.00 |
| Poor (including relief) | 650.00 |
| Hospitals (aid and maintenance) | |
| Other | 200.00 |
| Recreation | |
| Beaches and boardwalks | |
| Parks and playgrounds | 100.00 |
| Other | |
| Educational | |
| (Exclusive of school districts) .. | 354.00 |
| Unclassified Purposes | |
| (Including contingent) | 200.00 |
| SUB-TOTAL—Municipal functions.. | |
| | <u>\$25,374.00</u> |
| Per Capita—Municipal functions | |
| Capital imp'ts and capital imp't fund | \$12.41 |
| Debt Service | \$3,888.89 |
| Debt Service | |
| Principal payments .. | |
| Interest payments .. | |
| Total | |
| Per Capita Debt Service | |
| Deferred Charges and Statutory Expenditures | |
| Emergencies | |
| Other deferred chgs. | |
| Total | |
| TOTAL—Municipal expenditures .. | |
| | <u>\$29,262.89</u> |
| Required Payments for Local School, County, and Special District Taxes | |
| | <u>61,298.62</u> |
| TOTAL EXPENDITURES AND REQUIRED PAYMENTS | |
| | <u>\$90,562.51</u> |
| Reserve for uncollected taxes | \$8,666.67 |
| GRAND TOTAL—Budget | |
| | <u>\$99,229.18</u> |
| RECEIPTS AND REVENUES REALIZED IN 1952 TO MEET EXPENDITURES AND REQUIRED PAYMENTS | |
| Surplus revenue appropriated .. | \$6,000.00 |
| Miscellaneous revenues realized .. | 14,446.71 |
| State aid revenues realized | 11,798.00 |
| Delinquent taxes including | |
| liens—1952 collections | 6,196.33 |
| Current taxes—1952 collections .. | 59,761.06 |
| Emergency borrowings | |
| TOTAL RECEIPTS AND REVENUES REALIZED | |
| | <u>\$98,202.10</u> |
| CAPITAL OUTLAY—1952 | |
| Beaches and boardwalks | |
| Buildings and equipment | |
| Parks and playgrounds | |
| Sewers | |
| Streets, roads and bridges | |
| Water supply | |
| Other | |

| | |
|---|--------------------|
| Local school tax rate | \$6.13 |
| Local school tax rate | 4.28 |
| County tax rate | 1.37 |
| Local purpose tax rate | 0.48 |
| TAXES | |
| Local school tax .. | \$46,450.00 |
| County taxes | 14,849.62 |
| Special district taxes | |
| Local purpose levy | \$61,298.62 |
| | 5,303.10 |
| Total tax levy (tax duplicate) .. | <u>\$66,602.72</u> |
| Per Capita Total Tax Levy | |
| | <u>\$32.58</u> |
| Current | |
| 1952 taxes levied (total) | \$66,602.72 |
| Collected in 1952 | 59,761.06 |
| Per cent of levy collected in 1952 .. | \$9.72 |
| Transferred to news | 650.00 |
| Cancelled, abated or adjusted .. | |
| Outstanding December 31, 1952 .. | <u>\$6,191.66</u> |
| All Prior Years Outstanding | |
| Balance January 1, 1952 | \$6,159.19 |
| Collected in 1952 | 5,625.62 |
| Balance December 31, 1952 | <u>\$421.63</u> |
| Tax Title Liens Outstanding | |
| Balance January 1, 1952 | \$5,787.69 |
| Redeemed by cash | 570.71 |
| Balance December 31, 1952 | <u>\$5,866.98</u> |
| Property Acquired by Deed or Foreclosure | |
| Balance January 1, 1952 | \$2,550.00 |
| Sale for cash | 225.00 |
| Balance December 31, 1952 | <u>\$575.00</u> |
| CAPITAL DEBT, DECEMBER 31, 1952 | |
| Gross Debt | |
| School debt | |
| Self-liquidating debt. | |
| Other capital debt .. | |
| TOTAL GROSS DEBT | |
| Per Capita Gross Debt | |
| Deductions for | |
| School debt | |
| Self-liquidating debt. | |
| Other capital debt .. | |
| TOTAL DEDUCTIONS | |
| NET DEBT | |
| Average Assessed Valuations | |
| Real Property 1950-1951-1952 .. | \$944,586.00 |
| Per Cent of Net Debt | |
| CURRENT FINANCES DECEMBER 31, 1952 | |
| Cash | \$23,629.47 |
| Taxes receivable | 6,613.29 |
| Tax title liens | 5,866.98 |
| Foreclosed property | 575.00 |
| Accounts receivable | 211.41 |
| State road aid receivable | 19.80 |
| Emergencies and deferred charges .. | |
| TOTAL ASSETS | |
| | <u>\$36,915.95</u> |
| Cash liabilities | \$4,713.00 |
| Reserves | 13,266.68 |
| Surplus revenue | 18,936.27 |
| TOTAL LIABILITIES AND SURPLUS | |
| | <u>\$36,915.95</u> |

LAWRENCE TOWNSHIP—MERCER COUNTY

Population Census, 1950—8,499

Land Area 21.87 sq. mi.

Net Valuation Taxable \$11,598,767

EXPENDITURES AND REQUIRED PAYMENTS FOR 1952

| | |
|------------------------------------|-------------|
| General Government | |
| Administrative and executive | \$31,436.66 |
| Assessment and collection of taxes | 16,579.98 |
| Finance Department | 1,700.00 |

| | |
|---|-----------|
| Protection to Persons & Property | |
| Fire | 10,040.50 |
| Police | 54,817.21 |
| Other | |

| | |
|-------------------------------|------------|
| Streets and Roads | |
| Repairs and maintenance | 131,772.92 |
| Street lighting | 9,500.00 |

| | |
|-------------------------------|-----------|
| Sanitation | |
| Street cleaning | |
| Garbage and ash removal | 19,926.06 |
| Sewers | |

| | |
|------------------------------------|----------|
| Health and Charities | |
| Health service | 3,150.00 |
| Poor (including relief) | 4,284.00 |
| Hospitals (aid and maintenance) .. | |
| Other | 950.00 |

| | |
|------------------------------|-------|
| Recreation | |
| Benches and boardwalks | |
| Parks and playgrounds | |
| Other | |

| | |
|------------------------------------|-------|
| Educational | |
| (Exclusive of school districts) .. | |

| | |
|------------------------------|----------|
| Unclassified Purposes | |
| (Including contingent) | 5,330.00 |

| | |
|--|---------------------|
| SUB-TOTAL—Municipal functions.. | \$289,487.33 |
|--|---------------------|

| | |
|---|----------------|
| Per Capita—Municipal functions | \$34.06 |
|---|----------------|

| | |
|--|--------------------|
| Capital imp'ts and capital imp't fund | \$18,000.00 |
|--|--------------------|

| | |
|--------------------------|-------|
| Debt Service | |
| Principal payments | |
| Interest payments | |

| | |
|--------------|--------------|
| Total | |
|--------------|--------------|

| | |
|--------------------------------------|--------------|
| Per Capita Debt Service | |
|--------------------------------------|--------------|

| | |
|--|-------|
| Deferred Charges and Statutory Expenditures | |
| Emergencies | |
| Other deferred chgs. \$19,019.50 | |

| | |
|--------------|------------------|
| Total | 19,019.50 |
|--------------|------------------|

| | |
|--|---------------------|
| TOTAL—Municipal expenditures .. | \$326,506.83 |
|--|---------------------|

| | |
|---|-------------------|
| Required Payments for Local School, County, and Special District Taxes | 591,390.83 |
|---|-------------------|

| | |
|---|---------------------|
| TOTAL EXPENDITURES AND REQUIRED PAYMENTS | \$917,897.66 |
|---|---------------------|

| | |
|--|--------------------|
| Reserve for uncollected taxes | \$65,500.00 |
|--|--------------------|

| | |
|---------------------------------|---------------------|
| GRAND TOTAL—Budget | \$983,397.66 |
|---------------------------------|---------------------|

| | |
|--|--|
| RECEIPTS AND REVENUES REALIZED IN 1952 TO MEET EXPENDITURES AND REQUIRED PAYMENTS | |
|--|--|

| | |
|------------------------------------|-------------|
| Surplus revenue appropriated | \$50,000.00 |
| Miscellaneous revenues realized .. | 185,603.42 |
| State aid revenues realized | 22,419.31 |

| | |
|-----------------------------------|------------|
| Delinquent taxes including | |
| Hens—1952 collections | 42,547.13 |
| Current taxes—1952 collections .. | 698,487.03 |
| Emergency borrowings | |

| | |
|---|---------------------|
| TOTAL RECEIPTS AND REVENUES REALIZED | \$909,056.59 |
|---|---------------------|

CAPITAL OUTLAY—1952

| | |
|----------------------------------|------------|
| Benches and boardwalks | |
| Buildings and equipment | \$4,386.98 |
| Parks and playgrounds | |
| Sewers | |
| Streets, roads and bridges | |
| Water supply | |
| Other | |

| | |
|------------------------------|---------------|
| Tax rate | \$6.29 |
| Local school tax rate | 3.95 |
| County tax rate | 1.15 |
| Local purpose tax rate | 1.19 |

TAXES

| | |
|------------------------------|--------------|
| Local school tax | \$457,788.00 |
| County taxes | 133,602.83 |
| Special district taxes | |

| | |
|--------------------------|--------------|
| Local purpose levy | \$591,390.83 |
| | 137,459.39 |

| | |
|--|---------------------|
| Total tax levy (tax duplicate) .. | \$728,850.22 |
|--|---------------------|

| | |
|--|----------------|
| Per Capita Total Tax Levy | \$85.76 |
|--|----------------|

| | |
|---------------------------------|--------------|
| Current | |
| 1952 taxes levied (total) | \$747,888.68 |
| Collected in 1952 | 698,487.03 |

| | |
|--|-------------|
| Per cent of levy collected in 1952 | 93.39 |
| Transferred to mens | 413.62 |
| Cancelled, abated or adjusted .. | 1,624.23 |
| Outstanding December 31, 1952 .. | \$47,363.86 |

| | |
|------------------------------------|-------------|
| All Prior Years Outstanding | |
| Balance January 1, 1952 | \$47,279.76 |
| Collected in 1952 | 42,384.56 |
| Balance December 31, 1952 | \$4,490.65 |

| | |
|------------------------------------|------------|
| Tax Title Liens Outstanding | |
| Balance January 1, 1952 | \$2,278.19 |
| Revised by cash | 162.57 |
| Balance December 31, 1952 | \$2,614.37 |

| | |
|---|-------------|
| Property Acquired by Deed or Foreclosure | |
| Balance January 1, 1952 | \$13,584.00 |
| Sale for cash | 1,786.00 |
| Balance December 31, 1952 | \$11,808.00 |

CAPITAL DEBT, DECEMBER 31, 1952

| | |
|-----------------------------|--------------|
| Gross Debt | |
| School debt | \$968,000.00 |
| Self-liquidating debt | |
| Other capital debt | |

| | |
|-------------------------------|---------------------|
| TOTAL GROSS DEBT | \$968,000.00 |
|-------------------------------|---------------------|

| | |
|------------------------------------|-----------------|
| Per Capita Gross Debt | \$113.90 |
|------------------------------------|-----------------|

| | |
|-----------------------------|--------------|
| Deductions for | |
| School debt | \$563,799.00 |
| Self-liquidating debt | |
| Other capital debt | |

| | |
|-------------------------------|-------------------|
| TOTAL DEDUCTIONS | 563,799.00 |
|-------------------------------|-------------------|

| | |
|-----------------------|---------------------|
| NET DEBT | \$404,201.00 |
|-----------------------|---------------------|

| | |
|------------------------------------|----------------|
| Average Assessed Valuations | |
| Real Property 1950-1951-1952 .. | \$9,596,644.00 |
| Per Cent of Net Debt | 4.30 |

CURRENT FINANCES DECEMBER 31, 1952

| | |
|-------------------------------------|--------------|
| Cash | \$328,692.67 |
| Taxes receivable | 51,854.45 |
| Tax title liens | 2,614.37 |
| Foreclosed property | 11,808.00 |
| Accounts receivable | 45,984.00 |
| State road aid receivable | 14,400.00 |
| Emergencies and deferred charges .. | |

| | |
|---------------------------|---------------------|
| TOTAL ASSETS | \$455,353.49 |
|---------------------------|---------------------|

| | |
|------------------------|--------------|
| Cash liabilities | \$222,342.55 |
| Reserves | 112,260.82 |
| Surplus revenue | 120,750.12 |

| | |
|--|---------------------|
| TOTAL LIABILITIES AND SURPLUS | \$455,353.49 |
|--|---------------------|

LEBANON BOROUGH—HUNTERDON COUNTY

Population Census, 1950—752 Land Area 1.1 sq. mi. Net Valuation Taxable \$529,985

| | |
|--|--------------------|
| EXPENDITURES AND REQUIRED PAYMENTS FOR 1952 | |
| General Government | |
| Administrative and executive | \$1,345.00 |
| Assessment and collection of taxes | 850.00 |
| Finance Department | 50.00 |
| Protection to Persons & Property | |
| Fire | 2,640.00 |
| Police | 1,008.00 |
| Other | |
| Streets and Roads | |
| Repairs and maintenance | 1,567.00 |
| Street lighting | 950.00 |
| Sanitation | |
| Street cleaning | |
| Garbage and ash removal | |
| Sewers | |
| Health and Charities | |
| Health service | 50.00 |
| Poor (including relief) | 125.00 |
| Hospitals (aid and maintenance) | |
| Other | |
| Recreation | |
| Beaches and boardwalks | |
| Parks and playgrounds | |
| Other | |
| Educational | |
| (Exclusive of school districts) .. | |
| Unclassified Purposes | |
| (Including contingent) | 100.00 |
| SUB-TOTAL—Municipal functions.. | \$8,685.00 |
| Per Capita—Municipal functions | |
| Capital imp'ts and capital imp't fund | \$11.55 |
| Debt Service | \$1,000.00 |
| Principal payments .. | |
| Interest payments .. | \$30.00 |
| Total | 30.00 |
| Per Capita Debt Service | |
| | \$0.04 |
| Deferred Charges and Statutory Expenditures | |
| Emergencies | |
| Other deferred chgs. | \$358.31 |
| Total | 358.31 |
| TOTAL—Municipal expenditures .. | \$10,073.31 |
| Required Payments for Local School, County, and Special District Taxes | |
| | 25,069.87 |
| TOTAL EXPENDITURES AND REQUIRED PAYMENTS | \$35,143.18 |
| Reserve for uncollected taxes | \$3,899.06 |
| GRAND TOTAL—Budget | \$39,042.29 |
| RECEIPTS AND REVENUES REALIZED IN 1952 TO MEET EXPENDITURES AND REQUIRED PAYMENTS | |
| Surplus revenue appropriated .. | \$5,000.00 |
| Miscellaneous revenues realized .. | 3,716.09 |
| State aid revenues realized | 464.00 |
| Delinquent taxes including | |
| liens—1952 collections | 2,433.61 |
| Current taxes—1952 collections.. | 24,677.21 |
| Emergency borrowings | |
| TOTAL RECEIPTS AND REVENUES REALIZED | \$36,290.91 |

| | |
|---|--------------------|
| Tax rate | \$5.18 |
| Local school tax rate | 3.73 |
| County tax rate | 1.00 |
| Local purpose tax rate | 0.45 |
| TAXES | |
| Local school tax ... | \$19,766.92 |
| County taxes | 5,302.95 |
| Special district taxes | |
| Local purpose levy | \$25,069.87 |
| | 2,372.37 |
| Total tax levy (tax duplicate) .. | \$27,442.24 |
| Per Capita Total Tax Levy | \$36.49 |
| Current | |
| 1952 taxes levied (total) | \$27,938.22 |
| Collected in 1952 | 24,677.21 |
| Per cent of levy collected in 1952 .. | 88.32 |
| Transferred to liens | |
| Cancelled, abated or adjusted .. | |
| Outstanding December 31, 1952 .. | \$3,261.01 |
| All Prior Years Outstanding | |
| Balance January 1, 1952 | \$6,084.45 |
| Collected in 1952 | 2,433.61 |
| Balance December 31, 1952 | \$3,650.84 |
| Tax Title Liens Outstanding | |
| Balance January 1, 1952 | |
| Released by cash | |
| Balance December 31, 1952 | |
| Property Acquired by Deed or Foreclosure | |
| Balance January 1, 1952 | |
| Sale for cash | |
| Balance December 31, 1952 | |

| | |
|--|--------------------|
| CAPITAL DEBT, DECEMBER 31, 1952 | |
| Gross Debt | |
| School debt | \$33,729.00 |
| Self-liquidating debt .. | |
| Other capital debt .. | |
| TOTAL GROSS DEBT | \$33,729.00 |
| Per Capita Gross Debt | \$44.85 |
| Deductions for | |
| School debt | \$33,729.00 |
| Self-liquidating debt .. | |
| Other capital debt .. | |
| TOTAL DEDUCTIONS | 33,729.00 |
| NET DEBT | |

| | |
|------------------------------------|--------------|
| Average Assessed Valuations | |
| Real Property 1950-1951-1952 .. | \$453,215.00 |
| Per Cent of Net Debt | |

| | |
|--|--------------------|
| CURRENT FINANCES DECEMBER 31, 1952 | |
| Cash | \$13,799.31 |
| Taxes receivable | 6,911.85 |
| Tax title liens | |
| Foreclosed property | |
| Accounts receivable | 138.55 |
| State road aid receivable | |
| Emergencies and deferred charges .. | |
| TOTAL ASSETS | \$20,849.71 |
| Cash liabilities | \$2,665.53 |
| Reserves | 7,050.40 |
| Surplus revenue | 11,133.78 |
| TOTAL LIABILITIES AND SURPLUS | \$20,849.71 |

| | |
|----------------------------------|-------|
| CAPITAL OUTLAY—1952 | |
| Beaches and boardwalks | |
| Buildings and equipment | |
| Parks and playgrounds | |
| Sewers | |
| Streets, roads and bridges | |
| Water supply | |
| Other | |

LEBANON TOWNSHIP—HUNTERDON COUNTY

Population Census, 1950—1,971

Land Area 32.0 sq. mi.

Net Valuation Taxable \$1,198,035

EXPENDITURES AND REQUIRED PAYMENTS FOR 1952

| | |
|---|--------------------|
| General Government | |
| Administrative and executive | \$4,725.00 |
| Assessment and collection of taxes | 1,475.00 |
| Finance Department | 275.00 |
| Protection to Persons & Property | |
| Fire | 675.00 |
| Police | 300.00 |
| Other | |
| Streets and Roads | |
| Repairs and maintenance | 51,000.00 |
| Street lighting | 450.00 |
| Sanitation | |
| Street cleaning | |
| Garbage and ash removal | |
| Sewers | |
| Health and Charities | |
| Health service | 700.00 |
| Poor (including relief) | 2,850.00 |
| Hospitals (aid and maintenance) | |
| Other | |
| Recreation | |
| Beaches and boardwalks | |
| Parks and playgrounds | |
| Other | |
| Educational | |
| (Exclusive of school districts) .. | |
| Unclassified Purposes | |
| (Including contingent) | 250.00 |
| SUB-TOTAL—Municipal functions.. | \$62,700.00 |

| | |
|--|--------------------|
| Per Capita—Municipal functions | \$31.81 |
| Capital imp'ts and capital imp't fund | |
| Debt Service | |
| Principal payments .. | |
| Interest payments .. | |
| Total | |
| Per Capita Debt Service | |
| Deferred Charges and Statutory Expenditures | |
| Emergencies | |
| Other deferred chgs. | \$254.98 |
| Total | \$254.98 |
| TOTAL—Municipal expenditures ... | \$62,954.98 |

| | |
|---|---------------------|
| Required Payments for Local School, County, and Special District Taxes | 75,179.67 |
| TOTAL EXPENDITURES AND REQUIRED PAYMENTS | \$138,134.65 |
| Reserve for uncollected taxes | \$21,190.52 |
| GRAND TOTAL—Budget | \$159,325.17 |

| | |
|--|---------------------|
| RECEIPTS AND REVENUES REALIZED IN 1952 TO MEET EXPENDITURES AND REQUIRED PAYMENTS | |
| Surplus revenue appropriated .. | \$10,000.00 |
| Miscellaneous revenues realized .. | 27,543.34 |
| State aid revenues realized | 12,495.00 |
| Delinquent taxes including | |
| liens—1952 collections | 10,925.60 |
| current taxes—1952 collections .. | 87,923.96 |
| Emergency borrowings | |
| TOTAL RECEIPTS AND REVENUES REALIZED | \$148,887.90 |

| | |
|----------------------------------|-------|
| CAPITAL OUTLAY—1952 | |
| Beaches and boardwalks | |
| Buildings and equipment | |
| Parks and playgrounds | |
| Sewers | |
| Streets, roads and bridges | |
| Water supply | |
| Other | |

| | |
|------------------------------|---------------|
| Tax rate | \$8.58 |
| Local school tax rate | 5.27 |
| County tax rate | 1.00 |
| Local purpose tax rate | 2.31 |

| | |
|--|---------------------|
| TAXES | |
| Local school tax ... | \$63,192.69 |
| County taxes | 11,986.98 |
| Special district taxes | |
| Local purpose levy | \$75,179.67 |
| Total tax levy (tax duplicate) .. | \$275,744.65 |
| Total tax levy (tax duplicate) .. | \$102,754.32 |

| | |
|--|----------------|
| Per Capita Total Tax Levy | \$52.13 |
| Current | |
| 1952 taxes levied (total) | \$103,061.07 |
| Collected in 1952 | 87,923.96 |
| Per cent of levy collected in 1952 ... | 85.31 |
| Transferred to liens | 171.66 |
| Cancelled, abated or adjusted | 2,069.56 |
| Outstanding December 31, 1952 .. | \$12,895.89 |

| | |
|------------------------------------|-------------|
| All Prior Years Outstanding | |
| Balance January 1, 1952 | \$15,713.30 |
| Collected in 1952 | 10,831.57 |
| Balance December 31, 1952 | \$4,062.76 |

| | |
|------------------------------------|------------|
| Tax Title Liens Outstanding | |
| Balance January 1, 1952 | \$2,949.67 |
| Redeemed by cash | 94.03 |
| Balance December 31, 1952 | \$2,923.55 |

| | |
|---|-------|
| Property Acquired by Deed or Foreclosure | |
| Balance January 1, 1952 | |
| Sale for cash | |
| Balance December 31, 1952 | |

CAPITAL DEBT, DECEMBER 31, 1952

| | |
|------------------------------------|--------------------|
| Gross Debt | |
| School debt | \$65,067.00 |
| Self-liquidating debt | |
| Other capital debt .. | 11,111.00 |
| TOTAL GROSS DEBT | \$76,178.00 |
| Per Capita Gross Debt | \$38.65 |

| | |
|-------------------------------|-------------------|
| Deductions for | |
| School debt | \$65,067.00 |
| Self-liquidating debt | |
| Other capital debt .. | 10,000.00 |
| TOTAL DEDUCTIONS | 75,067.00 |
| NET DEBT | \$1,111.00 |

| | |
|------------------------------------|--------------|
| Average Assessed Valuations | |
| Real Property 1950-1951-1952 .. | \$874,317.00 |
| Per Cent of Net Debt | 0.12 |

| | |
|--|--------------------|
| CURRENT FINANCES DECEMBER 31, 1952 | |
| Cash | \$77,354.22 |
| Taxes receivable | 16,958.65 |
| Tax title liens | 2,923.55 |
| Foreclosed property | |
| Accounts receivable | 867.48 |
| State road aid receivable | |
| Emergencies and deferred charges .. | 200.00 |
| TOTAL ASSETS | \$98,303.90 |
| Cash liabilities | \$10,645.03 |
| Reserves | 20,742.68 |
| Surplus revenue | 66,909.19 |
| TOTAL LIABILITIES AND SURPLUS | \$98,303.90 |

LEONIA BOROUGH—BERGEN COUNTY

Population Census, 1950—7,378

Land Area 1.5 sq. mi.

Net Valuation Taxable \$9,891,302

EXPENDITURES AND REQUIRED PAYMENTS FOR 1952

| | |
|--|---------------------|
| General Government | |
| Administrative and executive | \$28,028.01 |
| Assessment and collection of taxes | 13,713.75 |
| Finance Department | |
| Protection to Persons & Property | |
| Fire | 17,230.94 |
| Police | 84,402.03 |
| Other | |
| Streets and Roads | |
| Repairs and maintenance | 44,070.66 |
| Street lighting | 9,800.00 |
| Sanitation | |
| Street cleaning | 4,832.65 |
| Garbage and ash removal | 25,298.37 |
| Sewers | 41,062.11 |
| Health and Charities | |
| Health service | 2,180.00 |
| Poor (including relief) | 700.00 |
| Hospitals (aid and maintenance) | |
| Other | |
| Recreation | |
| Beaches and boardwalks | |
| Parks and playgrounds | 7,954.77 |
| Other | 18,306.03 |
| Educational | |
| (Exclusive of school districts) | 7,617.00 |
| Unclassified Purposes | |
| (Including contingent) | 11,463.00 |
| SUB-TOTAL—Municipal functions.. | \$316,659.32 |

| | |
|---|------------------|
| Per Capita—Municipal functions | \$42.92 |
| Capital imp'ts and capital imp't fund | \$20,000.00 |
| Debt Service | |
| Principal payments | \$31,000.00 |
| Interest payments | 7,245.00 |
| Total | 38,245.00 |

| | |
|--|---------------|
| Per Capita Debt Service | \$5.18 |
|--|---------------|

| | |
|--|------------------|
| Deferred Charges and Statutory Expenditures | |
| Emergencies | |
| Other deferred chgs. | \$93,508.57 |
| Total | 93,508.57 |

| | |
|---|---------------------|
| TOTAL—Municipal expenditures | \$468,412.89 |
|---|---------------------|

| | |
|---|-------------------|
| Required Payments for Local School, County, and Special District Taxes | 272,996.43 |
|---|-------------------|

| | |
|---|---------------------|
| TOTAL EXPENDITURES AND REQUIRED PAYMENTS | \$741,409.32 |
|---|---------------------|

| | |
|---|---------------------|
| Reserve for uncollected taxes | \$41,571.15 |
| GRAND TOTAL—Budget | \$782,980.47 |

RECEIPTS AND REVENUES REALIZED IN 1952 TO MEET EXPENDITURES AND REQUIRED PAYMENTS

| | |
|---|---------------------|
| Surplus revenue appropriated | \$30,413.83 |
| Miscellaneous revenues realized | 73,663.74 |
| State aid revenues realized | 5,175.00 |
| Delinquent taxes including liens—1952 collections | 12,877.75 |
| Current taxes—1952 collections | 677,680.00 |
| Emergency borrowings | |
| TOTAL RECEIPTS AND REVENUES REALIZED | \$799,810.32 |

CAPITAL OUTLAY—1952

| | |
|--------------------------------------|-------------|
| Beaches and boardwalks | |
| Buildings and equipment | \$13,385.80 |
| Parks and playgrounds | 132.76 |
| Sewers | 18.44 |
| Streets, roads and bridges | 271.88 |
| Water supply | |
| Other | |

| | |
|----------------------------------|---------------|
| Tax rate | \$6.98 |
| Local school tax rate | 1.95 |
| County tax rate | 0.81 |
| Local purpose tax rate | 4.22 |

TAXES

| | |
|----------------------------------|--------------|
| Local school tax | \$192,976.00 |
| County taxes | 80,020.43 |
| Special district taxes | |

| | |
|---|---------------------|
| Local purpose levy | \$272,996.43 |
| | 417,791.58 |
| Total tax levy (tax duplicate) | \$690,788.01 |

| | |
|--|----------------|
| Per Capita Total Tax Levy | \$93.63 |
|--|----------------|

| | |
|--|--------------|
| Current | |
| 1952 taxes levied (total) | \$695,962.32 |
| Collected in 1952 | 677,680.00 |
| Per cent of levy collected in 1952 | 97.37 |
| Transferred to liens | 830.66 |
| Cancelled, abated or adjusted | 3,631.99 |
| Outstanding December 31, 1952 | \$13,819.67 |

| | |
|-------------------------------------|-------------|
| All Prior Years Outstanding | |
| Balance January 1, 1952 | \$13,176.83 |
| Collected in 1952 | 11,993.45 |
| Balance December 31, 1952 | \$358.15 |

| | |
|-------------------------------------|------------|
| Tax Title Liens Outstanding | |
| Balance January 1, 1952 | \$2,764.31 |
| Releasied by cash | 884.20 |
| Balance December 31, 1952 | \$3,087.51 |

| | |
|---|--------------|
| Property Acquired by Deed or Foreclosure | |
| Balance January 1, 1952 | \$146,856.67 |
| Sale for cash | 2,635.00 |
| Balance December 31, 1952 | \$144,381.67 |

CAPITAL DEBT, DECEMBER 31, 1952

| | |
|---------------------------------|--------------|
| Gross Debt | |
| School debt | \$482,000.00 |
| Self-liquidating debt | |
| Other capital debt | 160,952.00 |

| | |
|--|---------------------|
| TOTAL GROSS DEBT | \$642,952.00 |
| Per Capita Gross Debt | \$87.14 |

| | |
|---------------------------------|--------------|
| Deductions for | |
| School debt | \$482,000.00 |
| Self-liquidating debt | |
| Other capital debt | |

| | |
|-----------------------------------|---------------------|
| TOTAL DEDUCTIONS | 482,000.00 |
| NET DEBT | \$160,952.00 |

| | |
|--|----------------|
| Average Assessed Valuations | |
| Real Property 1950-1951-1952 | \$8,910,666.00 |
| Per Cent of Net Debt | 1.80 |

CURRENT FINANCES DECEMBER 31, 1952

| | |
|--|---------------------|
| Cash | \$161,116.54 |
| Taxes receivable | 14,177.82 |
| Tax title liens | 3,087.51 |
| Foreclosed property | 144,381.67 |
| Accounts receivable | 538.46 |
| State road aid receivable | |
| Emergencies and deferred charges | |
| TOTAL ASSETS | \$323,302.00 |

| | |
|----------------------------|-------------|
| Cash liabilities | \$31,861.25 |
| Reserves | 162,185.46 |
| Surplus revenue | 129,255.29 |

| | |
|--|---------------------|
| TOTAL LIABILITIES AND SURPLUS | \$323,302.00 |
|--|---------------------|

LIBERTY TOWNSHIP—WARREN COUNTY

Population Census, 1950—529

Land Area 124 sq. mi

Net Valuation Taxable \$500,813

| | |
|--|--------------------|
| EXPENDITURES AND REQUIRED PAYMENTS FOR 1952 | |
| General Government | |
| Administrative and executive | \$1,390.00 |
| Assessment and collection of taxes | 650.00 |
| Finance Department | 160.00 |
| Protection to Persons & Property | |
| Fire | 300.00 |
| Police | |
| Other | |
| Streets and Roads | |
| Repairs and maintenance | 15,600.00 |
| Street lighting | |
| Sanitation | |
| Street cleaning | |
| Garbage and ash removal | |
| Sewers | |
| Health and Charities | |
| Health service | 490.00 |
| Poor (including relief) | 200.00 |
| Hospitals (aid and maintenance) | |
| Other | |
| Recreation | |
| Beaches and boardwalks | |
| Parks and playgrounds | |
| Other | |
| Educational | |
| (Exclusive of school districts) .. | |
| Unclassified Purposes | |
| (Including contingent) | |
| SUB-TOTAL—Municipal functions.. | \$19,790.00 |
| Per Capita—Municipal functions | \$37.41 |
| Capital imp'ts and capital imp't fund | \$3,000.00 |
| Debt Service | |
| Principal payments | |
| Interest payments | |
| Total | |
| Per Capita Debt Service | |
| Deferred Charges and Statutory Expenditures | |
| Emergencies | |
| Other deferred chgs. | |
| Total | |
| TOTAL—Municipal expenditures .. | \$22,790.00 |
| Required Payments for Local School, County, and Special District Taxes | 22,379.68 |
| TOTAL EXPENDITURES AND REQUIRED PAYMENTS | \$45,169.68 |
| Reserve for uncollected taxes | \$4,692.73 |
| GRAND TOTAL—Budget | \$49,862.41 |
| RECEIPTS AND REVENUES REALIZED IN 1952 TO MEET EXPENDITURES AND REQUIRED PAYMENTS | |
| Surplus revenue appropriated | \$3,500.00 |
| Miscellaneous revenues realized | 3,467.95 |
| State aid revenues realized | 7,321.00 |
| Delinquent taxes including | |
| Items—1952 collections | 3,875.93 |
| Current taxes—1952 collections | 24,393.84 |
| Emergency borrowings | |
| TOTAL RECEIPTS AND REVENUES REALIZED | \$46,557.67 |

CAPITAL OUTLAY—1952

| | |
|----------------------------------|-------|
| Beaches and boardwalks | |
| Buildings and equipment | |
| Parks and playgrounds | |
| Sewers | |
| Streets, roads and bridges | |
| Water supply | |
| Other | |

| | |
|------------------------------|---------------|
| Tax rate | \$6.50 |
| Local school tax rate | 3.09 |
| County tax rate | 1.38 |
| Local purpose tax rate | 2.03 |

TAXES

| | |
|--|--------------------|
| Local school tax | \$15,500.00 |
| County taxes | 6,879.68 |
| Special district taxes | |
| Local purpose levy | \$22,379.68 |
| Total tax levy (tax duplicate) .. | \$38,879.68 |
| Per Capita Total Tax Levy | \$61.28 |

| | |
|--|-------------|
| Current | |
| 1952 taxes levied (total) | \$38,879.68 |
| Collected in 1952 | 28,293.09 |
| Per cent of levy collected in 1952 | 72.55 |
| Transferred to liens | 14.04 |
| Cancelled, abated or adjusted | |
| Outstanding December 31, 1952 .. | \$4,610.55 |

| | |
|------------------------------------|------------|
| All Prior Years Outstanding | |
| Balance January 1, 1952 | \$4,500.00 |
| Collected in 1952 | 3,675.93 |
| Balance December 31, 1952 | \$924.07 |

| | |
|------------------------------------|----------|
| Tax Title Liens Outstanding | |
| Balance January 1, 1952 | \$110.00 |
| Redeemed by cash | |
| Balance December 31, 1952 | \$224.00 |

| | |
|---|-------|
| Property Acquired by Deed or Foreclosure | |
| Balance January 1, 1952 | |
| Sale for cash | |
| Balance December 31, 1952 | |

CAPITAL DEBT, DECEMBER 31, 1952

| | |
|-----------------------------|-------|
| Gross Debt | |
| School debt | |
| Self-liquidating debt | |
| Other capital debt | |

| | |
|------------------------------------|--------------|
| TOTAL GROSS DEBT | |
| Per Capita Gross Debt | |

| | |
|-----------------------------|-------|
| Deductions for | |
| School debt | |
| Self-liquidating debt | |
| Other capital debt | |

| | |
|-------------------------------|--------------|
| TOTAL DEDUCTIONS | |
| NET DEBT | |

| | |
|------------------------------------|--------------|
| Average Assessed Valuations | |
| Real Property 1950-1951-1952 | \$443,924.00 |
| Per Cent of Net Debt | |

CURRENT FINANCES DECEMBER 31, 1952

| | |
|--|-------------|
| Cash | \$17,415.74 |
| Taxes receivable | 4,074.75 |
| Tax title liens | 224.00 |
| Foreclosed property | |
| Accounts receivable | |
| State road aid receivable | |
| Emergencies and deferred charges | |

| | |
|---------------------------|--------------------|
| TOTAL ASSETS | \$22,714.49 |
|---------------------------|--------------------|

| | |
|------------------------|------------|
| Cash liabilities | \$5,462.44 |
| Reserves | 5,198.85 |
| Surplus revenue | 11,732.55 |

| | |
|--|--------------------|
| TOTAL LIABILITIES AND SURPLUS | \$22,714.84 |
|--|--------------------|

LINCOLN PARK BOROUGH—MORRIS COUNTY

Population Census, 1950—3,376

Land Area 7.0 sq. mi.

Net Valuation Taxable \$1,914,266

EXPENDITURES AND REQUIRED PAYMENTS FOR 1952

| | |
|---|--------------------|
| General Government | |
| Administrative and executive | \$11,104.38 |
| Assessment and collection of taxes | 7,400.00 |
| Finance Department | |
| Protection to Persons & Property | |
| Fire | 6,550.00 |
| Police | 13,889.22 |
| Other | |
| Streets and Roads | |
| Repairs and maintenance | 18,978.66 |
| Street lighting | 4,500.00 |
| Sanitation | |
| Street cleaning | |
| Garbage and ash removal | 7,900.00 |
| Sewers | |
| Health and Charities | |
| Health service | 510.55 |
| Poor (including relief) | 50.00 |
| Hospitals (aid and maintenance) .. | |
| Other | 1,367.19 |
| Recreation | |
| Beaches and boardwalks | |
| Parks and playgrounds | 700.00 |
| Other | |
| Educational | |
| (Exclusive of school districts) .. | 400.00 |
| Unclassified Purposes | |
| (Including contingent) | 1,050.00 |
| SUB-TOTAL—Municipal functions.. | \$74,400.00 |

| | |
|---|----------------|
| Per Capita—Municipal functions | \$22.04 |
| Capital imp'ts and capital imp't fund | \$7,600.00 |
| Debt Service | |
| Principal payments | |
| Interest payments | |
| Total | |

| | |
|--|--------------------|
| Per Capita Debt Service | |
| Deferred Charges and Statutory Expenditures | |
| Emergencies | \$1,850.00 |
| Other deferred chgs. | |
| Total | 1,850.00 |
| TOTAL—Municipal expenditures .. | \$83,850.00 |

| | |
|---|-------------------|
| Required Payments for Local School, County, and Special District Taxes | 142,495.69 |
|---|-------------------|

| | |
|---|---------------------|
| TOTAL EXPENDITURES AND REQUIRED PAYMENTS | \$226,345.69 |
| Reserve for uncollected taxes | \$29,305.00 |
| GRAND TOTAL—Budget | \$255,650.69 |

RECEIPTS AND REVENUES REALIZED IN 1952 TO MEET EXPENDITURES AND REQUIRED PAYMENTS

| | |
|---|---------------------|
| Surplus revenue appropriated .. | \$21,850.00 |
| Miscellaneous revenues realized .. | 33,557.23 |
| State aid revenues realized | 3,578.33 |
| Delinquent taxes including | |
| liens—1952 collections | 16,687.24 |
| Current taxes—1952 collections .. | 165,074.31 |
| Emergency borrowings | |
| TOTAL RECEIPTS AND REVENUES REALIZED | \$240,747.11 |

CAPITAL OUTLAY—1952

| | |
|----------------------------------|-------|
| Beaches and boardwalks | |
| Buildings and equipment | |
| Parks and playgrounds | |
| Sewers | |
| Streets, roads and bridges | |
| Water supply | |
| Other | |

| | |
|------------------------------|---------------|
| Tax rate | \$9.65 |
| Local school tax rate | 6.39 |
| County tax rate | 1.06 |
| Local purpose tax rate | 2.20 |

TAXES

| | | |
|--|-------------------|--|
| Local school tax ... | \$122,287.95 | |
| County taxes | 20,207.74 | |
| Special district taxes | | |
| Local purpose levy | 142,495.69 | |
| Total tax levy (tax duplicate) .. | 184,695.69 | |

| | |
|--|----------------|
| Per Capita Total Tax Levy | \$54.71 |
|--|----------------|

| | |
|--|--------------|
| Current | |
| 1952 taxes levied (total) | \$185,841.55 |
| Collected in 1952 | 165,074.31 |
| Per cent of levy collected in 1952 ... | 88.83 |
| Transferred to liens | 2,586.73 |
| Cancelled, abated or adjusted | 1,605.91 |
| Outstanding December 31, 1952 .. | \$16,574.60 |

| | |
|------------------------------------|-------------|
| All Prior Years Outstanding | |
| Balance January 1, 1952 | \$15,850.55 |
| Collected in 1952 | 14,526.30 |
| Balance December 31, 1952 | \$101.22 |

| | |
|------------------------------------|-------------|
| Tax Title Liens Outstanding | |
| Balance January 1, 1952 | \$25,650.91 |
| Redeemed by cash | 2,160.94 |
| Balance December 31, 1952 | \$26,948.85 |

| | |
|---|------------|
| Property Acquired by Deed or Foreclosure | |
| Balance January 1, 1952 | \$4,650.00 |
| Sale for cash | 1,795.00 |
| Balance December 31, 1952 | \$4,050.00 |

CAPITAL DEBT, DECEMBER 31, 1952

| | |
|------------------------------------|---------------------|
| Gross Debt | |
| School debt | \$208,300.00 |
| Self-liquidating debt | |
| Other capital debt | 2,100.00 |
| TOTAL GROSS DEBT | \$210,400.00 |
| Per Capita Gross Debt | \$62.32 |

| | |
|-------------------------------|---------------------|
| Deductions for | |
| School debt | \$103,476.00 |
| Self-liquidating debt | |
| Other capital debt | 2,100.00 |
| TOTAL DEDUCTIONS | 105,576.00 |
| NET DEBT | \$104,824.00 |

| | |
|------------------------------------|----------------|
| Average Assessed Valuations | |
| Real Property 1950-1951-1952 .. | \$1,724,604.00 |
| Per Cent of Net Debt | 6.07 |

CURRENT FINANCES DECEMBER 31, 1952

| | |
|-------------------------------------|---------------------|
| Cash | \$49,697.21 |
| Taxes receivable | 16,675.82 |
| Tax title liens | 26,948.85 |
| Foreclosed property | 4,050.00 |
| Accounts receivable | 431.49 |
| State road aid receivable | 6,495.00 |
| Emergencies and deferred charges .. | 2,700.33 |
| TOTAL ASSETS | \$106,999.20 |

| | |
|--|---------------------|
| Cash liabilities | \$20,701.67 |
| Reserves | 48,106.16 |
| Surplus revenue | 38,191.37 |
| TOTAL LIABILITIES AND SURPLUS | \$106,999.20 |

LINDEN CITY—UNION COUNTY

Population Census, 1950—30,644

Land Area 10.95 sq. mi.

Net Valuation Taxable \$89,289,209

EXPENDITURES AND REQUIRED PAYMENTS FOR 1952

| | |
|---|--------------|
| General Government | |
| Administrative and executive | \$181,670.00 |
| Assessment and collection of taxes | 61,315.00 |
| Finance Department | 15,435.00 |
| Protection to Persons & Property | |
| Fire | 470,400.00 |
| Police | 448,540.00 |
| Other | 52,000.00 |
| Streets and Roads | |
| Repairs and maintenance | 211,390.55 |
| Street lighting | 68,800.00 |
| Sanitation | |
| Street cleaning | 34,520.00 |
| Garbage and ash removal | 75,000.00 |
| Sewers | 111,600.00 |
| Health and Charities | |
| Health service | 40,620.00 |
| Poor (including relief) | 35,815.00 |
| Hospitals (aid and maintenance) | |
| Other | 2,300.00 |
| Recreation | |
| Beaches and boardwalks | |
| Parks and playgrounds | 28,210.00 |
| Other | 64,245.00 |
| Educational | |
| (Exclusive of school districts) .. | 73,370.00 |
| Unclassified Purposes | |
| (Including contingent) | 187,082.00 |

SUB-TOTAL—Municipal functions.. \$2,162,312.55

Per Capita—Municipal functions \$70.56
 Capital imp'ts and capital imp't fund

Debt Service
 Principal payments .. \$291,200.00
 Interest payments .. 169,160.25
Total *460,360.25

Per Capita Debt Service \$15.02
Deferred Charges and Statutory Expenditures
 Emergencies

Other deferred chgs. .. \$58,000.00
 .. 99,806.75
Total 157,806.75

TOTAL—Municipal expenditures .. \$2,815,479.55

Required Payments for Local School, County, and Special District Taxes 2,193,960.40

TOTAL EXPENDITURES AND REQUIRED PAYMENTS \$5,009,439.95

Reserve for uncollected taxes

GRAND TOTAL—Budget \$5,186,272.41

RECEIPTS AND REVENUES REALIZED IN 1952 TO MEET EXPENDITURES AND REQUIRED PAYMENTS
 Surplus revenue appropriated .. \$328,102.00
 Miscellaneous revenues realized .. 405,790.78
 State aid revenues realized .. 29,616.87
 Delinquent taxes including
 liens—1952 collections .. 62,794.16
 Current taxes—1952 collections .. 4,402,208.41
 Emergency borrowings

TOTAL RECEIPTS AND REVENUES REALIZED \$5,228,512.22

CAPITAL OUTLAY—1952
 Beaches and boardwalks
 Buildings and equipment

* Includes \$229,744.00 Art. VI School Debt Service.

Tax rate \$4.95
 Local school tax rate

County tax rate

Local purpose tax rate

TAXES
 Local school tax ... \$1,440,231.26
 County taxes

Special district taxes

Local purpose levy

Total tax levy (tax duplicate) .. \$4,416,311.88

Per Capita Total Tax Levy \$144.12

Current
 1952 taxes levied (total)

Collected in 1952

Per cent of levy collected in 1952 ... 98.17
 Transferred to liens

Cancelled, abated or adjusted .. 2,797.90
 Outstanding December 31, 1952 .. \$64,079.43

All Prior Years Outstanding
 Balance January 1, 1952

Collected in 1952

Balance December 31, 1952

Tax Title Liens Outstanding
 Balance January 1, 1952

Redeemed by cash

Balance December 31, 1952

Property Acquired by Deed or Foreclosure
 Balance January 1, 1952

Sale for cash

Balance December 31, 1952

CAPITAL DEBT, DECEMBER 31, 1952

Gross Debt
 School debt

Self-liquidating debt

Other capital debt .. 3,130,589.00

TOTAL GROSS DEBT \$6,045,089.00

Per Capita Gross Debt \$197.27

Deductions for
 School debt

Self-liquidating debt

Other capital debt .. 143,175.00

TOTAL DEDUCTIONS 3,057,675.00

NET DEBT \$2,987,414.00

Average Assessed Valuations
 Real Property 1950-1951-1952 .. \$66,571,120.00

Per Cent of Net Debt .. 4.48

CURRENT FINANCES DECEMBER 31, 1952

Cash

Taxes receivable

Tax title liens

Foreclosed property

Accounts receivable

State road aid receivable

Emergencies and deferred charges .. 55,000.00

TOTAL ASSETS \$1,059,750.34

Cash liabilities

Reserves

Surplus revenue

TOTAL LIABILITIES AND SURPLUS \$1,059,750.34

LINDENWOLD BOROUGH—CAMDEN COUNTY

Population Census, 1950—3,479 Land Area 3.89 sq. mi. Net Valuation Taxable \$1,935,808

| | |
|--|--------------------|
| EXPENDITURES AND REQUIRED PAYMENTS FOR 1952 | |
| General Government | |
| Administrative and executive | \$9,960.00 |
| Assessment and collection of taxes | 9,820.00 |
| Finance Department | |
| Protection to Persons & Property | |
| Fire | 4,470.00 |
| Police | 5,315.00 |
| Other | |
| Streets and Roads | |
| Repairs and maintenance | 22,870.00 |
| Street lighting | 7,300.00 |
| Sanitation | |
| Street cleaning | |
| Garbage and ash removal | |
| Sewers | |
| Health and Charities | |
| Health service | 1,300.00 |
| Poor (including relief) | 3,350.00 |
| Hospitals (aid and maintenance) | |
| Other | |
| Recreation | |
| Beaches and boardwalks | |
| Parks and playgrounds | |
| Other | |
| Educational | |
| (Exclusive of school districts) .. | |
| Unclassified Purposes | |
| (Including contingent) | 250.00 |
| SUB-TOTAL—Municipal functions.. | \$65,135.00 |

| | |
|--|--------------------|
| Per Capita—Municipal functions | \$18.72 |
| Capital imp'ts and capital imp't fund | \$7,500.00 |
| Debt Service | |
| Principal payments .. | \$12,000.00 |
| Interest payments .. | 5,551.25 |
| Total | 17,551.25 |
| Per Capita Debt Service | \$5.04 |
| Deferred Charges and Statutory Expenditures | |
| Emergencies | |
| Other deferred chgs. | |
| Total | |
| TOTAL—Municipal expenditures .. | \$90,186.25 |

| | |
|---|-------------------|
| Required Payments for Local School, County, and Special District Taxes | 120,656.77 |
|---|-------------------|

| | |
|---|---------------------|
| TOTAL EXPENDITURES AND REQUIRED PAYMENTS | \$210,843.02 |
| Reserve for uncollected taxes | \$41,980.00 |
| GRAND TOTAL—Budget | \$252,823.02 |

| | |
|--|---------------------|
| RECEIPTS AND REVENUES REALIZED IN 1952 TO MEET EXPENDITURES AND REQUIRED PAYMENTS | |
| Surplus revenue appropriated .. | \$48,000.00 |
| Miscellaneous revenues realized .. | 26,024.08 |
| State aid revenues realized | 9,358.50 |
| Delinquent taxes including | |
| liens—1952 collections | 25,865.16 |
| Current taxes—1952 collections.. | 141,072.51 |
| Emergency borrowings | |
| TOTAL RECEIPTS AND REVENUES REALIZED | \$250,320.25 |

CAPITAL OUTLAY—1952

| | |
|----------------------------------|--|
| Beaches and boardwalks | |
| Buildings and equipment | |
| Parks and playgrounds | |
| Sewers | |
| Streets, roads and bridges | |
| Water supply | |
| Other | |

| | |
|------------------------------|---------------|
| Tax rate | \$8.12 |
| Local school tax rate | 4.60 |
| County tax rate | 1.62 |
| Local purpose tax rate | 1.90 |

TAXES

| | | |
|--|---------------------|-------------------|
| Local school tax ... | \$89,234.43 | |
| County taxes | 31,422.34 | |
| Special district taxes | | |
| Local purpose levy | \$120,656.77 | \$6,666.25 |
| Total tax levy (tax duplicate) .. | \$157,323.02 | |
| Per Capita Total Tax Levy | \$45.22 | |

| | |
|---------------------------------------|--------------|
| Current | |
| 1952 taxes levied (total) | \$163,525.30 |
| Collected in 1952 | 141,072.51 |
| Per cent of levy collected in 1952 .. | 86.26 |
| Transferred to liens | |
| Cancelled, abated or adjusted .. | |
| Outstanding December 31, 1952 .. | \$22,452.79 |

| | |
|------------------------------------|-------------|
| All Prior Years Outstanding | |
| Balance January 1, 1952 | \$25,659.33 |
| Collected in 1952 | 21,412.08 |
| Balance December 31, 1952 | \$4,247.25 |

| | |
|------------------------------------|--------------|
| Tax Title Liens Outstanding | |
| Balance January 1, 1952 | \$121,658.88 |
| Redeemed by cash | 4,453.08 |
| Balance December 31, 1952 | \$117,205.80 |

| | |
|---|-------------|
| Property Acquired by Deed or Foreclosure | |
| Balance January 1, 1952 | \$98,057.33 |
| Sale for cash | 5,320.00 |
| Balance December 31, 1952 | \$92,737.33 |

CAPITAL DEBT, DECEMBER 31, 1952

| | |
|------------------------------------|---------------------|
| Gross Debt | |
| School debt | \$91,998.00 |
| Self-liquidating debt. | |
| Other capital debt .. | 127,000.00 |
| TOTAL GROSS DEBT | \$218,998.00 |
| Per Capita Gross Debt | \$62.95 |

| | |
|-------------------------------|---------------------|
| Deductions for | |
| School debt | \$91,998.00 |
| Self-liquidating debt. | |
| Other capital debt .. | |
| TOTAL DEDUCTIONS | 91,998.00 |
| NET DEBT | \$127,000.00 |

| | |
|------------------------------------|----------------|
| Average Assessed Valuations | |
| Real Property 1950-1951-1952.. | \$1,575,503.00 |
| Per Cent of Net Debt | 6.77 |

CURRENT FINANCES DECEMBER 31, 1952

| | |
|-------------------------------------|---------------------|
| Cash | \$70,121.93 |
| Taxes receivable | 26,700.04 |
| Tax title liens | 117,205.80 |
| Foreclosed property | 92,737.33 |
| Accounts receivable | 2,233.99 |
| State road aid receivable | 5,183.22 |
| Emergencies and deferred charges .. | 436.81 |
| TOTAL ASSETS | \$314,619.12 |

| | |
|------------------------|-------------|
| Cash liabilities | \$20,964.00 |
| Reserves | 238,877.16 |
| Surplus revenue | 54,777.96 |

| | |
|--|---------------------|
| TOTAL LIABILITIES AND SURPLUS | \$314,619.12 |
|--|---------------------|

LINWOOD CITY—ATLANTIC COUNTY

Population Census, 1950—1,925

Land Area 4.14 sq. mi.

Net Valuation Taxable \$967,963

| | |
|--|---------------------|
| EXPENDITURES AND REQUIRED PAYMENTS FOR 1952 | |
| General Government | |
| Administrative and executive | \$10,667.00 |
| Assessment and collection of taxes | 4,850.00 |
| Finance Department | 225.00 |
| Protection to Persons & Property | |
| Fire | 11,425.00 |
| Police | 14,313.00 |
| Other | |
| Streets and Roads | |
| Repairs and maintenance | 20,600.00 |
| Street lighting | 4,250.00 |
| Sanitation | |
| Street cleaning | |
| Garbage and ash removal | 300.00 |
| Sewers | |
| Health and Charities | |
| Health service | 895.00 |
| Poor (including relief) | 1,000.00 |
| Hospitals (aid and maintenance) | 300.00 |
| Other | |
| Recreation | |
| Beaches and boardwalks | |
| Parks and playgrounds | 500.00 |
| Other | |
| Educational | |
| (Exclusive of school districts) .. | 550.00 |
| Unclassified Purposes | |
| (Including contingent) | 500.00 |
| SUB-TOTAL—Municipal functions.. | \$70,375.00 |
| Per Capita—Municipal functions | |
| Capital Imp'ts and capital imp't fund | \$36.56 |
| Capital Imp'ts and capital imp't fund | 4,100.00 |
| Debt Service | |
| Principal payments .. | \$8,000.00 |
| Interest payments .. | 5,465.00 |
| Total | *13,465.00 |
| Per Capita Debt Service | |
| Deferred Charges and Statutory Expenditures | \$6.99 |
| Emergencies | |
| Other deferred chgs. | |
| Total | |
| TOTAL—Municipal expenditures .. | \$87,940.00 |
| Required Payments for Local School, County, and Special District Taxes | |
| | 82,656.03 |
| TOTAL EXPENDITURES AND REQUIRED PAYMENTS | \$170,596.03 |
| Reserve for uncollected taxes | \$19,609.39 |
| GRAND TOTAL—Budget | \$190,205.42 |
| RECEIPTS AND REVENUES REALIZED IN 1952 TO MEET EXPENDITURES AND REQUIRED PAYMENTS | |
| Surplus revenue appropriated .. | \$35,000.00 |
| Miscellaneous revenues realized .. | 21,313.84 |
| State aid revenues realized | 11,427.00 |
| Delinquent taxes including | |
| Fines—1952 collections | 14,280.47 |
| Current taxes—1952 collections.. | 102,160.34 |
| Emergency borrowings | |
| TOTAL RECEIPTS AND REVENUES REALIZED | \$184,181.65 |
| CAPITAL OUTLAY—1952 | |
| Beaches and boardwalks | |
| Buildings and equipment | |
| Parks and playgrounds | |
| Sewers | |
| Streets, roads and bridges | |
| Water supply | |
| Other | |

| | |
|---|---------------------|
| Tax rate | \$11.97 |
| Local school tax rate | 6.82 |
| County tax rate | 1.72 |
| Local purpose tax rate | 3.43 |
| TAXES | |
| Local school tax ... | \$66,000.00 |
| County taxes | 16,656.03 |
| Special district taxes | |
| Local purpose levy | \$82,656.03 |
| | 33,149.39 |
| Total tax levy (tax duplicate) .. | \$115,805.42 |
| Per Capita Total Tax Levy | |
| | \$60.16 |
| Current | |
| 1952 taxes levied (total) | \$116,820.05 |
| Collected in 1952 | 102,160.34 |
| Per cent of levy collected in 1952 ... | 87.45 |
| Transferred to liens | 5,418.17 |
| Cancelled, abated or adjusted .. | 1,370.01 |
| Outstanding December 31, 1952 .. | \$7,871.53 |
| All Prior Years Outstanding | |
| Balance January 1, 1952 | \$10,509.98 |
| Collected in 1952 | 9,137.96 |
| Balance December 31, 1952 | \$1,197.97 |
| Tax Title Liens Outstanding | |
| Balance January 1, 1952 | \$66,925.14 |
| Redeemed by cash | 5,142.51 |
| Balance December 31, 1952 | \$47,811.60 |
| Property Acquired by Deed or Foreclosure | |
| Balance January 1, 1952 | \$32,048.50 |
| Sale for cash | 5,670.00 |
| Balance December 31, 1952 | \$40,378.50 |
| CAPITAL DEBT, DECEMBER 31, 1952 | |
| Gross Debt | |
| School debt | \$10,000.00 |
| Self-liquidating debt .. | |
| Other capital debt .. | 121,000.00 |
| TOTAL GROSS DEBT | \$131,000.00 |
| Per Capita Gross Debt | \$68.05 |
| Deductions for | |
| School debt | \$10,000.00 |
| Self-liquidating debt .. | |
| Other capital debt .. | |
| TOTAL DEDUCTIONS | 10,000.00 |
| NET DEBT | \$121,000.00 |
| Average Assessed Valuations | |
| Real Property 1950-1951-1952.. | \$881,486.00 |
| Per Cent of Net Debt | 13.72 |
| CURRENT FINANCES DECEMBER 31, 1952 | |
| Cash | \$91,226.51 |
| Taxes receivable | 9,069.50 |
| Tax title liens | 47,811.60 |
| Foreclosed property | 40,378.50 |
| Accounts receivable | 4,174.98 |
| State road aid receivable | |
| Emergencies and deferred charges .. | 6,200.00 |
| TOTAL ASSETS | \$198,861.09 |
| Cash liabilities | \$31,502.70 |
| Reserves | 101,434.58 |
| Surplus revenue | 65,923.81 |
| TOTAL LIABILITIES AND SURPLUS | \$198,861.09 |

* Includes \$2,385.00 Art. VI School Debt Service.

LITTLE EGG HARBOR TOWNSHIP—OCEAN COUNTY

Population Census, 1950—644

Land Area 48.2 sq. mi.

Net Valuation Taxable \$513,766

EXPENDITURES AND REQUIRED PAYMENTS FOR 1952

| | |
|--|--------------------|
| General Government | |
| Administrative and executive | \$6,260.84 |
| Assessment and collection of taxes | 1,475.00 |
| Finance Department | 560.00 |
| Protection to Persons & Property | |
| Fire | 2,609.20 |
| Police | 350.00 |
| Other | |
| Streets and Roads | |
| Repairs and maintenance | 7,668.47 |
| Street lighting | 2,100.42 |
| Sanitation | |
| Street cleaning | |
| Garbage and ash removal | |
| Sewers | |
| Health and Charities | |
| Health service | 50.00 |
| Poor (including relief) | 866.00 |
| Hospitals (aid and maintenance) | |
| Other | |
| Recreation | |
| Beaches and boardwalks | |
| Parks and playgrounds | |
| Other | |
| Educational (Exclusive of school districts) .. | |
| Unclassified Purposes (Including contingent) | |
| | 379.96 |
| SUB-TOTAL—Municipal functions.. | \$22,319.89 |

| | |
|---|----------------|
| Per Capita—Municipal functions | \$34.66 |
| Capital imp'ts and capital imp't fund | \$200.00 |
| Debt Service | |
| Principal payments .. | |
| Interest payments .. | |
| Total | |

| | |
|--|--------------|
| Per Capita Debt Service | |
| Deferred Charges and Statutory Expenditures | |
| Emergencies | |
| Other deferred chgs. | |
| Total | |

| | |
|---|--------------------|
| TOTAL—Municipal expenditures ... | \$22,519.89 |
|---|--------------------|

| | |
|---|------------------|
| Required Payments for Local School, County, and Special District Taxes | 36,720.49 |
|---|------------------|

TOTAL EXPENDITURES AND REQUIRED PAYMENTS

| | |
|--|--------------------|
| Reserve for uncollected taxes | \$6,758.84 |
| GRAND TOTAL—Budget | \$65,994.22 |

RECEIPTS AND REVENUES REALIZED IN 1952 TO MEET EXPENDITURES AND REQUIRED PAYMENTS

| | |
|---|--------------------|
| Surplus revenue appropriated .. | \$5,000.00 |
| Miscellaneous revenues realized .. | 11,412.55 |
| State aid revenues realized | 5,372.00 |
| Delinquent taxes including | |
| liens—1952 collections | 2,577.88 |
| current taxes—1952 collections.. | 40,111.74 |
| Emergency borrowings | |
| TOTAL RECEIPTS AND REVENUES REALIZED | \$64,473.67 |

CAPITAL OUTLAY—1952

| | |
|----------------------------------|-------|
| Beaches and boardwalks | |
| Buildings and equipment | |
| Parks and playgrounds | |
| Sewers | |
| Streets, roads and bridges | |
| Water supply | |
| Other | |

| | |
|------------------------------|---------------|
| Tax rate | \$8.77 |
| Local school tax rate | 5.02 |
| County tax rate | 2.13 |
| Local purpose tax rate | 1.62 |

TAXES

| | | |
|--|--------------------|-------------------|
| Local school tax ... | \$25,793.74 | |
| County taxes | 10,926.75 | |
| Special district taxes | | |
| Local purpose levy | \$36,720.49 | \$8,291.73 |
| Total tax levy (tax duplicate) .. | \$45,012.22 | |

| | |
|--|----------------|
| Per Capita Total Tax Levy | \$69.89 |
|--|----------------|

| | |
|---------------------------------------|-------------------|
| Current | |
| 1952 taxes levied (total) | \$45,184.28 |
| Collected in 1952 | 40,111.74 |
| Per cent of levy collected in 1952 .. | 88.77 |
| Transferred to liens | 1,470.30 |
| Cancelled, abated or adjusted .. | 72.97 |
| Outstanding December 31, 1952 .. | \$3,829.27 |

| | |
|------------------------------------|-------------------|
| All Prior Years Outstanding | |
| Balance January 1, 1952 | \$3,437.94 |
| Collected in 1952 | 2,261.65 |
| Balance December 31, 1952 | \$1,118.03 |

| | |
|------------------------------------|--------------------|
| Tax Title Liens Outstanding | |
| Balance January 1, 1952 | \$37,718.09 |
| Releemed by cash | 315.73 |
| Balance December 31, 1952 | \$38,890.34 |

| | |
|---|-------------------|
| Property Acquired by Deed or Foreclosure | |
| Balance January 1, 1952 | \$9,770.00 |
| Sale for cash | |
| Balance December 31, 1952 | \$9,770.00 |

CAPITAL DEBT, DECEMBER 31, 1952

| | |
|------------------------------------|--------------------|
| Gross Debt | |
| School debt | \$42,000.00 |
| Self-liquidating debt | |
| Other capital debt .. | |
| TOTAL GROSS DEBT | \$42,000.00 |
| Per Capita Gross Debt | \$65.22 |

| | |
|-------------------------------|--------------------|
| Deductions for | |
| School debt | \$21,803.00 |
| Self-liquidating debt | |
| Other capital debt .. | |
| TOTAL DEDUCTIONS | 21,803.00 |
| NET DEBT | \$20,197.00 |

| | |
|------------------------------------|--------------|
| Average Assessed Valuations | |
| Real Property 1950-1951-1952.. | \$363,375.00 |
| Per Cent of Net Deb | 5.55 |

CURRENT FINANCES DECEMBER 31, 1952

| | |
|-------------------------------------|--------------------|
| Cash | \$14,286.61 |
| Taxes receivable | 4,647.30 |
| Tax title liens | 38,890.34 |
| Foreclosed property | 9,770.00 |
| Accounts receivable | |
| State road aid receivable | 4,895.00 |
| Emergencies and deferred charges .. | |
| TOTAL ASSETS | \$72,488.65 |

| | |
|------------------------|------------|
| Cash liabilities | \$9,072.74 |
| Reserves | 53,307.64 |
| Surplus revenue | 10,108.27 |

| | |
|--|--------------------|
| TOTAL LIABILITIES AND SURPLUS | \$72,488.65 |
|--|--------------------|

LITTLE FALLS TOWNSHIP—PASSAIC COUNTY

Population Census, 1950—6,405

Land Area 2.8 sq. mi.

Net Valuation Taxable \$8,071,529

| | |
|--|---------------------|
| EXPENDITURES AND REQUIRED PAYMENTS FOR 1952 | |
| General Government | |
| Administrative and executive | \$26,350.00 |
| Assessment and collection of taxes | 3,950.00 |
| Finance Department | 3,300.00 |
| Protection to Persons & Property | |
| Fire | 12,280.00 |
| Police | 57,135.90 |
| Other | |
| Streets and Roads | |
| Repairs and maintenance | 33,815.00 |
| Street lighting | 7,300.00 |
| Sanitation | |
| Street cleaning | |
| Garbage and ash removal | 15,590.00 |
| Sewers | 31,716.00 |
| Health and Charities | |
| Health service | 4,650.00 |
| Poor (including relief) | 3,000.00 |
| Hospitals (aid and maintenance) | |
| Other | |
| Recreation | |
| Beaches and boardwalks | |
| Parks and playgrounds | 2,039.60 |
| Other | |
| Educational | |
| (Exclusive of school districts) .. | 6,415.00 |
| Unclassified Purposes | |
| (Including contingent) | 2,500.00 |
| SUB-TOTAL—Municipal functions.. | \$210,041.50 |
| Per Capita—Municipal functions | \$32.79 |
| Capital imp'ts and capital imp't fund | \$48,200.00 |
| Debt Service | |
| Principal payments .. | \$21,462.82 |
| Interest payments .. | 3,409.74 |
| Total | 24,872.56 |
| Per Capita Debt Service | |
| | \$3.88 |
| Deferred Charges and Statutory Expenditures | |
| Emergencies | |
| Other deferred chgs. | \$20,176.20 |
| Total | 20,176.20 |
| TOTAL—Municipal expenditures .. | \$303,290.26 |
| Required Payments for Local School, County, and Special District Taxes | |
| | 335,524.51 |
| TOTAL EXPENDITURES AND REQUIRED PAYMENTS | \$638,814.77 |
| Reserve for uncollected taxes | \$78,499.23 |
| GRAND TOTAL—Budget | \$717,314.00 |
| RECEIPTS AND REVENUES REALIZED IN 1952 TO MEET EXPENDITURES AND REQUIRED PAYMENTS | |
| Surplus revenue appropriated .. | \$105,500.00 |
| Miscellaneous revenues realized .. | 80,487.15 |
| State aid revenues realized | 12,242.13 |
| Delinquent taxes including | |
| liens—1952 collections | 38,972.95 |
| Current taxes—1952 collections .. | 495,264.38 |
| Emergency borrowings | |
| TOTAL RECEIPTS AND REVENUES REALIZED | \$732,466.61 |

CAPITAL OUTLAY—1952

| | |
|----------------------------------|------------|
| Beaches and boardwalks | |
| Buildings and equipment | \$7,749.56 |
| Parks and playgrounds | |
| Sewers | 96,899.54 |
| Streets, roads and bridges | 35,113.67 |
| Water supply | |
| Other | |

| | |
|------------------------------|---------------|
| Tax rate | \$6.52 |
| Local school tax rate | 3.21 |
| County tax rate | 0.95 |
| Local purpose tax rate | 2.36 |

TAXES

| | | |
|-----------------------------------|--------------|-------------------|
| Local school tax ... | \$258,800.30 | |
| County taxes | 76,724.21 | |
| Special district taxes | | |
| Local purpose levy | | \$335,524.51 |
| Total tax levy (tax duplicate) .. | | <u>527,606.01</u> |

| | |
|--|----------------|
| Per Capita Total Tax Levy | \$82.37 |
|--|----------------|

| | |
|--|--------------------|
| Current | |
| 1952 taxes levied (total) | \$535,719.48 |
| Collected in 1952 | 495,264.38 |
| Per cent of levy collected in 1952 ... | 92.44 |
| Transferred to liens | 2,496.38 |
| Cancelled, abated or adjusted .. | 32.60 |
| Outstanding December 31, 1952 .. | <u>\$37,926.12</u> |

| | |
|------------------------------------|--------------------|
| All Prior Years Outstanding | |
| Balance January 1, 1952 | \$61,732.16 |
| Collected in 1952 | 38,726.33 |
| Balance December 31, 1952 | <u>\$22,350.10</u> |

| | |
|------------------------------------|--------------------|
| Tax Title Liens Outstanding | |
| Balance January 1, 1952 | \$36,765.69 |
| Released by cash | 246.62 |
| Balance December 31, 1952 | <u>\$39,875.64</u> |

| | |
|---|--------------------|
| Property Acquired by Deed or Foreclosure | |
| Balance January 1, 1952 | \$17,555.00 |
| Sale for cash | 4,200.00 |
| Balance December 31, 1952 | <u>\$14,205.00</u> |

CAPITAL DEBT, DECEMBER 31, 1952

| | |
|------------------------------------|---------------------|
| Gross Debt | |
| School debt | \$506,688.00 |
| Self-liquidating debt | 263,697.00 |
| Other capital debt .. | |
| TOTAL GROSS DEBT | \$770,385.00 |
| Per Capita Gross Debt | \$120.28 |

| | |
|-------------------------------|---------------------|
| Deductions for | |
| School debt | \$506,688.00 |
| Self-liquidating debt | 246.62 |
| Other capital debt .. | 5,690.00 |
| TOTAL DEDUCTIONS | 512,378.00 |
| NET DEBT | \$258,007.00 |

| | |
|------------------------------------|----------------|
| Average Assessed Valuations | |
| Real Property 1950-1951-1952 .. | \$6,742,734.00 |
| Per Cent of Net Debt | 3.82 |

CURRENT FINANCES DECEMBER 31, 1952

| | |
|-------------------------------------|---------------------|
| Cash | \$230,823.25 |
| Taxes receivable | 60,276.22 |
| Tax title liens | 39,875.64 |
| Foreclosed property | 14,205.00 |
| Accounts receivable | 1,253.56 |
| State road aid receivable | 19,780.50 |
| Emergencies and deferred charges .. | |
| TOTAL ASSETS | \$366,214.17 |

| | |
|--|---------------------|
| Cash liabilities | \$72,455.34 |
| Reserves | 115,610.42 |
| Surplus revenue | 178,148.41 |
| TOTAL LIABILITIES AND SURPLUS | \$366,214.17 |

LITTLE FERRY BOROUGH—BERGEN COUNTY

Population Census, 1950—4,955

Land Area 1.5 sq. mi.

Net Valuation Taxable \$3,251,020

EXPENDITURES AND REQUIRED PAYMENTS FOR 1952

| | |
|---|---------------------|
| General Government | |
| Administrative and executive | \$12,450.00 |
| Assessment and collection of taxes | 10,400.00 |
| Finance Department | |
| Protection to Persons & Property | |
| Fire | 16,870.00 |
| Police | 40,530.00 |
| Other | |
| Streets and Roads | |
| Repairs and maintenance | 11,000.00 |
| Street lighting | 5,500.00 |
| Sanitation | |
| Street cleaning | |
| Garbage and ash removal | 7,800.00 |
| Sewers | 19,900.00 |
| Health and Charities | |
| Health service | 2,550.00 |
| Poor (including relief) | 2,450.00 |
| Hospitals (aid and maintenance) .. | |
| Other | |
| Recreation | |
| Beaches and boardwalks | |
| Parks and playgrounds | 2,750.00 |
| Other | |
| Educational | |
| (Exclusive of school districts) .. | 7,800.00 |
| Unclassified Purposes | |
| (Including contingent) | 1,500.00 |
| SUB-TOTAL—Municipal functions.. | \$141,500.00 |

| | |
|--|----------------|
| Per Capita—Municipal functions | \$28.56 |
| Capital imp'ts and capital imp't fund | \$4,274.44 |
| Debt Service | |
| Principal payments .. | \$23,000.00 |
| Interest payments .. | 5,548.81 |
| Total | 28,548.81 |
| Per Capita Debt Service | \$5.76 |
| Deferred Charges and Statutory Expenditures | |
| Emergencies | \$3,406.22 |
| Other deferred chgs. | |
| Total | 3,406.22 |

| | |
|---|---------------------|
| TOTAL—Municipal expenditures ... | \$177,729.47 |
| Required Payments for Local School, County, and Special District Taxes | 172,115.42 |

| | |
|---|---------------------|
| TOTAL EXPENDITURES AND REQUIRED PAYMENTS | \$349,844.89 |
| Reserve for uncollected taxes | \$29,145.33 |
| GRAND TOTAL—Budget | \$378,990.22 |

| | |
|--|---------------------|
| RECEIPTS AND REVENUES REALIZED IN 1952 TO MEET EXPENDITURES AND REQUIRED PAYMENTS | |
| Surplus revenue appropriated .. | \$35,906.22 |
| Miscellaneous revenues realized .. | 51,843.65 |
| State aid revenues realized | 3,397.00 |
| Delinquent taxes including | |
| liens—1952 collections | 13,365.33 |
| current taxes—1952 collections .. | 270,367.86 |
| Emergency borrowings | |
| TOTAL RECEIPTS AND REVENUES REALIZED | \$374,880.06 |

CAPITAL OUTLAY—1952

| | |
|----------------------------------|------------|
| Beaches and boardwalks | |
| Buildings and equipment | |
| Parks and playgrounds | |
| Sewers | |
| Streets, roads and bridges | |
| Water supply | |
| Other | \$1,560.87 |

| | |
|------------------------------|---------------|
| Tax rate | \$8.98 |
| Local school tax rate | 4.48 |
| County tax rate | 0.81 |
| Local purpose tax rate | 3.69 |

TAXES

| | | |
|--|---------------------|--|
| Local school tax ... | \$145,694.22 | |
| County taxes | 26,421.20 | |
| Special district taxes | | |
| Local purpose levy | 119,540.27 | |
| Total tax levy (tax duplicate) .. | \$291,655.69 | |

| | |
|--|----------------|
| Per Capita Total Tax Levy | \$58.86 |
|--|----------------|

| | |
|--|--------------|
| Current | |
| 1952 taxes levied (total) | \$292,899.40 |
| Collected in 1952 | 270,367.86 |
| Per cent of levy collected in 1952 ... | 92.30 |
| Transferred to liens | |
| Cancelled, abated or adjusted | |
| Outstanding December 31, 1952 .. | \$22,531.54 |

| | |
|------------------------------------|-------------|
| All Prior Years Outstanding | |
| Balance January 1, 1952 | \$22,285.26 |
| Collected in 1952 | 13,365.33 |
| Balance December 31, 1952 | \$8,919.93 |

| | |
|------------------------------------|-------------|
| Tax Title Liens Outstanding | |
| Balance January 1, 1952 | \$26,546.09 |
| Redeemed by cash | |
| Balance December 31, 1952 | \$26,546.09 |

| | |
|---|-------------|
| Property Acquired by Deed or Foreclosure | |
| Balance January 1, 1952 | \$90,819.00 |
| Sale for cash | 79,381.14 |
| Balance December 31, 1952 | \$59,774.00 |

CAPITAL DEBT, DECEMBER 31, 1952

| | |
|------------------------------------|---------------------|
| Gross Debt | |
| School debt | |
| Self-liquidating debt | |
| Other capital debt .. | \$193,475.00 |
| TOTAL GROSS DEBT | \$193,475.00 |
| Per Capita Gross Debt | \$39.05 |

| | |
|-------------------------------|---------------------|
| Deductions for | |
| School debt | |
| Self-liquidating debt | |
| Other capital debt .. | |
| TOTAL DEDUCTIONS | |
| NET DEBT | \$193,475.00 |

| | |
|------------------------------------|----------------|
| Average Assessed Valuations | |
| Real Property 1950-1951-1952 .. | \$2,894,122.00 |
| Per Cent of Net Debt | 6.68 |

CURRENT FINANCES DECEMBER 31, 1952

| | |
|-------------------------------------|---------------------|
| Cash | \$147,568.16 |
| Taxes receivable | 31,451.47 |
| Tax title liens | 26,546.09 |
| Foreclosed property | 59,774.00 |
| Accounts receivable | 478.19 |
| State road aid receivable | 112.25 |
| Emergencies and deferred charges .. | |
| TOTAL ASSETS | \$265,930.16 |

| | |
|--|---------------------|
| Cash liabilities | \$22,711.21 |
| Reserves | 118,249.75 |
| Surplus revenue | 124,969.20 |
| TOTAL LIABILITIES AND SURPLUS | \$265,930.16 |

LITTLE SILVER BOROUGH—MONMOUTH COUNTY

Population Census, 1950—2,595 Land Area 2.8 sq. mi. Net Valuation Taxable \$3,465,234

| | |
|--|--------------------|
| EXPENDITURES AND RE- QUIRED PAYMENTS FOR 1952 | |
| General Government | |
| Administrative and executive | \$17,143.00 |
| Assessment and collection of taxes | 5,227.75 |
| Finance Department | |
| Protection to Persons & Property | |
| Fire | 8,098.56 |
| Police | 19,435.69 |
| Other | |
| Streets and Roads | |
| Repairs and maintenance | 16,654.00 |
| Street lighting | 4,675.00 |
| Sanitation | |
| Street cleaning | |
| Garbage and ash removal | 7,336.00 |
| Sewers | |
| Health and Charities | |
| Health service | 1,465.00 |
| Poor (including relief) | 2,048.00 |
| Hospitals (aid and maintenance) .. | |
| Other | |
| Recreation | |
| Beaches and boardwalks | |
| Parks and playgrounds | |
| Other | |
| Educational | |
| (Exclusive of school districts) .. | |
| Unclassified Purposes | |
| (Including contingent) | 182.00 |
| SUB-TOTAL—Municipal functions.. | \$82,265.00 |

| | |
|---|----------------|
| Per Capita—Municipal functions | \$31.70 |
| Capital imp'ts and capital imp't fund | \$1,500.00 |
| Debt Service | |
| Principal payments | |
| Interest payments .. | \$210.00 |
| Total | 210.00 |

| | |
|--|------------------|
| Per Capita Debt Service | \$0.08 |
| Deferred Charges and Statutory Expenditures | |
| Emergencies | \$1,250.00 |
| Other deferred chgs. | 22,596.95 |
| Total | 23,846.95 |

TOTAL—Municipal expenditures ... \$107,821.95

Required Payments for Local School, County, and Special District Taxes 190,821.17

TOTAL EXPENDITURES AND REQUIRED PAYMENTS **\$298,643.12**

Reserve for uncollected taxes

GRAND TOTAL—Budget **\$317,449.07**

RECEIPTS AND REVENUES REALIZED IN 1952 TO MEET EXPENDITURES AND REQUIRED PAYMENTS

| | |
|------------------------------------|-------------|
| Surplus revenue appropriated .. | \$40,238.02 |
| Miscellaneous revenues realized .. | 27,268.15 |
| State aid revenues realized | 2,650.00 |
| Delinquent taxes including | |
| liens—1952 collections | 9,412.51 |
| Current taxes—1952 collections.. | 229,169.61 |
| Emergency borrowings | |

TOTAL RECEIPTS AND REVENUES REALIZED **\$308,738.29**

CAPITAL OUTLAY—1952

| | |
|----------------------------------|-------------|
| Beaches and boardwalks | |
| Buildings and equipment | |
| Parks and playgrounds | |
| Sewers | |
| Streets, roads and bridges | |
| Water supply | |
| Other | \$15,717.80 |

| | |
|------------------------------|---------------|
| Tax rate | \$6.95 |
| Local school tax rate | 3.90 |
| County tax rate | 1.60 |
| Local purpose tax rate | 1.45 |

TAXES

| | |
|------------------------------|--------------|
| Local school tax ... | \$135,293.44 |
| County taxes | 55,527.73 |
| Special district taxes | |

| | |
|--|---------------------|
| Local purpose levy | \$190,821.17 |
| | 50,005.95 |
| Total tax levy (tax duplicate) .. | \$240,827.12 |

Per Capita Total Tax Levy **\$92.50**

| | |
|---------------------------------------|--------------|
| Current | |
| 1952 taxes levied (total) | \$242,544.42 |
| Collected in 1952 | 229,169.61 |
| Per cent of levy collected in 1952 .. | 94.48 |
| Transferred to liens | |
| Cancelled, abated or adjusted .. | 1,085.95 |
| Outstanding December 31, 1952 .. | \$12,288.86 |

| | |
|------------------------------------|------------|
| All Prior Years Outstanding | |
| Balance January 1, 1952 | \$9,071.71 |
| Collected in 1952 | 9,014.02 |
| Balance December 31, 1952 | \$29.62 |

| | |
|------------------------------------|----------|
| Tax Title Liens Outstanding | |
| Balance January 1, 1952 | \$398.49 |
| Redeemed by cash | 398.49 |
| Balance December 31, 1952 | |

| | |
|---|------------|
| Property Acquired by Deed or Foreclosure | |
| Balance January 1, 1952 | \$8,175.00 |
| Sale for cash | 398.49 |
| Balance December 31, 1952 | \$8,525.00 |

CAPITAL DEBT, DECEMBER 31, 1952

| | |
|-----------------------------|--------------|
| Gross Debt | |
| School debt | \$131,000.00 |
| Self-liquidating debt | |
| Other capital debt .. | 16,725.00 |

TOTAL GROSS DEBT **\$147,725.00**

Per Capita Gross Debt **\$56.93**

| | |
|--------------------------|--------------|
| Deductions for | |
| School debt | \$131,000.00 |
| Self-liquidating debt .. | |
| Other capital debt .. | |

TOTAL DEDUCTIONS **131,000.00**

NET DEBT **\$16,725.00**

| | |
|------------------------------------|----------------|
| Average Assessed Valuations | |
| Real Property 1950-1951-1952 .. | \$3,001,034.00 |
| Per Cent of Net Debt | 0.55 |

CURRENT FINANCES DECEMBER 31, 1952

| | |
|-------------------------------------|-------------|
| Cash | \$47,958.39 |
| Taxes receivable | 12,318.48 |
| Tax title liens | |
| Foreclosed property | 8,525.00 |
| Accounts receivable | 234.41 |
| State road aid receivable | |
| Emergencies and deferred charges .. | 1,755.52 |

TOTAL ASSETS **\$70,791.80**

| | |
|------------------------|------------|
| Cash liabilities | \$9,284.41 |
| Reserves | 21,077.89 |
| Surplus revenue | 40,429.50 |

TOTAL LIABILITIES AND SURPLUS **\$70,791.80**

LIVINGSTON TOWNSHIP—ESSEX COUNTY

Population Census, 1950—9,932

Land Area 14.0 sq. ml.

Net Valuation Taxable \$18,432,650

EXPENDITURES AND REQUIRED PAYMENTS FOR 1952

| | |
|---|---------------------|
| General Government | |
| Administrative and executive | \$66,189.08 |
| Assessment and collection of taxes | 17,763.99 |
| Finance Department | 5,210.00 |
| Protection to Persons & Property | |
| Fire | 28,400.00 |
| Police | 115,573.13 |
| Other | |
| Streets and Roads | |
| Repairs and maintenance | 97,465.18 |
| Street lighting | 15,600.00 |
| Sanitation | |
| Street cleaning | |
| Garbage and ash removal | 26,060.50 |
| Sewers | |
| Health and Charities | |
| Health service | 10,197.62 |
| Poor (including relief) | 5,630.00 |
| Hospitals (aid and maintenance) | |
| Other | |
| Recreation | |
| Beaches and boardwalks | |
| Parks and playgrounds | |
| Other | 27,487.50 |
| Educational | |
| (Exclusive of school districts) .. | |
| Unclassified Purposes | |
| (Including contingent) | 22,569.00 |
| SUB TOTAL—Municipal functions.. | \$438,148.00 |

| | |
|---|------------------|
| Per Capita—Municipal functions | \$44.11 |
| Capital imp'ts and capital imp't fund | \$51,675.00 |
| Debt Service | |
| Principal payments | \$44,760.00 |
| Interest payments | 10,712.50 |
| Total | 55,472.50 |

| | |
|--|------------------|
| Per Capita Debt Service | \$5.59 |
| Deferred Charges and Statutory Expenditures | |
| Emergencies | |
| Other deferred chgs. | \$22,327.60 |
| Total | 22,327.60 |

| | |
|--|---------------------|
| TOTAL—Municipal expenditures .. | \$567,623.10 |
|--|---------------------|

| | |
|---|--------------------|
| Required Payments for Local School, County, and Special District Taxes | \$76,002.96 |
|---|--------------------|

| | |
|---|-----------------------|
| TOTAL EXPENDITURES AND REQUIRED PAYMENTS | \$1,443,626.06 |
|---|-----------------------|

| | |
|-------------------------------------|-----------------------|
| Reserve for uncollected taxes | \$148,991.56 |
| GRAND TOTAL—Budget | \$1,592,617.62 |

RECEIPTS AND REVENUES REALIZED IN 1952 TO MEET EXPENDITURES AND REQUIRED PAYMENTS

| | |
|---|-----------------------|
| Surplus revenue appropriated | \$169,000.00 |
| Miscellaneous revenues realized | 242,643.57 |
| State aid revenues realized | 6,853.00 |
| Delinquent taxes including | |
| liens—1952 collections | 48,685.79 |
| current taxes—1952 collections .. | 1,154,924.76 |
| Emergency borrowings | |
| TOTAL RECEIPTS AND REVENUES REALIZED | \$1,622,107.12 |

CAPITAL OUTLAY—1952

| | |
|----------------------------------|------------|
| Beaches and boardwalks | |
| Buildings and equipment | \$5,766.75 |
| Parks and playgrounds | |
| Sewers | 4,537.24 |
| Streets, roads and bridges | |
| Water supply | 12,386.22 |
| Other | |

| | |
|------------------------------|---------------|
| Tax rate | \$6.46 |
| Local school tax rate | 3.71 |
| County tax rate | 1.04 |
| Local purpose tax rate | 1.71 |

TAXES

| | |
|------------------------------|--------------|
| Local school tax | \$684,170.87 |
| County taxes | 191,832.09 |
| Special district taxes | |

| | |
|--------------------------|--------------|
| Local purpose levy | \$876,002.96 |
| | 314,761.66 |

| | |
|--|-----------------------|
| Total tax levy (tax duplicate) .. | \$1,190,764.62 |
|--|-----------------------|

| | |
|--|-----------------|
| Per Capita Total Tax Levy | \$119.89 |
|--|-----------------|

Current

| | |
|---|----------------|
| 1952 taxes levied (total) | \$1,226,716.41 |
| Collected in 1952 | 1,154,924.76 |
| Per cent of levy col- lected in 1952 | 94.14 |
| Transferred to Bonds | 3,885.05 |
| Cancelled, stated or adjusted | 3,280.91 |
| Outstanding December 31, 1952 .. | \$63,125.65 |

All Prior Years Outstanding

| | |
|---------------------------------|-------------|
| Balance January 1, 1952 | \$62,382.47 |
| Collected in 1952 | 47,564.27 |
| Balance December 31, 1952 | \$13,738.04 |

Tax Title Liens Outstanding

| | |
|---------------------------------|-------------|
| Balance January 1, 1952 | \$22,322.17 |
| Redeemed by cash | 1,121.54 |
| Balance December 31, 1952 | \$25,327.81 |

Property Acquired by Deed or Foreclosure

| | |
|---------------------------------|--------------|
| Balance January 1, 1952 | \$204,320.00 |
| Sale for cash | 11,893.00 |
| Balance December 31, 1952 | \$192,370.00 |

CAPITAL DEBT, DECEMBER 31, 1952

| | |
|-----------------------------|----------------|
| Gross Debt | |
| School debt | \$1,521,000.00 |
| Self-liquidating debt | 166,000.00 |
| Other capital debt | \$69,564.00 |

| | |
|------------------------------------|-----------------------|
| TOTAL GROSS DEBT | \$2,556,564.00 |
| Per Capita Gross Debt | \$257.41 |

Deductions for

| | |
|-----------------------------|--------------|
| School debt | \$912,146.00 |
| Self-liquidating debt | 166,000.00 |
| Other capital debt | 209,700.00 |

| | |
|-------------------------------|---------------------|
| TOTAL DEDUCTIONS | 1,287,846.00 |
|-------------------------------|---------------------|

| | |
|-----------------------|-----------------------|
| NET DEBT | \$1,268,718.00 |
|-----------------------|-----------------------|

Average Assessed Valuations

| | |
|-----------------------------------|-----------------|
| Real Property 1950-1951-1952 .. | \$15,202,433.00 |
| Per Cent of Net Debt | 8.34 |

CURRENT FINANCES DECEMBER 31, 1952

| | |
|-------------------------------------|--------------|
| Cash | \$416,147.41 |
| Taxes receivable | 76,863.77 |
| Tax title liens | 25,327.81 |
| Foreclosed property | 192,370.00 |
| Accounts receivable | 2,804.95 |
| State road aid receivable | |
| Emergencies and deferred charges .. | |

| | |
|---------------------------|---------------------|
| TOTAL ASSETS | \$713,513.84 |
|---------------------------|---------------------|

| | |
|------------------------|-------------|
| Cash liabilities | \$51,616.31 |
| Reserves | 297,866.41 |
| Surplus revenue | \$64,531.15 |

| | |
|--|---------------------|
| TOTAL LIABILITIES AND SURPLUS | \$713,513.84 |
|--|---------------------|

LODI BOROUGH—BERGEN COUNTY

Population Census, 1950—15,392 Land Area 2.2 sq. mi. Net Valuation Taxable \$11,284,874

| | |
|--|---------------------|
| EXPENDITURES AND REQUIRED PAYMENTS FOR 1952 | |
| General Government | |
| Administrative and executive | \$58,150.00 |
| Assessment and collection of taxes | 40,615.00 |
| Finance Department | |
| Protection to Persons & Property | |
| Fire | 28,780.00 |
| Police | 156,027.00 |
| Other | |
| Streets and Roads | |
| Repairs and maintenance | 45,350.00 |
| Street lighting | 17,550.00 |
| Sanitation | |
| Street cleaning | |
| Garbage and ash removal | 38,510.00 |
| Sewers | 32,140.00 |
| Health and Charities | |
| Health service | 18,633.00 |
| Poor (including relief) | 15,434.00 |
| Hospitals (aid and maintenance) .. | 300.00 |
| Other | 770.00 |
| Recreation | |
| Benches and boardwalks | |
| Parks and playgrounds | 1,000.00 |
| Other | 4,735.00 |
| Educational | |
| (Exclusive of school districts) .. | 13,000.00 |
| Unclassified Purposes | |
| (Including contingent) | 18,572.00 |
| SUB-TOTAL—Municipal functions.. | \$489,566.00 |

| | |
|--|---------------------|
| Per Capita—Municipal functions | \$31.81 |
| Capital imp'ts and capital imp't fund | \$9,952.29 |
| Debt Service | |
| Principal payments .. | \$72,000.00 |
| Interest payments .. | 81,011.00 |
| Total | 153,011.00 |
| Per Capita Debt Service | |
| Deferred Charges and Statutory Expenditures | \$9.04 |
| Emergencies | \$33,125.00 |
| Other deferred chgs. | 262,971.55 |
| Total | 296,096.55 |
| TOTAL—Municipal expenditures .. | \$948,625.84 |

| | |
|---|-----------------------|
| Required Payments for Local School, County, and Special District Taxes | 387,073.93 |
| TOTAL EXPENDITURES AND REQUIRED PAYMENTS | \$1,335,699.77 |
| Reserve for uncollected taxes | \$65,520.00 |
| GRAND TOTAL—Budget | \$1,401,219.77 |

| | |
|--|-----------------------|
| RECEIPTS AND REVENUES REALIZED IN 1952 TO MEET EXPENDITURES AND REQUIRED PAYMENTS | |
| Surplus revenue appropriated | \$169,990.83 |
| Miscellaneous revenues realized .. | 169,662.69 |
| State aid revenues realized | 10,594.06 |
| Delinquent taxes including | |
| liens—1952 collections | 65,130.78 |
| Current taxes—1952 collections .. | 996,026.89 |
| Emergency borrowings | |
| TOTAL RECEIPTS AND REVENUES REALIZED | \$1,411,405.25 |

| | |
|----------------------------------|-----------|
| CAPITAL OUTLAY—1952 | |
| Beaches and boardwalks | |
| Buildings and equipment | \$124.60 |
| Parks and playgrounds | |
| Sewers | 54,039.42 |
| Streets, roads and bridges | |
| Water supply | 262.20 |
| Other | |

| | |
|------------------------------|---------------|
| Tax rate | \$8.91 |
| Local school tax rate | 2.62 |
| County tax rate | 0.81 |
| Local purpose tax rate | 5.48 |

| | |
|--|-----------------------|
| TAXES | |
| Local school tax ... | \$295,688.97 |
| County taxes | 91,384.96 |
| Special district taxes | |
| Local purpose levy | \$387,073.93 |
| Total tax levy (tax duplicate) .. | \$1,005,693.93 |
| Per Capita Total Tax Levy | \$65.34 |

| | |
|--|----------------|
| Current | |
| 1952 taxes levied (total) | \$1,049,096.60 |
| Collected in 1952 | 996,026.89 |
| Per cent of levy collected in 1952 ... | 94.94 |
| Transferred to liens | 7,284.72 |
| Cancelled, abated or adjusted .. | 2,874.38 |
| Outstanding December 31, 1952 .. | \$42,910.61 |

| | |
|------------------------------------|-------------|
| All Prior Years Outstanding | |
| Balance January 1, 1952 | \$51,584.39 |
| Collected in 1952 | 41,184.68 |
| Balance December 31, 1952 | \$11,420.93 |

| | |
|------------------------------------|--------------|
| Tax Title Liens Outstanding | |
| Balance January 1, 1952 | \$162,339.41 |
| Redeemed by cash | 24,946.10 |
| Balance December 31, 1952 | \$90,311.86 |

| | |
|---|-------------|
| Property Acquired by Deed or Foreclosure | |
| Balance January 1, 1952 | \$32,315.50 |
| Sale for cash | 29,640.00 |
| Balance December 31, 1952 | \$34,405.50 |

| | |
|--|-----------------------|
| CAPITAL DEBT, DECEMBER 31, 1952 | |
| Gross Debt | |
| School debt | \$682,000.00 |
| Self-liquidating debt .. | 366,000.00 |
| Other capital debt .. | 2,085,500.00 |
| TOTAL GROSS DEBT | \$3,133,500.00 |
| Per Capita Gross Debt | \$203.58 |

| | |
|-------------------------------|-----------------------|
| Deductions for | |
| School debt | \$682,000.00 |
| Self-liquidating debt .. | 366,000.00 |
| Other capital debt .. | |
| TOTAL DEDUCTIONS | 1,048,000.00 |
| NET DEBT | \$2,085,500.00 |

| | |
|------------------------------------|-----------------|
| Average Assessed Valuations | |
| Real Property 1950-1951-1952 .. | \$10,395,074.00 |
| Per Cent of Net Debt | 20.06 |

| | |
|---|---------------------|
| CURRENT FINANCES DECEMBER 31, 1952 | |
| Cash | \$169,281.00 |
| Taxes receivable | 54,331.54 |
| Tax title liens | 90,311.86 |
| Foreclosed property | 34,405.50 |
| Accounts receivable | 5,585.04 |
| State road aid receivable | 2,059.17 |
| Emergencies and deferred charges .. | 727.64 |
| TOTAL ASSETS | \$356,701.75 |

| | |
|--|---------------------|
| Cash liabilities | \$38,735.58 |
| Reserves | 184,633.94 |
| Surplus revenue | 133,332.23 |
| TOTAL LIABILITIES AND SURPLUS | \$356,701.75 |

LOGAN TOWNSHIP—GLOUCESTER COUNTY

Population Census, 1950—2,222

Land Area 24.11 sq. mi.

Net Valuation Taxable \$1,280,117

EXPENDITURES AND REQUIRED PAYMENTS FOR 1952

| | |
|--|--------------------|
| General Government | |
| Administrative and executive | \$4,100.00 |
| Assessment and collection of taxes | 1,525.00 |
| Finance Department | |
| Protection to Persons & Property | |
| Fire | 5,400.00 |
| Police | 1,200.00 |
| Other | |
| Streets and Roads | |
| Repairs and maintenance | 4,550.00 |
| Street lighting | 2,750.00 |
| Sanitation | |
| Street cleaning | |
| Garbage and ash removal | |
| Sewers | |
| Health and Charities | |
| Health service | 650.00 |
| Poor (including relief) | 680.00 |
| Hospitals (aid and maintenance) | |
| Other | 300.00 |
| Recreation | |
| Benches and boardwalks | |
| Parks and playgrounds | |
| Other | |
| Educational | |
| (Exclusive of school districts) | |
| Unclassified Purposes | |
| (Including contingent) | 300.00 |
| SUB-TOTAL—Municipal functions.. | \$21,455.00 |

| | |
|---|---------------|
| Per Capita—Municipal functions | \$9.66 |
| Capital imp'ts and capital imp't fund | \$7,261.11 |
| Debt Service | |
| Principal payments | |
| Interest payments | \$100.00 |
| Total | 100.00 |

| | |
|--|--------------------|
| Per Capita Debt Service | \$0.05 |
| Deferred Charges and Statutory Expenditures | |
| Emergencies | \$1,500.00 |
| Other deferred chgs. | |
| Total | 1,500.00 |
| TOTAL—Municipal expenditures | \$30,316.11 |

| | |
|---|------------------|
| Required Payments for Local School, County, and Special District Taxes | 80,314.26 |
|---|------------------|

| | |
|---|---------------------|
| TOTAL EXPENDITURES AND REQUIRED PAYMENTS | \$110,630.37 |
| Reserve for uncollected taxes | \$14,601.56 |
| GRAND TOTAL—Budget | \$125,231.93 |

| | |
|--|------------|
| RECEIPTS AND REVENUES REALIZED IN 1952 TO MEET EXPENDITURES AND REQUIRED PAYMENTS | |
| Surplus revenue appropriated | \$4,000.00 |
| Miscellaneous revenues realized | 15,275.95 |
| State aid revenues realized | 7,129.00 |
| Delinquent taxes including | |
| liens—1952 collections | 11,299.39 |
| current taxes—1952 collections.. . . . | 83,943.93 |
| Emergency borrowings | |

| | |
|---|---------------------|
| TOTAL RECEIPTS AND REVENUES REALIZED | \$121,648.27 |
|---|---------------------|

CAPITAL OUTLAY—1952

| | |
|--------------------------------------|-------|
| Beaches and boardwalks | |
| Buildings and equipment | |
| Parks and playgrounds | |
| Sewers | |
| Streets, roads and bridges | |
| Water supply | |
| Other | |

| | |
|----------------------------------|---------------|
| Tax rate | \$7.38 |
| Local school tax rate | 5.19 |
| County tax rate | 1.02 |
| Local purpose tax rate | 1.17 |

TAXES

| | | |
|--|--------------|--------------------|
| Local school tax | \$66,500.00 | |
| County taxes | 13,114.26 | |
| Special district taxes | 700.00 | |
| Local purpose levy | | \$80,314.26 |
| Total tax levy (tax duplicate) .. | | \$94,915.82 |

| | |
|--|----------------|
| Per Capita Total Tax Levy | \$42.72 |
|--|----------------|

| | |
|--|-------------|
| Current | |
| 1952 taxes levied (total) | \$95,526.15 |
| Collected in 1952 | 83,943.93 |
| Per cent of levy collected in 1952 | 87.87 |
| Transferred to liens | 20.71 |
| Cancelled, abated or adjusted | 54.97 |
| Outstanding December 31, 1952 | \$11,506.54 |

| | |
|-------------------------------------|-------------|
| All Prior Years Outstanding | |
| Balance January 1, 1952 | \$20,524.34 |
| Collected in 1952 | 11,289.39 |
| Balance December 31, 1952 | \$9,092.04 |

| | |
|-------------------------------------|------------|
| Tax Title Liens Outstanding | |
| Balance January 1, 1952 | \$3,008.39 |
| Redeemed by cash | |
| Balance December 31, 1952 | \$3,029.10 |

| | |
|---|-------|
| Property Acquired by Deed or Foreclosure | |
| Balance January 1, 1952 | |
| Sale for cash | |
| Balance December 31, 1952 | |

CAPITAL DEBT, DECEMBER 31, 1952

| | |
|--|---------------------|
| Gross Debt | |
| School debt | \$140,000.00 |
| Self-liquidating debt. | |
| Other capital debt | |
| TOTAL GROSS DEBT | \$140,000.00 |
| Per Capita Gross Debt | \$63.01 |

| | |
|-----------------------------------|--------------------|
| Deductions for | |
| School debt | \$105,467.00 |
| Self-liquidating debt. | |
| Other capital debt | |
| TOTAL DEDUCTIONS | 105,467.00 |
| NET DEBT | \$34,533.00 |

| | |
|--------------------------------------|----------------|
| Average Assessed Valuations | |
| Real Property 1950-1951-1952.. . . . | \$1,091,124.00 |
| Per Cent of Net Debt | 3.16 |

CURRENT FINANCES DECEMBER 31, 1952

| | |
|--|--------------------|
| Cash | \$38,531.21 |
| Taxes receivable | 20,598.58 |
| Tax title liens | 3,029.10 |
| Poreclosed property | |
| Accounts receivable | 52.95 |
| State road aid receivable | |
| Emergencies and deferred charges | |
| TOTAL ASSETS | \$62,211.84 |

| | |
|--|--------------------|
| Cash liabilities | \$6,360.24 |
| Reserves | 23,680.63 |
| Surplus revenue | 32,170.97 |
| TOTAL LIABILITIES AND SURPLUS | \$62,211.84 |

LONG BEACH TOWNSHIP—OCEAN COUNTY

Population Census, 1950—840

Land Area 4.2 sq. mi.

Net Valuation Taxable \$4,547,547

| | |
|--|---------------------|
| EXPENDITURES AND REQUIRED PAYMENTS FOR 1952 | |
| General Government | |
| Administrative and executive | \$37,957.00 |
| Assessment and collection of taxes | 2,559.73 |
| Finance Department | |
| Protection to Persons & Property | |
| Fire | 13,000.00 |
| Police | 32,283.00 |
| Other | |
| Streets and Roads | |
| Repairs and maintenance | 47,566.96 |
| Street lighting | 12,356.20 |
| Sanitation | |
| Street cleaning | |
| Garbage and ash removal | 14,999.94 |
| Sewers | |
| Health and Charities | |
| Health service | 350.00 |
| Poor (including relief) | 450.00 |
| Hospitals (aid and maintenance) .. | |
| Other | 1,993.14 |
| Recreation | |
| Beaches and boardwalks | 7,876.25 |
| Parks and playgrounds | |
| Other | |
| Educational | |
| (Exclusive of school districts) .. | |
| Unclassified Purposes | |
| (Including contingent) | 2,252.00 |
| SUB-TOTAL—Municipal functions.. | \$173,644.22 |
| Per Capita—Municipal functions | |
| Capital imp'ts and capital imp't fund | \$206.72 |
| Capital imp'ts and capital imp't fund | \$10,500.00 |
| Debt Service | |
| Principal payments .. | \$25,500.00 |
| Interest payments .. | 16,370.50 |
| Total | 41,870.50 |
| Per Capita Debt Service | |
| Deferred Charges and Statutory Expenditures | \$49.85 |
| Emergencies | \$2,000.00 |
| Other deferred chgs. | 4,941.10 |
| Total | 6,941.10 |
| TOTAL—Municipal expenditures .. | \$232,955.82 |
| Required Payments for Local School, County, and Special District Taxes | |
| TOTAL EXPENDITURES AND REQUIRED PAYMENTS | \$392,828.01 |
| Reserve for uncollected taxes | \$34,804.62 |
| GRAND TOTAL—Budget | \$427,632.63 |
| RECEIPTS AND REVENUES REALIZED IN 1952 TO MEET EXPENDITURES AND REQUIRED PAYMENTS | |
| Surplus revenue appropriated .. | \$50,000.00 |
| Miscellaneous revenues realized .. | 43,860.26 |
| State aid revenues realized | 7,193.00 |
| Delinquent taxes including | |
| liens—1952 collections | 22,295.40 |
| current taxes—1952 collections .. | 321,215.94 |
| Emergency borrowings | |
| TOTAL RECEIPTS AND REVENUES REALIZED | \$444,564.60 |
| CAPITAL OUTLAY—1952 | |
| Beaches and boardwalks | |
| Buildings and equipment | |
| Parks and playgrounds | |
| Sewers | |
| Streets, roads and bridges | |
| Water supply | |
| Other | \$3,000.00 |

| | |
|------------------------------|---------------|
| Tax rate | \$7.20 |
| Local school tax rate | 1.39 |
| County tax rate | 2.12 |
| Local purpose tax rate | 3.78 |

TAXES

| | | |
|--|---------------------|-------------------|
| Local school tax | \$63,255.00 | |
| County taxes | 96,617.19 | |
| Special district taxes | | |
| Local purpose levy | 159,872.19 | 171,255.44 |
| Total tax levy (tax duplicate) .. | \$331,127.63 | |

Per Capita Total Tax Levy **\$304.20**

| | |
|---------------------------------------|--------------|
| Current | |
| 1952 taxes levied (total) | \$337,867.40 |
| Collected in 1952 | 321,215.94 |
| Per cent of levy collected in 1952 .. | 95.07 |
| Transferred to liens | 1,629.75 |
| Cancelled, abated or adjusted .. | 889.75 |
| Outstanding December 31, 1952 .. | \$14,131.96 |

| | |
|------------------------------------|-------------|
| All Prior Years Outstanding | |
| Balance January 1, 1952 | \$32,278.84 |
| Collected in 1952 | 17,014.85 |
| Balance December 31, 1952 | \$8,949.00 |

| | |
|------------------------------------|-------------|
| Tax Title Liens Outstanding | |
| Balance January 1, 1952 | \$51,919.95 |
| Redeemed by cash | 5,280.55 |
| Balance December 31, 1952 | \$48,269.15 |

| | |
|---|-------------|
| Property Acquired by Deed or Foreclosure | |
| Balance January 1, 1952 | \$17,012.20 |
| Sale for cash | 13,455.00 |
| Balance December 31, 1952 | \$6,766.00 |

CAPITAL DEBT, DECEMBER 31, 1952

| | |
|-----------------------------|--------------|
| Gross Debt | |
| School debt | \$179,000.00 |
| Self-liquidating debt | |
| Other capital debt .. | 629,000.00 |

TOTAL GROSS DEBT **\$808,000.00**
Per Capita Gross Debt **\$961.90**

| | |
|-----------------------------|--------------|
| Deductions for | |
| School debt | \$179,000.00 |
| Self-liquidating debt | |
| Other capital debt .. | |

TOTAL DEDUCTIONS **179,000.00**
NET DEBT **\$629,000.00**

| | |
|------------------------------------|----------------|
| Average Assessed Valuations | |
| Real Property 1950-1951-1952 .. | \$4,012,992.00 |
| Per Cent of Net Debt | 15.67 |

CURRENT FINANCES DECEMBER 31, 1952

| | |
|-------------------------------------|---------------------|
| Cash | \$108,059.35 |
| Taxes receivable | 23,080.96 |
| Tax title liens | 48,269.15 |
| Foreclosed property | 6,766.00 |
| Accounts receivable | 927.26 |
| State road aid receivable | 953.12 |
| Emergencies and deferred charges .. | 1,175.67 |
| TOTAL ASSETS | \$189,231.51 |
| Cash liabilities | \$13,611.17 |
| Reserves | 79,043.37 |
| Surplus revenue | 96,576.97 |

TOTAL LIABILITIES AND SURPLUS **\$189,231.51**

LONG BRANCH CITY—MONMOUTH COUNTY

Population Census, 1950—23,090 Land Area 5.1 sq. mi. Net Valuation Taxable \$19,777,056

EXPENDITURES AND REQUIRED PAYMENTS FOR 1952

| | |
|--|---------------------|
| General Government | |
| Administrative and executive | \$93,319.26 |
| Assessment and collection of taxes | 18,700.00 |
| Finance Department | 16,800.00 |
| Protection to Persons & Property | |
| Fire | 105,525.27 |
| Police | 230,201.82 |
| Other | |
| Streets and Roads | |
| Repairs and maintenance | 118,072.38 |
| Street lighting | 48,775.00 |
| Sanitation | |
| Street cleaning | |
| Garbage and ash removal | 55,900.00 |
| Sewers | |
| Health and Charities | |
| Health service | 31,290.00 |
| Poor (including relief) | 26,963.30 |
| Hospitals (aid and maintenance) | 3,500.00 |
| Other | |
| Recreation | |
| Benches and boardwalks | 56,150.13 |
| Parks and playgrounds | 19,000.00 |
| Other | |
| Educational (Exclusive of school districts) .. | |
| | 15,450.00 |
| Unclassified Purposes (Including contingent) | |
| | 50,133.87 |
| SUB-TOTAL—Municipal functions.. | \$889,781.13 |

| | |
|--|--------------------|
| Per Capita—Municipal functions | \$38.54 |
| Capital imp'ts and capital imp't fund | \$14,000.00 |
| Debt Service | |
| Principal payments .. | \$178,000.00 |
| Interest payments .. | 39,465.25 |
| Total | *217,416.25 |
| Per Capita Debt Service | \$9.42 |
| Deferred Charges and Statutory Expenditures | |
| Emergencies | \$17,089.00 |
| Other deferred chgs. | 30,537.39 |
| Total | 47,626.39 |

| | |
|---|-----------------------|
| TOTAL—Municipal expenditures ... | \$1,168,823.77 |
| Required Payments for Local School, County, and Special District Taxes | 1,038,274.84 |
| TOTAL EXPENDITURES AND REQUIRED PAYMENTS | \$2,207,098.61 |
| Reserve for uncollected taxes | \$295,000.00 |
| GRAND TOTAL—Budget | \$2,502,684.65 |

| | |
|--|-----------------------|
| RECEIPTS AND REVENUES REALIZED IN 1952 TO MEET EXPENDITURES AND REQUIRED PAYMENTS | |
| Surplus revenue appropriated .. | \$300,000.00 |
| Miscellaneous revenues realized .. | 565,405.19 |
| State aid revenues realized | 19,866.00 |
| Delinquent taxes including | |
| liens—1952 collections | 165,839.76 |
| Current taxes—1952 collections .. | 1,524,573.70 |
| Emergency borrowings | |
| TOTAL RECEIPTS AND REVENUES REALIZED | \$2,575,684.65 |

| | |
|----------------------------------|--------------|
| CAPITAL OUTLAY—1952 | |
| Beaches and boardwalks | |
| Buildings and equipment | \$100,859.90 |
| Parks and playgrounds | |
| Sewers | |
| Streets, roads and bridges | 14,701.91 |
| Water supply | |
| Other | 2,181.62 |

| | |
|------------------------------|---------------|
| Tax rate | \$8.64 |
| Local school tax rate | 3.70 |
| County tax rate | 1.55 |
| Local purpose tax rate | 3.39 |

| | |
|--|-----------------------|
| TAXES | |
| Local school tax ... | \$731,650.73 |
| County taxes | 306,624.11 |
| Special district taxes | |
| Local purpose levy | \$1,038,274.84 |
| Total tax levy (tax duplicate) .. | \$1,714,442.61 |

| | | |
|--|----------------|----------------|
| Per Capita Total Tax Levy | | \$74.25 |
| Current | | |
| 1952 taxes levied (total) | \$1,714,507.40 | |
| Collected in 1952 | 1,524,573.70 | |
| Per cent of levy collected in 1952 ... | 88.92 | |
| Transferred to liens | 22,092.83 | |
| Cancelled, abated or adjusted .. | 10,434.91 | |
| Outstanding December 31, 1952 .. | \$157,405.96 | |

| | |
|------------------------------------|--------------|
| All Prior Years Outstanding | |
| Balance January 1, 1952 | \$182,596.04 |
| Collected in 1952 | 154,274.01 |
| Balance December 31, 1952 | \$22,474.29 |

| | |
|------------------------------------|--------------|
| Tax Title Liens Outstanding | |
| Balance January 1, 1952 | \$286,067.24 |
| Redeemed by cash | 11,565.75 |
| Balance December 31, 1952 | \$297,191.99 |

| | |
|---|--------------|
| Property Acquired by Deed or Foreclosure | |
| Balance January 1, 1952 | \$316,800.00 |
| Sale for cash | 35,005.00 |
| Balance December 31, 1952 | \$281,795.00 |

| | |
|--|-----------------------|
| CAPITAL DEBT, DECEMBER 31, 1952 | |
| Gross Debt | |
| School debt | \$789,000.00 |
| Self-liquidating debt. | 232,000.00 |
| Other capital debt .. | 932,817.00 |
| TOTAL GROSS DEBT | \$1,953,817.00 |
| Per Capita Gross Debt | \$84.62 |

| | |
|-------------------------------|-----------------------|
| Deductions for | |
| School debt | \$789,000.00 |
| Self-liquidating debt. | |
| Other capital debt .. | |
| TOTAL DEDUCTIONS | 789,000.00 |
| NET DEBT | \$1,164,817.00 |

| | |
|------------------------------------|-----------------|
| Average Assessed Valuations | |
| Real Property 1950-1951-1952 .. | \$17,524,045.00 |
| Per Cent of Net Debt | 6.64 |

| | |
|---|-----------------------|
| CURRENT FINANCES DECEMBER 31, 1952 | |
| Cash | \$673,200.25 |
| Taxes receivable | 179,880.25 |
| Tax title liens | 297,191.99 |
| Foreclosed property | 281,795.00 |
| Accounts receivable | 4,923.24 |
| State road aid receivable | 10,500.00 |
| Emergencies and deferred charges .. | 26,790.00 |
| TOTAL ASSETS | \$1,474,280.73 |

| | |
|------------------------|--------------|
| Cash liabilities | \$228,998.51 |
| Reserves | 763,790.48 |
| Surplus revenue | 481,491.74 |

| | |
|--|-----------------------|
| TOTAL LIABILITIES AND SURPLUS | \$1,474,280.73 |
|--|-----------------------|

* Includes \$53,050.50 Art. VI School Debt Service.

LONGPORT BOROUGH—ATLANTIC COUNTY

Population Census, 1950—618

Land Area 0.44 sq. mi.

Net Valuation Taxable \$1,937,802

| | |
|--|---------------------|
| EXPENDITURES AND REQUIRED PAYMENTS FOR 1952 | |
| General Government | |
| Administrative and executive | \$27,725.00 |
| Assessment and collection of taxes | 7,875.00 |
| Finance Department | |
| Protection to Persons & Property | |
| Fire | 2,868.00 |
| Police | 42,675.00 |
| Other | |
| Streets and Roads | |
| Repairs and maintenance | 23,850.00 |
| Street lighting | 7,350.00 |
| Sanitation | |
| Street cleaning | |
| Garbage and ash removal | 4,200.00 |
| Sewers | 27,150.00 |
| Health and Charities | |
| Health service | |
| Poor (including relief) | 550.00 |
| Hospitals (aid and maintenance) | |
| Other | |
| Recreation | |
| Beaches and boardwalks | 3,100.00 |
| Parks and playgrounds | 13,350.00 |
| Other | |
| Educational | |
| (Exclusive of school districts) .. | |
| Unclassified Purposes | |
| (Including contingent) | 1,000.00 |
| SUB-TOTAL—Municipal functions.. | \$163,693.00 |

| | |
|---|------------------|
| Per Capita—Municipal functions | \$264.88 |
| Capital imp'ts and capital imp't fund | \$11,340.00 |
| Debt Service | |
| Principal payments | \$16,000.00 |
| Interest payments | 9,150.00 |
| Total | 25,150.00 |
| Per Capita Debt Service | \$40.70 |

| | |
|--|---------------------|
| Deferred Charges and Statutory Expenditures | |
| Emergencies | \$21,000.00 |
| Other deferred chgs. | 1,023.50 |
| Total | 22,023.50 |
| TOTAL—Municipal expenditures .. | \$222,206.50 |

| | |
|---|------------------|
| Required Payments for Local School, County, and Special District Taxes | 62,420.72 |
|---|------------------|

| | |
|---|---------------------|
| TOTAL EXPENDITURES AND REQUIRED PAYMENTS | \$284,627.22 |
| Reserve for uncollected taxes | \$10,917.48 |
| GRAND TOTAL—Budget | \$295,544.70 |

| | |
|--|-------------|
| RECEIPTS AND REVENUES REALIZED IN 1952 TO MEET EXPENDITURES AND REQUIRED PAYMENTS | |
| Surplus revenue appropriated .. | \$68,000.00 |
| Miscellaneous revenues realized .. | 36,307.26 |
| State aid revenues realized | 5,340.00 |
| Delinquent taxes including | |
| liens—1952 collections | 10,792.15 |
| current taxes—1952 collections .. | 190,013.18 |
| Emergency borrowings | |

| | |
|---|---------------------|
| TOTAL RECEIPTS AND REVENUES REALIZED | \$310,452.59 |
|---|---------------------|

CAPITAL OUTLAY—1952

| | |
|----------------------------------|--|
| Beaches and boardwalks | |
| Buildings and equipment | |
| Parks and playgrounds | |
| Sewers | |
| Streets, roads and bridges | |
| Water supply | |
| Other | |

| | |
|------------------------------|----------------|
| Tax rate | \$10.00 |
| Local school tax rate | 1.49 |
| County tax rate | 1.73 |
| Local purpose tax rate | 6.78 |

TAXES

| | |
|---|---------------------|
| Local school tax | \$28,896.00 |
| County taxes | 33,524.72 |
| Special district taxes | |
| Local purpose levy | \$62,420.72 |
| Total tax levy (tax duplicate) .. | \$193,734.70 |
| Per Capita Total Tax Levy | \$313.49 |
| Current | |
| 1952 taxes levied (total) | \$200,285.20 |
| Collected in 1952 | 190,013.18 |
| Per cent of levy collected in 1952 .. | 94.87 |
| Transferred to liens | |
| Cancelled, abated or adjusted | |
| Outstanding December 31, 1952 .. | \$10,272.02 |
| All Prior Years Outstanding | |
| Balance January 1, 1952 | \$12,068.15 |
| Collected in 1952 | 8,464.63 |
| Balance December 31, 1952 | \$3,603.52 |
| Tax Title Liens Outstanding | |
| Balance January 1, 1952 | \$11,257.63 |
| Redeemed by cash | 2,327.52 |
| Balance December 31, 1952 | \$8,930.11 |
| Property Acquired by Deed or Foreclosure | |
| Balance January 1, 1952 | \$22,550.00 |
| Sale for cash | 220.00 |
| Balance December 31, 1952 | \$22,330.00 |

CAPITAL DEBT, DECEMBER 31, 1952

| | |
|------------------------------------|---------------------|
| Gross Debt | |
| School debt | |
| Self-liquidating debt | |
| Other capital debt .. | \$240,850.00 |
| TOTAL GROSS DEBT | \$240,850.00 |
| Per Capita Gross Debt | \$389.72 |
| Deductions for | |
| School debt | |
| Self-liquidating debt | |
| Other capital debt .. | |
| TOTAL DEDUCTIONS | |
| NET DEBT | \$240,850.00 |

| | |
|------------------------------------|----------------|
| Average Assessed Valuations | |
| Real Property 1950-1951-1952 .. | \$1,756,679.00 |
| Per Cent of Net Debt | 13.71 |

| | |
|--|---------------------|
| CURRENT FINANCES DECEMBER 31, 1952 | |
| Cash | \$94,644.58 |
| Taxes receivable | 13,875.34 |
| Tax title liens | 8,930.11 |
| Foreclosed property | 22,330.00 |
| Accounts receivable | 38,846.86 |
| State road aid receivable | |
| Emergencies and deferred charges .. | 4,850.00 |
| TOTAL ASSETS | \$183,477.09 |
| Cash liabilities | \$27,509.05 |
| Reserves | 83,982.51 |
| Surplus revenue | 71,985.53 |
| TOTAL LIABILITIES AND SURPLUS | \$183,477.09 |

LOPATCONG TOWNSHIP—WARREN COUNTY

Population Census, 1950—1,737

Land Area 6.9 sq. mi.

Net Valuation Taxable \$1,770,859

| | |
|--|--------------------|
| EXPENDITURES AND REQUIRED PAYMENTS FOR 1952 | |
| General Government | |
| Administrative and executive | \$4,095.00 |
| Assessment and collection of taxes | 2,760.00 |
| Finance Department | 275.00 |
| Protection to Persons & Property | |
| Fire | 1,500.00 |
| Police | 750.00 |
| Other | |
| Streets and Roads | |
| Repairs and maintenance | 13,055.00 |
| Street lighting | 1,750.00 |
| Sanitation | |
| Street cleaning | |
| Garbage and ash removal | |
| Sewers | |
| Health and Charities | |
| Health service | 125.00 |
| Poor (including relief) | 450.00 |
| Hospitals (aid and maintenance) | |
| Other | |
| Recreation | |
| Beaches and boardwalks | |
| Parks and playgrounds | 200.00 |
| Other | |
| Educational | |
| (Exclusive of school districts) .. | |
| Unclassified Purposes | |
| (Including contingent) | 150.00 |
| SUB-TOTAL—Municipal functions .. | \$25,050.00 |

| | |
|--|--------------------|
| Per Capita—Municipal functions | \$14.42 |
| Capital imp'ts and capital imp't fund .. | \$2,750.00 |
| Debt Service | |
| Principal payments .. | |
| Interest payments .. | |
| Total | |
| Per Capita Debt Service | |
| Deferred Charges and Statutory Expenditures | |
| Emergencies | |
| Other deferred chgs. | |
| Total | |
| TOTAL—Municipal expenditures .. | \$27,800.00 |

| | |
|---|---------------------|
| Required Payments for Local School, County, and Special District Taxes | 76,061.49 |
| TOTAL EXPENDITURES AND REQUIRED PAYMENTS | \$103,861.49 |
| Reserve for uncollected taxes | \$11,828.23 |
| GRAND TOTAL—Budget | \$115,700.77 |

| | |
|--|---------------------|
| RECEIPTS AND REVENUES REALIZED IN 1952 TO MEET EXPENDITURES AND REQUIRED PAYMENTS | |
| Surplus revenue appropriated | |
| Miscellaneous revenues realized | \$11,803.33 |
| State aid revenues realized | 2,703.00 |
| Delinquent taxes including | |
| Fines—1952 collections | 8,574.89 |
| Current taxes—1952 collections .. | 87,828.93 |
| Emergency borrowings | |
| TOTAL RECEIPTS AND REVENUES REALIZED .. | \$111,010.15 |

CAPITAL OUTLAY—1952

| | |
|----------------------------------|-------|
| Beaches and boardwalks | |
| Buildings and equipment | |
| Parks and playgrounds | |
| Sewers | |
| Streets, roads and bridges | |
| Water supply | |
| Other | |

| | |
|------------------------------|---------------|
| Tax rate | \$5.53 |
| Local school tax rate | 2.92 |
| County tax rate | 1.35 |
| Local purpose tax rate | 1.23 |

TAXES

| | |
|--|--------------------|
| Local school tax | \$51,089.49 |
| County taxes | 24,372.09 |
| Special district taxes | |
| Total | \$76,061.49 |
| Local purpose levy | 21,771.28 |
| Total tax levy (tax duplicate) .. | \$97,832.77 |

| | |
|--|----------------|
| Per Capita Total Tax Levy | \$56.32 |
| Current | |
| 1952 taxes levied (total) | \$98,342.57 |
| Collected in 1952 | 87,828.93 |
| Per cent of levy collected in 1952 .. | 89.30 |
| Transferred to liens | 417.56 |
| Cancelled, abated or adjusted | 2.77 |
| Outstanding December 31, 1952 .. | \$10,093.31 |

| | |
|------------------------------------|-------------|
| All Prior Years Outstanding | |
| Balance January 1, 1952 | \$15,575.71 |
| Collected in 1952 | 8,273.82 |
| Balance December 31, 1952 | \$7,291.89 |

| | |
|------------------------------------|------------|
| Tax Title Liens Outstanding | |
| Balance January 1, 1952 | \$8,290.05 |
| Redeemed by cash | 291.27 |
| Balance December 31, 1952 | \$8,008.78 |

| | |
|---|----------|
| Property Acquired by Deed or Foreclosure | |
| Balance January 1, 1952 | \$126.00 |
| Sale for cash | 470.00 |
| Balance December 31, 1952 | \$79.00 |

CAPITAL DEBT, DECEMBER 31, 1952

| | |
|------------------------------------|--------------------|
| Gross Debt | |
| School debt | \$68,000.00 |
| Self-liquidating debt | |
| Other capital debt | |
| TOTAL GROSS DEBT | \$68,000.00 |
| Per Capita Gross Debt | \$39.15 |

| | |
|-------------------------------|------------------|
| Deductions for | |
| School debt | \$68,000.00 |
| Self-liquidating debt | |
| Other capital debt | |
| TOTAL DEDUCTIONS | 68,000.00 |

NET DEBT

| | |
|------------------------------------|----------------|
| Average Assessed Valuations | |
| Real Property 1950-1951-1952 .. | \$1,383,861.00 |
| Per Cent of Net Debt | |

CURRENT FINANCES DECEMBER 31, 1952

| | |
|-------------------------------------|---------------------|
| Cash | \$76,418.05 |
| Taxes receivable | 17,294.48 |
| Tax title liens | 8,506.34 |
| Foreclosed property | 70.00 |
| Accounts receivable | 188.00 |
| State road aid receivable | |
| Emergencies and deferred charges .. | |
| TOTAL ASSETS | \$105,478.99 |

| | |
|--|---------------------|
| Cash liabilities | \$39,782.42 |
| Reserve | 26,060.34 |
| Surplus revenue | 39,625.22 |
| TOTAL LIABILITIES AND SURPLUS | \$105,478.99 |

LOWER TOWNSHIP—CAPE MAY COUNTY

Population Census, 1950—2,737

Land Area 30.1 sq. mi.

Net Valuation Taxable \$2,329,035

| EXPENDITURES AND RE- QUIRED PAYMENTS FOR 1952 | |
|--|---------------------|
| General Government | |
| Administrative and executive | \$12,904.38 |
| Assessment and collection of taxes | 9,220.49 |
| Finance Department | |
| Protection to Persons & Property | |
| Fire | 1,156.00 |
| Police | 2,800.00 |
| Other | |
| Streets and Roads | |
| Repairs and maintenance | 48,634.22 |
| Street lighting | 3,625.00 |
| Sanitation | |
| Street cleaning | |
| Garbage and ash removal | |
| Sewers | |
| Health and Charities | |
| Health service | 3,489.91 |
| Poor (including relief) | 1,100.00 |
| Hospitals (aid and maintenance) .. | |
| Other | 600.00 |
| Recreation | |
| Beaches and boardwalks | |
| Parks and playgrounds | |
| Other | |
| Educational | |
| (Exclusive of school districts) .. | |
| Unclassified Purposes | |
| (Including contingent) | 25.00 |
| SUB-TOTAL—Municipal functions.. | \$83,555.00 |
| Per Capita—Municipal functions | |
| Capital Imp'ts and capital Imp't fund | \$30.53 |
| Debt Service | \$6,666.66 |
| Principal payments .. \$6,000.00 | |
| Interest payments .. 1,875.00 | |
| Total | 7,875.00 |
| Per Capita Debt Service | |
| | \$2.88 |
| Deferred Charges and Statutory Expenditures | |
| Emergencies | \$650.00 |
| Other deferred chgs. 46,083.00 | |
| Total | 46,733.00 |
| TOTAL—Municipal expenditures .. | \$144,829.66 |
| Required Payments for Local School, County, and Special District Taxes | |
| | 114,008.09 |
| TOTAL EXPENDITURES AND REQUIRED PAYMENTS | |
| | \$258,837.75 |
| Reserve for uncollected taxes | \$30,566.81 |
| GRAND TOTAL—Budget | \$289,404.56 |
| RECEIPTS AND REVENUES REALIZED IN 1952 TO MEET EXPENDITURES AND REQUIRED PAYMENTS | |
| Surplus revenue appropriated .. | \$65,000.00 |
| Miscellaneous revenues realized. | 33,658.58 |
| State aid revenues realized | 14,876.00 |
| Delinquent taxes including | |
| <i>Liens—1952 collections</i> | 14,616.24 |
| <i>Current taxes—1952 collections</i> .. | 139,713.73 |
| Emergency borrowings | |
| TOTAL RECEIPTS AND REVENUES REALIZED | \$267,864.55 |

CAPITAL OUTLAY—1952

| | |
|----------------------------------|--|
| Beaches and boardwalks | |
| Buildings and equipment | |
| Parks and playgrounds | |
| Sewers | |
| Streets, roads and bridges | |
| Water supply | |
| Other | |

| | |
|------------------------------|---------------|
| Tax rate | \$5.90 |
| Local school tax rate | 2.97 |
| County tax rate | 1.25 |
| Local purpose tax rate | 1.68 |

TAXES

| | | |
|--|-------------|---------------------|
| Local school tax ... | \$69,124.58 | |
| County taxes | 29,183.51 | |
| Special district taxes | 15,700.00 | |
| Local purpose levy | | \$114,008.09 |
| | | 38,884.03 |
| Total tax levy (tax duplicate) .. | | \$152,892.12 |

| | |
|--|----------------|
| Per Capita Total Tax Levy | \$55.86 |
|--|----------------|

Current

| | |
|--|--------------|
| 1952 taxes levied (total) | \$152,892.12 |
| Collected in 1952 | 139,713.73 |
| Per cent of levy collected in 1952 ... | 91.38 |
| Transferred to liens | 2,500.00 |
| Cancelled, abated or adjusted .. | |
| Outstanding December 31, 1952 .. | \$10,678.39 |

All Prior Years Outstanding

| | |
|---------------------------------|-------------|
| Balance January 1, 1952 | \$15,161.86 |
| Collected in 1952 | 12,068.26 |
| Balance December 31, 1952 | \$3,093.60 |

Tax Title Liens Outstanding

| | |
|---------------------------------|--------------|
| Balance January 1, 1952 | \$128,785.52 |
| Redeemed by cash | 2,547.98 |
| Balance December 31, 1952 | \$128,737.54 |

Property Acquired by Deed or Foreclosure

| | |
|---------------------------------|------------|
| Balance January 1, 1952 | \$7,687.50 |
| Sale for cash | 6,150.00 |
| Balance December 31, 1952 | \$1,537.50 |

CAPITAL DEBT, DECEMBER 31, 1952

| | |
|------------------------------------|---------------------|
| Gross Debt | |
| School debt | \$112,000.00 |
| Self-liquidating debt .. | |
| Other capital debt .. | 45,477.00 |
| TOTAL GROSS DEBT | \$157,477.00 |
| Per Capita Gross Debt | |
| | \$57.54 |
| Deductions for | |
| School debt | \$112,000.00 |
| Self-liquidating debt .. | |
| Other capital debt .. | 1,477.00 |
| TOTAL DEDUCTIONS | 113,477.00 |
| NET DEBT | \$44,000.00 |

Average Assessed Valuations

| | |
|---------------------------------|----------------|
| Real Property 1950-1951-1952 .. | \$2,066,342.00 |
| Per Cent of Net Debt | 2.12 |

CURRENT FINANCES DECEMBER 31, 1952

| | |
|--|---------------------|
| Cash | \$78,006.71 |
| Taxes receivable | 13,771.99 |
| Tax title liens | 128,737.54 |
| Foreclosed property | 1,537.50 |
| Accounts receivable | 2,227.66 |
| State road aid receivable | 3,832.84 |
| Emergencies and deferred charges .. | 17,000.00 |
| TOTAL ASSETS | \$245,114.24 |
| Cash liabilities | \$32,177.30 |
| Reserves | 146,274.69 |
| Surplus revenue | 66,662.25 |
| TOTAL LIABILITIES AND SURPLUS | \$245,114.24 |

LOWER ALLOWAY CREEK TOWNSHIP—SALEM COUNTY

Population Census, 1950—1,307

Land Area 45.7 sq. mi.

Net Valuation Taxable \$791,085

| | |
|--|--------------------|
| EXPENDITURES AND REQUIRED PAYMENTS FOR 1952 | |
| General Government | |
| Administrative and executive | \$3,343.13 |
| Assessment and collection of taxes | 1,544.05 |
| Finance Department | 400.00 |
| Protection to Persons & Property | |
| Fire | 2,044.78 |
| Police | 375.80 |
| Other | |
| Streets and Roads | |
| Repairs and maintenance | 9,525.05 |
| Street lighting | 757.80 |
| Sanitation | |
| Street cleaning | |
| Garbage and ash removal | |
| Sewers | |
| Health and Charities | |
| Health service | 80.60 |
| Poor (including relief) | 144.00 |
| Hospitals (aid and maintenance) | 100.00 |
| Other | |
| Recreation | |
| Beaches and boardwalks | |
| Parks and playgrounds | |
| Other | |
| Educational (Exclusive of school districts) .. | |
| | |
| Unclassified Purposes (Including contingent) | |
| | 49.10 |
| SUB-TOTAL—Municipal functions.. | \$18,364.31 |
| Per Capita—Municipal functions | |
| | \$14.05 |
| Capital imp'ts and capital imp't fund | \$13,000.00 |
| Debt Service | |
| Principal payments | |
| Interest payments | |
| Total | |
| Per Capita Debt | |
| | |
| Deferred Charges and Statutory Expenditures | |
| Emergencies | |
| Other deferred chgs. | |
| Total | |
| TOTAL—Municipal expenditures .. | \$31,364.31 |
| Required Payments for Local School, County, and Special District Taxes | |
| | 40,922.54 |
| TOTAL EXPENDITURES AND REQUIRED PAYMENTS | \$72,286.85 |
| Reserve for uncollected taxes | \$12,868.71 |
| GRAND TOTAL—Budget | \$85,155.56 |
| RECEIPTS AND REVENUES REALIZED IN 1952 TO MEET EXPENDITURES AND REQUIRED PAYMENTS | |
| Surplus revenue appropriated .. | \$16,782.56 |
| Miscellaneous revenues realized .. | 6,572.37 |
| State aid revenues realized | 12,420.00 |
| Delinquent taxes including | |
| liens—1952 collections | 9,138.53 |
| Current taxes—1952 collections.. | 40,314.97 |
| Emergency borrowings | |
| TOTAL RECEIPTS AND REVENUES REALIZED | \$85,228.43 |
| CAPITAL OUTLAY—1952 | |
| Beaches and boardwalks | |
| Buildings and equipment | |
| Parks and playgrounds | |
| Sewers | |
| Streets, roads and bridges | \$1,000.00 |
| Water supply | |
| Other | |

| | |
|---|--------------------|
| Tax rate | \$6.80 |
| Local school tax rate | 4.04 |
| County tax rate | 1.13 |
| Local purpose tax rate | 1.63 |
| TAXES | |
| Local school tax ... | \$31,969.11 |
| County taxes | 8,953.43 |
| Special district taxes | |
| Local purpose levy | \$40,922.54 |
| | 12,821.70 |
| Total tax levy (tax duplicate) .. | \$53,744.24 |
| Per Capita Total Tax Levy | |
| | \$41.12 |
| Current | |
| 1952 taxes levied (total) | \$53,744.24 |
| Collected in 1952 | 40,314.97 |
| Per cent of levy collected in 1952 ... | 75.01 |
| Transferred to liens | 15.00 |
| Cancelled, abated or adjusted .. | |
| Outstanding December 31, 1952 .. | \$13,414.27 |
| All Prior Years Outstanding | |
| Balance January 1, 1952 | \$12,737.99 |
| Collected in 1952 | 9,138.53 |
| Balance December 31, 1952 | \$3,599.46 |
| Tax Title Liens Outstanding | |
| Balance January 1, 1952 | \$536.68 |
| Redeemed by cash | |
| Balance December 31, 1952 | \$551.68 |
| Property Acquired by Deed or Foreclosure | |
| Balance January 1, 1952 | |
| Sale for cash | |
| Balance December 31, 1952 | |
| CAPITAL DEBT, DECEMBER 31, 1952 | |
| Gross Debt | |
| School debt | |
| Self-liquidating debt. | |
| Other capital debt .. | |
| TOTAL GROSS DEBT | |
| Per Capita Gross Debt | |
| | |
| Deductions for | |
| School debt | |
| Self-liquidating debt. | |
| Other capital debt .. | |
| TOTAL DEDUCTIONS | |
| NET DEBT | |
| Average Assessed Valuations | |
| Real Property 1950-1951-1952.. | \$641,092.00 |
| Per Cent of Net Debt | |
| CURRENT FINANCES DECEMBER 31, 1952 | |
| Cash | \$31,128.61 |
| Taxes receivable | 17,013.73 |
| Tax title liens | 551.68 |
| Foreclosed property | |
| Accounts receivable | |
| State road aid receivable | 4,000.00 |
| Emergencies and deferred charges .. | |
| TOTAL ASSETS | \$52,694.02 |
| Cash liabilities | \$5,809.74 |
| Reserves | 17,565.41 |
| Surplus revenue | 29,318.87 |
| TOTAL LIABILITIES AND SURPLUS | \$52,694.02 |

LOWER PENNS NECK TOWNSHIP—SALEM COUNTY

Population Census, 1950—7,376

Land Area 23.95 sq. mi.

Net Valuation Taxable \$25,662,830

| | |
|--|---------------------|
| EXPENDITURES AND REQUIRED PAYMENTS FOR 1952 | |
| General Government | |
| Administrative and executive | \$33,724.42 |
| Assessment and collection of taxes | 24,929.93 |
| Finance Department | 2,253.05 |
| Protection to Persons & Property | |
| Fire | 28,645.00 |
| Police | 63,756.72 |
| Other | |
| Streets and Roads | |
| Repairs and maintenance | 96,932.10 |
| Street lighting | 22,000.00 |
| Sanitation | |
| Street cleaning | 4,113.43 |
| Garbage and ash removal | 28,600.00 |
| Sewers | |
| Health and Charities | |
| Health service | 5,511.05 |
| Poor (including relief) | 4,787.45 |
| Hospitals (aid and maintenance) | 2,500.00 |
| Other | 456.60 |
| Recreation | |
| Beaches and boardwalks | |
| Parks and playgrounds | 1,553.73 |
| Other | |
| Educational | |
| (Exclusive of school districts) .. | 2,500.00 |
| Unclassified Purposes | |
| (Including contingent) | 3,731.04 |
| SUB-TOTAL—Municipal functions.. | \$325,994.52 |

| | |
|--|---------------------|
| Per Capita—Municipal functions | \$44.20 |
| Capital imp'ts and capital imp't fund | \$48,503.67 |
| Debt Service | |
| Principal payments .. | \$9,500.00 |
| Interest payments .. | 77.58 |
| Total | 9,577.58 |
| Per Capita Debt Service | |
| | \$1.30 |
| Deferred Charges and Statutory Expenditures | |
| Emergencies | |
| Other deferred chgs. | \$118,090.79 |
| Total | 118,090.79 |
| TOTAL—Municipal expenditures .. | \$502,166.56 |

| | |
|---|-----------------------|
| Required Payments for Local School, County, and Special District Taxes | 814,704.62 |
| TOTAL EXPENDITURES AND REQUIRED PAYMENTS | \$1,316,871.18 |
| Reserve for uncollected taxes | \$46,155.26 |
| GRAND TOTAL—Budget | \$1,363,026.44 |

| | |
|--|-----------------------|
| RECEIPTS AND REVENUES REALIZED IN 1952 TO MEET EXPENDITURES AND REQUIRED PAYMENTS | |
| Surplus revenue appropriated .. | \$113,500.00 |
| Miscellaneous revenues realized .. | 351,425.05 |
| State aid revenues realized | 20,185.00 |
| Delinquent taxes including | |
| liens—1952 collections | 24,956.78 |
| Current taxes—1952 collections .. | 890,238.61 |
| Emergency borrowings | |
| TOTAL RECEIPTS AND REVENUES REALIZED | \$1,400,305.44 |

| | |
|----------------------------------|-------|
| CAPITAL OUTLAY—1952 | |
| Beaches and boardwalks | |
| Buildings and equipment | |
| Parks and playgrounds | |
| Sewers | |
| Streets, roads and bridges | |
| Water supply | |
| Other | |

| | |
|------------------------------|---------------|
| Tax rate | \$3.58 |
| Local school tax rate | 2.04 |
| County tax rate | 1.13 |
| Local purpose tax rate | 0.41 |

| | |
|--|---------------------|
| TAXES | |
| Local school tax ... | \$524,331.45 |
| County taxes | 290,373.17 |
| Special district taxes | |
| Local purpose levy | \$814,704.62 |
| | 103,664.79 |
| Total tax levy (tax duplicate) .. | \$918,369.41 |
| Per Capita Total Tax Levy | \$124.51 |

| | |
|--|--------------|
| Current | |
| 1952 taxes levied (total) | \$918,369.41 |
| Collected in 1952 | 890,238.61 |
| Per cent of levy collected in 1952 | 96.93 |
| Transferred to liens | 851.26 |
| Cancelled, abated or adjusted .. | |
| Outstanding December 31, 1952 .. | \$27,279.54 |

| | |
|------------------------------------|-------------|
| All Prior Years Outstanding | |
| Balance January 1, 1952 | \$29,613.66 |
| Collected in 1952 | 24,333.99 |
| Balance December 31, 1952 | \$4,233.68 |

| | |
|------------------------------------|-------------|
| Tax Title Liens Outstanding | |
| Balance January 1, 1952 | \$56,636.08 |
| Redeemed by cash | 602.79 |
| Balance December 31, 1952 | \$56,884.55 |

| | |
|---|-------|
| Property Acquired by Deed or Foreclosure | |
| Balance January 1, 1952 | |
| Sale for cash | |
| Balance December 31, 1952 | |

| | |
|--|---------------------|
| CAPITAL DEBT, DECEMBER 31, 1952 | |
| Gross Debt | |
| School debt | \$854,000.00 |
| Self-liquidating debt | |
| Other capital debt | |
| TOTAL GROSS DEBT | \$854,000.00 |
| Per Capita Gross Debt | \$115.78 |

| | |
|-------------------------------|---------------------|
| Deductions for | |
| School debt | \$727,880.00 |
| Self-liquidating debt | |
| Other capital debt | |
| TOTAL DEDUCTIONS | 727,880.00 |
| NET DEBT | \$126,120.00 |

| | |
|------------------------------------|-----------------|
| Average Assessed Valuations | |
| Real Property 1950-1951-1952 .. | \$12,131,333.00 |
| Per Cent of Net Debt | 1.03 |

| | |
|--|---------------------|
| CURRENT FINANCES DECEMBER 31, 1952 | |
| Cash | \$270,302.46 |
| Taxes receivable | 31,533.22 |
| Tax title liens | 56,884.55 |
| Foreclosed property | |
| Accounts receivable | 5,966.68 |
| State road aid receivable | 3,500.00 |
| Emergencies and deferred charges .. | 2,000.00 |
| TOTAL ASSETS | \$370,186.91 |
| Cash liabilities | \$4,773.41 |
| Reserves | 94,384.45 |
| Surplus revenue | 271,029.05 |
| TOTAL LIABILITIES AND SURPLUS | \$370,186.91 |

LUMBERTON TOWNSHIP—BURLINGTON COUNTY

Population Census, 1950—1,325

Land Area 13.29 sq. mi.

Net Valuation Taxable \$757,009

EXPENDITURES AND REQUIRED PAYMENTS FOR 1952

| | |
|---|--------------------|
| General Government | |
| Administrative and executive | \$4,962.50 |
| Assessment and collection of taxes | 1,475.00 |
| Finance Department | 525.00 |
| Protection to Persons & Property | |
| Fire | 3,620.00 |
| Police | 2,317.50 |
| Other | |
| Streets and Roads | |
| Repairs and maintenance | 9,340.00 |
| Street lighting | 3,500.00 |
| Sanitation | |
| Street cleaning | |
| Garbage and ash removal | 900.00 |
| Sewers | |
| Health and Charities | |
| Health service | 200.00 |
| Poor (including relief) | 170.00 |
| Hospitals (aid and maintenance) | |
| Other | |
| Recreation | |
| Beaches and boardwalks | |
| Parks and playgrounds | |
| Other | |
| Educational | |
| (Exclusive of school districts) .. | |
| Unclassified Purposes | |
| (Including contingent) | 125.00 |
| SUB-TOTAL—Municipal functions.. | \$27,735.00 |

| | |
|---|----------------|
| Per Capita—Municipal functions | \$20.93 |
| Capital imp'ts and capital imp't fund | \$250.00 |
| Debt Service | |
| Principal payments | |
| Interest payments | |
| Total | |

| | |
|--|--------------|
| Per Capita Debt Service | |
| Deferred Charges and Statutory Expenditures | |
| Emergencies | |
| Other deferred chgs. | |
| Total | |

TOTAL—Municipal expenditures ... \$27,985.00
Required Payments for Local School, County, and Special District Taxes **61,944.55**
TOTAL EXPENDITURES AND REQUIRED PAYMENTS **\$89,929.55**

 Reserve for uncollected taxes
 \$13,000.00 |**GRAND TOTAL—Budget** **\$102,929.55**
RECEIPTS AND REVENUES REALIZED IN 1952 TO MEET EXPENDITURES AND REQUIRED PAYMENTS

| | |
|--|--------------------|
| Surplus revenue appropriated .. | \$9,000.00 |
| Miscellaneous revenues realized .. | 18,232.01 |
| State aid revenues realized | 4,894.00 |
| Delinquent taxes including liens—1952 collections .. | 9,153.18 |
| Current taxes—1952 collections .. | 54,999.95 |
| Emergency borrowings | |
| TOTAL RECEIPTS AND REVENUES REALIZED | \$96,279.14 |

CAPITAL OUTLAY—1952

| | |
|----------------------------------|--|
| Beaches and boardwalks | |
| Buildings and equipment | |
| Parks and playgrounds | |
| Sewers | |
| Streets, roads and bridges | |
| Water supply | |
| Other | |

| | |
|------------------------------|---------------|
| Tax rate | \$8.84 |
| Local school tax rate | 5.93 |
| County tax rate | 2.25 |
| Local purpose tax rate | 0.66 |

TAXES

| | | |
|--|--------------|--------------------|
| Local school tax ... | \$44,901.72 | |
| County taxes | 17,042.83 | |
| Special district taxes | | |
| Local purpose levy | | \$61,944.55 |
| Total tax levy (tax duplicate) .. | | \$66,779.55 |

Per Capita Total Tax Levy **\$50.40**

| | |
|---------------------------------------|--------------------|
| Current | |
| 1952 taxes levied (total) | \$69,170.98 |
| Collected in 1952 | 54,999.95 |
| Per cent of levy collected in 1952 .. | 79.51 |
| Transferred to liens | |
| Cancelled, abated or adjusted .. | |
| Outstanding December 31, 1952 .. | \$14,171.03 |

| | |
|------------------------------------|-----------------|
| All Prior Years Outstanding | |
| Balance January 1, 1952 | \$9,844.56 |
| Collected in 1952 | 9,153.18 |
| Balance December 31, 1952 | \$691.38 |

| | |
|------------------------------------|----------------|
| Tax Title Liens Outstanding | |
| Balance January 1, 1952 | \$65.47 |
| Redeemed by cash | |
| Balance December 31, 1952 | \$65.47 |

| | |
|---|--------------|
| Property Acquired by Deed or Foreclosure | |
| Balance January 1, 1952 | |
| Sale for cash | |
| Balance December 31, 1952 | |

CAPITAL DEBT, DECEMBER 31, 1952

| | |
|-------------------------------|--------------------|
| Gross Debt | |
| School debt | \$17,662.00 |
| Self-liquidating debt. | |
| Other capital debt .. | |
| TOTAL GROSS DEBT | \$17,662.00 |

Per Capita Gross Debt **\$13.33**

| | |
|-------------------------------|------------------|
| Deductions for | |
| School debt | \$17,662.00 |
| Self-liquidating debt. | |
| Other capital debt .. | |
| TOTAL DEDUCTIONS | 17,662.00 |

NET DEBT **.....**

| | |
|------------------------------------|--------------|
| Average Assessed Valuations | |
| Real Property 1950-1951-1952 .. | \$654,536.00 |
| Per Cent of Net Debt | |

CURRENT FINANCES DECEMBER 31, 1952

| | |
|-------------------------------------|--------------------|
| Cash | \$37,483.51 |
| Taxes receivable | 14,862.41 |
| Tax title liens | 65.47 |
| Foreclosed property | |
| Accounts receivable | 28.00 |
| State road aid receivable | |
| Emergencies and deferred charges .. | 1,220.44 |
| TOTAL ASSETS | \$53,659.83 |

| | |
|--|--------------------|
| Cash liabilities | \$8,413.60 |
| Reserves | 14,955.88 |
| Surplus revenue | 30,290.35 |
| TOTAL LIABILITIES AND SURPLUS | \$53,659.83 |

LYNDHURST TOWNSHIP—BERGEN COUNTY

Population Census, 1950—19,980

Land Area 4.7 sq. mi.

Net Valuation Taxable \$16,462,878

| | |
|--|---------------------|
| EXPENDITURES AND REQUIRED PAYMENTS FOR 1952 | |
| General Government | |
| Administrative and executive | \$50,759.87 |
| Assessment and collection of taxes | 28,832.31 |
| Finance Department | |
| Protection to Persons & Property | |
| Fire | 19,279.15 |
| Police | 183,243.89 |
| Other | 11,052.75 |
| Streets and Roads | |
| Repairs and maintenance | 87,257.37 |
| Street lighting | 20,625.00 |
| Sanitation | |
| Street cleaning | |
| Garbage and ash removal | 32,556.25 |
| Sewers | 24,438.44 |
| Health and Charities | |
| Health service | 13,451.09 |
| Poor (including relief) | 8,848.36 |
| Hospitals (aid and maintenance) .. | |
| Other | |
| Recreation | |
| Beaches and boardwalks | |
| Parks and playgrounds | 16,029.26 |
| Other | |
| Educational | |
| (Exclusive of school districts) .. | 18,150.00 |
| Unclassified Purposes | |
| (Including contingent) | 5,152.00 |
| SUB-TOTAL—Municipal functions.. | \$519,675.74 |

| | |
|--|----------------|
| Per Capita—Municipal functions | \$26.01 |
| Capital imp'ts and capital imp't fund | \$17,000.00 |
| Debt Service | |
| Principal payments .. | \$146,000.00 |
| Interest payments .. | 29,490.00 |

| | |
|--|-------------------|
| Total | 175,490.00 |
| Per Capita Debt Service | |
| Service | \$8.78 |
| Deferred Charges and Statutory Expenditures | |
| Emergencies | |
| Other deferred chgs. .. | \$73,750.00 |
| Total | 73,750.00 |

| | |
|---|---------------------|
| TOTAL—Municipal expenditures ... | \$785,915.74 |
|---|---------------------|

| | |
|---|-------------------|
| Required Payments for Local School, County, and Special District Taxes | 756,489.42 |
|---|-------------------|

| | |
|---|-----------------------|
| TOTAL EXPENDITURES AND REQUIRED PAYMENTS | \$1,542,405.16 |
| Reserve for uncollected taxes | \$79,000.00 |

| | |
|---------------------------------|-----------------------|
| GRAND TOTAL—Budget | \$1,621,405.16 |
|---------------------------------|-----------------------|

| | |
|--|-----------------------|
| RECEIPTS AND REVENUES REALIZED IN 1952 TO MEET EXPENDITURES AND REQUIRED PAYMENTS | |
| Surplus revenue appropriated .. | \$210,000.00 |
| Miscellaneous revenues realized .. | 203,266.89 |
| State aid revenues realized | 11,494.00 |
| Delinquent taxes including | |
| liens—1952 collections | 38,694.40 |
| Current taxes—1952 collections.. | 1,183,295.46 |
| Emergency borrowings | |
| TOTAL RECEIPTS AND REVENUES REALIZED | \$1,646,750.75 |

| | |
|----------------------------------|-----------|
| CAPITAL OUTLAY—1952 | |
| Beaches and boardwalks | |
| Buildings and equipment | \$23.00 |
| Parks and playgrounds | |
| Sewers | |
| Streets, roads and bridges | 44,279.37 |
| Water supply | |
| Other | |

| | |
|-----------------------------|---------------|
| Tax rate | \$7.39 |
| Local school tax rate | 3.78 |
| County tax rate | 0.81 |
| Local purpose tax rate | 2.80 |

| | |
|--|-----------------------|
| TAXES | |
| Local school tax ... | \$622,987.50 |
| County taxes | 133,501.92 |
| Special district taxes | |
| Local purpose levy | \$756,489.42 |
| | 459,500.00 |
| Total tax levy (tax duplicate) .. | \$1,215,989.42 |

| | |
|--|----------------|
| Per Capita Total Tax Levy | \$60.86 |
| Current | |
| 1952 taxes levied (total) | \$1,231,469.75 |
| Collected in 1952 | 1,183,295.46 |
| Per cent of levy collected in 1952 ... | 96.08 |
| Transferred to liens | 3,340.29 |
| Cancelled, abated or adjusted .. | 3,794.93 |
| Outstanding December 31, 1952 .. | \$41,039.07 |

| | |
|------------------------------------|-------------|
| All Prior Years Outstanding | |
| Balance January 1, 1952 | \$44,906.04 |
| Collected in 1952 | 38,630.21 |
| Balance December 31, 1952 | \$6,069.16 |

| | |
|------------------------------------|-------------|
| Tax Title Liens Outstanding | |
| Balance January 1, 1952 | \$30,532.00 |
| Redeemed by cash | 64.19 |
| Balance December 31, 1952 | \$34,024.92 |

| | |
|---|--------------|
| Property Acquired by Deed or Foreclosure | |
| Balance January 1, 1952 | \$138,353.57 |
| Sale for cash | 21,142.34 |
| Balance December 31, 1952 | \$124,524.63 |

| | |
|--|-----------------------|
| CAPITAL DEBT, DECEMBER 31, 1952 | |
| Gross Debt | |
| School debt | \$120,000.00 |
| Self-liquidating debt .. | |
| Other capital debt .. | 1,127,889.00 |
| TOTAL GROSS DEBT | \$1,247,889.00 |
| Per Capita Gross Debt | \$62.46 |

| | |
|-------------------------------|-----------------------|
| Deductions for | |
| School debt | \$120,000.00 |
| Self-liquidating debt .. | |
| Other capital debt .. | |
| TOTAL DEDUCTIONS | 120,000.00 |
| NET DEBT | \$1,127,889.00 |

| | |
|------------------------------------|-----------------|
| Average Assessed Valuations | |
| Real Property 1950-1951-1952.. | \$14,894,389.00 |
| Per Cent of Net Debt | 7.57 |

| | |
|---|---------------------|
| CURRENT FINANCES DECEMBER 31, 1952 | |
| Cash | \$296,857.72 |
| Taxes receivable | 47,108.23 |
| Tax title liens | 34,024.92 |
| Foreclosed property | 124,524.63 |
| Accounts receivable | 138,785.30 |
| State road aid receivable .. | 14,053.70 |
| Emergencies and deferred charges .. | |
| TOTAL ASSETS | \$655,354.50 |

| | |
|--|---------------------|
| Cash liabilities | \$21,026.56 |
| Reserves | 344,443.08 |
| Surplus revenue | 289,884.86 |
| TOTAL LIABILITIES AND SURPLUS | \$655,354.50 |

MADISON BOROUGH—MORRIS COUNTY

Population Census, 1950—10,417

Land Area 4.0 sq. mi.

Net Valuation Taxable \$14,046,001

| | |
|--|-----------------------|
| EXPENDITURES AND REQUIRED PAYMENTS FOR 1952 | |
| General Government | |
| Administrative and executive | \$67,520.73 |
| Assessment and collection of taxes | 16,059.98 |
| Finance Department | |
| Protection to Persons & Property | |
| Fire | 27,603.16 |
| Police | 110,408.35 |
| Other | |
| Streets and Roads | |
| Repairs and maintenance | 88,754.61 |
| Street lighting | 8,886.95 |
| Sanitation | |
| Street cleaning | |
| Garbage and ash removal | 42,117.59 |
| Sewers | 67,746.78 |
| Health and Charities | |
| Health service | 19,973.25 |
| Poor (including relief) | 2,791.90 |
| Hospitals (aid and maintenance) | |
| Other | 150.00 |
| Recreation | |
| Beaches and boardwalks | |
| Parks and playgrounds | 17,787.28 |
| Other | 4,787.10 |
| Educational | |
| (Exclusive of school districts) .. | 10,000.00 |
| Unclassified Purposes | |
| (Including contingent) | 18,139.36 |
| SUB-TOTAL—Municipal functions.. | \$502,727.04 |
| Per Capita—Municipal functions | |
| Capital imp'ts and capital imp't fund | \$48.26 |
| Debt Service | |
| Principal payments .. | \$28,000.00 |
| Interest payments .. | 9,233.14 |
| Total | \$37,233.14 |
| Per Capita Debt Service | |
| | \$3.57 |
| Deferred Charges and Statutory Expenditures | |
| Emergencies | \$5,600.00 |
| Other deferred chgs. | 23,333.28 |
| Total | 28,933.28 |
| TOTAL—Municipal expenditures .. | \$568,893.46 |
| Required Payments for Local School, County, and Special District Taxes | |
| | 656,175.65 |
| TOTAL EXPENDITURES AND REQUIRED PAYMENTS | \$1,225,069.11 |
| Reserve for uncollected taxes | \$127,042.05 |
| GRAND TOTAL—Budget | \$1,352,111.16 |
| RECEIPTS AND REVENUES REALIZED IN 1952 TO MEET EXPENDITURES AND REQUIRED PAYMENTS | |
| Surplus revenue appropriated .. | \$100,000.00 |
| Miscellaneous revenues realized .. | 321,088.54 |
| State aid revenues realized | 10,434.73 |
| Delinquent taxes including | |
| liens—1952 collections | 53,663.12 |
| current taxes—1952 collections .. | 886,236.17 |
| Emergency borrowings | |
| TOTAL RECEIPTS AND REVENUES REALIZED | 1,371,422.56 |
| CAPITAL OUTLAY—1952 | |
| Beaches and boardwalks | |
| Buildings and equipment | \$69,091.32 |
| Parks and playgrounds | |
| Sewers | 57,638.65 |
| Streets, roads and bridges | 7,874.57 |
| Water supply | 75,747.04 |
| Other | |

| | |
|---|-----------------------|
| Local school tax | \$6.47 |
| Tax rate | |
| Local school tax rate | 3.61 |
| County tax rate | 1.06 |
| Local purpose tax rate | 1.80 |
| TAXES | |
| Local school tax .. | \$506,756.63 |
| County taxes | 149,419.02 |
| Special district taxes | |
| Local purpose levy | \$656,175.65 |
| | 255,227.54 |
| Total tax levy (tax duplicate) .. | \$911,403.19 |
| Per Capita Total Tax Levy | |
| | \$87.49 |
| Current | |
| 1952 taxes levied (total) | \$926,863.99 |
| Collected in 1952 | 886,236.17 |
| Per cent of levy collected in 1952 .. | 95.61 |
| Transferred to liens | 1,271.47 |
| Cancelled, abated or adjusted .. | 1,739.08 |
| Outstanding December 31, 1952 .. | \$37,617.27 |
| All Prior Years Outstanding | |
| Balance January 1, 1952 | \$57,568.25 |
| Collected in 1952 | 50,577.40 |
| Balance December 31, 1952 | \$5,584.56 |
| Tax Title Liens Outstanding | |
| Balance January 1, 1952 | \$19,095.28 |
| Redeemed by cash | 3,085.72 |
| Balance December 31, 1952 | \$7,027.85 |
| Property Acquired by Deed or Foreclosure | |
| Balance January 1, 1952 | \$3,500.00 |
| Sale for cash | 1,240.00 |
| Balance December 31, 1952 | \$14,900.00 |
| CAPITAL DEBT, DECEMBER 31, 1952 | |
| Gross Debt | |
| School debt | \$1,132,000.00 |
| Self-liquidating debt .. | 184,000.00 |
| Other capital debt .. | 622,968.00 |
| TOTAL GROSS DEBT | \$1,938,968.00 |
| Per Capita Gross Debt | |
| | \$186.13 |
| Deductions for | |
| School debt | \$1,027,764.00 |
| Self-liquidating debt .. | 184,000.00 |
| Other capital debt .. | |
| TOTAL DEDUCTIONS | 1,211,764.00 |
| NET DEBT | \$727,204.00 |
| Average Assessed Valuations | |
| Real Property 1950-1951-1952 .. | \$12,847,051.00 |
| Per Cent of Net Debt | 5.66 |
| CURRENT FINANCES DECEMBER 31, 1952 | |
| Cash | \$257,346.09 |
| Taxes receivable | 43,201.83 |
| Tax title liens | 7,027.85 |
| Foreclosed property | 14,900.00 |
| Accounts receivable | 608.34 |
| State road aid receivable | |
| Emergencies and deferred charges .. | 24,833.13 |
| TOTAL ASSETS | \$347,967.24 |
| Cash liabilities | \$42,808.54 |
| Reserves | 65,738.02 |
| Surplus revenue | 239,420.68 |
| TOTAL LIABILITIES AND SURPLUS | \$347,967.24 |

MADISON TOWNSHIP—MIDDLESEX COUNTY

Population Census, 1950—7,366 Land Area 37.7 sq. mi. Net Valuation Taxable \$3,235,410

| | |
|--|---------------------|
| EXPENDITURES AND REQUIRED PAYMENTS FOR 1952 | |
| General Government | |
| Administrative and executive | \$16,905.00 |
| Assessment and collection of taxes | 7,850.00 |
| Finance Department | 375.00 |
| Protection to Persons & Property | |
| Fire | 850.00 |
| Police | 27,628.82 |
| Other | |
| Streets and Roads | |
| Repairs and maintenance | 38,676.18 |
| Street lighting | 7,400.00 |
| Sanitation | |
| Street cleaning | |
| Garbage and ash removal | |
| Sewers | |
| Health and Charities | |
| Health service | 2,590.00 |
| Poor (including relief) | 1,450.00 |
| Hospitals (aid and maintenance) | |
| Other | |
| Recreation | |
| Beaches and boardwalks | |
| Parks and playgrounds | |
| Other | |
| Educational | |
| (Exclusive of school districts) .. | |
| Unclassified Purposes | |
| (Including contingent) | 1,200.00 |
| SUB-TOTAL—Municipal functions.. | \$104,925.00 |

| | |
|--|-----------------|
| Per Capita—Municipal functions | \$14.24 |
| Capital imp'ts and capital imp't fund | \$2,500.00 |
| Debt Service | |
| Principal payments .. | \$5,000.00 |
| Interest payments .. | 1,000.00 |
| Total | 6,000.00 |
| Per Capita Debt Service | |
| Service | \$0.81 |
| Deferred Charges and Statutory Expenditures | |
| Emergences | \$4,500.00 |
| Other deferred chgs. | |
| Total | 4,500.00 |

| | |
|---|---------------------|
| TOTAL—Municipal expenditures ... | \$117,925.00 |
| Required Payments for Local School, County, and Special District Taxes | |
| | 296,451.45 |

| | |
|---|---------------------|
| TOTAL EXPENDITURES AND REQUIRED PAYMENTS | \$414,376.45 |
| Reserve for uncollected taxes | \$58,667.70 |
| GRAND TOTAL—Budget | \$473,044.15 |

| | |
|--|---------------------|
| RECEIPTS AND REVENUES REALIZED IN 1952 TO MEET EXPENDITURES AND REQUIRED PAYMENTS | |
| Surplus revenue appropriated .. | \$53,000.00 |
| Miscellaneous revenues realized .. | 73,085.54 |
| State aid revenues realized | 5,061.00 |
| Delinquent taxes including | |
| liens—1952 collections | 35,437.74 |
| Current taxes—1952 collections.. | 273,765.82 |
| Emergency borrowings | |
| TOTAL RECEIPTS AND REVENUES REALIZED | \$440,350.10 |

CAPITAL OUTLAY—1952

| | |
|----------------------------------|------------|
| Beaches and boardwalks | \$4,068.81 |
| Buildings and equipment | |
| Parks and playgrounds | |
| Sewers | |
| Streets, roads and bridges | |
| Water supply | |
| Other | |

| | |
|------------------------------|---------------|
| Tax rate | \$9.86 |
| Local school tax rate | 7.29 |
| County tax rate | 1.69 |
| Local purpose tax rate | 0.88 |

TAXES

| | | |
|--|---------------------|--|
| Local school tax ... | \$235,714.13 | |
| County taxes | 54,602.32 | |
| Special district taxes | 6,135.00 | |
| Local purpose levy | \$296,451.45 | |
| | 28,531.70 | |
| Total tax levy (tax duplicate) .. | \$324,983.15 | |

| | |
|--|----------------|
| Per Capita Total Tax Levy | \$44.12 |
|--|----------------|

| | |
|--|--------------|
| Current | |
| 1952 taxes levied (total) | \$326,043.58 |
| Collected in 1952 | 273,765.82 |
| Per cent of levy collected in 1952 ... | 83.96 |
| Transferred to liens | |
| Cancelled, abated or adjusted .. | |
| Outstanding December 31, 1952 .. | \$52,277.76 |

| | |
|------------------------------------|-------------|
| All Prior Years Outstanding | |
| Balance January 1, 1952 | \$55,874.24 |
| Collected in 1952 | 32,610.97 |
| Balance December 31, 1952 | \$23,263.27 |

| | |
|------------------------------------|-------------|
| Tax Title Liens Outstanding | |
| Balance January 1, 1952 | \$91,442.70 |
| Redeemed by cash | 2,826.77 |
| Balance December 31, 1952 | \$88,615.93 |

| | |
|---|--|
| Property Acquired by Deed or Foreclosure | |
| Balance January 1, 1952 | |
| Sale for cash | |
| Balance December 31, 1952 | |

CAPITAL DEBT, DECEMBER 31, 1952

| | |
|--------------------------|--------------|
| Gross Debt | |
| School debt | \$232,200.00 |
| Self-liquidating debt .. | |
| Other capital debt .. | 45,000.00 |

| | |
|------------------------------------|---------------------|
| TOTAL GROSS DEBT | \$277,200.00 |
| Per Capita Gross Debt | \$37.63 |

| | |
|--------------------------|--------------|
| Deductions for | |
| School debt | \$176,775.00 |
| Self-liquidating debt .. | |
| Other capital debt .. | |

| | |
|-------------------------------|---------------------|
| TOTAL DEDUCTIONS | 176,775.00 |
| NET DEBT | \$100,425.00 |

| | |
|------------------------------------|----------------|
| Average Assessed Valuations | |
| Real Property 1950-1951-1952 .. | \$2,946,247.00 |
| Per Cent of Net Debt | 3.40 |

CURRENT FINANCES DECEMBER 31, 1952

| | |
|-------------------------------------|--------------|
| Cash | \$105,869.28 |
| Taxes receivable | 75,541.03 |
| Tax title liens | 88,615.93 |
| Foreclosed property | |
| Accounts receivable | 261.62 |
| State road aid receivable .. | |
| Emergencies and deferred charges .. | |

| | |
|---------------------------|---------------------|
| TOTAL ASSETS | \$270,287.86 |
|---------------------------|---------------------|

| | |
|------------------------|-------------|
| Cash liabilities | \$14,660.19 |
| Reserves | 164,418.58 |
| Surplus revenue | 91,209.09 |

| | |
|--|---------------------|
| TOTAL LIABILITIES AND SURPLUS | \$270,287.86 |
|--|---------------------|

MAGNOLIA BOROUGH—CAMDEN COUNTY

Population Census, 1950—1,883

Land Area 0.99 sq. mi.

Net Valuation Taxable \$1,453,576

| | |
|--|--------------------|
| EXPENDITURES AND REQUIRED PAYMENTS FOR 1952 | |
| General Government | |
| Administrative and executive | \$11,650.00 |
| Assessment and collection of taxes | 4,320.00 |
| Finance Department | 1,000.00 |
| Protection to Persons & Property | |
| Fire | 4,600.00 |
| Police | 3,625.00 |
| Other | |
| Streets and Roads | |
| Repairs and maintenance | 11,875.00 |
| Street lighting | 5,500.00 |
| Sanitation | |
| Street cleaning | |
| Garbage and ash removal | |
| Sewers | |
| Health and Charities | |
| Health service | 900.00 |
| Poor (including relief) | 400.00 |
| Hospitals (aid and maintenance) | |
| Other | |
| Recreation | |
| Beaches and boardwalks | |
| Parks and playgrounds | 1,315.00 |
| Other | |
| Educational | |
| (Exclusive of school districts) .. | 200.00 |
| Unclassified Purposes | |
| (Including contingent) | 1,000.00 |
| SUB-TOTAL—Municipal functions.. | \$46,385.00 |

| | |
|--|------------------|
| Per Capita—Municipal functions | \$24.63 |
| Capital imp'ts and capital imp't fund | \$1,500.00 |
| Debt Service | |
| Principal payments .. | \$6,500.00 |
| Interest payments .. | 3,870.00 |
| Total | 10,370.00 |
| Per Capita Debt Service | \$5.51 |
| Deferred Charges and Statutory Expenditures | |
| Emergencies | |
| Other deferred chgs. .. | \$5,000.00 |
| Total | 5,000.00 |

| | |
|---|--------------------|
| TOTAL—Municipal expenditures ... | \$63,255.00 |
| Required Payments for Local School, County, and Special District Taxes | 76,317.76 |

| | |
|---|---------------------|
| TOTAL EXPENDITURES AND REQUIRED PAYMENTS | \$139,572.76 |
| Reserve for uncollected taxes | \$15,095.00 |
| GRAND TOTAL—Budget | \$154,667.76 |

| | |
|--|---------------------|
| RECEIPTS AND REVENUES REALIZED IN 1952 TO MEET EXPENDITURES AND REQUIRED PAYMENTS | |
| Surplus revenue appropriated | \$17,000.00 |
| Miscellaneous revenues realized .. | 19,920.44 |
| State aid revenues realized | 3,191.53 |
| Delinquent taxes including | |
| liens—1952 collections | 7,633.81 |
| current taxes—1952 collections .. | 106,059.26 |
| Emergency borrowings | |
| TOTAL RECEIPTS AND REVENUES REALIZED | \$153,805.04 |

CAPITAL OUTLAY—1952

| | |
|----------------------------------|------------|
| Beaches and boardwalks | |
| Buildings and equipment | \$6,586.50 |
| Parks and playgrounds | |
| Sewers | |
| Streets, roads and bridges | |
| Water supply | |
| Other | |

| | |
|------------------------------|---------------|
| Tax rate | \$7.92 |
| Local school tax rate | 3.66 |
| County tax rate | 1.59 |
| Local purpose tax rate | 2.67 |

TAXES

| | |
|--|---------------------|
| Local school tax | \$53,205.37 |
| County taxes | 23,112.39 |
| Special district taxes | |
| Local purpose levy | \$76,317.76 |
| Total tax levy (tax duplicate) .. | \$114,817.76 |
| Per Capita Total Tax Levy | \$60.98 |

| | |
|---------------------------------------|--------------|
| Current | |
| 1952 taxes levied (total) | \$116,850.74 |
| Collected in 1952 | 106,059.26 |
| Per cent of levy collected in 1952 .. | 90.76 |
| Transferred to liens | |
| Cancelled, abated or adjusted | |
| Outstanding December 31, 1952 .. | \$10,791.48 |

| | |
|------------------------------------|------------|
| All Prior Years Outstanding | |
| Balance January 1, 1952 | \$8,097.02 |
| Collected in 1952 | 7,224.65 |
| Balance December 31, 1952 | \$872.37 |

| | |
|------------------------------------|------------|
| Tax Title Liens Outstanding | |
| Balance January 1, 1952 | \$8,021.53 |
| Redeemed by cash | 409.16 |
| Balance December 31, 1952 | \$7,612.37 |

| | |
|---|-------------|
| Property Acquired by Deed or Foreclosure | |
| Balance January 1, 1952 | \$30,390.00 |
| Sale for cash | 325.00 |
| Balance December 31, 1952 | \$30,065.00 |

CAPITAL DEBT, DECEMBER 31, 1952

| | |
|------------------------------------|---------------------|
| Gross Debt | |
| School debt | \$107,000.00 |
| Self-liquidating debt .. | |
| Other capital debt .. | 791,400.00 |
| TOTAL GROSS DEBT | \$898,400.00 |
| Per Capita Gross Debt | \$477.11 |

| | |
|-------------------------------|---------------------|
| Deductions for | |
| School debt | \$74,836.00 |
| Self-liquidating debt .. | |
| Other capital debt .. | |
| TOTAL DEDUCTIONS | 74,836.00 |
| NET DEBT | \$823,564.00 |

| | |
|------------------------------------|----------------|
| Average Assessed Valuations | |
| Real Property 1950-1951-1952 .. | \$1,247,259.00 |
| Per Cent of Net Debt | 66.02 |

CURRENT FINANCES DECEMBER 31, 1952

| | |
|-------------------------------------|---------------------|
| Cash | \$54,640.02 |
| Taxes receivable | 11,663.85 |
| Tax title liens | 7,612.37 |
| Foreclosed property | 30,065.00 |
| Accounts receivable | 18,552.48 |
| State road aid receivable | |
| Emergencies and deferred charges .. | 1,077.37 |
| TOTAL ASSETS | \$123,611.09 |

| | |
|------------------------|-------------|
| Cash liabilities | \$10,221.07 |
| Reserves | 67,893.70 |
| Surplus revenue | 45,496.32 |

| | |
|--|---------------------|
| TOTAL LIABILITIES AND SURPLUS | \$123,611.09 |
|--|---------------------|

MAHWAH TOWNSHIP—BERGEN COUNTY

Population Census, 1950—4,880

Land Area 25.7 sq. mi.

Net Valuation Taxable \$6,930,177

| EXPENDITURES AND REQUIRED PAYMENTS FOR 1952 | |
|--|---------------------|
| General Government | |
| Administrative and executive | \$19,692.76 |
| Assessment and collection of taxes | 8,451.57 |
| Finance Department | 1,450.00 |
| Protection to Persons & Property | |
| Fire | 7,400.00 |
| Police | 44,329.97 |
| Other | |
| Streets and Roads | |
| Repairs and maintenance | 44,106.67 |
| Street lighting | 5,500.00 |
| Sanitation | |
| Street cleaning | |
| Garbage and ash removal | |
| Sewers | |
| Health and Charities | |
| Health service | 8,435.70 |
| Poor (including relief) | 1,950.00 |
| Hospitals (aid and maintenance) | |
| Other | |
| Recreation | |
| Beaches and boardwalks | |
| Parks and playgrounds | 3,750.00 |
| Other | |
| Educational | |
| (Exclusive of school districts) .. | 4,025.00 |
| Unclassified Purposes | |
| (Including contingent) | 1,000.00 |
| SUB-TOTAL—Municipal functions.. | \$150,091.67 |
| Per Capita—Municipal functions | |
| Capital imp'ts and capital imp't fund | \$30.76 |
| Debt Service | \$11,880.00 |
| Debt Service | |
| Principal payments .. | |
| Interest payments .. | |
| Total | |
| Per Capita Debt Service | |
| Deferred Charges and Statutory Expenditures | |
| Emergencies | |
| Other deferred chgs. | \$8,289.54 |
| Total | 8,289.54 |
| TOTAL—Municipal expenditures ... | \$170,261.21 |
| Required Payments for Local School, County, and Special District Taxes | |
| | 245,207.83 |
| TOTAL EXPENDITURES AND REQUIRED PAYMENTS | \$415,469.04 |
| Reserve for uncollected taxes | \$46,384.64 |
| GRAND TOTAL—Budget | \$461,853.68 |
| RECEIPTS AND REVENUES REALIZED IN 1952 TO MEET EXPENDITURES AND REQUIRED PAYMENTS | |
| Surplus revenue appropriated .. | \$50,000.00 |
| Miscellaneous revenues realized .. | 55,460.33 |
| State aid revenues realized | 5,418.22 |
| Delinquent taxes including | |
| liens—1952 collections | 10,864.73 |
| Current taxes—1952 collections .. | 343,483.78 |
| Emergency borrowings | |
| TOTAL RECEIPTS AND REVENUES REALIZED | \$465,227.06 |
| CAPITAL OUTLAY—1952 | |
| Beaches and boardwalks | |
| Buildings and equipment | |
| Parks and playgrounds | |
| Sewers | |
| Streets, roads and bridges | |
| Water supply | \$14,588.55 |
| Other | |

| | |
|---|---------------------|
| Tax rate | \$5.20 |
| Local school tax rate | 2.73 |
| County tax rate | 0.81 |
| Local purpose tax rate | 1.66 |
| TAXES | |
| Local school tax ... | \$188,983.00 |
| County taxes | 56,224.83 |
| Special district taxes | |
| Local purpose levy | \$245,207.83 |
| | 114,515.74 |
| Total tax levy (tax duplicate) .. | \$359,723.57 |
| Per Capita Total Tax Levy | |
| | \$73.71 |
| Current | |
| 1952 taxes levied (total) | \$362,595.89 |
| Collected in 1952 | 343,483.78 |
| Per cent of levy collected in 1952 .. | 94.73 |
| Transferred to liens | 1.30 |
| Cancelled, abated or adjusted .. | 1,885.00 |
| Outstanding December 31, 1952 .. | \$17,225.81 |
| All Prior Years Outstanding | |
| Balance January 1, 1952 | \$11,185.46 |
| Collected in 1952 | 10,864.73 |
| Balance December 31, 1952 | \$178.90 |
| Tax Title Liens Outstanding | |
| Balance January 1, 1952 | \$5.19 |
| Redeemed by cash | |
| Balance December 31, 1952 | \$6.49 |
| Property Acquired by Deed or Foreclosure | |
| Balance January 1, 1952 | |
| Sale for cash | |
| Balance December 31, 1952 | |
| CAPITAL DEBT, DECEMBER 31, 1952 | |
| Gross Debt | |
| School debt | \$517,000.00 |
| Self-liquidating debt .. | 171,000.00 |
| Other capital debt .. | |
| TOTAL GROSS DEBT | \$688,000.00 |
| Per Capita Gross Debt | |
| | \$140.98 |
| Deductions for | |
| School debt | \$343,705.00 |
| Self-liquidating debt .. | 171,000.00 |
| Other capital debt .. | |
| TOTAL DEDUCTIONS | 514,705.00 |
| NET DEBT | \$173,292.00 |
| Average Assessed Valuations | |
| Real Property 1950-1951-1952 .. | \$5,728,462.00 |
| Per Cent of Net Debt | 3.02 |
| CURRENT FINANCES DECEMBER 31, 1952 | |
| Cash | \$136,194.83 |
| Taxes receivable | 17,404.71 |
| Tax title liens | 6.49 |
| Foreclosed property | |
| Accounts receivable | 532.73 |
| State road aid receivable | 8,000.00 |
| Emergencies and deferred charges .. | 2,380.00 |
| TOTAL ASSETS | \$164,518.76 |
| Cash liabilities | \$32,558.27 |
| Reserves | 17,943.93 |
| Surplus revenue | 114,016.56 |
| TOTAL LIABILITIES AND SURPLUS | \$164,518.76 |

MANALAPAN TOWNSHIP—MONMOUTH COUNTY

Population Census, 1950—3,137

Land Area 32.1 sq. mi.

Net Valuation Taxable \$1,565,626

| | |
|--|---------------------|
| EXPENDITURES AND REQUIRED PAYMENTS FOR 1952 | |
| General Government | |
| Administrative and executive | \$6,035.00 |
| Assessment and collection of taxes | 2,341.25 |
| Finance Department | 158.75 |
| Protection to Persons & Property | |
| Fire | 1,850.00 |
| Police | 3,275.00 |
| Other | |
| Streets and Roads | |
| Repairs and maintenance | 25,050.00 |
| Street lighting | 175.00 |
| Sanitation | |
| Street cleaning | |
| Garbage and ash removal | |
| Sewers | |
| Health and Charities | |
| Health service | 400.00 |
| Poor (including relief) | 2,750.00 |
| Hospitals (aid and maintenance) | |
| Other | |
| Recreation | |
| Beaches and boardwalks | |
| Parks and playgrounds | |
| Other | |
| Educational | |
| (Exclusive of school districts) .. | |
| Unclassified Purposes | |
| (Including contingent) | 100.00 |
| SUB-TOTAL—Municipal functions .. | \$42,135.00 |
| Per Capita—Municipal Functions | |
| Capital imp'ts and capital imp't fund | \$13.43 |
| Debt Service | |
| Principal payments | |
| Interest payments | |
| Total | |
| Per Capita Debt Service | |
| Deferred Charges and Statutory Expenditures | |
| Emergencies | |
| Other deferred chgs. | |
| Total | |
| TOTAL—Municipal expenditures .. | \$42,135.00 |
| Required Payments for Local School, County, and Special District Taxes | |
| | 116,095.26 |
| TOTAL EXPENDITURES AND REQUIRED PAYMENTS | \$158,230.26 |
| Reserve for uncollected taxes | \$29,052.90 |
| GRAND TOTAL—Budget | \$187,283.16 |
| RECEIPTS AND REVENUES REALIZED IN 1952 TO MEET EXPENDITURES AND REQUIRED PAYMENTS | |
| Surplus revenue appropriated .. | \$16,052.90 |
| Miscellaneous revenues realized .. | 20,654.71 |
| State aid revenues realized | 3,599.00 |
| Delinquent taxes including | |
| Liens—1952 collections | 19,164.21 |
| Current taxes—1952 collections .. | 107,319.40 |
| Emergency borrowings | |
| TOTAL RECEIPTS AND REVENUES REALIZED | \$166,790.22 |
| CAPITAL OUTLAY—1952 | |
| Beaches and boardwalks | |
| Buildings and equipment | |
| Parks and playgrounds | |
| Sewers | |
| Streets, roads and bridges | |
| Water supply | |
| Other | |

| | |
|---|---------------------|
| Local school tax | \$8.53 |
| Local school tax rate | 5.81 |
| County tax rate | 1.60 |
| Local purpose tax rate | 1.12 |
| TAXES | |
| Local school tax | \$90,975.63 |
| County taxes | 25,119.63 |
| Special district taxes | |
| Local purpose levy | \$116,095.26 |
| | 17,336.00 |
| Total tax levy (tax duplicate) .. | \$133,431.26 |
| Per Capita Total Tax Levy | \$42.53 |
| Current | |
| 1952 taxes levied (total) | \$133,431.26 |
| Collected in 1952 | 107,319.40 |
| Per cent of levy collected in 1952 .. | 80.43 |
| Transferred to liens | |
| Cancelled, abated or adjusted .. | |
| Outstanding December 31, 1952 .. | \$26,111.86 |
| All Prior Years Outstanding | |
| Balance January 1, 1952 | \$20,399.64 |
| Collected in 1952 | 19,164.21 |
| Balance December 31, 1952 | \$1,235.43 |
| Tax Title Liens Outstanding | |
| Balance January 1, 1952 | \$2,296.38 |
| Redeemed by cash | |
| Balance December 31, 1952 | \$2,296.38 |
| Property Acquired by Deed or Foreclosure | |
| Balance January 1, 1952 | |
| Sale for cash | |
| Balance December 31, 1952 | |
| CAPITAL DEBT, DECEMBER 31, 1952 | |
| Gross Debt | |
| School debt | \$147,454.00 |
| Self-liquidating debt | |
| Other capital debt | |
| TOTAL GROSS DEBT | \$147,454.00 |
| Per Capita Gross Debt | \$47.00 |
| Deductions for | |
| School debt | \$81,729.00 |
| Self-liquidating debt | |
| Other capital debt | |
| TOTAL DEDUCTIONS | \$81,729.00 |
| NET DEBT | \$65,725.00 |
| Average Assessed Valuations | |
| Real Property 1950-1951-1952 .. | \$1,362,158.00 |
| Per Cent of Net Debt | 4.82 |
| CURRENT FINANCES DECEMBER 31, 1952 | |
| Cash | \$60,688.10 |
| Taxes receivable | 27,347.29 |
| Tax title liens | 2,296.38 |
| Foreclosed property | |
| Accounts receivable | 1,638.62 |
| State road aid receivable | |
| Emergencies and deferred charges .. | |
| TOTAL ASSETS | \$91,970.39 |
| Cash liabilities | \$4,430.34 |
| Reserves | 31,282.29 |
| Surplus revenue | 56,257.76 |
| TOTAL LIABILITIES AND SURPLUS | \$91,970.39 |

MANASQUAN BOROUGH—MONMOUTH COUNTY

Population Census, 1950—3,178

Land Area 1.7 sq. mi.

Net Valuation Taxable \$3,950,488

| | |
|--|---------------------|
| EXPENDITURES AND REQUIRED PAYMENTS FOR 1952 | |
| General Government | |
| Administrative and executive | \$21,430.87 |
| Assessment and collection of taxes | 9,963.51 |
| Finance Department | |
| Protection to Persons & Property | |
| Fire | 9,500.00 |
| Police | 57,002.50 |
| Other | |
| Streets and Roads | |
| Repairs and maintenance | 35,538.41 |
| Street lighting | 15,093.04 |
| Sanitation | |
| Street cleaning | |
| Garbage and ash removal | 33,330.00 |
| Sewers | |
| Health and Charities | |
| Health service | 1,200.00 |
| Poor (including relief) | 750.00 |
| Hospitals (aid and maintenance) .. | |
| Other | |
| Recreation | |
| Beaches and boardwalks | 29,910.00 |
| Parks and playgrounds | 38.83 |
| Other | 800.00 |
| Educational | |
| (Exclusive of school districts) .. | 750.00 |
| Unclassified Purposes | |
| (Including contingent) | 6,727.52 |
| SUB-TOTAL—Municipal functions.. | \$222,034.68 |
| Per Capita—Municipal functions | \$69.87 |
| Capital Imp'ts and capital imp't fund | \$52,000.00 |
| Debt Service | |
| Principal payments .. | \$8,410.00 |
| Interest payments .. | 1,815.92 |
| Total | 10,225.92 |
| Per Capita Debt Service | |
| Service | \$3.22 |
| Deferred Charges and Statutory Expenditures | |
| Emergencies | |
| Other deferred chgs. .. | \$7,561.94 |
| Total | 7,561.94 |
| TOTAL—Municipal expenditures .. | \$291,822.54 |
| Required Payments for Local School, County, and Special District Taxes | |
| | 185,451.70 |
| TOTAL EXPENDITURES AND REQUIRED PAYMENTS | \$477,274.24 |
| Reserve for uncollected taxes | \$20,677.04 |
| GRAND TOTAL—Budget | \$497,951.28 |
| RECEIPTS AND REVENUES REALIZED IN 1952 TO MEET EXPENDITURES AND REQUIRED PAYMENTS | |
| Surplus revenue appropriated .. | \$80,000.00 |
| Miscellaneous revenues realized .. | 74,554.75 |
| State aid revenues realized | 6,504.75 |
| Delinquent taxes including | |
| liens—1952 collections | 14,208.31 |
| Current taxes—1952 collections .. | 333,182.87 |
| Emergency borrowings | |
| TOTAL RECEIPTS AND REVENUES REALIZED | \$508,450.68 |
| CAPITAL OUTLAY—1952 | |
| Beaches and boardwalks | |
| Buildings and equipment | |
| Parks and playgrounds | |
| Sewers | \$2,183.89 |
| Streets, roads and bridges | |
| Water supply | 2,000.00 |
| Other | |

| | |
|---|---------------------|
| Tax rate | \$8.67 |
| Local school tax rate | 3.09 |
| County tax rate | 1.60 |
| Local purpose tax rate | 3.98 |
| TAXES | |
| Local school tax .. | \$122,109.00 |
| County taxes | 63,342.70 |
| Special district taxes | |
| Local purpose levy | \$185,451.70 |
| Total tax levy (tax duplicate) .. | \$343,798.64 |
| Per Capita Total Tax Levy | \$108.18 |
| Current | |
| 1952 taxes levied (total) | \$344,424.36 |
| Collected in 1952 | 333,182.87 |
| Per cent of levy collected in 1952 ... | 96.73 |
| Transferred to liens | 789.39 |
| Cancelled, abated or adjusted | 459.51 |
| Outstanding December 31, 1952 .. | \$9,992.59 |
| All Prior Years Outstanding | |
| Balance January 1, 1952 | \$9,396.53 |
| Collected in 1952 | 9,396.53 |
| Balance December 31, 1952 | |
| Tax Title Liens Outstanding | |
| Balance January 1, 1952 | \$13,415.51 |
| Redeemed by cash | 4,811.78 |
| Balance December 31, 1952 | \$8,393.12 |
| Property Acquired by Deed or Foreclosure | |
| Balance January 1, 1952 | \$29,235.00 |
| Sale for cash | 11,225.00 |
| Balance December 31, 1952 | \$25,490.00 |
| CAPITAL DEBT, DECEMBER 31, 1952 | |
| Gross Debt | |
| School debt | \$480,000.00 |
| Self-liquidating debt .. | 196,562.00 |
| Other capital debt .. | 64,938.00 |
| TOTAL GROSS DEBT | \$741,500.00 |
| Per Capita Gross Debt | \$233.32 |
| Deductions for | |
| School debt | \$300,763.00 |
| Self-liquidating debt .. | 196,562.00 |
| Other capital debt .. | 20,113.00 |
| TOTAL DEDUCTIONS | 517,438.00 |
| NET DEBT | \$224,062.00 |
| Average Assessed Valuations | |
| Real Property 1950-1951-1952 .. | \$3,759,540.00 |
| Per Cent of Net Debt | 5.95 |
| CURRENT FINANCES DECEMBER 31, 1952 | |
| Cash | \$185,181.31 |
| Taxes receivable | 9,992.59 |
| Tax Title Liens | 9,393.12 |
| Foreclosed property | 25,490.00 |
| Accounts receivable | 30.87 |
| State road aid receivable .. | 2,000.00 |
| Emergencies and deferred charges .. | 20.00 |
| TOTAL ASSETS | \$332,107.89 |
| Cash liabilities | \$55,145.49 |
| Reserves | 44,906.58 |
| Surplus revenue | 132,055.82 |
| TOTAL LIABILITIES AND SURPLUS | \$232,107.89 |

MANCHESTER TOWNSHIP—OCEAN COUNTY

Population Census, 1950—1,758

Land Area 82.3 sq. mi.

Net Valuation Taxable \$533,873

EXPENDITURES AND REQUIRED PAYMENTS FOR 1952

| | |
|---|--------------------|
| General Government | |
| Administrative and executive | \$2,771.58 |
| Assessment and collection of taxes | 3,514.86 |
| Finance Department | |
| Protection to Persons & Property | |
| Fire | 1,150.00 |
| Police | 2,558.28 |
| Other | |
| Streets and Roads | |
| Repairs and maintenance | 9,348.37 |
| Street lighting | 479.27 |
| Sanitation | |
| Street cleaning | |
| Garbage and ash removal | |
| Sewers | |
| Health and Charities | |
| Health service | 126.48 |
| Poor (including relief) | 600.00 |
| Hospitals (aid and maintenance) | |
| Other | |
| Recreation | |
| Beaches and boardwalks | |
| Parks and playgrounds | |
| Other | |
| Educational | |
| (Exclusive of school districts) .. | |
| Unclassified Purposes | |
| (Including contingent) | |
| SUB-TOTAL—Municipal functions.. | \$20,548.84 |

| | |
|--|----------------|
| Per Capita—Municipal functions | \$11.69 |
| Capital imp'ts and capital imp't fund | |
| Debt Service | |
| Principal payments .. | |
| Interest payments .. | |
| Total | |
| Per Capita Debt Service | |
| Deferred Charges and Statutory Expenditures | |
| Emergencies | |
| Other deferred chgs. | |
| Total | |

| | |
|---|--------------------|
| TOTAL—Municipal expenditures .. | \$20,548.84 |
| Required Payments for Local School, County, and Special District Taxes | 37,476.76 |

| | |
|---|--------------------|
| TOTAL EXPENDITURES AND REQUIRED PAYMENTS | \$58,025.60 |
| Reserve for uncollected taxes | \$12,528.33 |
| GRAND TOTAL—Budget | \$70,553.93 |

RECEIPTS AND REVENUES REALIZED IN 1952 TO MEET EXPENDITURES AND REQUIRED PAYMENTS

| | |
|------------------------------------|------------|
| Surplus revenue appropriated .. | \$7,200.00 |
| Miscellaneous revenues realized .. | 22,429.60 |
| State aid revenues realized | 5,082.00 |
| Delinquent taxes including | |
| liens—1952 collections | 5,936.70 |
| Current taxes—1952 collections .. | 29,730.44 |
| Emergency borrowings | |

| | |
|---|--------------------|
| TOTAL RECEIPTS AND REVENUES REALIZED | \$70,378.74 |
|---|--------------------|

CAPITAL OUTLAY—1952

| | |
|----------------------------------|-------|
| Beaches and boardwalks | |
| Buildings and equipment | |
| Parks and playgrounds | |
| Sewers | |
| Streets, roads and bridges | |
| Water supply | |
| Other | |

| | |
|-----------------------------|---------------|
| Tax rate | \$7.34 |
| Local school tax rate | 4.90 |
| County tax rate | 2.12 |
| Local purpose tax rate | 0.32 |

TAXES

| | | |
|--|-----------------|--------------------|
| Local school tax ... | \$26,138.00 | |
| County taxes | 11,338.76 | |
| Special district taxes | | |
| Local purpose levy | 1,700.00 | \$37,476.76 |
| Total tax levy (tax duplicate) .. | | \$39,176.76 |

| | |
|--|----------------|
| Per Capita Total Tax Levy | \$22.28 |
|--|----------------|

Current

| | |
|--|-------------|
| 1952 taxes levied (total) | \$39,314.76 |
| Collected in 1952 | 29,730.44 |
| Per cent of levy collected in 1952 ... | 75.62 |
| Transferred to liens | 1,500.00 |
| Cancelled, abated or adjusted | |
| Outstanding December 31, 1952 .. | \$8,084.32 |

All Prior Years Outstanding

| | |
|---------------------------------|------------|
| Balance January 1, 1952 | \$9,859.00 |
| Collected in 1952 | 4,914.53 |
| Balance December 31, 1952 | \$5,011.97 |

Tax Title Liens Outstanding

| | |
|---------------------------------|-------------|
| Balance January 1, 1952 | \$10,443.87 |
| Redeemed by cash | 1,022.17 |
| Balance December 31, 1952 | \$10,921.70 |

Property Acquired by Deed or Foreclosure

| | |
|---------------------------------|------------|
| Balance January 1, 1952 | \$2,025.00 |
| Sale for cash | 1,048.25 |
| Balance December 31, 1952 | \$2,025.00 |

CAPITAL DEBT, DECEMBER 31, 1952

| | |
|------------------------------------|---------------------|
| Gross Debt | |
| School debt | \$115,000.00 |
| Self-liquidating debt. | |
| Other capital debt .. | |
| TOTAL GROSS DEBT | \$115,000.00 |
| Per Capita Gross Debt | \$65.42 |

Deductions for

| | |
|-------------------------------|--------------------|
| School debt | \$29,352.00 |
| Self-liquidating debt. | |
| Other capital debt .. | |
| TOTAL DEDUCTIONS | 29,352.00 |
| NET DEBT | \$85,648.00 |

Average Assessed Valuations

| | |
|--------------------------------|--------------|
| Real Property 1950-1951-1952.. | \$489,206.00 |
| Per Cent of Net Debt | 17.50 |

CURRENT FINANCES DECEMBER 31, 1952

| | |
|-------------------------------------|--------------------|
| Cash | \$33,740.69 |
| Taxes receivable | 13,096.29 |
| Tax title liens | 10,921.70 |
| Foreclosed property | 2,025.00 |
| Accounts receivable | 26.85 |
| State road aid receivable | 5.82 |
| Emergencies and deferred charges .. | 2,400.00 |
| TOTAL ASSETS | \$62,216.35 |

| | |
|------------------------|------------|
| Cash liabilities | \$1,088.05 |
| Reserves | 26,069.84 |
| Surplus revenue | 35,058.46 |

| | |
|--|--------------------|
| TOTAL LIABILITIES AND SURPLUS | \$62,216.35 |
|--|--------------------|

MANNINGTON TOWNSHIP—SALEM COUNTY

Population Census, 1950—1,686 Land Area 40.22 sq. mi. Net Valuation Taxable \$1,862,704

| | |
|--|--------------------|
| EXPENDITURES AND REQUIRED PAYMENTS FOR 1952 | |
| General Government | |
| Administrative and executive | \$6,150.00 |
| Assessment and collection of taxes | 5,250.00 |
| Finance Department | |
| Protection to Persons & Property | |
| Fire | 1,500.00 |
| Police | 900.00 |
| Other | |
| Streets and Roads | |
| Repairs and maintenance | 21,600.00 |
| Street lighting | |
| Sanitation | |
| Street cleaning | |
| Garbage and ash removal | |
| Sewers | |
| Health and Charities | |
| Health service | 1,150.00 |
| Poor (including relief) | 1,510.00 |
| Hospitals (aid and maintenance) .. | 1,000.00 |
| Other | |
| Recreation | |
| Beaches and boardwalks | |
| Parks and playgrounds | |
| Other | |
| Educational | |
| (Exclusive of school districts) .. | |
| Unclassified Purposes | |
| (Including contingent) | 300.00 |
| SUB-TOTAL—Municipal functions.. | \$39,360.00 |

| | |
|---|----------------|
| Per Capita—Municipal functions | \$23.35 |
| Capital imp'ts and capital imp't fund | \$9,000.00 |
| Debt Service | |
| Principal payments | |
| Interest payments | |
| Total | |
| Per Capita Debt Service | |
| Deferred Charges and Statutory Expenditures | |
| Emergencies | |
| Other deferred chgs. | |
| Total | |

TOTAL—Municipal expenditures ... \$48,360.00

Required Payments for Local School, County, and Special District Taxes \$6,551.69

TOTAL EXPENDITURES AND REQUIRED PAYMENTS \$134,911.69

Reserve for uncollected taxes

GRAND TOTAL—Budget \$164,025.75

RECEIPTS AND REVENUES REALIZED IN 1952 TO MEET EXPENDITURES AND REQUIRED PAYMENTS

| | |
|------------------------------------|-------------|
| Surplus revenue appropriated .. | \$26,764.19 |
| Miscellaneous revenues realized .. | 23,845.65 |
| State aid revenues realized | 18,463.00 |
| Delinquent taxes including | |
| liens—1952 collections | 16,212.14 |
| Current taxes—1952 collections .. | 75,061.21 |
| Emergency borrowings | |

TOTAL RECEIPTS AND REVENUES REALIZED \$160,349.19

CAPITAL OUTLAY—1952

| | |
|----------------------------------|-------|
| Beaches and boardwalks | |
| Buildings and equipment | |
| Parks and playgrounds | |
| Sewers | |
| Streets, roads and bridges | |
| Water supply | |
| Other | |

| | |
|------------------------------|---------------|
| Tax rate | \$5.24 |
| Local school tax rate | 3.52 |
| County tax rate | 1.13 |
| Local purpose tax rate | 0.59 |

TAXES

| | | |
|------------------------------|-------------|--|
| Local school tax ... | \$65,500.00 | |
| County taxes | 21,051.69 | |
| Special district taxes | | |

| | |
|--|--------------------|
| Local purpose levy | \$86,551.69 |
| | 10,746.87 |
| Total tax levy (tax duplicate) .. | \$97,298.56 |

Per Capita Total Tax Levy \$57.71

| | |
|--|-------------|
| Current | |
| 1952 taxes levied (total) | \$97,298.56 |
| Collected in 1952 | 75,061.21 |
| Per cent of levy collected in 1952 ... | 77.14 |
| Transferred to liens | 176.40 |
| Cancelled, abated or adjusted | 5.24 |
| Outstanding December 31, 1952 .. | \$22,055.71 |

| | |
|------------------------------------|-------------|
| All Prior Years Outstanding | |
| Balance January 1, 1952 | \$22,874.28 |
| Collected in 1952 | 16,152.00 |
| Balance December 31, 1952 | \$6,722.28 |

| | |
|------------------------------------|------------|
| Tax Title Liens Outstanding | |
| Balance January 1, 1952 | \$2,358.14 |
| Refereed by cash | 60.11 |
| Balance December 31, 1952 | \$2,474.43 |

| | |
|---|-------|
| Property Acquired by Deed or Foreclosure | |
| Balance January 1, 1952 | |
| Sale for cash | |
| Balance December 31, 1952 | |

CAPITAL DEBT, DECEMBER 31, 1952

| | |
|-----------------------------|--------------|
| Gross Debt | |
| School debt | \$209,000.00 |
| Self-liquidating debt | |
| Other capital debt | |

TOTAL GROSS DEBT \$209,000.00

| | |
|-----------------------------|------------|
| Deductions for | |
| School debt | \$9,870.00 |
| Self-liquidating debt | |
| Other capital debt | |

TOTAL DEDUCTIONS \$9,870.00

NET DEBT \$119,130.00

| | |
|------------------------------------|----------------|
| Average Assessed Valuations | |
| Real Property 1950-1951-1952 .. | \$1,497,829.00 |
| Per Cent of Net Debt | 7.95 |

CURRENT FINANCES DECEMBER 31, 1952

| | |
|-------------------------------------|-------------|
| Cash | \$73,369.46 |
| Taxes receivable | 28,629.08 |
| Tax title liens | 2,474.43 |
| Foreclosed property | |
| Accounts receivable | |
| State road aid receivable | |
| Emergencies and deferred charges .. | |

TOTAL ASSETS \$104,472.97

| | |
|------------------------|------------|
| Cash liabilities | \$2,349.32 |
| Reserves | 31,103.51 |
| Surplus revenue | 71,020.14 |

TOTAL LIABILITIES AND SURPLUS \$104,472.97

MANSFIELD TOWNSHIP—BURLINGTON COUNTY

Population Census, 1950—1,907 Land Area 22.71 sq. mi. Net Valuation Taxable \$1,057,613

| | |
|--|---------------------|
| EXPENDITURES AND REQUIRED PAYMENTS FOR 1952 | |
| General Government | |
| Administrative and executive | \$7,436.68 |
| Assessment and collection of taxes | 1,526.77 |
| Finance Department | 122.00 |
| Protection to Persons & Property | |
| Fire | 1,200.00 |
| Police | 4,959.26 |
| Other | |
| Streets and Roads | |
| Repairs and maintenance | 25,546.67 |
| Street lighting | 2,476.74 |
| Sanitation | |
| Street cleaning | |
| Garbage and ash removal | 1,625.00 |
| Sewers | |
| Health and Charities | |
| Health service | 172.80 |
| Poor (including relief) | 1,472.82 |
| Hospitals (aid and maintenance) | |
| Other | |
| Recreation | |
| Beaches and boardwalks | |
| Parks and playgrounds | |
| Other | |
| Educational (Exclusive of school districts) .. | |
| Unclassified Purposes (Including contingent) | |
| SUB-TOTAL—Municipal functions.. | \$46,538.75 |
| Per Capita—Municipal functions | |
| Capital imp'ts and capital imp't fund | \$24.40 |
| Debt Service | |
| Principal payments .. | |
| Interest payments .. | |
| Total | |
| Per Capita Debt Service | |
| Deferred Charges and Statutory Expenditures | |
| Emergencies | |
| Other deferred chgs. .. | \$8,000.00 |
| Total | \$8,000.00 |
| TOTAL—Municipal expenditures .. | \$54,538.75 |
| Required Payments for Local School, County, and Special District Taxes | |
| | 63,541.58 |
| TOTAL EXPENDITURES AND REQUIRED PAYMENTS | \$118,080.33 |
| Reserve for uncollected taxes | \$16,882.86 |
| GRAND TOTAL—Budget | \$134,963.19 |
| RECEIPTS AND REVENUES REALIZED IN 1952 TO MEET EXPENDITURES AND REQUIRED PAYMENTS | |
| Surplus revenue appropriated .. | \$28,861.86 |
| Miscellaneous revenues realized .. | 44,133.67 |
| State aid revenues realized | 5,645.75 |
| Delinquent taxes including liens—1952 collections | 13,113.22 |
| Current taxes—1952 collections.. | 50,307.18 |
| Emergency borrowings | |
| TOTAL RECEIPTS AND REVENUES REALIZED | \$142,061.68 |
| CAPITAL OUTLAY—1952 | |
| Beaches and boardwalks | |
| Buildings and equipment | |
| Parks and playgrounds | |
| Sewers | |
| Streets, roads and bridges | |
| Water supply | |
| Other | |

| | |
|---|--------------------|
| Tax rate | \$5.94 |
| Local school tax rate | 3.68 |
| County tax rate | 2.26 |
| Local purpose tax rate | |
| TAXES | |
| Local school tax ... | \$38,865.97 |
| County taxes | 23,925.61 |
| Special district taxes | 750.00 |
| | \$63,541.58 |
| Local purpose levy | |
| Total tax levy (tax duplicate) .. | \$63,541.58 |
| Per Capita Total Tax Levy | |
| | \$33.32 |
| Current | |
| 1952 taxes levied (total) | \$63,864.35 |
| Collected in 1952 | 50,307.18 |
| Per cent of levy collected in 1952 .. | 78.77 |
| Transferred to liens | |
| Cancelled, abated or adjusted | |
| Outstanding December 31, 1952 .. | \$13,557.17 |
| All Prior Years Outstanding | |
| Balance January 1, 1952 | 13,270.13 |
| Collected in 1952 | 13,113.22 |
| Balance December 31, 1952 | \$156.91 |
| Tax Title Liens Outstanding | |
| Balance January 1, 1952 | \$254.94 |
| Redeemed by cash | |
| Balance December 31, 1952 | \$254.94 |
| Property Acquired by Deed or Foreclosure | |
| Balance January 1, 1952 | |
| Sale for cash | |
| Balance December 31, 1952 | |
| CAPITAL DEBT, DECEMBER 31, 1952 | |
| Gross Debt | |
| School debt | |
| Self-liquidating debt .. | |
| Other capital debt .. | |
| TOTAL GROSS DEBT | |
| Per Capita Gross Debt | |
| | |
| Deductions for | |
| School debt | |
| Self-liquidating debt .. | |
| Other capital debt .. | |
| TOTAL DEDUCTIONS | |
| NET DEBT | |
| Average Assessed Valuations | |
| Real Property 1950-1951-1952.. | \$888,738.00 |
| Per Cent of Net Debt | |
| CURRENT FINANCES DECEMBER 31, 1952 | |
| Cash | \$72,797.16 |
| Taxes receivable | 13,714.08 |
| Tax title liens | 254.94 |
| Foreclosed property | |
| Accounts receivable | 1,075.04 |
| State road aid receivable | |
| Emergencies and deferred charges .. | 5.70 |
| TOTAL ASSETS | \$87,846.92 |
| Cash liabilities | \$14,457.00 |
| Reserves | 15,044.06 |
| Surplus revenue | 58,345.86 |
| TOTAL LIABILITIES AND SURPLUS | \$87,846.92 |

MANSFIELD TOWNSHIP—WARREN COUNTY

Population Census, 1950—1,497

Land Area 30.1 sq. mi.

Net Valuation Taxable \$1,376,141

| | |
|--|--------------------|
| EXPENDITURES AND REQUIRED PAYMENTS FOR 1952 | |
| General Government | |
| Administrative and executive | \$3,728.94 |
| Assessment and collection of taxes | 1,608.00 |
| Finance Department | 242.19 |
| Protection to Persons & Property | |
| Fire | 700.00 |
| Police | 650.93 |
| Other | |
| Streets and Roads | |
| Repairs and maintenance | 18,819.56 |
| Street lighting | |
| Sanitation | |
| Street cleaning | |
| Garbage and ash removal | |
| Sewers | |
| Health and Charities | |
| Health service | 100.00 |
| Poor (including relief) | 75.00 |
| Hospitals (aid and maintenance) | |
| Other | |
| Recreation | |
| Beaches and boardwalks | |
| Parks and playgrounds | |
| Other | |
| Educational | |
| (Exclusive of school districts) .. | |
| Unclassified Purposes | |
| (Including contingent) | 150.00 |
| SUB-TOTAL—Municipal functions.. | \$26,074.62 |
| Per Capita—Municipal functions | |
| Capital imp'ts and capital imp't fund | \$17.42 |
| Debt Service | |
| Principal payments | |
| Interest payments | |
| Total | |
| Per Capita Debt Service | |
| Deferred Charges and Statutory Expenditures | |
| Emergencies | |
| Other deferred chgs. | |
| Total | |
| TOTAL—Municipal expenditures .. | \$26,074.62 |
| Required Payments for Local School, County, and Special District Taxes | |
| | 60,960.84 |
| TOTAL EXPENDITURES AND REQUIRED PAYMENTS | \$87,035.46 |
| Reserve for uncollected taxes | \$10,459.59 |
| GRAND TOTAL—Budget | \$97,495.05 |
| RECEIPTS AND REVENUES REALIZED IN 1952 TO MEET EXPENDITURES AND REQUIRED PAYMENTS | |
| Surplus revenue appropriated .. | \$6,500.00 |
| Miscellaneous revenues realized .. | 9,783.94 |
| State aid revenues realized | 7,929.00 |
| Delinquent taxes including | |
| liens—1952 collections | 6,945.05 |
| current taxes—1952 collections .. | 59,953.42 |
| Emergency borrowings | |
| TOTAL RECEIPTS AND REVENUES REALIZED | \$91,111.41 |

CAPITAL OUTLAY—1952

| | |
|----------------------------------|-------|
| Beaches and boardwalks | |
| Buildings and equipment | |
| Parks and playgrounds | |
| Sewers | |
| Streets, roads and bridges | |
| Water supply | |
| Other | |

| | |
|------------------------------|---------------|
| Tax rate | \$5.02 |
| Local school tax rate | 3.05 |
| County tax rate | 1.38 |
| Local purpose tax rate | 0.59 |

TAXES

| | | |
|--|--------------|--------------------|
| Local school tax ... | \$42,000.00 | |
| County taxes | 18,960.84 | |
| Special district taxes | | |
| Local purpose levy | | \$60,960.84 |
| | | 8,130.59 |
| Total tax levy (tax duplicate) .. | | \$69,091.43 |

| | |
|--|----------------|
| Per Capita Total Tax Levy | \$46.15 |
|--|----------------|

| | |
|--|-------------|
| Current | |
| 1952 taxes levied (total) | \$69,477.84 |
| Collected in 1952 | 59,953.42 |
| Per cent of levy collected in 1952 ... | 86.29 |
| Transferred to liens | 46.17 |
| Cancelled, abated or adjusted .. | 416.34 |
| Outstanding December 31, 1952 .. | \$9,061.91 |

| | |
|------------------------------------|-------------|
| All Prior Years Outstanding | |
| Balance January 1, 1952 | \$32,924.91 |
| Collected in 1952 | 6,945.05 |
| Balance December 31, 1952 | \$25,919.63 |

| | |
|------------------------------------|----------|
| Tax Title Liens Outstanding | |
| Balance January 1, 1952 | \$825.62 |
| Redeemed by cash | |
| Balance December 31, 1952 | \$871.79 |

| | |
|---|-------|
| Property Acquired by Deed or Foreclosure | |
| Balance January 1, 1952 | |
| Sale for cash | |
| Balance December 31, 1952 | |

CAPITAL DEBT, DECEMBER 31, 1952

| | |
|-------------------------------|-------------------|
| Gross Debt | |
| School debt | |
| Self-liquidating debt | |
| Other capital debt .. | \$8,000.00 |
| TOTAL GROSS DEBT | \$8,000.00 |

| | |
|------------------------------------|---------------|
| Per Capita Gross Debt | \$5.34 |
|------------------------------------|---------------|

| | |
|-------------------------------|--------------|
| Deductions for | |
| School debt | |
| Self-liquidating debt | |
| Other capital debt .. | |
| TOTAL DEDUCTIONS | |

| | |
|-----------------------|-------------------|
| NET DEBT | \$8,000.00 |
|-----------------------|-------------------|

| | |
|------------------------------------|--------------|
| Average Assessed Valuations | |
| Real Property 1950-1951-1952 .. | \$999,249.00 |
| Per Cent of Net Debt | 0.80 |

CURRENT FINANCES DECEMBER 31, 1952

| | |
|-------------------------------------|--------------------|
| Cash | \$48,629.87 |
| Taxes receivable | 34,981.54 |
| Tax title liens | 871.79 |
| Foreclosed property | |
| Accounts receivable | 498.12 |
| State road aid receivable | |
| Emergencies and deferred charges .. | 1,908.21 |
| TOTAL ASSETS | \$86,889.53 |

| | |
|--|--------------------|
| Cash liabilities | \$28,239.34 |
| Reserves | 36,351.45 |
| Surplus revenue | 22,298.74 |
| TOTAL LIABILITIES AND SURPLUS | \$86,889.53 |

MANTOLOKING BOROUGH—OCEAN COUNTY

Population Census, 1950—72

Land Area 0.44 sq. mi.

Net Valuation Taxable \$2,214,806

EXPENDITURES AND REQUIRED PAYMENTS FOR 1952

| | |
|--|------------|
| General Government | |
| Administrative and executive | \$6,775.00 |
| Assessment and collection of taxes | 2,900.00 |
| Finance Department | 65.00 |

| | |
|---|-----------|
| Protection to Persons & Property | |
| Fire | 3,960.00 |
| Police | 21,000.00 |
| Other | 1,736.00 |

| | |
|-----------------------------------|----------|
| Streets and Roads | |
| Repairs and maintenance | 5,900.00 |
| Street lighting | 2,100.00 |

| | |
|-----------------------------------|----------|
| Sanitation | |
| Street cleaning | |
| Garbage and ash removal | 6,000.00 |
| Sewers | |

| | |
|---|--------|
| Health and Charities | |
| Health service | 250.00 |
| Poor (including relief) | |
| Hospitals (aid and maintenance) | 100.00 |
| Other | |

| | |
|----------------------------------|--|
| Recreation | |
| Beaches and boardwalks | |
| Parks and playgrounds | |
| Other | |

| | |
|---|----------|
| Educational | |
| (Exclusive of school districts) | |
| Unclassified Purposes | |
| (Including contingent) | 1,614.75 |

| | |
|---------------------------------------|--------------------|
| SUB-TOTAL—Municipal functions. | \$52,400.75 |
|---------------------------------------|--------------------|

| | |
|---|-----------------|
| Per Capita—Municipal functions | \$727.79 |
| Capital imp'ts and capital imp't fund | 2,345.00 |

| | |
|------------------------------|------------|
| Debt Service | |
| Principal payments | \$3,000.00 |
| Interest payments | 285.00 |

| | |
|------------------------|-----------------|
| Total | 3,285.00 |
|------------------------|-----------------|

| | |
|----------------------------------|----------------|
| Per Capita Debt | \$45.63 |
|----------------------------------|----------------|

| | |
|--|------------|
| Deferred Charges and Statutory Expenditures | |
| Emergencies | \$2,500.00 |
| Other deferred chgs. | 119.25 |

| | |
|------------------------|-----------------|
| Total | 2,619.25 |
|------------------------|-----------------|

| | |
|---|--------------------|
| TOTAL—Municipal expenditures | \$60,650.00 |
|---|--------------------|

| | |
|---|------------------|
| Required Payments for Local School, County, and Special District Taxes | 49,200.76 |
|---|------------------|

| | |
|---|---------------------|
| TOTAL EXPENDITURES AND REQUIRED PAYMENTS | \$109,850.76 |
|---|---------------------|

| | |
|---|------------|
| Reserve for uncollected taxes | \$6,000.00 |
|---|------------|

| | |
|-------------------------------------|---------------------|
| GRAND TOTAL—Budget | \$115,850.76 |
|-------------------------------------|---------------------|

| | |
|--|------------|
| RECEIPTS AND REVENUES REALIZED IN 1952 TO MEET EXPENDITURES AND REQUIRED PAYMENTS | |
| Surplus revenue appropriated | \$5,000.00 |
| Miscellaneous revenues realized | 12,177.45 |
| State aid revenues realized | 737.78 |
| Delinquent taxes including | |
| liens—1952 collections | 6,226.01 |
| current taxes—1952 collections | 90,371.64 |
| Emergency borrowings | |

| | |
|---|---------------------|
| TOTAL RECEIPTS AND REVENUES REALIZED | \$114,512.88 |
|---|---------------------|

CAPITAL OUTLAY—1952

| | |
|--------------------------------------|--|
| Beaches and boardwalks | |
| Buildings and equipment | |
| Parks and playgrounds | |
| Sewers | |
| Streets, roads and bridges | |
| Water supply | |
| Other | |

| | |
|----------------------------------|---------------|
| Tax rate | \$4.21 |
| Local school tax rate | 0.10 |
| County tax rate | 2.12 |
| Local purpose tax rate | 1.99 |

TAXES

| | |
|---|--------------------|
| Local school tax | \$2,179.93 |
| County taxes | 47,020.83 |
| Special district taxes | |
| Total | \$49,200.76 |
| Local purpose levy | 43,850.00 |
| Total tax levy (tax duplicate) | \$93,050.76 |

| | |
|--|-------------------|
| Per Capita Total Tax Levy | \$1,292.37 |
|--|-------------------|

| | |
|--|-------------|
| Current | |
| 1952 taxes levied (total) | \$95,621.74 |
| Collected in 1952 | 90,371.64 |
| Per cent of levy collected in 1952 | 94.51 |
| Transferred to liens | |
| Cancelled, abated or adjusted | |
| Outstanding December 31, 1952 | \$5,250.10 |

| | |
|-------------------------------------|------------|
| All Prior Years Outstanding | |
| Balance January 1, 1952 | \$6,573.55 |
| Collected in 1952 | 6,226.01 |
| Balance December 31, 1952 | \$347.54 |

| | |
|-------------------------------------|--|
| Tax Title Liens Outstanding | |
| Balance January 1, 1952 | |
| Redeemed by cash | |
| Balance December 31, 1952 | |

| | |
|---|--|
| Property Acquired by Deed or Foreclosure | |
| Balance January 1, 1952 | |
| Sale for cash | |
| Balance December 31, 1952 | |

CAPITAL DEBT, DECEMBER 31, 1952

| | |
|--|--------------------|
| Gross Debt | |
| School debt | |
| Self-liquidating debt | |
| Other capital debt | \$14,000.00 |
| TOTAL GROSS DEBT | \$14,000.00 |
| Per Capita Gross Debt | \$194.44 |

| | |
|-----------------------------------|--------------------|
| Deductions for | |
| School debt | |
| Self-liquidating debt | |
| Other capital debt | |
| TOTAL DEDUCTIONS | |
| NET DEBT | \$14,000.00 |

| | |
|--|----------------|
| Average Assessed Valuations | |
| Real Property 1950-1951-1952 | \$2,045,766.00 |
| Per Cent of Net Debt | 0.68 |

CURRENT FINANCES DECEMBER 31, 1952

| | |
|--|--------------------|
| Cash | \$36,180.12 |
| Taxes receivable | 5,597.64 |
| Tax title liens | |
| Foreclosed property | |
| Accounts receivable | 624.65 |
| State road aid receivable | |
| Emergencies and deferred charges | 1,000.00 |
| TOTAL ASSETS | \$43,402.41 |

| | |
|--|--------------------|
| Cash liabilities | \$17,568.04 |
| Reserves | 6,222.29 |
| Surplus revenue | 19,612.08 |
| TOTAL LIABILITIES AND SURPLUS | \$43,402.41 |

MANTUA TOWNSHIP—GLOUCESTER COUNTY

Population Census, 1950—3,548

Land Area 19.29 sq. mi.

Net Valuation Taxable \$2,299,749

| | |
|--|---------------------|
| EXPENDITURES AND REQUIRED PAYMENTS FOR 1952 | |
| General Government | |
| Administrative and executive | \$6,607.69 |
| Assessment and collection of taxes | 5,429.16 |
| Finance Department | 490.00 |
| Protection to Persons & Property | |
| Fire | 2,100.00 |
| Police | 2,603.50 |
| Other | |
| Streets and Roads | |
| Repairs and maintenance | 11,395.20 |
| Street lighting | 5,500.00 |
| Sanitation | |
| Street cleaning | |
| Garbage and ash removal | |
| Sewers | |
| Health and Charities | |
| Health service | 780.00 |
| Poor (including relief) | \$60.00 |
| Hospitals (aid and maintenance) | |
| Other | |
| Recreation | |
| Beaches and boardwalks | |
| Parks and playgrounds | |
| Other | |
| Educational | |
| (Exclusive of school districts) .. | |
| Unclassified Purposes | |
| (Including contingent) | |
| SUB-TOTAL—Municipal functions.. | \$35,765.55 |
| Per Capita—Municipal functions | \$10.08 |
| Capital imp'ts and capital imp't fund | \$5,000.00 |
| Debt Service | |
| Principal payments .. | \$5,000.00 |
| Interest payments .. | 2,860.00 |
| Total | 7,860.00 |
| Per Capita Debt Service | |
| Deferred Charges and Statutory Expenditures | \$2.22 |
| Emergencies | |
| Other deferred chgs. | \$114.02 |
| Total | 114.02 |
| TOTAL—Municipal expenditures .. | \$48,739.57 |
| Required Payments for Local School, County, and Special District Taxes | |
| | 137,852.80 |
| TOTAL EXPENDITURES AND REQUIRED PAYMENTS | \$186,592.37 |
| Reserve for uncollected taxes | \$22,755.19 |
| GRAND TOTAL—Budget | \$209,347.56 |
| RECEIPTS AND REVENUES REALIZED IN 1952 TO MEET EXPENDITURES AND REQUIRED PAYMENTS | |
| Surplus revenue appropriated .. | \$4,700.00 |
| Miscellaneous revenues realized .. | 28,806.67 |
| State aid revenues realized | 7,106.00 |
| Delinquent taxes including | |
| Hens—1952 collections | 14,902.74 |
| Current taxes—1952 collections.. | 146,383.85 |
| Emergency borrowings | |
| TOTAL RECEIPTS AND REVENUES REALIZED | \$201,899.26 |
| CAPITAL OUTLAY—1952 | |
| Beaches and boardwalks | |
| Buildings and equipment | |
| Parks and playgrounds | |
| Sewers | |
| Streets, roads and bridges | |
| Water supply | |
| Other | |

| | |
|---|---------------------|
| Tax rate | \$7.10 |
| Local school tax rate | 4.97 |
| County tax rate | 1.02 |
| Local purpose tax rate | 1.11 |
| TAXES | |
| Local school tax ... | \$114,300.00 |
| County taxes | 23,552.80 |
| Special district taxes | |
| Local purpose levy | \$137,852.80 |
| | 25,720.00 |
| Total tax levy (tax duplicate) .. | \$163,572.80 |
| Per Capita Total Tax Levy | \$46.10 |
| Current | |
| 1952 taxes levied (total) | \$165,396.88 |
| Collected in 1952 | 146,383.85 |
| Per cent of levy collected in 1952 ... | \$8.50 |
| Transferred to liens | |
| Cancelled, abated or adjusted .. | 142.00 |
| Outstanding December 31, 1952 .. | \$18,871.03 |
| All Prior Years Outstanding | |
| Balance January 1, 1952 | \$17,312.58 |
| Collected in 1952 | 14,646.76 |
| Balance December 31, 1952 | \$2,665.82 |
| Tax Title Liens Outstanding | |
| Balance January 1, 1952 | \$4,186.86 |
| Redeemed by cash | 255.98 |
| Balance December 31, 1952 | \$2,675.64 |
| Property Acquired by Deed or Foreclosure | |
| Balance January 1, 1952 | \$38,546.41 |
| Sale for cash | 2,789.31 |
| Balance December 31, 1952 | \$35,757.10 |
| CAPITAL DEBT, DECEMBER 31, 1952 | |
| Gross Debt | |
| School debt | |
| Self-liquidating debt .. | |
| Other capital debt .. | \$69,000.00 |
| TOTAL GROSS DEBT | \$69,000.00 |
| Per Capita Gross Debt | \$19.45 |
| Deductions for | |
| School debt | |
| Self-liquidating debt .. | |
| Other capital debt .. | |
| TOTAL DEDUCTIONS | |
| NET DEBT | \$69,000.00 |
| Average Assessed Valuations | |
| Real Property 1950-1951-1952 .. | \$2,083,909.00 |
| Per Cent of Net Debt | 3.31 |
| CURRENT FINANCES DECEMBER 31, 1952 | |
| Cash | \$138,276.08 |
| Taxes receivable | 21,536.85 |
| Tax title liens | 2,675.64 |
| Foreclosed property | 35,757.10 |
| Accounts receivable | 0.50 |
| State road aid receivable | |
| Emergencies and deferred charges .. | 2.00 |
| TOTAL ASSETS | \$198,248.17 |
| Cash liabilities | \$12,923.33 |
| Reserves | 59,970.09 |
| Surplus revenue | 125,354.75 |
| TOTAL LIABILITIES AND SURPLUS | \$198,248.17 |

MANVILLE BOROUGH—SOMERSET COUNTY

Population Census, 1950—8,597

Land Area 2.5 sq. mi.

Net Valuation Taxable \$5,791,919

EXPENDITURES AND REQUIRED PAYMENTS FOR 1952

| | |
|---|---------------------|
| General Government | |
| Administrative and executive | \$24,687.00 |
| Assessment and collection of taxes | 24,400.00 |
| Finance Department | 1,050.00 |
| Protection to Persons & Property | |
| Fire | 13,550.00 |
| Police | 52,275.00 |
| Other | |
| Streets and Roads | |
| Repairs and maintenance | 46,425.00 |
| Street lighting | 10,000.00 |
| Sanitation | |
| Street cleaning | 2,487.50 |
| Garbage and ash removal | 14,605.00 |
| Sewers | 21,475.00 |
| Health and Charities | |
| Health service | 6,806.50 |
| Poor (including relief) | 3,239.00 |
| Hospitals (aid and maintenance) .. | 300.00 |
| Other | |
| Recreation | |
| Beaches and boardwalks | |
| Parks and playgrounds | 5,450.00 |
| Other | |
| Educational | |
| (Exclusive of school districts) .. | 625.00 |
| Unclassified Purposes | |
| (Including contingent) | 1,000.00 |
| SUB-TOTAL—Municipal functions.. | \$228,375.00 |

| | |
|---|------------------|
| Per Capita—Municipal functions | \$26.56 |
| Capital imp'ts and capital imp't fund | \$1,000.00 |
| Debt Service | |
| Principal payments .. | \$40,900.00 |
| Interest payments .. | 5,842.30 |
| Total | 46,742.30 |

| | |
|--|-----------------|
| Per Capita Debt Service | \$5.44 |
| Deferred Charges and Statutory Expenditures | |
| Emergencies | \$3,600.00 |
| Other deferred chgs. | 2,271.79 |
| Total | 5,871.79 |

TOTAL—Municipal expenditures ... \$281,989.09

| | |
|---|-------------------|
| Required Payments for Local School, County, and Special District Taxes | 297,873.40 |
|---|-------------------|

TOTAL EXPENDITURES AND REQUIRED PAYMENTS \$579,862.49

Reserve for uncollected taxes \$37,774.78

GRAND TOTAL—Budget \$617,637.27

RECEIPTS AND REVENUES REALIZED IN 1952 TO MEET EXPENDITURES AND REQUIRED PAYMENTS

| | |
|------------------------------------|-------------|
| Surplus revenue appropriated .. | \$65,000.00 |
| Miscellaneous revenues realized .. | 75,748.16 |
| State aid revenues realized | 5,889.00 |
| Delinquent taxes including | |
| liens—1952 collections | 22,735.95 |
| Current taxes—1952 collections .. | 444,695.26 |
| Emergency borrowings | |

TOTAL RECEIPTS AND REVENUES REALIZED \$614,068.37

CAPITAL OUTLAY—1952

| | |
|----------------------------------|-------------|
| Beaches and boardwalks | |
| Buildings and equipment | \$12,914.60 |
| Parks and playgrounds | |
| Sewers | 132,572.24 |
| Streets, roads and bridges | 6,072.31 |
| Water supply | 608.32 |
| Other | |

| | |
|------------------------------|---------------|
| Tax rate | \$8.14 |
| Local school tax rate | 4.20 |
| County tax rate | 0.94 |
| Local purpose tax rate | 3.00 |

TAXES

| | | |
|--|---------------------|--|
| Local school tax ... | \$243,338.68 | |
| County taxes | 54,534.72 | |
| Special district taxes | | |
| Local purpose levy | 174,374.87 | |
| Total tax levy (tax duplicate) .. | \$472,248.27 | |

Per Capita Total Tax Levy \$54.93

| | |
|--|--------------------|
| Current | |
| 1952 taxes levied (total) | \$472,835.29 |
| Collected in 1952 | 444,695.26 |
| Per cent of levy collected in 1952 ... | 94.04 |
| Transferred to liens | 3,268.14 |
| Cancelled, abated or adjusted | 8.14 |
| Outstanding December 31, 1952 .. | \$24,863.75 |

| | |
|------------------------------------|--------------------|
| All Prior Years Outstanding | |
| Balance January 1, 1952 | \$49,486.17 |
| Collected in 1952 | 22,356.61 |
| Balance December 31, 1952 | \$27,129.56 |

| | |
|------------------------------------|--------------------|
| Tax Title Liens Outstanding | |
| Balance January 1, 1952 | \$30,396.78 |
| Redeemed by cash | 379.34 |
| Balance December 31, 1952 | \$33,285.58 |

| | |
|---|--------------------|
| Property Acquired by Deed or Foreclosure | |
| Balance January 1, 1952 | \$116,126.66 |
| Sale for cash | 22,576.28 |
| Balance December 31, 1952 | \$93,550.38 |

CAPITAL DEBT, DECEMBER 31, 1952

| | |
|--------------------------|-------------|
| Gross Debt | |
| School debt | \$24,500.00 |
| Self-liquidating debt .. | 331,000.00 |
| Other capital debt .. | 404,750.00 |

TOTAL GROSS DEBT \$760,250.00
Per Capita Gross Debt \$88.43

| | |
|--------------------------|-------------|
| Deductions for | |
| School debt | \$24,500.00 |
| Self-liquidating debt .. | 331,000.00 |
| Other capital debt .. | 16,215.00 |

TOTAL DEDUCTIONS 371,715.00

NET DEBT \$388,535.00

| | |
|------------------------------------|----------------|
| Average Assessed Valuations | |
| Real Property 1950-1951-1952 .. | \$4,175,689.00 |
| Per Cent of Net Debt | 9.30 |

CURRENT FINANCES DECEMBER 31, 1952

| | |
|-------------------------------------|--------------|
| Cash | \$132,095.74 |
| Taxes receivable | 51,993.31 |
| Tax title liens | 33,285.58 |
| Foreclosed property | 93,550.38 |
| Accounts receivable | 2,721.85 |
| State road aid receivable .. | 8,450.51 |
| Emergencies and deferred charges .. | |

TOTAL ASSETS \$322,097.37

| | |
|------------------------|-------------|
| Cash liabilities | \$19,826.53 |
| Reserves | 181,551.12 |
| Surplus revenue | 120,719.72 |

TOTAL LIABILITIES AND SURPLUS \$322,097.37

MAPLE SHADE TOWNSHIP—BURLINGTON COUNTY

Population Census, 1950—6,560

Land Area 3.72 sq. mi.

Net Valuation Taxable \$3,249,278

| | |
|--|---------------------|
| EXPENDITURES AND REQUIRED PAYMENTS FOR 1952 | |
| General Government | |
| Administrative and executive | \$18,600.00 |
| Assessment and collection of taxes | 18,041.45 |
| Finance Department | 1,000.00 |
| Protection to Persons & Property | |
| Fire | 14,450.00 |
| Police | 29,938.55 |
| Other | |
| Streets and Roads | |
| Repairs and maintenance | 37,395.00 |
| Street lighting | 9,050.00 |
| Sanitation | |
| Street cleaning | |
| Garbage and ash removal | 4,525.00 |
| Sewers | |
| Health and Charities | |
| Health service | 2,205.00 |
| Poor (including relief) | 2,700.00 |
| Hospitals (aid and maintenance) | |
| Other | |
| Recreation | |
| Benches and boardwalks | |
| Parks and playgrounds | 1,000.00 |
| Other | |
| Educational | |
| (Exclusive of school districts) .. | 415.00 |
| Unclassified Purposes | |
| (Including contingent) | 900.00 |
| SUB-TOTAL—Municipal functions.. | \$140,220.00 |
| Per Capita—Municipal functions | \$21.38 |
| Capital imp'ts and capital imp't fund | \$8,500.00 |
| Debt Service | |
| Principal payments .. | \$26,000.00 |
| Interest payments .. | 14,395.00 |
| Total | 40,395.00 |
| Per Capita Debt Service | |
| Service | \$6.21 |
| Deferred Charges and Statutory Expenditures | |
| Emergencies | |
| Other deferred chgs. .. | \$4,000.00 |
| Total | 4,000.00 |
| TOTAL—Municipal expenditures .. | \$193,115.00 |
| Required Payments for Local School, County, and Special District Taxes | |
| | 272,064.07 |
| TOTAL EXPENDITURES AND REQUIRED PAYMENTS | \$465,179.07 |
| Reserve for uncollected taxes | \$38,743.00 |
| GRAND TOTAL—Budget | \$503,922.07 |
| RECEIPTS AND REVENUES REALIZED IN 1952 TO MEET EXPENDITURES AND REQUIRED PAYMENTS | |
| Surplus revenue appropriated .. | \$45,000.00 |
| Miscellaneous revenues realized .. | 87,710.94 |
| State aid revenues realized | 13,658.00 |
| Delinquent taxes including | |
| liens—1952 collections | 33,249.80 |
| current taxes—1952 collections.. | 326,145.41 |
| Emergency borrowings | |
| TOTAL RECEIPTS AND REVENUES REALIZED | \$505,764.15 |

CAPITAL OUTLAY—1952

| | |
|----------------------------------|-------------|
| Beaches and boardwalks | |
| Buildings and equipment | \$16,541.87 |
| Parks and playgrounds | |
| Sewers | 7,487.58 |
| Streets, roads and bridges | 6,271.16 |
| Water supply | 19,658.57 |
| Other | |

| | |
|------------------------------|----------------|
| Tax rate | \$10.90 |
| Local school tax rate | 6.12 |
| County tax rate | 2.25 |
| Local purpose tax rate | 2.53 |

TAXES

| | | |
|--|--------------|---------------------|
| Local school tax ... | \$199,000.00 | |
| County taxes | 73,064.07 | |
| Special district taxes | | |
| Local purpose levy | | \$272,064.07 |
| | | 81,600.00 |
| Total tax levy (tax duplicate) .. | | \$353,664.07 |

Per Capita Total Tax Levy **\$53.91**

| | |
|--|--------------|
| Current | |
| 1952 taxes levied (total) | \$368,853.11 |
| Collected in 1952 | 326,145.41 |
| Per cent of levy collected in 1952 ... | 88.42 |
| Transferred to liens | 3,500.00 |
| Cancelled, abated or adjusted .. | |
| Outstanding December 31, 1952 .. | \$39,207.70 |

| | |
|------------------------------------|-------------|
| All Prior Years Outstanding | |
| Balance January 1, 1952 | \$38,321.37 |
| Collected in 1952 | 26,369.70 |
| Balance December 31, 1952 | \$11,951.67 |

| | |
|------------------------------------|-------------|
| Tax Title Liens Outstanding | |
| Balance January 1, 1952 | \$60,666.27 |
| Redeemed by cash | 6,880.10 |
| Balance December 31, 1952 | \$57,286.17 |

| | |
|---|-------------|
| Property Acquired by Deed or Foreclosure | |
| Balance January 1, 1952 | \$59,740.66 |
| Sale for cash | 26,335.20 |
| Balance December 31, 1952 | \$33,172.00 |

CAPITAL DEBT, DECEMBER 31, 1952

| | |
|--------------------------|-------------|
| Gross Debt | |
| School debt | \$87,000.00 |
| Self-liquidating debt .. | 241,500.00 |
| Other capital debt .. | 336,921.00 |

TOTAL GROSS DEBT **\$665,421.00**
Per Capita Gross Debt **\$101.44**

| | |
|--------------------------|-------------|
| Deductions for | |
| School debt | \$87,000.00 |
| Self-liquidating debt .. | 241,500.00 |
| Other capital debt .. | |

TOTAL DEDUCTIONS **328,500.00**
NET DEBT **\$336,921.00**

| | |
|------------------------------------|----------------|
| Average Assessed Valuations | |
| Real Property 1950-1951-1952.. | \$2,932,693.00 |
| Per Cent of Net Debt | 11.48 |

CURRENT FINANCES DECEMBER 31, 1952

| | |
|-------------------------------------|--------------|
| Cash | \$138,354.30 |
| Taxes receivable | 51,159.37 |
| Tax title liens | 57,286.17 |
| Foreclosed property | 33,172.00 |
| Accounts receivable | 34,157.27 |
| State road aid receivable .. | 9,612.68 |
| Emergencies and deferred charges .. | |

TOTAL ASSETS **\$323,741.79**

| | |
|------------------------|-------------|
| Cash liabilities | \$29,549.96 |
| Reserves | 175,774.81 |
| Surplus revenue | 118,417.02 |

TOTAL LIABILITIES AND SURPLUS **\$323,741.79**

MAPLEWOOD TOWNSHIP—ESSEX COUNTY

Population Census, 1950—25,201

Land Area 4.0 sq. mi.

Net Valuation Taxable \$48,626,523

EXPENDITURES AND REQUIRED PAYMENTS FOR 1952

| | |
|---|---------------------|
| General Government | |
| Administrative and executive | \$132,659.93 |
| Assessment and collection of taxes | 34,644.85 |
| Finance Department | 2,214.41 |
| Protection to Persons & Property | |
| Fire | 152,887.47 |
| Police | 243,670.84 |
| Other | 37,181.61 |
| Streets and Roads | |
| Repairs and maintenance | 41,217.91 |
| Street lighting | 37,390.77 |
| Sanitation | |
| Street cleaning | 12,200.59 |
| Garbage and ash removal | |
| Sewers | 36,453.82 |
| Health and Charities | |
| Health service | 19,403.93 |
| Poor (including relief) | 3,186.95 |
| Hospitals (aid and maintenance) .. | 11,500.00 |
| Other | |
| Recreation | |
| Beaches and boardwalks | |
| Parks and playgrounds | 42,388.75 |
| Other | 16,240.00 |
| Educational | |
| (Exclusive of school districts) .. | 51,746.00 |
| Unclassified Purposes | |
| (Including contingent) | 62,723.66 |
| SUB-TOTAL—Municipal functions.. | \$937,711.49 |

| | |
|---|----------------|
| Per Capita—Municipal functions | \$37.21 |
| Capital imp'ts and capital imp't fund | \$4,407.64 |
| Debt Service | |
| Principal payments .. | \$80,000.00 |
| Interest payments .. | 38,895.75 |

| | |
|--------------------------------------|---------------|
| Total | 118,895.75 |
| Per Capita Debt Service | \$4.72 |

| | |
|--|-----------------------|
| Deferred Charges and Statutory Expenditures | |
| Emergencies | \$2,498.00 |
| Other deferred chgs. | 94,764.22 |
| Total | 97,262.22 |
| TOTAL—Municipal expenditures .. | \$1,158,277.10 |

| | |
|---|---------------------|
| Required Payments for Local School, County, and Special District Taxes | 1,696,625.02 |
|---|---------------------|

TOTAL EXPENDITURES AND REQUIRED PAYMENTS

| | |
|--|-----------------------|
| Reserve for uncollected taxes | \$160,754.89 |
| GRAND TOTAL—Budget | \$3,015,657.01 |

RECEIPTS AND REVENUES REALIZED IN 1952 TO MEET EXPENDITURES AND REQUIRED PAYMENTS

| | |
|------------------------------------|--------------|
| Surplus revenue appropriated .. | \$168,300.00 |
| Miscellaneous revenues realized .. | 211,147.19 |
| State aid revenues realized | 15,603.00 |
| Delinquent taxes including | |
| liens—1952 collections | 53,079.09 |
| Current taxes—1952 collections.. | 2,622,929.32 |
| Emergency borrowings | |

| | |
|---|-----------------------|
| TOTAL RECEIPTS AND REVENUES REALIZED | \$3,071,058.60 |
|---|-----------------------|

CAPITAL OUTLAY—1952

| | |
|----------------------------------|-------------|
| Beaches and boardwalks | |
| Buildings and equipment | |
| Parks and playgrounds | \$20,608.55 |
| Sewers | |
| Streets, roads and bridges | 14,391.37 |
| Water supply | |
| Other | 15,907.80 |

| | |
|------------------------------|---------------|
| Tax rate | \$5.40 |
| Local school tax rate | 2.45 |
| County tax rate | 1.04 |
| Local purpose tax rate | 2.00 |

TAXES

| | | |
|--|----------------|-----------------------|
| Local school tax ... | \$1,189,467.70 | |
| County taxes | 507,157.32 | |
| Special district taxes | | |
| Local purpose levy | | \$1,696,625.02 |
| | | 975,898.22 |
| Total tax levy (tax duplicate) .. | | \$2,672,523.24 |

| | |
|--|-----------------|
| Per Capita Total Tax Levy | \$106.05 |
|--|-----------------|

| | |
|--|----------------|
| Current | |
| 1952 taxes levied (total) | \$2,680,633.68 |
| Collected in 1952 | 2,622,929.32 |
| Per cent of levy collected in 1952 ... | 97.84 |
| Transferred to liens | |
| Cancelled, abated or adjusted | 11,821.45 |
| Outstanding December 31, 1952 .. | \$45,882.91 |

| | |
|------------------------------------|-------------|
| All Prior Years Outstanding | |
| Balance January 1, 1952 | \$55,927.90 |
| Collected in 1952 | 53,079.09 |
| Balance December 31, 1952 | \$2,204.85 |

| | |
|------------------------------------|----------|
| Tax Title Liens Outstanding | |
| Balance January 1, 1952 | \$436.53 |
| Redeemed by cash | |
| Balance December 31, 1952 | \$436.53 |

| | |
|---|-------------|
| Property Acquired by Deed or Foreclosure | |
| Balance January 1, 1952 | \$30,501.00 |
| Sale for cash | 6,500.00 |
| Balance December 31, 1952 | \$27,851.00 |

CAPITAL DEBT, DECEMBER 31, 1952

| | |
|--------------------------|--------------|
| Gross Debt | |
| School debt | \$866,143.00 |
| Self-liquidating debt .. | |
| Other capital debt .. | 1,043,092.00 |

| | |
|------------------------------------|-----------------------|
| TOTAL GROSS DEBT | \$1,909,235.00 |
| Per Capita Gross Debt | \$75.76 |

| | |
|--------------------------|--------------|
| Deductions for | |
| School debt | \$866,143.00 |
| Self-liquidating debt .. | |
| Other capital debt .. | 15,000.00 |

| | |
|-------------------------------|-----------------------|
| TOTAL DEDUCTIONS | 881,143.00 |
| NET DEBT | \$1,028,092.00 |

| | |
|------------------------------------|-----------------|
| Average Assessed Valuations | |
| Real Property 1950-1951-1952.. | \$43,086,313.00 |
| Per Cent of Net Debt | 2.38 |

CURRENT FINANCES DECEMBER 31, 1952

| | |
|-------------------------------------|---------------------|
| Cash | \$419,333.23 |
| Taxes receivable | 48,087.76 |
| Tax title liens | 436.53 |
| Foreclosed property | 27,851.00 |
| Accounts receivable | 1,623.40 |
| State road aid receivable | |
| Emergencies and deferred charges .. | 10,800.00 |
| TOTAL ASSETS | \$508,131.98 |

| | |
|------------------------|-------------|
| Cash liabilities | \$27,673.01 |
| Reserves | 77,998.69 |
| Surplus revenue | 402,460.28 |

| | |
|--|---------------------|
| TOTAL LIABILITIES AND SURPLUS | \$508,131.98 |
|--|---------------------|

MARGATE CITY—CITY—ATLANTIC COUNTY

Population Census, 1950—4,715 Land Area 1.49 sq. mi. Net Valuation Taxable \$6,835,596

| | |
|--|---------------------|
| EXPENDITURES AND REQUIRED PAYMENTS FOR 1952 | |
| General Government | |
| Administrative and executive | \$57,615.00 |
| Assessment and collection of taxes | 18,950.00 |
| Finance Department | |
| Protection to Persons & Property | |
| Fire | 51,767.80 |
| Police | 83,250.00 |
| Other | |
| Streets and Roads | |
| Repairs and maintenance | 74,450.00 |
| Street lighting | 22,650.00 |
| Sanitation | |
| Street cleaning | |
| Garbage and ash removal | 29,450.00 |
| Sewers | 79,279.70 |
| Health and Charities | |
| Health service | 1,275.00 |
| Poor (including relief) | 1,150.00 |
| Hospitals (aid and maintenance) .. | 3,500.00 |
| Other | 3,407.20 |
| Recreation | |
| Beaches and boardwalks | |
| Parks and playgrounds | 3,475.00 |
| Other | |
| Educational | |
| (Exclusive of school districts) .. | |
| Unclassified Purposes | |
| (Including contingent) | 11,125.00 |
| SUB-TOTAL—Municipal functions.. | \$441,844.70 |

| | |
|--|-------------------|
| Per Capita—Municipal functions | \$93.60 |
| Capital imp'ts and capital imp't fund | \$72,961.12 |
| Debt Service | |
| Principal payments .. | \$83,000.00 |
| Interest payments .. | 74,959.00 |
| Total | 157,959.00 |
| Per Capita Debt Service | \$33.50 |
| Deferred Charges and Statutory Expenditures | |
| Emergencies | \$86,664.41 |
| Other deferred chgs. | 10,387.00 |
| Total | 97,051.41 |

| | |
|---|---------------------|
| TOTAL—Municipal expenditures ... | \$769,316.23 |
| Required Payments for Local School, County, and Special District Taxes | 318,461.82 |

| | |
|---|-----------------------|
| TOTAL EXPENDITURES AND REQUIRED PAYMENTS | \$1,087,778.05 |
| Reserve for uncollected taxes | \$107,413.43 |
| GRAND TOTAL—Budget | \$1,195,191.48 |

| | |
|--|-----------------------|
| RECEIPTS AND REVENUES REALIZED IN 1952 TO MEET EXPENDITURES AND REQUIRED PAYMENTS | |
| Surplus revenue appropriated .. | \$161,000.00 |
| Miscellaneous revenues realized. | 107,832.61 |
| State aid revenues realized | 10,463.00 |
| Delinquent taxes including | |
| liens—1952 collections | 104,380.81 |
| Current taxes—1952 collections.. | 812,169.99 |
| Emergency borrowings | |
| TOTAL RECEIPTS AND REVENUES REALIZED | \$1,195,846.41 |

| | |
|----------------------------------|--------------|
| CAPITAL OUTLAY—1952 | |
| Beaches and boardwalks | |
| Buildings and equipment | \$110,305.00 |
| Parks and playgrounds | 3,500.00 |
| Sewers | |
| Streets, roads and bridges | 9,695.00 |
| Water supply | |
| Other | |

| | |
|------------------------------|----------------|
| Tax rate | \$12.54 |
| Local school tax rate | 2.94 |
| County tax rate | 1.72 |
| Local purpose tax rate | 7.88 |

| | |
|--|---------------------|
| TAXES | |
| Local school tax ... | \$200,996.61 |
| County taxes | 117,465.21 |
| Special district taxes | |
| Local purpose levy | \$318,461.82 |
| Total tax levy (tax duplicate) .. | \$856,772.66 |

| | |
|--|-----------------|
| Per Capita Total Tax Levy | \$181.71 |
| Current | |
| 1952 taxes levied (total) | \$873,871.36 |
| Collected in 1952 | 812,169.99 |
| Per cent of levy collected in 1952 .. | 92.93 |
| Transferred to liens | 13,558.09 |
| Cancelled, abated or adjusted .. | 3,257.27 |
| Outstanding December 31, 1952 .. | \$44,886.01 |

| | |
|------------------------------------|-------------|
| All Prior Years Outstanding | |
| Balance January 1, 1952 | \$45,885.93 |
| Collected in 1952 | 38,549.62 |
| Balance December 31, 1952 | \$4,318.30 |

| | |
|------------------------------------|--------------|
| Tax Title Liens Outstanding | |
| Balance January 1, 1952 | \$315,749.28 |
| Redeemed by cash | 65,831.19 |
| Balance December 31, 1952 | \$231,917.04 |

| | |
|---|--------------|
| Property Acquired by Deed or Foreclosure | |
| Balance January 1, 1952 | \$170,445.00 |
| Sale for cash | 14,965.00 |
| Balance December 31, 1952 | \$166,585.00 |

| | |
|--|-----------------------|
| CAPITAL DEBT, DECEMBER 31, 1952 | |
| Gross Debt | |
| School debt | \$422,000.00 |
| Self-liquidating debt. | |
| Other capital debt .. | 2,393,000.00 |
| TOTAL GROSS DEBT | \$2,815,000.00 |
| Per Capita Gross Debt | \$597.03 |

| | |
|-------------------------------|-----------------------|
| Deductions for | |
| School debt | \$382,490.00 |
| Self-liquidating debt. | |
| Other capital debt .. | 7,000.00 |
| TOTAL DEDUCTIONS | 389,490.00 |
| NET DEBT | \$2,425,510.00 |

| | |
|------------------------------------|----------------|
| Average Assessed Valuations | |
| Real Property 1950-1951-1952 .. | \$6,374,832.00 |
| Per Cent of Net Debt | 38.04 |

| | |
|---|---------------------|
| CURRENT FINANCES DECEMBER 31, 1952 | |
| Cash | \$383,888.34 |
| Taxes receivable | 49,204.31 |
| Tax title liens | 231,917.04 |
| Foreclosed property | 166,835.04 |
| Accounts receivable | 74,341.92 |
| State road aid receivable | 893.66 |
| Emergencies and deferred charges .. | 81,015.82 |
| TOTAL ASSETS | \$987,846.09 |

| | |
|--|---------------------|
| Cash liabilities | \$138,929.44 |
| Reserves | 522,048.27 |
| Surplus revenue | 326,868.38 |
| TOTAL LIABILITIES AND SURPLUS | \$987,846.09 |

MARLBORO TOWNSHIP—MONMOUTH COUNTY

Population Census, 1950—6,359

Land Area 30.2 sq. mi.

Net Valuation Taxable \$1,875,780

EXPENDITURES AND REQUIRED PAYMENTS FOR 1952

| | |
|--|--------------------|
| General Government | |
| Administrative and executive | \$6,435.24 |
| Assessment and collection of taxes | 3,704.10 |
| Finance Department | 660.00 |
| Protection to Persons & Property | |
| Fire | 3,000.00 |
| Police | 3,345.00 |
| Other | |
| Streets and Roads | |
| Repairs and maintenance | 31,505.50 |
| Street lighting | 1,600.00 |
| Sanitation | |
| Street cleaning | |
| Garbage and ash removal | |
| Sewers | |
| Health and Charities | |
| Health service | 2,580.66 |
| Poor (including relief) | 1,694.50 |
| Hospitals (aid and maintenance) | |
| Other | |
| Recreation | |
| Beaches and boardwalks | |
| Parks and playgrounds | |
| Other | |
| Educational (Exclusive of school districts) .. | |
| Unclassified Purposes (Including contingent) | 300.00 |
| SUB-TOTAL—Municipal functions.. | \$54,825.00 |

| | |
|---|---------------|
| Per Capita—Municipal functions | \$8.62 |
| Capital imp'ts and capital imp't fund | \$500.00 |
| Debt Service | |
| Principal payments .. | |
| Interest payments .. | |

| | |
|--|------------|
| Total | |
| Per Capita Debt Service | |
| Deferred Charges and Statutory Expenditures | |
| Emergencies | \$5,000.00 |
| Other deferred chgs. | 12,825.00 |

| | |
|--|--------------------|
| Total | 17,825.00 |
| TOTAL—Municipal expenditures .. | \$73,150.00 |

| | |
|---|-------------------|
| Required Payments for Local School, County, and Special District Taxes | 136,301.05 |
|---|-------------------|

| | |
|---|---------------------|
| TOTAL EXPENDITURES AND REQUIRED PAYMENTS | \$209,451.05 |
| Reserve for uncollected taxes | \$43,715.37 |
| GRAND TOTAL—Budget | \$253,166.42 |

| | |
|--|---------------------|
| RECEIPTS AND REVENUES REALIZED IN 1952 TO MEET EXPENDITURES AND REQUIRED PAYMENTS | |
| Surplus revenue appropriated | \$43,825.00 |
| Miscellaneous revenues realized | 33,805.90 |
| State aid revenues realized | 4,800.00 |
| Delinquent taxes including | |
| liens—1952 collections | 26,081.95 |
| Current taxes—1952 collections .. | 134,920.28 |
| Emergency borrowings | |
| TOTAL RECEIPTS AND REVENUES REALIZED | \$243,433.13 |

CAPITAL OUTLAY—1952

| | |
|----------------------------------|-------|
| Beaches and boardwalks | |
| Buildings and equipment | |
| Parks and playgrounds | |
| Sewers | |
| Streets, roads and bridges | |
| Water supply | |
| Other | |

| | |
|------------------------------|---------------|
| Tax rate | \$9.01 |
| Local school tax rate | 5.67 |
| County tax rate | 1.60 |
| Local purpose tax rate | 1.74 |

TAXES

| | | |
|--|----------------|---------------------|
| Local school tax ... | \$106,345.68 | |
| County taxes | 29,955.37 | |
| Special district taxes | | |
| Local purpose levy | | \$136,301.05 |
| Total tax levy (tax duplicate) .. | | \$168,841.42 |
| Per Capita Total Tax Levy | \$26.55 | |

| | |
|--|--------------|
| Current | |
| 1952 taxes levied (total) | \$169,048.96 |
| Collected in 1952 | 134,920.28 |
| Per cent of levy collected in 1952 ... | 79.81 |
| Transferred to liens | 1,342.80 |
| Cancelled, abated or adjusted | 625.50 |
| Outstanding December 31, 1952 .. | \$32,160.38 |

| | |
|------------------------------------|-------------|
| All Prior Years Outstanding | |
| Balance January 1, 1952 | \$37,740.02 |
| Collected in 1952 | 25,132.08 |
| Balance December 31, 1952 | \$10,958.76 |

| | |
|------------------------------------|-------------|
| Tax Title Liens Outstanding | |
| Balance January 1, 1952 | \$12,521.76 |
| Redeemed by cash | 949.87 |
| Balance December 31, 1952 | \$12,914.69 |

| | |
|---|-------|
| Property Acquired by Deed or Foreclosure | |
| Balance January 1, 1952 | |
| Sale for cash | |
| Balance December 31, 1952 | |

CAPITAL DEBT, DECEMBER 31, 1952

| | |
|------------------------------------|---------------------|
| Gross Debt | |
| School debt | \$110,000.00 |
| Self-liquidating debt. | |
| Other capital debt .. | |
| TOTAL GROSS DEBT | \$110,000.00 |
| Per Capita Gross Debt | \$17.30 |

| | |
|-------------------------------|-------------------|
| Deductions for | |
| School debt | \$102,852.00 |
| Self-liquidating debt. | |
| Other capital debt .. | |
| TOTAL DEDUCTIONS | 102,852.00 |

| | |
|-----------------------|-------------------|
| NET DEBT | \$7,148.00 |
|-----------------------|-------------------|

| | |
|------------------------------------|----------------|
| Average Assessed Valuations | |
| Real Property 1950-1951-1952.. | \$1,714,208.00 |
| Per Cent of Net Debt | 0.41 |

CURRENT FINANCES DECEMBER 31, 1952

| | |
|-------------------------------------|---------------------|
| Cash | \$106,555.86 |
| Taxes receivable | 43,119.14 |
| Tax title liens | 12,914.69 |
| Foreclosed property | |
| Accounts receivable | 1,170.17 |
| State road aid receivable | |
| Emergencies and deferred charges .. | 5,000.00 |
| TOTAL ASSETS | \$168,759.86 |

| | |
|--|---------------------|
| Cash liabilities | \$9,678.65 |
| Reserves | 57,204.00 |
| Surplus revenue | 101,877.21 |
| TOTAL LIABILITIES AND SURPLUS | \$168,759.86 |

MATAWAN BOROUGH—MONMOUTH COUNTY

Population Census, 1950—3,739

Land Area 0.7 sq. mi.

Net Valuation Taxable \$2,778,783

| | |
|--|-------------|
| EXPENDITURES AND REQUIRED PAYMENTS FOR 1952 | |
| General Government | |
| Administrative and executive | \$13,200.00 |
| Assessment and collection of taxes | 4,275.00 |
| Finance Department | 1,210.00 |

| | |
|---|-----------|
| Protection to Persons & Property | |
| Fire | 5,850.00 |
| Police | 22,075.00 |
| Other | |

| | |
|-------------------------------|-----------|
| Streets and Roads | |
| Repairs and maintenance | 15,440.00 |
| Street lighting | 6,100.00 |

| | |
|-------------------------------|----------|
| Sanitation | |
| Street cleaning | |
| Garbage and ash removal | 5,550.00 |
| Sewers | |

| | |
|---------------------------------------|----------|
| Health and Charities | |
| Health service | 3,345.00 |
| Poor (including relief) | 75.00 |
| Hospitals (aid and maintenance) | |
| Other | 100.00 |

| | |
|------------------------------|--------|
| Recreation | |
| Beaches and boardwalks | |
| Parks and playgrounds | 900.00 |
| Other | |

| | |
|------------------------------------|----------|
| Educational | |
| (Exclusive of school districts) .. | 3,000.00 |

| | |
|------------------------------|----------|
| Unclassified Purposes | |
| (Including contingent) | 1,281.00 |

| | |
|--|--------------------|
| SUB-TOTAL—Municipal functions.. | \$82,401.00 |
|--|--------------------|

| | |
|---|----------------|
| Per Capita—Municipal functions | \$22.04 |
|---|----------------|

| | |
|---|------------|
| Capital imp'ts and capital imp't fund | \$3,623.75 |
|---|------------|

| | |
|-----------------------|-------------|
| Debt Service | |
| Principal payments .. | \$11,500.00 |
| Interest payments .. | 2,208.75 |

| | |
|--------------------|------------------|
| Total | 13,708.75 |
|--------------------|------------------|

| | |
|--------------------------------------|---------------|
| Per Capita Debt Service | \$3.67 |
|--------------------------------------|---------------|

| | |
|--|------------|
| Deferred Charges and Statutory Expenditures | |
| Emergencies | \$1,100.00 |
| Other deferred chgs. | 750.00 |

| | |
|--------------------|-----------------|
| Total | 1,850.00 |
|--------------------|-----------------|

| | |
|---|---------------------|
| TOTAL—Municipal expenditures ... | \$101,583.50 |
|---|---------------------|

| | |
|---|-------------------|
| Required Payments for Local School, County, and Special District Taxes | |
| | 173,390.62 |

| | |
|---|---------------------|
| TOTAL EXPENDITURES AND REQUIRED PAYMENTS | \$274,974.12 |
|---|---------------------|

| | |
|-------------------------------------|-------------|
| Reserve for uncollected taxes | \$28,337.06 |
|-------------------------------------|-------------|

| | |
|---------------------------------|---------------------|
| GRAND TOTAL—Budget | \$303,011.18 |
|---------------------------------|---------------------|

| | |
|--|-------------|
| RECEIPTS AND REVENUES REALIZED IN 1952 TO MEET EXPENDITURES AND REQUIRED PAYMENTS | |
| Surplus revenue appropriated .. | \$25,000.00 |
| Miscellaneous revenues realized .. | 36,846.75 |
| State aid revenues realized | 5,141.00 |

| | |
|-----------------------------------|------------|
| Delinquent taxes including | |
| liens—1952 collections | 11,643.43 |
| Current taxes—1952 collections .. | 219,351.72 |
| Emergency borrowings | |

| | |
|---|---------------------|
| TOTAL RECEIPTS AND REVENUES REALIZED | \$207,982.00 |
|---|---------------------|

CAPITAL OUTLAY—1952

| | |
|----------------------------------|-------|
| Beaches and boardwalks | |
| Buildings and equipment | |
| Parks and playgrounds | |
| Sewers | |
| Streets, roads and bridges | |
| Water supply | |
| Other | |

| | |
|------------------------------|---------------|
| Tax rate | \$8.24 |
| Local school tax rate | 4.67 |
| County tax rate | 1.57 |
| Local purpose tax rate | 2.00 |

TAXES

| | | |
|------------------------------|--------------|--|
| Local school tax ... | \$129,871.65 | |
| County taxes | 43,518.97 | |
| Special district taxes | | |

| | |
|---------------------------------|---------------------|
| Local purpose levy | \$173,390.62 |
| | 58,315.81 |

| | |
|--|---------------------|
| Total tax levy (tax duplicate) .. | \$231,706.43 |
|--|---------------------|

| | |
|--|----------------|
| Per Capita Total Tax Levy | \$61.97 |
|--|----------------|

| | |
|--|--------------|
| Current | |
| 1952 taxes levied (total) | \$233,252.78 |
| Collected in 1952 | 219,351.72 |
| Per cent of levy collected in 1952 ... | 94.04 |
| Transferred to liens | 762.52 |
| Cancelled, abated or adjusted .. | 679.65 |
| Outstanding December 31, 1952 .. | \$12,458.89 |

| | |
|------------------------------------|-------------|
| All Prior Years Outstanding | |
| Balance January 1, 1952 | \$13,522.20 |
| Collected in 1952 | 10,670.90 |
| Balance December 31, 1952 | \$2,523.49 |

| | |
|------------------------------------|-------------|
| Tax Title Liens Outstanding | |
| Balance January 1, 1952 | \$10,850.84 |
| Redeemed by cash | 972.53 |
| Balance December 31, 1952 | \$7,935.10 |

| | |
|---|------------|
| Property Acquired by Deed or Foreclosure | |
| Balance January 1, 1952 | \$1,390.00 |
| Sale for cash | 627.80 |
| Balance December 31, 1952 | \$3,460.00 |

CAPITAL DEBT, DECEMBER 31, 1952

| | |
|-----------------------------|--------------|
| Gross Debt | |
| School debt | \$133,102.00 |
| Self-liquidating debt. | 16,000.00 |
| Other capital debt .. | 42,000.00 |

| | |
|-------------------------------|---------------------|
| TOTAL GROSS DEBT | \$191,102.00 |
|-------------------------------|---------------------|

| | |
|------------------------------------|----------------|
| Per Capita Gross Debt | \$51.11 |
|------------------------------------|----------------|

| | |
|-----------------------------|--------------|
| Deductions for | |
| School debt | \$133,102.00 |
| Self-liquidating debt. | 16,000.00 |
| Other capital debt .. | |

| | |
|-------------------------------|-------------------|
| TOTAL DEDUCTIONS | 149,102.00 |
|-------------------------------|-------------------|

| | |
|-----------------------|--------------------|
| NET DEBT | \$42,000.00 |
|-----------------------|--------------------|

| | |
|------------------------------------|----------------|
| Average Assessed Valuations | |
| Real Property 1950-1951-1952 .. | \$2,644,095.00 |
| Per Cent of Net Debt | 1.58 |

CURRENT FINANCES DECEMBER 31, 1952

| | |
|-------------------------------------|--------------|
| Cash | \$100,606.51 |
| Taxes receivable | 14,982.38 |
| Tax title liens | 7,935.10 |
| Foreclosed property | 3,460.00 |
| Accounts receivable | 312.69 |
| State road aid receivable | 7,334.21 |
| Emergencies and deferred charges .. | |

| | |
|---------------------------|---------------------|
| TOTAL ASSETS | \$134,630.89 |
|---------------------------|---------------------|

| | |
|------------------------|-------------|
| Cash liabilities | \$22,166.75 |
| Reserves | 26,690.17 |
| Surplus revenue | 85,773.97 |

| | |
|--|---------------------|
| TOTAL LIABILITIES AND SURPLUS | \$134,630.89 |
|--|---------------------|

MATAWAN TOWNSHIP—MONMOUTH COUNTY

Population Census, 1950—3,888

Land Area 7.0 sq. mi.

Net Valuation Taxable \$2,517,593

EXPENDITURES AND REQUIRED PAYMENTS FOR 1952

| | |
|---|---------------------|
| General Government | |
| Administrative and executive | \$12,206.75 |
| Assessment and collection of taxes | 7,477.62 |
| Finance Department | 875.00 |
| Protection to Persons & Property | |
| Fire | 2,250.00 |
| Police | 23,399.18 |
| Other | |
| Streets and Roads | |
| Repairs and maintenance | 25,954.61 |
| Street lighting | 5,504.18 |
| Sanitation | |
| Street cleaning | |
| Garbage and ash removal | 7,117.66 |
| Sewers | |
| Health and Charities | |
| Health service | 5,300.00 |
| Poor (including relief) | 2,600.00 |
| Hospitals (aid and maintenance) | |
| Other | |
| Recreation | |
| Beaches and boardwalks | |
| Parks and playgrounds | |
| Other | |
| Educational | |
| (Exclusive of school districts) .. | 1,650.00 |
| Unclassified Purposes | |
| (Including contingent) | 7,500.00 |
| SUB-TOTAL—Municipal functions.. | \$101,835.00 |

| | |
|--|------------------|
| Per Capita—Municipal functions | \$26.19 |
| Capital imp'ts and capital imp't fund | \$3,000.00 |
| Debt Service | |
| Principal payments | \$13,000.00 |
| Interest payments | 2,061.00 |
| Total | 15,061.00 |
| Per Capita Debt Service | \$3.87 |
| Deferred Charges and Statutory Expenditures | |
| Emergencies | |
| Other deferred chgs. | \$386.26 |
| Total | 386.26 |

| | |
|---|---------------------|
| TOTAL—Municipal expenditures .. | \$120,282.26 |
| Required Payments for Local School, County, and Special District Taxes | 156,677.72 |

| | |
|---|---------------------|
| TOTAL EXPENDITURES AND REQUIRED PAYMENTS | \$276,959.98 |
| Reserve for uncollected taxes | \$55,473.30 |
| GRAND TOTAL—Budget | \$332,433.28 |

| | |
|--|---------------------|
| RECEIPTS AND REVENUES REALIZED IN 1952 TO MEET EXPENDITURES AND REQUIRED PAYMENTS | |
| Surplus revenue appropriated | \$31,000.00 |
| Miscellaneous revenues realized | 39,124.37 |
| State aid revenues realized | 3,456.00 |
| Delinquent taxes including | |
| Liens—1952 collections | 37,256.24 |
| Current taxes—1952 collections .. | 197,924.96 |
| Emergency borrowings | |
| TOTAL RECEIPTS AND REVENUES REALIZED | \$308,761.57 |

CAPITAL OUTLAY—1952

| | |
|----------------------------------|------------|
| Beaches and boardwalks | |
| Buildings and equipment | |
| Parks and playgrounds | |
| Sewers | |
| Streets, roads and bridges | \$5,013.74 |
| Water supply | |
| Other | |

| | |
|------------------------------|---------------|
| Tax rate | \$0.79 |
| Local school tax rate | 4.67 |
| County tax rate | 1.55 |
| Local purpose tax rate | 3.57 |

TAXES

| | | |
|--|--------------|---------------------|
| Local school tax ... | \$117,664.45 | |
| County taxes | 39,013.27 | |
| Special district taxes | | |
| Local purpose levy | | \$156,677.72 |
| | | 86,649.56 |
| Total tax levy (tax duplicate) .. | | \$246,327.28 |

| | |
|--|----------------|
| Per Capita Total Tax Levy | \$63.36 |
|--|----------------|

| | |
|--|--------------|
| Current | |
| 1952 taxes levied (total) | \$249,464.87 |
| Collected in 1952 | 197,924.96 |
| Per cent of levy collected in 1952 ... | 79.33 |
| Transferred to liens | 2,775.49 |
| Cancelled, abated or adjusted | 3,129.29 |
| Outstanding December 31, 1952 .. | \$45,635.13 |

| | |
|------------------------------------|-------------|
| All Prior Years Outstanding | |
| Balance January 1, 1952 | \$55,507.96 |
| Collected in 1952 | 31,598.46 |
| Balance December 31, 1952 | \$23,909.50 |

| | |
|------------------------------------|-------------|
| Tax Title Liens Outstanding | |
| Balance January 1, 1952 | \$40,828.91 |
| Redeemed by cash | 5,657.78 |
| Balance December 31, 1952 | \$37,946.62 |

| | |
|---|-------------|
| Property Acquired by Deed or Foreclosure | |
| Balance January 1, 1952 | \$24,864.29 |
| Sale for cash | |
| Balance December 31, 1952 | \$24,864.29 |

CAPITAL DEBT, DECEMBER 31, 1952

| | |
|------------------------------------|---------------------|
| Gross Debt | |
| School debt | \$107,388.00 |
| Self-liquidating debt | 75,000.00 |
| Other capital debt .. | 96,000.00 |
| TOTAL GROSS DEBT | \$278,388.00 |
| Per Capita Gross Debt | \$71.60 |

| | |
|-------------------------------|---------------------|
| Deductions for | |
| School debt | \$107,388.00 |
| Self-liquidating debt .. | 27,902.00 |
| Other capital debt .. | |
| TOTAL DEDUCTIONS | 135,290.00 |
| NET DEBT | \$143,098.00 |

| | |
|------------------------------------|----------------|
| Average Assessed Valuations | |
| Real Property 1950-1951-1952 .. | \$2,301,423.00 |
| Per Cent of Net Debt | 6.21 |

CURRENT FINANCES DECEMBER 31, 1952

| | |
|-------------------------------------|---------------------|
| Cash | \$100,272.69 |
| Taxes receivable | 69,544.63 |
| Tax title liens | 37,946.62 |
| Foreclosed property | 24,864.29 |
| Accounts receivable | 187.88 |
| State road aid receivable | |
| Emergencies and deferred charges .. | 6,000.00 |
| TOTAL ASSETS | \$238,816.11 |

| | |
|------------------------|-------------|
| Cash liabilities | \$12,569.24 |
| Reserves | 132,543.42 |
| Surplus revenue | 93,703.45 |

| | |
|--|---------------------|
| TOTAL LIABILITIES AND SURPLUS | \$238,816.11 |
|--|---------------------|

MAURICE RIVER TOWNSHIP—CUMBERLAND COUNTY

Population Census, 1950—2,834 Land Area 94.7 sq. mi. Net Valuation Taxable \$1,275,643

| | |
|--|---------------------|
| EXPENDITURES AND RE- QUIRED PAYMENTS FOR 1952 | |
| General Government | |
| Administrative and executive | \$5,093.58 |
| Assessment and collection of taxes | 2,875.00 |
| Finance Department | 462.50 |
| Protection for Persons & Property | |
| Fire | 2,000.00 |
| Police | 2,300.00 |
| Other | |
| Streets and Roads | |
| Repairs and maintenance | 24,565.81 |
| Street lighting | 4,593.06 |
| Sanitation | |
| Street cleaning | |
| Garbage and ash removal | |
| Sewers | |
| Health and Charities | |
| Health service | 711.00 |
| Poor (including relief) | 1,026.55 |
| Hospitals (aid and maintenance) | |
| Other | |
| Recreation | |
| Benches and boardwalks | |
| Parks and playgrounds | |
| Other | |
| Educational | |
| (Exclusive of school districts) .. | |
| Unclassified Purposes | |
| (Including contingent) | 50.00 |
| SUB-TOTAL—Municipal functions.. | \$43,677.50 |
| Per Capita—Municipal functions | |
| Capital imp'ts and capital imp't fund | \$15.41 |
| Debt Service | \$3,450.00 |
| Principal payments | |
| Interest payments .. | \$168.23 |
| Total | 168.23 |
| Per Capita Debt Service | |
| Deferred Charges and Statutory Expenditures | \$0.06 |
| Emergencies | |
| Other deferred chgs. | \$900.00 |
| Total | 900.00 |
| TOTAL—Municipal expenditures .. | \$48,195.73 |
| Required Payments for Local School, County, and Special District Taxes | |
| | 99,940.55 |
| TOTAL EXPENDITURES AND REQUIRED PAYMENTS | \$148,136.28 |
| Reserve for uncollected taxes | \$22,412.60 |
| GRAND TOTAL—Budget | \$170,548.88 |
| RECEIPTS AND REVENUES REALIZED IN 1952 TO MEET EXPENDITURES AND REQUIRED PAYMENTS | |
| Surplus revenue appropriated .. | \$7,936.10 |
| Miscellaneous revenues realized .. | 23,683.06 |
| State aid revenues realized | 16,437.00 |
| Delinquent taxes including | |
| liens—1952 collections | 15,466.38 |
| Current taxes—1952 collections .. | 96,110.08 |
| Emergency borrowings | |
| TOTAL RECEIPTS AND REVENUES REALIZED | \$150,632.62 |

CAPITAL OUTLAY—1952

| | |
|----------------------------------|-------|
| Beaches and boardwalks | |
| Buildings and equipment | |
| Parks and playgrounds | |
| Sewers | |
| Streets, roads and bridges | |
| Water supply | |
| Other | |

| | |
|------------------------------|--------|
| Tax rate | \$9.21 |
| Local school tax rate | 6.47 |
| County tax rate | 1.37 |
| Local purpose tax rate | 1.37 |

TAXES

| | | |
|--|-------------|---------------------|
| Local school tax ... | \$82,495.07 | |
| County taxes | 17,445.48 | |
| Special district taxes | | |
| Local purpose levy | | \$99,940.55 |
| | | 17,592.00 |
| Total tax levy (tax duplicate) .. | | \$117,532.55 |

Per Capita Total Tax Levy **\$41.47**

| | |
|--|--------------|
| Current | |
| 1952 taxes levied (total) | \$117,846.32 |
| Collected in 1952 | 96,110.08 |
| Per cent of levy collected in 1952 ... | 81.55 |
| Transferred to liens | 1,206.51 |
| Cancelled, abated or adjusted | 1,271.94 |
| Outstanding December 31, 1952 .. | \$19,257.79 |

| | |
|------------------------------------|-------------|
| All Prior Years Outstanding | |
| Balance January 1, 1952 | \$16,038.75 |
| Collected in 1952 | 14,852.18 |
| Balance December 31, 1952 | \$455.37 |

| | |
|------------------------------------|-------------|
| Tax Title Liens Outstanding | |
| Balance January 1, 1952 | \$10,674.49 |
| Redeemed by cash | 584.20 |
| Balance December 31, 1952 | \$12,030.71 |

| | |
|---|----------|
| Property Acquired by Deed or Foreclosure | |
| Balance January 1, 1952 | \$560.00 |
| Sale for cash | |
| Balance December 31, 1952 | \$560.00 |

CAPITAL DEBT, DECEMBER 31, 1952

| | |
|-----------------------------|------------|
| Gross Debt | |
| School debt | |
| Self-liquidating debt | |
| Other capital debt .. | \$7,676.00 |

TOTAL GROSS DEBT **\$7,676.00**

Per Capita Gross Debt **\$2.71**

| | |
|-----------------------------|-------|
| Deductions for | |
| School debt | |
| Self-liquidating debt | |
| Other capital debt .. | |

TOTAL DEDUCTIONS **.....**

NET DEBT **\$7,676.00**

| | |
|------------------------------------|----------------|
| Average Assessed Valuations | |
| Real Property 1950-1951-1952 .. | \$1,022,361.00 |
| Per Cent of Net Debt | 0.75 |

CURRENT FINANCES DECEMBER 31, 1952

| | |
|-------------------------------------|-------------|
| Cash | \$42,839.60 |
| Taxes receivable | 19,713.16 |
| Tax title liens | 12,030.71 |
| Foreclosed property | 560.00 |
| Accounts receivable | 294.45 |
| State road aid receivable | |
| Emergencies and deferred charges .. | 3,300.00 |

TOTAL ASSETS **\$78,737.92**

| | |
|------------------------|------------|
| Cash liabilities | \$2,779.00 |
| Reserves | 32,598.32 |
| Surplus revenue | 43,360.60 |

TOTAL LIABILITIES AND SURPLUS **\$78,737.92**

MAYWOOD BOROUGH—BERGEN COUNTY

Population Census, 1950—8,667

Land Area 1.3 sq. mi.

Net Valuation Taxable \$10,922,732

EXPENDITURES AND REQUIRED PAYMENTS FOR 1952

| | |
|---|---------------------|
| General Government | |
| Administrative and executive | \$44,345.00 |
| Assessment and collection of taxes | 28,725.00 |
| Finance Department | |
| Protection to Persons & Property | |
| Fire | 20,750.00 |
| Police | 66,945.00 |
| Other | 1,510.67 |
| Streets and Roads | |
| Repairs and maintenance | 27,400.00 |
| Street lighting | 10,300.00 |
| Sanitation | |
| Street cleaning | |
| Garbage and ash removal | 49,500.00 |
| Sewers | 39,118.30 |
| Health and Charities | |
| Health service | 4,900.00 |
| Poor (including relief) | 755.00 |
| Hospitals (aid and maintenance) | |
| Other | |
| Recreation | |
| Benches and boardwalks | |
| Parks and playgrounds | 4,300.00 |
| Other | 5,500.00 |
| Educational | |
| (Exclusive of school districts) | |
| Unclassified Purposes | |
| (Including contingent) | 16,600.00 |
| SUB-TOTAL—Municipal functions.. | \$320,648.97 |

| | |
|---|----------------|
| Per Capita—Municipal functions | \$37.00 |
| Capital imp'ts and capital imp't fund | \$11,070.00 |
| Debt Service | |
| Principal payments | \$64,280.00 |
| Interest payments | 20,477.00 |

| | |
|--|---------------|
| Total | 84,757.00 |
| Per Capita Debt Service | \$9.78 |
| Deferred Charges and Statutory Expenditures | |
| Emergencies | |
| Other deferred chgs. | |

| | |
|---|---------------------|
| Total | |
| TOTAL—Municipal expenditures | \$416,475.97 |

| | |
|---|-------------------|
| Required Payments for Local School, County, and Special District Taxes | 399,295.32 |
|---|-------------------|

| | |
|---|---------------------|
| TOTAL EXPENDITURES AND REQUIRED PAYMENTS | \$815,771.29 |
|---|---------------------|

| | |
|---|---------------------|
| Reserve for uncollected taxes | \$70,358.00 |
| GRAND TOTAL—Budget | \$886,129.29 |

RECEIPTS AND REVENUES REALIZED IN 1952 TO MEET EXPENDITURES AND REQUIRED PAYMENTS

| | |
|---|---------------------|
| Surplus revenue appropriated | \$82,855.57 |
| Miscellaneous revenues realized | 104,693.29 |
| State aid revenues realized | 5,012.00 |
| Delinquent taxes including | |
| Liens—1952 collections | 30,493.33 |
| Current taxes—1952 collections | 666,825.09 |
| Emergency borrowings | |
| TOTAL RECEIPTS AND REVENUES REALIZED | \$889,879.28 |

CAPITAL OUTLAY—1952

| | |
|--------------------------------------|-------------|
| Beaches and boardwalks | |
| Buildings and equipment | \$11,120.47 |
| Parks and playgrounds | |
| Sewers | |
| Streets, roads and bridges | 8,833.24 |
| Water supply | |
| Other | 524.36 |

| | |
|----------------------------------|---------------|
| Tax rate | \$6.22 |
| Local school tax rate | 2.94 |
| County tax rate | 0.71 |
| Local purpose tax rate | 2.57 |

TAXES

| | | |
|---|--------------|---------------------|
| Local school tax | \$321,598.03 | |
| County taxes | 77,697.29 | |
| Special district taxes | | |
| Local purpose levy | | \$399,295.32 |
| | | 280,003.67 |
| Total tax levy (tax duplicate) | | \$679,298.99 |

| | |
|--|----------------|
| Per Capita Total Tax Levy | \$78.38 |
|--|----------------|

| | |
|--|--------------|
| Current | |
| 1952 taxes levied (total) | \$691,499.18 |
| Collected in 1952 | 666,825.09 |
| Per cent of levy collected in 1952 | 96.43 |
| Transferred to liens | 440.55 |
| Cancelled, abated or adjusted | 3,789.68 |
| Outstanding December 31, 1952 | \$20,443.86 |

| | |
|-------------------------------------|-------------|
| All Prior Years Outstanding | |
| Balance January 1, 1952 | \$18,182.03 |
| Collected in 1952 | 15,119.47 |
| Balance December 31, 1952 | \$2,070.55 |

| | |
|-------------------------------------|-------------|
| Tax Title Liens Outstanding | |
| Balance January 1, 1952 | \$12,615.16 |
| Redeemed by cash | 5,848.86 |
| Balance December 31, 1952 | \$7,043.41 |

| | |
|---|-------------|
| Property Acquired by Deed or Foreclosure | |
| Balance January 1, 1952 | \$21,797.00 |
| Sale for cash | 9,525.00 |
| Balance December 31, 1952 | \$16,302.00 |

CAPITAL DEBT, DECEMBER 31, 1952

| | |
|---------------------------------|--------------|
| Gross Debt | |
| School debt | \$351,000.00 |
| Self-liquidating debt | |
| Other capital debt | 754,445.00 |

| | |
|--|-----------------------|
| TOTAL GROSS DEBT | \$1,105,445.00 |
| Per Capita Gross Debt | \$127.55 |

| | |
|---------------------------------|--------------|
| Deductions for | |
| School debt | \$351,000.00 |
| Self-liquidating debt | |
| Other capital debt | 93,640.00 |

| | |
|-----------------------------------|---------------------|
| TOTAL DEDUCTIONS | 444,640.00 |
| NET DEBT | \$660,805.00 |

| | |
|--|----------------|
| Average Assessed Valuations | |
| Real Property 1950-1951-1952 | \$9,314,993.00 |
| Per Cent of Net Debt | 7.09 |

CURRENT FINANCES DECEMBER 31, 1952

| | |
|--|--------------|
| Cash | \$107,206.08 |
| Taxes receivable | 22,514.41 |
| Tax title liens | 7,043.41 |
| Foreclosed property | 16,302.00 |
| Accounts receivable | 507.33 |
| State road aid receivable | |
| Emergencies and deferred charges | 21,741.43 |

| | |
|-------------------------------|---------------------|
| TOTAL ASSETS | \$175,314.66 |
|-------------------------------|---------------------|

| | |
|----------------------------|-------------|
| Cash liabilities | \$33,598.87 |
| Reserves | 46,367.15 |
| Surplus revenue | 95,348.64 |

| | |
|--|---------------------|
| TOTAL LIABILITIES AND SURPLUS | \$175,314.66 |
|--|---------------------|

MEDFORD TOWNSHIP—BURLINGTON COUNTY

Population Census, 1950—2,836 Land Area 40.3 sq. mi. Net Valuation Taxable \$2,084,170

| | | | |
|--|---------------------|--|---------------------|
| EXPENDITURES AND REQUIRED PAYMENTS FOR 1952 | | Tax rate | \$6.78 |
| | | Local school tax rate | 3.62 |
| | | County tax rate | 2.24 |
| | | Local purpose tax rate | 0.92 |
| General Government | | | |
| Administrative and executive | \$5,000.00 | | |
| Assessment and collection of taxes | 3,380.00 | | |
| Finance Department | 825.00 | | |
| Protection to Persons & Property | | | |
| Fire | 4,275.00 | Local school tax ... | \$75,456.40 |
| Police | 3,106.57 | County taxes | 46,739.25 |
| Other | | Special district taxes | |
| Streets and Roads | | | |
| Repairs and maintenance | 22,000.00 | Local purpose levy | \$122,195.65 |
| Street lighting | 3,211.54 | | 18,785.89 |
| Sanitation | | | |
| Street cleaning | | Total tax levy (tax duplicate) .. | \$140,981.54 |
| Garbage and ash removal | 3,800.00 | | |
| Sewers | 100.00 | | |
| Health and Charities | | | |
| Health service | 350.00 | | |
| Poor (including relief) | 980.00 | | |
| Hospitals (aid and maintenance) .. | | | |
| Other | | | |
| Recreation | | | |
| Beaches and boardwalks | | | |
| Parks and playgrounds | | | |
| Other | | | |
| Educational | | | |
| (Exclusive of school districts) .. | | | |
| Unclassified Purposes | | | |
| (Including contingent) | 3,000.00 | | |
| SUB-TOTAL—Municipal functions.. | \$55,028.11 | | |
| Per Capita—Municipal functions | | | |
| | \$19.40 | | |
| Capital imp'ts and capital imp't fund | \$500.00 | | |
| Debt Service | | | |
| Principal payments .. | | | |
| Interest payments .. | | | |
| Total | | | |
| Per Capita Debt Service | | | |
| | | | |
| Deferred Charges and Statutory Expenditures | | | |
| Emergencies | | | |
| Other deferred chgs. .. | \$1,137.70 | | |
| Total | 1,137.70 | | |
| TOTAL—Municipal expenditures .. | \$56,665.81 | | |
| Required Payments for Local School, County, and Special District Taxes | | | |
| | 122,195.65 | | |
| TOTAL EXPENDITURES AND REQUIRED PAYMENTS | \$178,861.46 | | |
| Reserve for uncollected taxes | \$19,311.59 | | |
| GRAND TOTAL—Budget | \$198,173.05 | | |
| RECEIPTS AND REVENUES REALIZED IN 1952 TO MEET EXPENDITURES AND REQUIRED PAYMENTS | | | |
| Surplus revenue appropriated .. | \$16,000.00 | | |
| Miscellaneous revenues realized .. | 28,785.80 | | |
| State aid revenues realized | 4,811.44 | | |
| Delinquent taxes including | | | |
| liens—1952 collections | 15,041.99 | | |
| Current taxes—1952 collections .. | 127,157.36 | | |
| Emergency borrowings | | | |
| TOTAL RECEIPTS AND REVENUES REALIZED | \$191,796.59 | | |
| CAPITAL OUTLAY—1952 | | | |
| Beaches and boardwalks | | | |
| Buildings and equipment | \$10,774.96 | | |
| Parks and playgrounds | | | |
| Sewers | | | |
| Streets, roads and bridges | | | |
| Water supply | | | |
| Other | | | |
| Current | | | |
| 1952 taxes levied (total) | | 1952 taxes levied (total) | \$143,868.45 |
| Collected in 1952 | | Collected in 1952 | 127,157.36 |
| Per cent of levy collected in 1952 ... | 88.38 | Per cent of levy collected in 1952 ... | 88.38 |
| Transferred to liens | 488.20 | Transferred to liens | 488.20 |
| Cancelled, abated or adjusted .. | 262.73 | Cancelled, abated or adjusted .. | 262.73 |
| Outstanding December 31, 1952 .. | \$15,960.16 | Outstanding December 31, 1952 .. | \$15,960.16 |
| All Prior Years Outstanding | | | |
| Balance January 1, 1952 | \$15,812.66 | Balance January 1, 1952 | \$15,812.66 |
| Collected in 1952 | 14,837.26 | Collected in 1952 | 14,837.26 |
| Balance December 31, 1952 | \$804.24 | Balance December 31, 1952 | \$804.24 |
| Tax Title Liens Outstanding | | | |
| Balance January 1, 1952 | \$2,538.01 | Balance January 1, 1952 | \$2,538.01 |
| Redeemed by cash | 204.73 | Redeemed by cash | 204.73 |
| Balance December 31, 1952 | \$1,463.59 | Balance December 31, 1952 | \$1,463.59 |
| Property Acquired by Deed or Foreclosure | | | |
| Balance January 1, 1952 | \$1,000.00 | Balance January 1, 1952 | \$1,000.00 |
| Sale for cash | | Sale for cash | |
| Balance December 31, 1952 | \$3,775.00 | Balance December 31, 1952 | \$3,775.00 |
| CAPITAL DEBT, DECEMBER 31, 1952 | | | |
| Gross Debt | | | |
| School debt | \$122,000.00 | School debt | \$122,000.00 |
| Self-liquidating debt .. | | Self-liquidating debt .. | |
| Other capital debt .. | 12,500.00 | Other capital debt .. | 12,500.00 |
| TOTAL GROSS DEBT | \$134,500.00 | TOTAL GROSS DEBT | \$134,500.00 |
| Per Capita Gross Debt | | | |
| | \$47.43 | | \$47.43 |
| Deductions for | | | |
| School debt | \$108,606.00 | School debt | \$108,606.00 |
| Self-liquidating debt .. | | Self-liquidating debt .. | |
| Other capital debt .. | | Other capital debt .. | |
| TOTAL DEDUCTIONS | 108,606.00 | TOTAL DEDUCTIONS | 108,606.00 |
| NET DEBT | \$25,894.00 | NET DEBT | \$25,894.00 |
| Average Assessed Valuations | | | |
| Real Property 1950-1951-1952.. | \$1,810,095.00 | Real Property 1950-1951-1952.. | \$1,810,095.00 |
| Per Cent of Net Debt | 1.43 | Per Cent of Net Debt | 1.43 |
| CURRENT FINANCES DECEMBER 31, 1952 | | | |
| Cash | \$60,975.15 | Cash | \$60,975.15 |
| Taxes receivable | 16,764.40 | Taxes receivable | 16,764.40 |
| Tax title liens | 1,463.59 | Tax title liens | 1,463.59 |
| Foreclosed property | 3,775.00 | Foreclosed property | 3,775.00 |
| Accounts receivable | 988.59 | Accounts receivable | 988.59 |
| State road aid receivable .. | 1,920.78 | State road aid receivable .. | 1,920.78 |
| Emergencies and deferred charges .. | 23.11 | Emergencies and deferred charges .. | 23.11 |
| TOTAL ASSETS | \$85,910.62 | TOTAL ASSETS | \$85,910.62 |
| Cash liabilities | \$9,987.67 | Cash liabilities | \$9,987.67 |
| Reserves | 22,991.58 | Reserves | 22,991.58 |
| Surplus revenue | 52,931.37 | Surplus revenue | 52,931.37 |
| TOTAL LIABILITIES AND SURPLUS | \$85,910.62 | TOTAL LIABILITIES AND SURPLUS | \$85,910.62 |

MEDFORD LAKES BOROUGH—BURLINGTON COUNTY

Population Census, 1950—461

Land Area 1.22 sq. mi.

Net Valuation Taxable \$590,010

| | |
|--|--------------------|
| EXPENDITURES AND REQUIRED PAYMENTS FOR 1952 | |
| General Government | |
| Administrative and executive | \$5,680.00 |
| Assessment and collection of taxes | 360.00 |
| Finance Department | |
| Protection to Persons & Property | |
| Fire | 875.00 |
| Police | 4,555.00 |
| Other | |
| Streets and Roads | |
| Repairs and maintenance | 8,200.00 |
| Street lighting | 450.00 |
| Sanitation | |
| Street cleaning | |
| Garbage and ash removal | 2,100.00 |
| Sewers | 1,200.00 |
| Health and Charities | |
| Health service | |
| Poor (including relief) | |
| Hospitals (aid and maintenance) | |
| Other | |
| Recreation | |
| Beaches and boardwalks | |
| Parks and playgrounds | |
| Other | |
| Educational | |
| (Exclusive of school districts) .. | |
| Unclassified Purposes | |
| (Including contingent) | 100.00 |
| SUB-TOTAL—Municipal functions.. | \$23,520.00 |
| Per Capita—Municipal functions | |
| | \$51.02 |
| Capital imp'ts and capital imp't fund | \$1,700.00 |
| Debt Service | |
| Principal payments .. | \$2,600.00 |
| Interest payments .. | 675.00 |
| Total | 2,675.00 |
| Per Capita Debt Service | |
| | \$5.80 |
| Deferred Charges and Statutory Expenditures | |
| Emergencies | |
| Other deferred chgs. | \$187.50 |
| Total | 187.50 |
| TOTAL—Municipal expenditures .. | \$28,082.50 |
| Required Payments for Local School, County, and Special District Taxes | |
| | 46,231.23 |
| TOTAL EXPENDITURES AND REQUIRED PAYMENTS | \$74,313.73 |
| Reserve for uncollected taxes | \$6,413.19 |
| GRAND TOTAL—Budget | \$80,726.92 |
| RECEIPTS AND REVENUES REALIZED IN 1952 TO MEET EXPENDITURES AND REQUIRED PAYMENTS | |
| Surplus revenue appropriated .. | \$2,000.00 |
| Miscellaneous revenues realized .. | 8,796.25 |
| State aid revenues realized | 1,716.44 |
| Delinquent taxes including | |
| Liens—1952 collections | 3,675.66 |
| Current taxes—1952 collections .. | 62,259.85 |
| Emergency borrowings | |
| TOTAL RECEIPTS AND REVENUES REALIZED | \$78,448.20 |
| CAPITAL OUTLAY—1952 | |
| Beaches and boardwalks | |
| Buildings and equipment | |
| Parks and playgrounds | |
| Sewers | |
| Streets, roads and bridges | |
| Water supply | |
| Other | |

| | |
|---|--------------------|
| Tax rate | \$11.06 |
| Local school tax rate | 5.58 |
| County tax rate | 2.26 |
| Local purpose tax rate | 3.22 |
| TAXES | |
| Local school tax ... | \$32,908.10 |
| County taxes | 13,323.13 |
| Special district taxes | |
| Local purpose levy | \$46,231.23 |
| | 18,944.44 |
| Total tax levy (tax duplicate) .. | \$65,175.67 |
| Per Capita Total Tax Levy | |
| | \$141.38 |
| Current | |
| 1952 taxes levied (total) | \$67,126.43 |
| Collected in 1952 | 62,259.85 |
| Per cent of levy collected in 1952 ... | 92.75 |
| Transferred to liens | 19.36 |
| Cancelled, abated or adjusted .. | 168.67 |
| Outstanding December 31, 1952 .. | \$4,678.55 |
| All Prior Years Outstanding | |
| Balance January 1, 1952 | \$3,638.89 |
| Collected in 1952 | 3,588.94 |
| Balance December 31, 1952 | |
| Tax Title Liens Outstanding | |
| Balance January 1, 1952 | \$67.36 |
| Refieemed by cash | 86.72 |
| Balance December 31, 1952 | |
| Property Acquired by Deed or Foreclosure | |
| Balance January 1, 1952 | |
| Sale for cash | |
| Balance December 31, 1952 | |
| CAPITAL DEBT, DECEMBER 31, 1952 | |
| Gross Debt | |
| School debt | \$4,000.00 |
| Self-liquidating debt. | |
| Other capital debt .. | 17,000.00 |
| TOTAL GROSS DEBT | \$21,000.00 |
| Per Capita Gross Debt | |
| | \$45.55 |
| Deductions for | |
| School debt | \$4,000.00 |
| Self-liquidating debt. | |
| Other capital debt .. | |
| TOTAL DEDUCTIONS | 4,000.00 |
| NET DEBT | \$17,000.00 |
| Average Assessed Valuations | |
| Real Property 1950-1951-1952.. | \$566,873.00 |
| Per Cent of Net Deb't | 2.99 |
| CURRENT FINANCES DECEMBER 31, 1952 | |
| Cash | \$43,874.44 |
| Taxes receivable | 4,678.55 |
| Tax title liens | |
| Foreclosed property | |
| Accounts receivable | 147.66 |
| State road aid receivable | 1,808.35 |
| Emergencies and deferred charges .. | 900.00 |
| TOTAL ASSETS | \$51,409.00 |
| Cash liabilities | \$24,300.60 |
| Reserves | 4,826.21 |
| Surplus revenue | 22,282.19 |
| TOTAL LIABILITIES AND SURPLUS | \$51,409.00 |

MENDHAM BOROUGH—MORRIS COUNTY

Population Census, 1950—1,724 Land Area 6.7 sq. mi. Net Valuation Taxable \$1,719,650

| | |
|---|--------------------|
| EXPENDITURES AND RE-REQUIRED PAYMENTS FOR 1952 | |
| General Government | |
| Administrative and executive | \$14,550.00 |
| Assessment and collection of taxes | 3,741.20 |
| Finance Department | |
| Protection to Persons & Property | |
| Fire | 4,280.00 |
| Police | 5,819.00 |
| Other | |
| Streets and Roads | |
| Repairs and maintenance | 8,528.68 |
| Street lighting | 1,775.00 |
| Sanitation | |
| Street cleaning | |
| Garbage and ash removal | |
| Sewers | |
| Health and Charities | |
| Health service | 1,475.00 |
| Poor (including relief) | 350.00 |
| Hospitals (aid and maintenance) .. | |
| Other | |
| Recreation | |
| Beaches and boardwalks | |
| Parks and playgrounds | 1,775.00 |
| Other | |
| Educational | |
| (Exclusive of school districts) .. | |
| Unclassified Purposes | |
| (Including contingent) | 200.00 |
| SUB-TOTAL—Municipal functions.. | \$42,493.88 |

| | |
|--|-------------------|
| Per Capita—Municipal functions | \$24.65 |
| Capital imp'ts and capital imp't fund .. | |
| Debt Service | |
| Principal payments .. \$9,000.00 | |
| Interest payments .. 827.50 | |
| Total | \$9,827.50 |
| Per Capita Debt Service | |
| | \$5.70 |
| Deferred Charges and Statutory Expenditures | |
| Emergencies | |
| Other deferred chgs. | |
| Total | |

| | |
|---|---------------------|
| TOTAL—Municipal expenditures .. | \$52,321.38 |
| Required Payments for Local School, County, and Special District Taxes | 93,700.88 |
| TOTAL EXPENDITURES AND REQUIRED PAYMENTS | \$146,022.26 |
| Reserve for uncollected taxes | \$20,320.38 |
| GRAND TOTAL—Budget | \$166,342.64 |

| | |
|--|---------------------|
| RECEIPTS AND REVENUES REALIZED IN 1952 TO MEET EXPENDITURES AND REQUIRED PAYMENTS | |
| Surplus revenue appropriated .. | \$7,500.00 |
| Miscellaneous revenues realized .. | 25,460.31 |
| State aid revenues realized | 1,792.44 |
| Delinquent taxes including liens—1952 collections .. | 9,872.74 |
| Current taxes—1952 collections .. | 126,886.58 |
| Emergency borrowings | |
| TOTAL RECEIPTS AND REVENUES REALIZED | \$171,512.07 |

| | |
|----------------------------------|-------------|
| CAPITAL OUTLAY—1952 | |
| Beaches and boardwalks | |
| Buildings and equipment | |
| Parks and playgrounds | |
| Sewers | |
| Streets, roads and bridges | \$10,893.89 |
| Water supply | |
| Other | |

| | |
|------------------------------|---------------|
| Tax rate | \$7.80 |
| Local school tax rate | 4.38 |
| County tax rate | 1.06 |
| Local purpose tax rate | 2.45 |

| | |
|--|---------------------|
| TAXES | |
| Local school tax ... | \$75,372.17 |
| County taxes | 18,328.71 |
| Special district taxes | |
| Local purpose levy | \$93,700.88 |
| | 41,970.08 |
| Total tax levy (tax duplicate) .. | \$135,670.96 |

| | |
|--|----------------|
| Per Capita Total Tax Levy | \$78.70 |
|--|----------------|

| | |
|--|--------------|
| Current | |
| 1952 taxes levied (total) | \$136,450.25 |
| Collected in 1952 | 126,886.58 |
| Per cent of levy collected in 1952 ... | 92.99 |
| Transferred to liens | 39.45 |
| Cancelled, abated or adjusted | 1,869.93 |
| Outstanding December 31, 1952 .. | \$7,654.29 |

| | |
|------------------------------------|-------------|
| All Prior Years Outstanding | |
| Balance January 1, 1952 | \$13,684.47 |
| Collected in 1952 | 9,872.74 |
| Balance December 31, 1952 | \$4,056.38 |

| | |
|------------------------------------|----------|
| Tax Title Liens Outstanding | |
| Balance January 1, 1952 | \$609.15 |
| Redeemed by cash | |
| Balance December 31, 1952 | \$648.60 |

| | |
|---|--|
| Property Acquired by Deed or Foreclosure | |
| Balance January 1, 1952 | |
| Sale for cash | |
| Balance December 31, 1952 | |

| | |
|--|--------------------|
| CAPITAL DEBT, DECEMBER 31, 1952 | |
| Gross Debt | |
| School debt | \$53,000.00 |
| Self-liquidating debt | |
| Other capital debt | 38,528.00 |
| TOTAL GROSS DEBT | \$91,528.00 |
| Per Capita Gross Debt | \$53.00 |

| | |
|-------------------------------|--------------------|
| Deductions for | |
| School debt | \$53,000.00 |
| Self-liquidating debt | |
| Other capital debt | |
| TOTAL DEDUCTIONS | 53,000.00 |
| NET DEBT | \$38,528.00 |

| | |
|------------------------------------|----------------|
| Average Assessed Valuations | |
| Real Property 1950-1951-1952 .. | \$1,528,942.00 |
| Per Cent of Net Debt | 2.51 |

| | |
|--|--------------------|
| CURRENT FINANCES DECEMBER 31, 1952 | |
| Cash | \$70,152.29 |
| Taxes receivable | 11,710.67 |
| Tax title liens | 648.60 |
| Foreclosed property | |
| Accounts receivable | 123.33 |
| State road aid receivable | |
| Emergencies and deferred charges .. | |
| TOTAL ASSETS | \$82,634.89 |
| Cash liabilities | \$6,625.36 |
| Reserves | 12,482.60 |
| Surplus revenue | 63,526.93 |
| TOTAL LIABILITIES AND SURPLUS | \$82,634.89 |

MENDHAM TOWNSHIP—MORRIS COUNTY

Population Census, 1950—1,380 Land Area 17.6 sq. mi. Net Valuation Taxable \$1,659,675

| | |
|--|---------------------|
| EXPENDITURES AND REQUIRED PAYMENTS FOR 1952 | |
| General Government | |
| Administrative and executive | \$9,592.34 |
| Assessment and collection of taxes | 4,250.00 |
| Finance Department | 600.00 |
| Protection to Persons & Property | |
| Fire | 4,151.16 |
| Police | 5,649.14 |
| Other | |
| Streets and Roads | |
| Repairs and maintenance | 29,067.61 |
| Street lighting | 1,300.00 |
| Sanitation | |
| Street cleaning | |
| Garbage and ash removal | 200.00 |
| Sewers | |
| Health and Charities | |
| Health service | 1,084.08 |
| Poor (including relief) | 100.00 |
| Hospitals (aid and maintenance) | 350.00 |
| Other | |
| Recreation | |
| Beaches and boardwalks | |
| Parks and playgrounds | 200.00 |
| Other | |
| Educational | |
| (Exclusive of school districts) .. | 100.00 |
| Unclassified Purposes | |
| (Including contingent) | 200.00 |
| SUB-TOTAL—Municipal functions.. | |
| | \$56,844.33 |
| Per Capita—Municipal functions | |
| | \$41.19 |
| Capital imp'ts and capital imp't fund | \$7,000.00 |
| Debt Service | |
| Principal payments | |
| Interest payments | |
| Total | |
| Per Capita Debt Service | |
| | |
| Deferred Charges and Statutory Expenditures | |
| Emergencies | \$1,300.00 |
| Other deferred chgs. | 701.03 |
| Total | 2,001.03 |
| TOTAL—Municipal expenditures .. | \$65,845.36 |
| Required Payments for Local School, County, and Special District Taxes | |
| | 77,084.00 |
| TOTAL EXPENDITURES AND REQUIRED PAYMENTS | |
| | \$142,929.36 |
| Reserve for uncollected taxes | \$19,788.20 |
| GRAND TOTAL—Budget | \$162,717.56 |
| RECEIPTS AND REVENUES REALIZED IN 1952 TO MEET EXPENDITURES AND REQUIRED PAYMENTS | |
| Surplus revenue appropriated .. | \$10,300.00 |
| Miscellaneous revenues realized .. | 9,552.66 |
| State aid revenues realized | 4,747.17 |
| Delinquent taxes including liens—1952 collections .. | |
| | 10,045.21 |
| Current taxes—1952 collections .. | 123,837.39 |
| Emergency borrowings | |
| TOTAL RECEIPTS AND REVENUES REALIZED | \$158,482.43 |
| CAPITAL OUTLAY—1952 | |
| Beaches and boardwalks | |
| Buildings and equipment | \$8,233.00 |
| Parks and playgrounds | |
| Sewers | |
| Streets, roads and bridges | |
| Water supply | |
| Other | |

| | |
|---|---------------------|
| Tax rate | \$7.95 |
| Local school tax rate | 3.58 |
| County tax rate | 1.06 |
| Local purpose tax rate | 3.31 |
| TAXES | |
| Local school tax ... | \$59,394.52 |
| County taxes | 17,689.48 |
| Special district taxes | |
| Local purpose levy | \$77,084.00 |
| | 54,771.56 |
| Total tax levy (tax duplicate) .. | \$131,855.56 |
| Per Capita Total Tax Levy | |
| | \$95.55 |
| Current | |
| 1952 taxes levied (total) | \$133,279.80 |
| Collected in 1952 | 123,837.39 |
| Per cent of levy collected in 1952 ... | 92.91 |
| Transferred to liens | 155.03 |
| Cancelled, abated or adjusted .. | 362.95 |
| Outstanding December 31, 1952 .. | \$8,924.43 |
| All Prior Years Outstanding | |
| Balance January 1, 1952 | \$11,229.91 |
| Collected in 1952 | 10,045.21 |
| Balance December 31, 1952 | \$885.79 |
| Tax Title Liens Outstanding | |
| Balance January 1, 1952 | \$1,542.35 |
| Redeemed by cash | |
| Balance December 31, 1952 | \$1,697.38 |
| Property Acquired by Deed or Foreclosure | |
| Balance January 1, 1952 | |
| Sale for cash | |
| Balance December 31, 1952 | |
| CAPITAL DEBT, DECEMBER 31, 1952 | |
| Gross Debt | |
| School debt | |
| Self-liquidating debt | |
| Other capital debt | |
| TOTAL GROSS DEBT | |
| Per Capita Gross Debt | |
| | |
| Deductions for | |
| School debt | |
| Self-liquidating debt | |
| Other capital debt .. | |
| TOTAL DEDUCTIONS | |
| NET DEBT | |
| Average Assessed Valuations | |
| Real Property 1950-1951-1952 .. | \$1,426,728.00 |
| Per Cent of Net Debt | |
| CURRENT FINANCES DECEMBER 31, 1952 | |
| Cash | \$32,161.15 |
| Taxes receivable | 9,810.22 |
| Tax title liens | 1,697.38 |
| Foreclosed property | |
| Accounts receivable | 69.93 |
| State road aid receivable | 18,823.00 |
| Emergencies and deferred charges .. | 23.37 |
| TOTAL ASSETS | \$62,585.05 |
| Cash liabilities | \$11,896.77 |
| Reserves | 11,577.53 |
| Surplus revenue | 39,110.75 |
| TOTAL LIABILITIES AND SURPLUS | \$62,585.05 |

MERCHANTVILLE BOROUGH—CAMDEN COUNTY

Population Census, 1950—4,183

Land Area 0.63 sq. mi.

Net Valuation Taxable \$4,359,654

| | |
|--|---------------------|
| EXPENDITURES AND REQUIRED PAYMENTS FOR 1952 | |
| General Government | |
| Administrative and executive | \$12,060.20 |
| Assessment and collection of taxes | 4,740.00 |
| Finance Department | 2,400.00 |
| Protection to Persons & Property | |
| Fire | 10,322.37 |
| Police | 39,327.85 |
| Other | |
| Streets and Roads | |
| Repairs and maintenance | 18,952.95 |
| Street lighting | 5,515.97 |
| Sanitation | |
| Street cleaning | 4,064.80 |
| Garbage and ash removal | 8,029.50 |
| Sewers | 9,872.55 |
| Health and Charities | |
| Health service | 1,983.81 |
| Poor (including relief) | 220.00 |
| Hospitals (aid and maintenance) | |
| Other | |
| Recreation | |
| Beaches and boardwalks | |
| Parks and playgrounds | 1,600.00 |
| Other | |
| Educational | |
| (Exclusive of school districts) .. | |
| Unclassified Purposes | |
| (Including contingent) | 4,984.00 |
| SUB-TOTAL—Municipal functions.. | \$124,074.00 |

| | |
|---|----------------|
| Per Capita—Municipal functions | \$29.66 |
| Capital imp'ts and capital imp't fund | \$4,985.00 |
| Debt Service | |
| Principal payments .. | \$3,750.00 |
| Interest payments .. | 238.75 |

| | |
|--|-----------------|
| Total | 3,988.75 |
| Per Capita Debt Service | |
| Service | \$0.95 |
| Deferred Charges and Statutory Expenditures | |
| Emergencies | |
| Other deferred chgs. | \$9,689.37 |
| Total | 9,689.37 |

| | |
|---|---------------------|
| TOTAL—Municipal expenditures .. | \$142,737.12 |
| Required Payments for Local School, County, and Special District Taxes | |
| | 196,584.63 |

| | |
|---|---------------------|
| TOTAL EXPENDITURES AND REQUIRED PAYMENTS | \$339,321.75 |
| Reserve for uncollected taxes | \$13,998.92 |
| GRAND TOTAL—Budget | \$353,320.67 |

| | |
|--|---------------------|
| RECEIPTS AND REVENUES REALIZED IN 1952 TO MEET EXPENDITURES AND REQUIRED PAYMENTS | |
| Surplus revenue appropriated .. | \$14,985.00 |
| Miscellaneous revenues realized .. | 43,900.89 |
| State aid revenues realized | 13,676.00 |
| Delinquent taxes including | |
| liens—1952 collections | 5,847.12 |
| Current taxes—1952 collections.. | 277,880.03 |
| Emergency borrowings | |
| TOTAL RECEIPTS AND REVENUES REALIZED | \$356,289.04 |

CAPITAL OUTLAY—1952

| | |
|----------------------------------|------------|
| Beaches and boardwalks | |
| Buildings and equipment | |
| Parks and playgrounds | |
| Sewers | |
| Streets, roads and bridges | |
| Water supply | |
| Other | \$6,100.00 |

| | |
|------------------------------|---------------|
| Tax rate | \$6.44 |
| Local school tax rate | 2.89 |
| County tax rate | 1.62 |
| Local purpose tax rate | 1.93 |

TAXES

| | | |
|--|--------------|---------------------|
| Local school tax ... | \$126,053.58 | |
| County taxes | 70,531.05 | |
| Special district taxes | | |
| Local purpose levy | | \$196,584.63 |
| | | 85,225.04 |
| Total tax levy (tax duplicate) .. | | \$281,809.67 |

| | |
|--|----------------|
| Per Capita Total Tax Levy | \$67.37 |
|--|----------------|

| | |
|--|--------------|
| Current | |
| 1952 taxes levied (total) | \$283,800.34 |
| Collected in 1952 | 277,880.03 |
| Per cent of levy collected in 1952 ... | 97.91 |
| Transferred to liens | 1.61 |
| Cancelled, abated or adjusted | 409.58 |
| Outstanding December 31, 1952 .. | \$5,509.12 |

| | |
|------------------------------------|------------|
| All Prior Years Outstanding | |
| Balance January 1, 1952 | \$6,491.14 |
| Collected in 1952 | 5,847.12 |
| Balance December 31, 1952 | \$454.29 |

| | |
|------------------------------------|---------|
| Tax Title Liens Outstanding | |
| Balance January 1, 1952 | \$23.84 |
| Redeemed by cash | |
| Balance December 31, 1952 | \$25.45 |

| | |
|---|-------------|
| Property Acquired by Deed or Foreclosure | |
| Balance January 1, 1952 | \$23,080.00 |
| Sale for cash | 500.00 |
| Balance December 31, 1952 | \$22,630.00 |

CAPITAL DEBT, DECEMBER 31, 1952

| | |
|------------------------------------|---------------------|
| Gross Debt | |
| School debt | \$105,200.00 |
| Self-liquidating debt .. | |
| Other capital debt .. | 3,250.00 |
| TOTAL GROSS DEBT | \$108,450.00 |
| Per Capita Gross Debt | |
| | \$25.93 |

| | |
|-------------------------------|-------------------|
| Deductions for | |
| School debt | \$105,200.00 |
| Self-liquidating debt .. | |
| Other capital debt .. | |
| TOTAL DEDUCTIONS | 105,200.00 |
| NET DEBT | \$3,250.00 |

| | |
|------------------------------------|----------------|
| Average Assessed Valuations | |
| Real Property 1950-1951-1952.. | \$3,960,246.00 |
| Per Cent of Net Debt | 0.08 |

CURRENT FINANCES DECEMBER 31, 1952

| | |
|--|--------------------|
| Cash | \$42,823.28 |
| Taxes receivable | 5,963.41 |
| Tax title liens | 25.45 |
| Foreclosed property | 22,630.00 |
| Accounts receivable | |
| State road aid receivable | 14,940.80 |
| Emergencies and deferred charges .. | |
| TOTAL ASSETS | \$86,382.94 |
| Cash liabilities | \$15,103.62 |
| Reserves | 28,618.86 |
| Surplus revenue | 42,660.46 |
| TOTAL LIABILITIES AND SURPLUS | \$86,382.94 |

METUCHEN BOROUGH—MIDDLESEX COUNTY

Population Census, 1950—9,879

Land Area 2.8 sq. mi.

Net Valuation Taxable \$9,686,046

EXPENDITURES AND REQUIRED PAYMENTS FOR 1952

| | |
|---|---------------------|
| General Government | |
| Administrative and executive | \$35,650.00 |
| Assessment and collection of taxes | 17,750.00 |
| Finance Department | |
| Protection to Persons & Property | |
| Fire | 25,500.00 |
| Police | 94,220.00 |
| Other | |
| Streets and Roads | |
| Repairs and maintenance | 90,100.00 |
| Street lighting | 15,200.00 |
| Sanitation | |
| Street cleaning | 9,750.00 |
| Garbage and ash removal | 35,100.00 |
| Sewers | 31,000.00 |
| Health and Charities | |
| Health service | 4,375.00 |
| Poor (including relief) | 1,000.00 |
| Hospitals (aid and maintenance) | |
| Other | |
| Recreation | |
| Beaches and boardwalks | |
| Parks and playgrounds | 19,350.00 |
| Other | |
| Educational | |
| (Exclusive of school districts) .. | 8,000.00 |
| Unclassified Purposes | |
| (Including contingent) | 6,600.00 |
| SUB-TOTAL—Municipal functions.. | \$393,595.00 |

| | |
|---|----------------|
| Per Capita—Municipal functions | \$39.84 |
| Capital imp'ts and capital imp't fund .. | \$5,000.00 |
| Debt Service | |
| Principal payments .. | \$57,000.00 |
| Interest payments .. | 19,928.00 |

| | |
|--|------------|
| Total | 76,928.00 |
| Per Capita Debt | |
| Service | \$7.79 |
| Deferred Charges and Statutory Expenditures | |
| Emergencies | \$5,500.00 |
| Other deferred chgs. .. | 17,017.79 |

| | |
|--|---------------------|
| Total | 22,517.79 |
| TOTAL—Municipal expenditures .. | \$498,040.79 |

| | |
|---|-------------------|
| Required Payments for Local School, County, and Special District Taxes | 570,277.08 |
|---|-------------------|

| | |
|---|-----------------------|
| TOTAL EXPENDITURES AND REQUIRED PAYMENTS | \$1,068,317.87 |
| Reserve for uncollected taxes | \$50,320.93 |
| GRAND TOTAL—Budget | \$1,118,638.80 |

RECEIPTS AND REVENUES REALIZED IN 1952 TO MEET EXPENDITURES AND REQUIRED PAYMENTS

| | |
|------------------------------------|-------------|
| Surplus revenue appropriated .. | \$21,220.50 |
| Miscellaneous revenues realized .. | 146,958.40 |
| State aid revenues realized | 6,636.00 |
| Delinquent taxes including | |
| Liens—1952 collections | 64,329.69 |
| Current taxes—1952 collections .. | 875,126.26 |
| Emergency borrowings | |

| | |
|---|-----------------------|
| TOTAL RECEIPTS AND REVENUES REALIZED | \$1,114,270.85 |
|---|-----------------------|

CAPITAL OUTLAY—1952

| | |
|----------------------------------|-------------|
| Beaches and boardwalks | |
| Buildings and equipment | \$14,820.65 |
| Parks and playgrounds | 3,610.64 |
| Sewers | |
| Streets, roads and bridges | 33,450.25 |
| Water supply | |
| Other | |

| | |
|------------------------------|--------|
| Tax rate | \$9.38 |
| Local school tax rate | 4.21 |
| County tax rate | 1.67 |
| Local purpose tax rate | 3.50 |

TAXES

| | |
|--|---------------------|
| Local school tax ... | \$408,117.00 |
| County taxes | 162,160.08 |
| Special district taxes | |
| <hr/> | |
| Local purpose levy | \$570,277.08 |
| | 339,879.09 |
| Total tax levy (tax duplicate) .. | \$910,156.17 |

| | |
|--|----------------|
| Per Capita Total Tax Levy | \$92.13 |
|--|----------------|

Current

| | |
|--|--------------|
| 1952 taxes levied (total) | \$926,528.58 |
| Collected in 1952 | 875,126.26 |
| Per cent of levy collected in 1952 ... | 94.45 |
| Transferred to liens | 2,728.18 |
| Cancelled, abated or adjusted | 3,891.01 |
| Outstanding December 31, 1952 .. | \$44,783.13 |

All Prior Years Outstanding

| | |
|---------------------------------|-------------|
| Balance January 1, 1952 | \$39,983.94 |
| Collected in 1952 | 34,466.68 |
| Balance December 31, 1952 | \$3,333.86 |

Tax Title Liens Outstanding

| | |
|---------------------------------|------------|
| Balance January 1, 1952 | \$6,984.40 |
| Redeemed by cash | 983.92 |
| Balance December 31, 1952 | \$9,389.26 |

Property Acquired by Deed or Foreclosure

| | |
|---------------------------------|-------------|
| Balance January 1, 1952 | \$75,086.60 |
| Sale for cash | 28,879.09 |
| Balance December 31, 1952 | \$62,758.00 |

CAPITAL DEBT, DECEMBER 31, 1952

| | |
|------------------------------------|-----------------------|
| Gross Debt | |
| School debt | \$779,000.00 |
| Self-liquidating debt .. | |
| Other capital debt .. | 575,829.00 |
| TOTAL GROSS DEBT | \$1,354,829.00 |
| Per Capita Gross Debt | \$137.14 |

Deductions for

| | |
|-------------------------------|---------------------|
| School debt | \$677,852.00 |
| Self-liquidating debt .. | |
| Other capital debt .. | 27,869.00 |
| TOTAL DEDUCTIONS | 705,721.00 |
| NET DEBT | \$649,108.00 |

Average Assessed Valuations

| | |
|---------------------------------|----------------|
| Real Property 1950-1951-1952 .. | \$8,473,148.00 |
| Per Cent of Net Debt | 7.66 |

CURRENT FINANCES DECEMBER 31, 1952

| | |
|-------------------------------------|---------------------|
| Cash | \$145,996.46 |
| Taxes receivable | 48,116.99 |
| Tax title liens | 9,389.26 |
| Foreclosed property | 62,758.00 |
| Accounts receivable | 80.00 |
| State road aid receivable .. | |
| Emergencies and deferred charges .. | 7,342.04 |
| TOTAL ASSETS | \$273,682.75 |

| | |
|--|---------------------|
| Cash liabilities | \$32,247.43 |
| Reserves | 120,344.25 |
| Surplus revenue | 121,091.07 |
| TOTAL LIABILITIES AND SURPLUS | \$273,682.75 |

MIDDLE TOWNSHIP—CAPE MAY COUNTY

Population Census, 1950—4,599 Land Area 72.4 sq. mi. Net Valuation Taxable \$2,272,688

| | |
|--|--------------------|
| EXPENDITURES AND REQUIRED PAYMENTS FOR 1952 | |
| General Government | |
| Administrative and executive | \$9,169.82 |
| Assessment and collection of taxes | 13,692.76 |
| Finance Department | 1,962.64 |
| Protection to Persons & Property | |
| Fire | 247.05 |
| Police | 4,905.18 |
| Other | |
| Streets and Roads | |
| Repairs and maintenance | 22,092.76 |
| Street lighting | 510.00 |
| Sanitation | |
| Street cleaning | |
| Garbage and ash removal | |
| Sewers | |
| Health and Charities | |
| Health service | 3,217.66 |
| Poor (including relief) | 1,056.00 |
| Hospitals (aid and maintenance) | |
| Other | |
| Recreation | |
| Beaches and boardwalks | 2,000.00 |
| Parks and playgrounds | 722.37 |
| Other | |
| Educational | |
| (Exclusive of school districts) .. | |
| Unclassified Purposes | |
| (Including contingent) | 25.00 |
| SUB-TOTAL—Municipal functions.. | \$59,601.24 |

| | |
|--|--------------------|
| Per Capita—Municipal functions | \$12.96 |
| Capital imp'ts and capital imp't fund | \$16,322.22 |
| Debt Service | |
| Principal payments .. | \$5,000.00 |
| Interest payments .. | 1,180.00 |
| Total | 6,180.00 |
| Per Capita Debt Service | |
| | \$1.34 |
| Deferred Charges and Statutory Expenditures | |
| Emergencies | |
| Other deferred chgs. | \$947.99 |
| Total | 947.99 |
| TOTAL—Municipal expenditures ... | \$83,051.45 |

| | |
|---|-------------------|
| Required Payments for Local School, County, and Special District Taxes | 181,516.03 |
|---|-------------------|

| | |
|---|---------------------|
| TOTAL EXPENDITURES AND REQUIRED PAYMENTS | \$264,567.48 |
| Reserve for uncollected taxes | \$54,315.42 |
| GRAND TOTAL—Budget | \$318,882.90 |

| | |
|--|---------------------|
| RECEIPTS AND REVENUES REALIZED IN 1952 TO MEET EXPENDITURES AND REQUIRED PAYMENTS | |
| Surplus revenue appropriated .. | \$17,000.00 |
| Miscellaneous revenues realized .. | 52,516.64 |
| State aid revenues realized | 10,096.00 |
| Delinquent taxes including | |
| Liens—1952 collections | 33,108.13 |
| Current taxes—1952 collections.. | 186,838.75 |
| Emergency borrowings | |
| TOTAL RECEIPTS AND REVENUES REALIZED | \$299,550.52 |

| | |
|----------------------------------|-------|
| CAPITAL OUTLAY—1952 | |
| Beaches and boardwalks | |
| Buildings and equipment | |
| Parks and playgrounds | |
| Sewers | |
| Streets, roads and bridges | |
| Water supply | |
| Other | |

| | |
|-----------------------------|---------------|
| Tax rate | \$0.30 |
| Local school tax rate | 6.02 |
| County tax rate | 1.26 |
| Local purpose tax rate | 2.02 |

| | |
|--|---------------------|
| TAXES | |
| Local school tax ... | \$136,771.46 |
| County taxes | 28,540.57 |
| Special district taxes | 16,204.00 |
| Local purpose levy | \$181,516.03 |
| Total tax levy (tax duplicate) .. | \$228,901.50 |

| | |
|--|----------------|
| Per Capita Total Tax Levy | \$49.77 |
|--|----------------|

| | |
|--|--------------|
| Current | |
| 1952 taxes levied (total) | \$230,242.45 |
| Collected in 1952 | 186,838.75 |
| Per cent of levy collected in 1952 ... | 81.14 |
| Transferred to liens | 15,000.00 |
| Cancelled, abated or adjusted .. | |
| Outstanding December 31, 1952 .. | \$28,403.70 |

| | |
|------------------------------------|-------------|
| All Prior Years Outstanding | |
| Balance January 1, 1952 | \$32,309.03 |
| Collected in 1952 | 30,461.25 |
| Balance December 31, 1952 | \$1,847.78 |

| | |
|------------------------------------|--------------|
| Tax Title Liens Outstanding | |
| Balance January 1, 1952 | \$213,256.10 |
| Redeemed by cash | 2,646.88 |
| Balance December 31, 1952 | \$214,957.22 |

| | |
|---|------------|
| Property Acquired by Deed or Foreclosure | |
| Balance January 1, 1952 | \$2,660.00 |
| Sale for cash | 13,312.00 |
| Balance December 31, 1952 | |

| | |
|--|---------------------|
| CAPITAL DEBT, DECEMBER 31, 1952 | |
| Gross Debt | |
| School debt | \$132,000.00 |
| Self-liquidating debt. | |
| Other capital debt .. | 27,000.00 |
| TOTAL GROSS DEBT | \$159,000.00 |
| Per Capita Gross Debt | \$34.57 |

| | |
|-------------------------------|--------------------|
| Deductions for | |
| School debt | \$132,000.00 |
| Self-liquidating debt. | |
| Other capital debt .. | |
| TOTAL DEDUCTIONS | 132,000.00 |
| NET DEBT | \$27,000.00 |

| | |
|------------------------------------|----------------|
| Average Assessed Valuations | |
| Real Property 1950-1951-1952.. | \$2,021,614.00 |
| Per Cent of Net Debt | 1.33 |

| | |
|---|---------------------|
| CURRENT FINANCES DECEMBER 31, 1952 | |
| Cash | \$160,202.23 |
| Taxes receivable | 30,251.48 |
| Tax title liens | 214,957.22 |
| Foreclosed property | |
| Accounts receivable | |
| State road aid receivable .. | 2,000.00 |
| Emergencies and deferred charges .. | 5,313.56 |
| TOTAL ASSETS | \$412,724.49 |

| | |
|--|---------------------|
| Cash liabilities | \$78,838.77 |
| Reserves | 245,208.70 |
| Surplus revenue | 88,677.02 |
| TOTAL LIABILITIES AND SURPLUS | \$412,724.49 |

MIDDLESEX BOROUGH—MIDDLESEX COUNTY

Population Census, 1950—5,943

Land Area 3.6 sq. mi.

Net Valuation Taxable \$6,453,105

EXPENDITURES AND REQUIRED PAYMENTS FOR 1952

| | |
|---|---------------------|
| General Government | |
| Administrative and executive | \$28,633.34 |
| Assessment and collection of taxes | 19,216.66 |
| Finance Department | |
| Protection to Persons & Property | |
| Fire | 20,900.00 |
| Police | 49,200.00 |
| Other | |
| Streets and Roads | |
| Repairs and maintenance | 66,430.00 |
| Street lighting | 11,500.00 |
| Sanitation | |
| Street cleaning | |
| Garbage and ash removal | 17,000.00 |
| Sewers | 18,300.00 |
| Health and Charities | |
| Health service | 3,200.00 |
| Poor (including relief) | 1,570.00 |
| Hospitals (aid and maintenance) | |
| Other | |
| Recreation | |
| Beaches and boardwalks | |
| Parks and playgrounds | |
| Other | 4,700.00 |
| Educational | |
| (Exclusive of school districts) .. | |
| Unclassified Purposes | |
| (Including contingent) | 8,600.00 |
| SUB-TOTAL—Municipal functions.. | \$249,250.00 |

| | |
|--|---------------------|
| Per Capita—Municipal functions | \$41.94 |
| Capital imp'ts and capital imp't fund | \$7,500.00 |
| Debt Service | |
| Principal payments .. | \$12,000.00 |
| Interest payments .. | 5,822.50 |
| Total | 17,822.50 |
| Per Capita Debt Service | |
| Deferred Charges and Statutory Expenditures | \$3.00 |
| Emergencies | \$11,971.62 |
| Other deferred chgs. | 507.98 |
| Total | 12,479.60 |
| TOTAL—Municipal expenditures .. | \$287,052.10 |

| | |
|---|---------------------|
| Required Payments for Local School, County, and Special District Taxes | \$372,638.56 |
| TOTAL EXPENDITURES AND REQUIRED PAYMENTS | \$659,690.66 |
| Reserve for uncollected taxes | \$42,279.57 |
| GRAND TOTAL—Budget | \$701,970.23 |

| | |
|--|---------------------|
| RECEIPTS AND REVENUES REALIZED IN 1952 TO MEET EXPENDITURES AND REQUIRED PAYMENTS | |
| Surplus revenue appropriated .. | \$87,500.00 |
| Miscellaneous revenues realized .. | 91,250.04 |
| State aid revenues realized | 12,961.75 |
| Delinquent taxes including liens—1952 collections .. | 19,187.95 |
| Current taxes—1952 collections .. | 513,631.06 |
| Emergency borrowings | |
| TOTAL RECEIPTS AND REVENUES REALIZED | \$724,530.80 |

| | |
|----------------------------------|-------------|
| CAPITAL OUTLAY—1952 | |
| Beaches and boardwalks | |
| Buildings and equipment | \$21,563.26 |
| Parks and playgrounds | |
| Sewers | |
| Streets, roads and bridges | |
| Water supply | |
| Other | |

| | |
|------------------------------|--------|
| Tax rate | \$8.10 |
| Local school tax rate | 4.13 |
| County tax rate | 1.64 |
| Local purpose tax rate | 2.42 |

| | |
|--|---------------------|
| TAXES | |
| Local school tax ... | \$266,792.00 |
| County taxes | 105,846.56 |
| Special district taxes | |
| Local purpose levy | \$372,638.56 |
| Total tax levy (tax duplicate) .. | \$528,429.23 |

| | |
|--|----------------|
| Per Capita Total Tax Levy | \$88.92 |
| Current | |
| 1952 taxes levied (total) | \$544,444.92 |
| Collected in 1952 | 513,631.06 |
| Per cent of levy collected in 1952 ... | 94.34 |
| Transferred to liens | 9,302.93 |
| Cancelled, abated or adjusted .. | 513.95 |
| Outstanding December 31, 1952 .. | \$20,996.98 |

| | |
|------------------------------------|-------------|
| All Prior Years Outstanding | |
| Balance January 1, 1952 | \$17,312.88 |
| Collected in 1952 | 15,553.07 |
| Balance December 31, 1952 | \$1,399.316 |

| | |
|------------------------------------|--------------|
| Tax Title Liens Outstanding | |
| Balance January 1, 1952 | \$144,552.00 |
| Redeemed by cash | 3,634.88 |
| Balance December 31, 1952 | \$121,410.03 |

| | |
|---|-------------|
| Property Acquired by Deed or Foreclosure | |
| Balance January 1, 1952 | \$61,150.00 |
| Sale for cash | 20,745.00 |
| Balance December 31, 1952 | \$81,613.00 |

| | |
|--|---------------------|
| CAPITAL DEBT, DECEMBER 31, 1952 | |
| Gross Debt | |
| School debt | \$410,000.00 |
| Self-liquidating debt .. | |
| Other capital debt .. | 248,090.00 |
| TOTAL GROSS DEBT | \$658,090.00 |
| Per Capita Gross Debt | \$110.73 |

| | |
|-------------------------------|---------------------|
| Deductions for | |
| School debt | \$329,107.00 |
| Self-liquidating debt .. | |
| Other capital debt .. | |
| TOTAL DEDUCTIONS | 329,107.00 |
| NET DEBT | \$328,983.00 |

| | |
|------------------------------------|----------------|
| Average Assessed Valuations | |
| Real Property 1950-1951-1952 .. | \$5,485,120.00 |
| Per Cent of Net Debt | 5.99 |

| | |
|---|---------------------|
| CURRENT FINANCES DECEMBER 31, 1952 | |
| Cash | \$162,330.83 |
| Taxes receivable | 22,390.14 |
| Tax title liens | 121,410.03 |
| Foreclosed property | 81,613.00 |
| Accounts receivable | 2,638.74 |
| State road aid receivable | 1,030.73 |
| Emergencies and deferred charges .. | 6,150.25 |
| TOTAL ASSETS | \$397,673.77 |

| | |
|------------------------|-------------|
| Cash liabilities | \$12,051.67 |
| Reserves | 228,101.91 |
| Surplus revenue | 157,520.19 |

| | |
|--|---------------------|
| TOTAL LIABILITIES AND SURPLUS | \$397,673.77 |
|--|---------------------|

MIDDLETOWN TOWNSHIP—MONMOUTH COUNTY

Population Census, 1950—16,203 Land Area 38.2 sq. mi. Net Valuation Taxable \$10,625,104

| | |
|--|-------------|
| EXPENDITURES AND REQUIRED PAYMENTS FOR 1952 | |
| General Government | |
| Administrative and executive | \$39,842.95 |
| Assessment and collection of taxes | 17,597.27 |
| Finance Department | 3,500.00 |
| Protection to Persons & Property | |
| Fire | 33,196.95 |
| Other | 69,092.30 |
| Streets and Roads | |
| Repairs and maintenance | 93,429.05 |
| Street lighting | 16,714.38 |
| Sanitation | |
| Street cleaning | |
| Garbage and ash removal | 596.00 |
| Sewers | |
| Health and Charities | |
| Health service | 8,374.00 |
| Poor (including relief) | 8,394.00 |
| Hospitals (aid and maintenance) | |
| Other | |
| Recreation | |
| Beaches and boardwalks | 300.00 |
| Parks and playgrounds | |
| Other | |
| Educational | |
| (Exclusive of school districts) .. | 10,000.00 |
| Unclassified Purposes | |
| (Including contingent) | 9,820.48 |

SUB-TOTAL—Municipal functions.. \$310,857.38

| | |
|---|----------------|
| Per Capita—Municipal functions | \$19.19 |
| Capital imp'ts and capital imp't fund | \$20,600.00 |
| Debt Service | |
| Principal payments .. | \$27,850.00 |
| Interest payments .. | 5,091.58 |

| | |
|--|------------------|
| Total | 32,941.58 |
| Per Capita Debt Service | |
| | \$2.03 |
| Deferred Charges and Statutory Expenditures | |
| Emergencies | \$12,500.00 |
| Other deferred chgs. | 1,761.87 |

Total 14,261.87

TOTAL—Municipal expenditures ... \$378,660.83

Required Payments for Local School, County, and Special District Taxes 724,138.81

TOTAL EXPENDITURES AND REQUIRED PAYMENTS \$1,102,799.64

Reserve for uncollected taxes

\$111,235.09

GRAND TOTAL—Budget \$1,214,034.73

RECEIPTS AND REVENUES REALIZED IN 1952 TO MEET EXPENDITURES AND REQUIRED PAYMENTS

| | |
|--|-------------|
| Surplus revenue appropriated .. | \$63,000.00 |
| Miscellaneous revenues realized .. | 162,760.89 |
| State aid revenues realized | 19,390.00 |
| Delinquent taxes including liens—1952 collections .. | 62,169.02 |
| Current taxes—1952 collections .. | 858,970.12 |
| Emergency borrowings | |

TOTAL RECEIPTS AND REVENUES REALIZED \$1,166,290.03

CAPITAL OUTLAY—1952

| | |
|----------------------------------|-------------|
| Beaches and boardwalks | |
| Buildings and equipment | |
| Parks and playgrounds | |
| Sewers | |
| Streets, roads and bridges | \$13,228.86 |
| Water supply .. | |
| Other | |

| | |
|------------------------------|---------------|
| Tax rate | \$8.54 |
| Local school tax rate | 5.04 |
| County tax rate | 1.56 |
| Local purpose tax rate | 1.94 |

TAXES

| | |
|------------------------------|--------------|
| Local school tax ... | \$534,986.00 |
| County taxes | 166,058.96 |
| Special district taxes | 23,093.85 |

| | |
|--|---------------------|
| Local purpose levy | \$724,138.81 |
| | 205,356.62 |
| Total tax levy (tax duplicate) .. | \$929,495.43 |

Per Capita Total Tax Levy \$57.37

| | |
|--|--------------|
| Current | |
| 1952 taxes levied (total) | \$906,401.58 |
| Collected in 1952 | 858,970.12 |
| Per cent of levy collected in 1952 ... | 94.76 |
| Transferred to liens | 5,842.57 |
| Cancelled, abated or adjusted .. | 2,266.96 |
| Outstanding December 31, 1952 .. | \$39,321.93 |

| | |
|------------------------------------|-------------|
| All Prior Years Outstanding | |
| Balance January 1, 1952 | \$54,590.76 |
| Collected in 1952 | 53,365.77 |
| Balance December 31, 1952 | \$966.64 |

| | |
|------------------------------------|--------------|
| Tax Title Liens Outstanding | |
| Balance January 1, 1952 | \$111,266.05 |
| Redeemed by cash | 8,803.25 |
| Balance December 31, 1952 | \$108,411.08 |

| | |
|---|-------------|
| Property Acquired by Deed or Foreclosure | |
| Balance January 1, 1952 | \$74,437.46 |
| Sale for cash | 15,145.42 |
| Balance December 31, 1952 | \$54,437.46 |

CAPITAL DEBT, DECEMBER 31, 1952

| | |
|--------------------------|----------------|
| Gross Debt | |
| School debt | \$1,094,000.00 |
| Self-liquidating debt .. | |
| Other capital debt .. | 290,847.00 |

TOTAL GROSS DEBT \$1,384,847.00

Per Capita Gross Debt \$85.47

| | |
|--------------------------|--------------|
| Deductions for | |
| School debt | \$777,769.00 |
| Self-liquidating debt .. | |
| Other capital debt .. | |

TOTAL DEDUCTIONS 777,769.00

NET DEBT \$607,078.00

| | |
|------------------------------------|----------------|
| Average Assessed Valuations | |
| Real Property 1950-1951-1952 .. | \$9,722,121.00 |
| Per Cent of Net Debt | 6.24 |

CURRENT FINANCES DECEMBER 31, 1952

| | |
|-------------------------------------|--------------|
| Cash | \$319,607.23 |
| Taxes receivable | 40,288.57 |
| Tax title liens | 108,411.08 |
| Foreclosed property | 54,437.46 |
| Accounts receivable | 8,121.08 |
| State road aid receivable | 19,215.46 |
| Emergencies and deferred charges .. | 10,549.30 |

TOTAL ASSETS \$560,630.18

| | |
|------------------------|--------------|
| Cash liabilities | \$125,264.12 |
| Reserves | 211,253.19 |
| Surplus revenue | 224,107.87 |

TOTAL LIABILITIES AND SURPLUS \$560,630.18

MIDLAND PARK BOROUGH—BERGEN COUNTY

Population Census, 1950—5,164

Land Area 1.3 sq. mi.

Net Valuation Taxable \$4,769,104

EXPENDITURES AND REQUIRED PAYMENTS FOR 1952

| | |
|---|---------------------|
| General Government | |
| Administrative and executive | \$24,775.00 |
| Assessment and collection of taxes | 7,200.00 |
| Finance Department | |
| Protection to Persons & Property | |
| Fire | 12,450.00 |
| Police | 25,690.00 |
| Other | |
| Streets and Roads | |
| Repairs and maintenance | 28,150.00 |
| Street lighting | 6,500.00 |
| Sanitation | |
| Street cleaning | |
| Garbage and ash removal | |
| Sewers | |
| Health and Charities | |
| Health service | 5,400.00 |
| Poor (including relief) | 1,800.00 |
| Hospitals (aid and maintenance) | |
| Other | |
| Recreation | |
| Beaches and boardwalks | |
| Parks and playgrounds | 3,700.00 |
| Other | |
| Educational | |
| (Exclusive of school districts) .. | 11,500.00 |
| Unclassified Purposes | |
| (Including contingent) | 15,500.00 |
| SUB-TOTAL—Municipal functions.. | \$142,665.00 |

| | |
|---|----------------|
| Per Capita—Municipal functions | \$27.63 |
| Capital imp'ts and capital imp't fund | \$7,500.00 |
| Debt Service | |
| Principal payments | \$6,000.00 |
| Interest payments | \$85.00 |

| | |
|--------------------------------------|-----------------|
| Total | 6,885.00 |
| Per Capita Debt Service | \$1.33 |

| | |
|--|--------------|
| Deferred Charges and Statutory Expenditures | |
| Emergencies | |
| Other deferred chgs. | |
| Total | |

| | |
|--|---------------------|
| TOTAL—Municipal expenditures .. | \$157,050.00 |
|--|---------------------|

| | |
|---|-------------------|
| Required Payments for Local School, County, and Special District Taxes | 250,902.47 |
|---|-------------------|

| | |
|---|---------------------|
| TOTAL EXPENDITURES AND REQUIRED PAYMENTS | \$407,952.47 |
|---|---------------------|

| | |
|-------------------------------------|-------------|
| Reserve for uncollected taxes | \$27,678.45 |
|-------------------------------------|-------------|

| | |
|---------------------------------|---------------------|
| GRAND TOTAL—Budget | \$435,630.92 |
|---------------------------------|---------------------|

RECEIPTS AND REVENUES REALIZED IN 1952 TO MEET EXPENDITURES AND REQUIRED PAYMENTS

| | |
|------------------------------------|-------------|
| Surplus revenue appropriated .. | \$80,000.00 |
| Miscellaneous revenues realized .. | 43,745.86 |
| State aid revenues realized | 4,559.22 |
| Delinquent taxes including | |
| liens—1952 collections | |
| current taxes—1952 collections .. | 10,669.28 |
| Emergency borrowings | 337,612.01 |

| | |
|---|---------------------|
| TOTAL RECEIPTS AND REVENUES REALIZED | \$426,586.37 |
|---|---------------------|

CAPITAL OUTLAY—1952

| | |
|----------------------------------|------------|
| Beaches and boardwalks | |
| Buildings and equipment | \$7,732.00 |
| Parks and playgrounds | |
| Sewers | |
| Streets, roads and bridges | |
| Water supply | |
| Other | 1,905.01 |

| | |
|------------------------------|---------------|
| Tax rate | \$7.26 |
| Local school tax rate | 4.45 |
| County tax rate | 0.81 |
| Local purpose tax rate | 2.00 |

TAXES

| | | |
|--|--------------|---------------------|
| Local school tax ... | \$212,116.34 | |
| County taxes | 38,786.13 | |
| Special district taxes | | |
| Local purpose levy | | \$250,902.47 |
| | | 95,064.25 |
| Total tax levy (tax duplicate) .. | | \$345,966.72 |

| | |
|--|----------------|
| Per Capita Total Tax Levy | \$67.00 |
|--|----------------|

Current

| | |
|--|--------------|
| 1952 taxes levied (total) | \$352,187.70 |
| Collected in 1952 | 337,612.01 |
| Per cent of levy collected in 1952 ... | 95.86 |
| Transferred to liens | 25.41 |
| Cancelled, abated or adjusted | \$52.31 |
| Outstanding December 31, 1952 .. | \$13,697.97 |

All Prior Years Outstanding

| | |
|---------------------------------|-------------|
| Balance January 1, 1952 | \$10,699.56 |
| Collected in 1952 | 10,669.28 |
| Balance December 31, 1952 | |

Tax Title Liens Outstanding

| | |
|---------------------------------|----------|
| Balance January 1, 1952 | \$352.94 |
| Redeemed by cash | |
| Balance December 31, 1952 | \$378.35 |

Property Acquired by Deed or Foreclosure

| | |
|---------------------------------|----------|
| Balance January 1, 1952 | \$450.00 |
| Sale for cash | |
| Balance December 31, 1952 | \$450.00 |

CAPITAL DEBT, DECEMBER 31, 1952

| | |
|-----------------------------|--------------|
| Gross Debt | |
| School debt | \$295,000.00 |
| Self-liquidating debt | |
| Other capital debt | 55,000.00 |

| | |
|-------------------------------|---------------------|
| TOTAL GROSS DEBT | \$350,000.00 |
|-------------------------------|---------------------|

| | |
|------------------------------------|----------------|
| Per Capita Gross Debt | \$67.78 |
|------------------------------------|----------------|

Deductions for

| | |
|-----------------------------|--------------|
| School debt | \$241,568.00 |
| Self-liquidating debt | |
| Other capital debt | |

| | |
|-------------------------------|-------------------|
| TOTAL DEDUCTIONS | 241,568.00 |
|-------------------------------|-------------------|

| | |
|-----------------------|---------------------|
| NET DEBT | \$108,432.00 |
|-----------------------|---------------------|

Average Assessed Valuations

| | |
|---------------------------------|----------------|
| Real Property 1950-1951-1952 .. | \$4,026,134.00 |
| Per Cent of Net Debt | 2.69 |

CURRENT FINANCES DECEMBER 31, 1952

| | |
|-------------------------------------|---------------------|
| Cash | \$195,026.40 |
| Taxes receivable | 13,697.97 |
| Tax title liens | 378.35 |
| Foreclosed property | 450.00 |
| Accounts receivable | \$42.55 |
| State road aid receivable | |
| Emergencies and deferred charges .. | 15,000.00 |
| TOTAL ASSETS | \$224,895.27 |

| | |
|------------------------|-------------|
| Cash liabilities | \$38,709.48 |
| Reserves | 14,868.87 |
| Surplus revenue | 171,316.92 |

| | |
|--|---------------------|
| TOTAL LIABILITIES AND SURPLUS | \$224,895.27 |
|--|---------------------|

MILFORD BOROUGH—HUNTERDON COUNTY

Population Census, 1950—1,012 Land Area 1.3 sq. mi. Net Valuation Taxable \$2,882,897

| | |
|--|--------------------|
| EXPENDITURES AND REQUIRED PAYMENTS FOR 1952 | |
| General Government | |
| Administrative and executive | \$5,298.26 |
| Assessment and collection of taxes | 975.00 |
| Finance Department | 200.00 |
| Protection to Persons & Property | |
| Fire | 3,450.00 |
| Police | 4,700.00 |
| Other | |
| Streets and Roads | |
| Repairs and maintenance | 7,700.00 |
| Street lighting | 2,300.00 |
| Sanitation | |
| Street cleaning | |
| Garbage and ash removal | 2,950.00 |
| Sewers | |
| Health and Charities | |
| Health service | 1,020.00 |
| Poor (including relief) | 175.00 |
| Hospitals (aid and maintenance) | 50.00 |
| Other | |
| Recreation | |
| Beaches and boardwalks | |
| Parks and playgrounds | 168.75 |
| Other | |
| Educational | |
| (Exclusive of school districts) .. | 2,100.00 |
| Unclassified Purposes | |
| (Including contingent) | 39.24 |
| SUB-TOTAL—Municipal functions.. | \$31,126.25 |

| | |
|--|--------------------|
| Per Capita—Municipal functions | \$30.76 |
| Capital imp'ts and capital imp't fund | \$4,600.00 |
| Debt Service | |
| Principal payments .. | |
| Interest payments .. | |
| Total | |
| Per Capita Debt Service | |
| | |
| Deferred Charges and Statutory Expenditures | |
| Emergencies | \$2,500.00 |
| Other deferred chgs | 1,864.44 |
| Total | 4,364.44 |
| TOTAL—Municipal expenditures .. | \$39,890.69 |

| | |
|---|---------------------|
| Required Payments for Local School, County, and Special District Taxes | 77,824.72 |
| TOTAL EXPENDITURES AND REQUIRED PAYMENTS | \$117,915.41 |
| Reserve for uncollected taxes | \$5,599.05 |
| GRAND TOTAL—Budget | \$123,514.46 |

| | |
|--|---------------------|
| RECEIPTS AND REVENUES REALIZED IN 1952 TO MEET EXPENDITURES AND REQUIRED PAYMENTS | |
| Surplus revenue appropriated .. | \$7,000.00 |
| Miscellaneous revenues realized .. | 4,337.54 |
| State aid revenues realized | 990.00 |
| Delinquent taxes including | |
| liens—1952 collections | 1,932.97 |
| current taxes—1952 collections.. | 111,211.64 |
| Emergency borrowings | |
| TOTAL RECEIPTS AND REVENUES REALIZED | \$125,472.15 |

| | |
|----------------------------------|------------|
| CAPITAL OUTLAY—1952 | |
| Benches and boardwalks | |
| Buildings and equipment | \$5,752.07 |
| Parks and playgrounds | |
| Sewers | |
| Streets, roads and bridges | |
| Water supply | |
| Other | |

| | |
|------------------------------|---------------|
| Tax rate | \$3.86 |
| Local school tax rate | 1.70 |
| County tax rate | 1.00 |
| Local purpose tax rate | 1.16 |

| | |
|--|---------------------|
| TAXES | |
| Local school tax ... | \$48,978.88 |
| County taxes | 28,845.84 |
| Special district taxes | |
| Local purpose levy | 33,980.99 |
| Total tax levy (tax duplicate) .. | \$111,805.71 |

| | |
|--|-----------------|
| Per Capita Total Tax Levy | \$110.48 |
| Current | |
| 1952 taxes levied (total) | \$113,767.24 |
| Collected in 1952 | 111,211.64 |
| Per cent of levy collected in 1952 ... | 97.75 |
| Transferred to liens | 27.09 |
| Cancelled, abated or adjusted .. | |
| Outstanding December 31, 1952 .. | \$2,528.51 |

| | |
|------------------------------------|------------|
| All Prior Years Outstanding | |
| Balance January 1, 1952 | \$3,111.52 |
| Collected in 1952 | 1,932.97 |
| Balance December 31, 1952 | \$771.11 |

| | |
|------------------------------------|-------|
| Tax Title Liens Outstanding | |
| Balance January 1, 1952 | |
| Redeemed by cash | |
| Balance December 31, 1952 | |

| | |
|---|-------|
| Property Acquired by Deed or Foreclosure | |
| Balance January 1, 1952 | |
| Sale for cash | |
| Balance December 31, 1952 | |

| | |
|--|--------------|
| CAPITAL DEBT, DECEMBER 31, 1952 | |
| Gross Debt | |
| School debt | |
| Self-liquidating debt | |
| Other capital debt .. | |
| TOTAL GROSS DEBT | |
| Per Capita Gross Debt | |
| Deductions for | |
| School debt | |
| Self-liquidating debt | |
| Other capital debt .. | |
| TOTAL DEDUCTIONS | |
| NET DEBT | |

| | |
|------------------------------------|----------------|
| Average Assessed Valuations | |
| Real Property 1950-1951-1952.. | \$1,759,924.00 |
| Per Cent of Net Debt | |

| | |
|--|--------------------|
| CURRENT FINANCES DECEMBER 31, 1952 | |
| Cash | \$34,860.26 |
| Taxes receivable | 3,299.62 |
| Tax title liens | |
| Foreclosed property | |
| Accounts receivable | 4,622.67 |
| State road aid receivable | |
| Emergencies and deferred charges .. | 18.75 |
| TOTAL ASSETS | \$42,801.30 |
| Cash liabilities | \$6,765.45 |
| Reserves | 7,922.29 |
| Surplus revenue | 28,113.56 |
| TOTAL LIABILITIES AND SURPLUS | \$42,801.30 |

MILLBURN TOWNSHIP—ESSEX COUNTY

Population Census, 1950—14,560

Land Area 10.0 sq. mi.

Net Valuation Taxable \$40,609,302

EXPENDITURES AND REQUIRED PAYMENTS FOR 1952

| | |
|---|---------------------|
| General Government | |
| Administrative and executive . . . | \$72,961.00 |
| Assessment and collection of taxes | 28,390.00 |
| Finance Department | 6,860.00 |
| Protection to Persons & Property | |
| Fire | 117,181.99 |
| Police | 149,713.00 |
| Other | |
| Streets and Roads | |
| Repairs and maintenance | 138,788.88 |
| Street lighting | 26,806.01 |
| Sanitation | |
| Street cleaning | |
| Garbage and ash removal | 37,460.00 |
| Sewers | 21,105.00 |
| Health and Charities | |
| Health service | 12,835.00 |
| Poor (including relief) | 6,000.00 |
| Hospitals (aid and maintenance) | 3,000.00 |
| Other | |
| Recreation | |
| Beaches and boardwalks | |
| Parks and playgrounds | |
| Other | 25,195.00 |
| Educational | |
| (Exclusive of school districts) | 19,945.00 |
| Unclassified Purposes | |
| (Including contingent) | 72,064.00 |
| SUB-TOTAL—Municipal functions.. | \$738,304.88 |

| | |
|---|----------------|
| Per Capita—Municipal functions | \$50.71 |
| Capital imp'ts and capital imp't fund | \$140,000.00 |
| Debt Service | |
| Principal payments | \$25,000.00 |
| Interest payments | 22,020.00 |

| | |
|--|---------------------|
| Total | 47,020.00 |
| Per Capita Debt Service | \$3.23 |
| Deferred Charges and Statutory Expenditures | |
| Emergencies | |
| Other deferred chgs. | \$52,604.59 |
| Total | 52,604.59 |
| TOTAL—Municipal expenditures . . . | \$977,929.47 |

| | |
|---|---------------------|
| Required Payments for Local School, County, and Special District Taxes | 1,343,681.83 |
|---|---------------------|

| | |
|---|-----------------------|
| TOTAL EXPENDITURES AND REQUIRED PAYMENTS | \$2,321,611.30 |
| Reserve for uncollected taxes | \$187,750.13 |
| GRAND TOTAL—Budget | \$2,509,361.43 |

RECEIPTS AND REVENUES REALIZED IN 1952 TO MEET EXPENDITURES AND REQUIRED PAYMENTS

| | |
|---|--------------|
| Surplus revenue appropriated | \$180,000.00 |
| Miscellaneous revenues realized | 213,550.80 |
| State aid revenues realized | 12,292.50 |
| Delinquent taxes including | |
| liens—1952 collections | 56,355.70 |
| Current taxes—1952 collections | 2,067,128.63 |
| Emergency borrowings | |

| | |
|---|-----------------------|
| TOTAL RECEIPTS AND REVENUES REALIZED | \$2,529,327.63 |
|---|-----------------------|

| | |
|--------------------------------------|------------|
| CAPITAL OUTLAY—1952 | |
| Beaches and boardwalks | |
| Buildings and equipment | \$2,989.82 |
| Parks and playgrounds | |
| Sewers | 75,257.07 |
| Streets, roads and bridges | 61,382.53 |
| Water supply | |
| Other | 141,485.94 |

| | |
|----------------------------------|---------------|
| Tax rate | \$5.19 |
| Local school tax rate | 2.27 |
| County tax rate | 1.04 |
| Local purpose tax rate | 1.88 |

TAXES

| | | |
|---|-----------------------|----------------|
| Local school tax | \$921,129.05 | |
| County taxes | 422,552.78 | |
| Special district taxes | | |
| Local purpose levy | | \$1,343,681.83 |
| | | 764,983.60 |
| Total tax levy (tax duplicate) . . | \$2,108,665.43 | |

| | |
|--|-----------------|
| Per Capita Total Tax Levy | \$144.83 |
|--|-----------------|

| | |
|--|----------------|
| Current | |
| 1952 taxes levied (total) | \$2,138,408.37 |
| Collected in 1952 | 2,067,128.63 |
| Per cent of levy collected in 1952 | 96.66 |
| Transferred to liens | 160.89 |
| Cancelled, abated or adjusted | 13,215.82 |
| Outstanding December 31, 1952 | \$57,903.03 |

| | |
|-------------------------------------|-------------|
| All Prior Years Outstanding | |
| Balance January 1, 1952 | \$56,867.73 |
| Collected in 1952 | 56,204.52 |
| Balance December 31, 1952 | \$326.55 |

| | |
|-------------------------------------|------------|
| Tax Title Liens Outstanding | |
| Balance January 1, 1952 | \$1,065.02 |
| Reclaimed by cash | 151.18 |
| Balance December 31, 1952 | \$1,074.73 |

| | |
|---|-------------|
| Property Acquired by Deed or Foreclosure | |
| Balance January 1, 1952 | \$10,200.00 |
| Sale for cash | |
| Balance December 31, 1952 | \$10,200.00 |

CAPITAL DEBT, DECEMBER 31, 1952

| | |
|---------------------------------|----------------|
| Gross Debt | |
| School debt | \$1,562,700.00 |
| Self-liquidating debt | |
| Other capital debt | 1,089,107.00 |

| | |
|--|-----------------------|
| TOTAL GROSS DEBT | \$2,651,807.00 |
| Per Capita Gross Debt | \$182.13 |

| | |
|---------------------------------|----------------|
| Deductions for | |
| School debt | \$1,562,700.00 |
| Self-liquidating debt | |
| Other capital debt | 40,000.00 |

| | |
|-----------------------------------|-----------------------|
| TOTAL DEDUCTIONS | 1,602,700.00 |
| NET DEBT | \$1,049,107.00 |

| | |
|--|-----------------|
| Average Assessed Valuations | |
| Real Property 1950-1951-1952 | \$33,223,938.00 |
| Per Cent of Net Debt | 3.15 |

CURRENT FINANCES DECEMBER 31, 1952

| | |
|--|---------------------|
| Cash | \$702,501.73 |
| Taxes receivable | 58,229.58 |
| Tax title liens | 1,074.73 |
| Foreclosed property | 10,200.00 |
| Accounts receivable | |
| State road aid receivable | 29,866.15 |
| Emergencies and deferred charges | |
| TOTAL ASSETS | \$801,872.19 |

| | |
|----------------------------|--------------|
| Cash liabilities | \$318,561.96 |
| Reserves | 69,504.31 |
| Surplus revenue | 413,805.92 |

| | |
|--|---------------------|
| TOTAL LIABILITIES AND SURPLUS | \$801,872.19 |
|--|---------------------|

MILLSTONE BOROUGH—SOMERSET COUNTY

Population Census, 1950—289

Land Area 0.6 sq. mi.

Net Valuation Taxable \$216,780

| | |
|--|-------------------|
| EXPENDITURES AND REQUIRED PAYMENTS FOR 1952 | |
| General Government | |
| Administrative and executive | \$1,125.00 |
| Assessment and collection of taxes | 295.00 |
| Finance Department | |
| Protection to Persons & Property | |
| Fire | 50.00 |
| Police | 50.00 |
| Other | |
| Streets and Roads | |
| Repairs and maintenance | 652.00 |
| Street lighting | 615.00 |
| Maintenance | |
| Street cleaning | |
| Garbage and ash removal | 180.00 |
| Sewers | |
| Health and Charities | |
| Health service | 25.00 |
| Poor (including relief) | 150.00 |
| Hospitals (aid and maintenance) .. | |
| Other | |
| Recreation | |
| Beaches and boardwalks | |
| Parks and playgrounds | |
| Other | |
| Educational | |
| (Exclusive of school districts) .. | |
| Unclassified Purposes | |
| (Including contingent) | 90.00 |
| TOTAL—Municipal functions.. | \$3,232.00 |

| | |
|---|----------------|
| Per Capita—Municipal functions | \$11.18 |
| Capital imp'ts and capital imp't fund | |
| Debt Service | |
| Principal payments | |
| Interest payments | |
| Total | |
| Per Capita Debt Service | |
| Deferred Charges and Statutory Expenditures | |
| Emergencies | |
| Other deferred chgs. | \$24.77 |
| Total | \$24.77 |

| | |
|---|-------------------|
| TOTAL—Municipal expenditures .. | \$3,256.77 |
| Required Payments for Local School, County, and Special District Taxes | 15,128.24 |

| | |
|---|--------------------|
| TOTAL EXPENDITURES AND REQUIRED PAYMENTS | \$18,385.01 |
| Reserve for uncollected taxes | \$1,571.97 |
| GRAND TOTAL—Budget | \$19,956.98 |

| | |
|--|--------------------|
| RECEIPTS AND REVENUES REALIZED IN 1952 TO MEET EXPENDITURES AND REQUIRED PAYMENTS | |
| Surplus revenue appropriated .. | \$3,261.74 |
| Miscellaneous revenues realized .. | 1,731.13 |
| State aid revenues realized | 167.00 |
| Delinquent taxes including liens—1952 collections | 751.20 |
| Current taxes—1952 collections .. | 13,812.96 |
| Emergency borrowings | |
| TOTAL RECEIPTS AND REVENUES REALIZED | \$10,724.03 |

| | |
|----------------------------------|-------|
| CAPITAL OUTLAY—1952 | |
| Beaches and boardwalks | |
| Buildings and equipment | |
| Parks and playgrounds | |
| Sewers | |
| Streets, roads and bridges | |
| Water supply | |
| Other | |

| | |
|--|--------------------|
| Tax rate | \$6.08 |
| Local school tax rate | 6.04 |
| County tax rate | 0.94 |
| Local purpose tax rate | |
| TAXES | |
| Local school tax .. | \$13,082.65 |
| County taxes | 2,045.59 |
| Special district taxes | |
| Local purpose levy | \$15,128.24 |
| Total tax levy (tax duplicate) .. | \$15,128.24 |
| Per Capita Total Tax Levy | \$52.35 |

| | |
|---------------------------------------|-------------|
| Current | |
| 1952 taxes levied (total) | \$15,131.27 |
| Collected in 1952 | 13,812.96 |
| Per cent of levy collected in 1952 .. | \$1.28 |
| Transferred to liens | |
| Cancelled, abated or adjusted .. | 139.60 |
| Outstanding December 31, 1952 .. | \$1,178.71 |

| | |
|------------------------------------|------------|
| All Prior Years Outstanding | |
| Balance January 1, 1952 | \$1,265.53 |
| Collected in 1952 | 751.20 |
| Balance December 31, 1952 | \$506.63 |

| | |
|------------------------------------|-------|
| Tax Title Liens Outstanding | |
| Balance January 1, 1952 | |
| Redeemed by cash | |
| Balance December 31, 1952 | |

| | |
|---|-------|
| Property Acquired by Deed or Foreclosure | |
| Balance January 1, 1952 | |
| Sale for cash | |
| Balance December 31, 1952 | |

| | |
|--|--------------|
| CAPITAL DEBT, DECEMBER 31, 1952 | |
| Gross Debt | |
| School debt | |
| Self-liquidating debt | |
| Other capital debt .. | |
| TOTAL GROSS DEBT | |
| Per Capita Gross Debt | |
| Deductions for | |
| School debt | |
| Self-liquidating debt | |
| Other capital debt .. | |
| TOTAL DEDUCTIONS | |
| NET DEBT | |

| | |
|------------------------------------|--------------|
| Average Assessed Valuations | |
| Real Property 1950-1951-1952 .. | \$196,568.00 |
| Per Cent of Net Debt | |

| | |
|--|--------------------|
| CURRENT FINANCES DECEMBER 31, 1952 | |
| Cash | \$12,972.58 |
| Taxes receivable | 1,685.34 |
| Tax title liens | |
| Foreclosed property | |
| Accounts receivable | |
| State road aid receivable | |
| Emergencies and deferred charges .. | |
| TOTAL ASSETS | \$14,657.92 |
| Cash liabilities | \$1,275.50 |
| Reserves | 1,685.34 |
| Surplus revenue | 11,697.08 |
| TOTAL LIABILITIES AND SURPLUS | \$14,657.92 |

MILLSTONE TOWNSHIP—MONMOUTH COUNTY

Population Census, 1950—2,100 Land Area 39.36 sq. mi. Net Valuation Taxable \$1,073,975

| | |
|--|---------------------|
| EXPENDITURES AND REQUIRED PAYMENTS FOR 1952 | |
| General Government | |
| Administrative and executive | \$5,500.00 |
| Assessment and collection of taxes | 2,100.00 |
| Finance Department | 225.00 |
| Protection to Persons & Property | |
| Fire | 1,400.00 |
| Police | 980.00 |
| Other | |
| Streets and Roads | |
| Repairs and maintenance | 20,470.00 |
| Street lighting | |
| Sanitation | |
| Street cleaning | |
| Garbage and ash removal | |
| Sewers | |
| Health and Charities | |
| Health service | 300.00 |
| Poor (including relief) | 1,725.00 |
| Hospitals (aid and maintenance) | |
| Other | |
| Recreation | |
| Beaches and boardwalks | |
| Parks and playgrounds | |
| Other | |
| Educational | |
| (Exclusive of school districts) .. | |
| Unclassified Purposes | |
| (Including contingent) | 100.00 |
| SUB-TOTAL—Municipal functions.. | \$32,800.00 |
| Per Capita—Municipal functions | \$15.62 |
| Capital imp'ts and capital imp't fund | \$2,500.00 |
| Debt Service | |
| Principal payments .. | |
| Interest payments .. | |
| Total | |
| Per Capita Debt Service | |
| Deferred Charges and Statutory Expenditures | |
| Emergencies | |
| Other deferred chgs. | |
| Total | |
| TOTAL—Municipal expenditures ... | \$35,300.00 |
| Required Payments for Local School, County, and Special District Taxes | |
| | 84,839.26 |
| TOTAL EXPENDITURES AND REQUIRED PAYMENTS | \$120,139.26 |
| Reserve for uncollected taxes | \$23,750.00 |
| GRAND TOTAL—Budget | \$143,889.26 |
| RECEIPTS AND REVENUES REALIZED IN 1952 TO MEET EXPENDITURES AND REQUIRED PAYMENTS | |
| Surplus revenue appropriated .. | \$10,000.00 |
| Miscellaneous revenues realized .. | 19,158.83 |
| State aid revenues realized | 4,867.00 |
| Delinquent taxes including | |
| liens—1952 collections | 17,300.75 |
| Current taxes—1952 collections.. | 77,261.67 |
| Emergency borrowings | |
| TOTAL RECEIPTS AND REVENUES REALIZED | \$128,588.25 |
| CAPITAL OUTLAY—1952 | |
| Beaches and boardwalks | |
| Buildings and equipment | |
| Parks and playgrounds | |
| Sewers | |
| Streets, roads and bridges | |
| Water supply | |
| Other | |

| | |
|---|--------------------|
| Tax rate | \$9.18 |
| Local school tax rate | 6.29 |
| County tax rate | 1.61 |
| Local purpose tax rate | 1.28 |
| TAXES | |
| Local school tax ... | \$67,598.38 |
| County taxes | 17,240.88 |
| Special district taxes | |
| Local purpose levy | \$84,839.26 |
| | 13,750.00 |
| Total tax levy (tax duplicate) .. | \$98,589.26 |
| Per Capita Total Tax Levy | \$46.95 |
| Current | |
| 1952 taxes levied (total) | \$98,589.26 |
| Collected in 1952 | 77,261.67 |
| Per cent of levy collected in 1952 ... | 78.36 |
| Transferred to liens | |
| Cancelled, abated or adjusted .. | |
| Outstanding December 31, 1952 .. | \$21,327.59 |
| All Prior Years Outstanding | |
| Balance January 1, 1952 | \$17,786.34 |
| Collected in 1952 | 16,836.09 |
| Balance December 31, 1952 | \$950.25 |
| Tax Title Liens Outstanding | |
| Balance January 1, 1952 | \$5,639.71 |
| Redeemed by cash | 464.66 |
| Balance December 31, 1952 | \$5,175.05 |
| Property Acquired by Deed or Foreclosure | |
| Balance January 1, 1952 | |
| Sale for cash | |
| Balance December 31, 1952 | |
| CAPITAL DEBT, DECEMBER 31, 1952 | |
| Gross Debt | |
| School debt | \$15,000.00 |
| Self-liquidating debt | |
| Other capital debt .. | |
| TOTAL GROSS DEBT | \$15,000.00 |
| Per Capita Gross Debt | \$7.14 |
| Deductions for | |
| School debt | \$15,000.00 |
| Self-liquidating debt .. | |
| Other capital debt .. | |
| TOTAL DEDUCTIONS | 15,000.00 |
| NET DEBT | |
| Average Assessed Valuations | |
| Real Property 1950-1951-1952.. | \$1,002,312.00 |
| Per Cent of Net Debt | |
| CURRENT FINANCES DECEMBER 31, 1952 | |
| Cash | \$65,064.59 |
| Taxes receivable | 22,277.84 |
| Tax title liens | 5,175.05 |
| Foreclosed property | |
| Accounts receivable | 2,230.24 |
| State road aid receivable | |
| Emergencies and deferred charges .. | |
| TOTAL ASSETS | \$94,747.72 |
| Cash liabilities | \$2,311.06 |
| Reserves | 29,683.13 |
| Surplus revenue | 62,753.53 |
| TOTAL LIABILITIES AND SURPLUS | \$94,747.72 |

MILLTOWN BOROUGH—MIDDLESEX COUNTY

Population Census, 1950—3,786 Land Area 1.6 sq. mi. Net Valuation Taxable \$3,123,077

EXPENDITURES AND REQUIRED PAYMENTS FOR 1952

| | |
|---|---------------------|
| General Government | |
| Administrative and executive | \$16,265.00 |
| Assessment and collection of taxes | 5,385.00 |
| Finance Department | |
| Protection to Persons & Property | |
| Fire | 8,450.00 |
| Police | 23,940.00 |
| Other | |
| Streets and Roads | |
| Repairs and maintenance | 18,025.00 |
| Street lighting | 3,700.00 |
| Sanitation | |
| Street cleaning | 4,500.00 |
| Garbage and ash removal | 13,200.00 |
| Sewers | 9,200.00 |
| Health and Charities | |
| Health service | 1,800.00 |
| Poor (including relief) | 770.00 |
| Hospitals (aid and maintenance) .. | 400.00 |
| Other | |
| Recreation | |
| Beaches and boardwalks | |
| Parks and playgrounds | 4,200.00 |
| Other | 4,200.00 |
| Educational | |
| (Exclusive of school districts) .. | 1,050.00 |
| Unclassified Purposes | |
| (Including contingent) | 3,300.00 |
| SUB-TOTAL—Municipal functions.. | \$118,385.00 |

| | |
|--|---------------------|
| Per Capita—Municipal functions | \$31.27 |
| Capital imp'ts and capital imp't fund | \$12,000.00 |
| Debt Service | |
| Principal payments . | \$1,000.00 |
| Interest payments .. | 175.00 |
| Total | 1,175.00 |
| Per Capita Debt Service | \$0.31 |
| Deferred Charges and Statutory Expenditures | |
| Emergencies | |
| Other deferred chgs. | \$1,684.00 |
| Total | 1,684.00 |
| TOTAL—Municipal expenditures ... | \$133,244.00 |

| | |
|---|-------------------|
| Required Payments for Local School, County, and Special District Taxes | 217,496.28 |
|---|-------------------|

TOTAL EXPENDITURES AND REQUIRED PAYMENTS

| | |
|-------------------------------------|---------------------|
| | \$350,740.28 |
| Reserve for uncollected taxes | \$20,304.40 |
| GRAND TOTAL—Budget | \$371,044.68 |

RECEIPTS AND REVENUES REALIZED IN 1952 TO MEET EXPENDITURES AND REQUIRED PAYMENTS

| | |
|---|---------------------|
| Surplus revenue appropriated .. | \$31,487.30 |
| Miscellaneous revenues realized .. | 91,205.40 |
| State aid revenues realized | 2,548.00 |
| Delinquent taxes including | |
| liens—1952 collections | 7,686.47 |
| current taxes—1952 collections .. | 218,897.74 |
| Emergency borrowings | |
| TOTAL RECEIPTS AND REVENUES REALIZED | \$351,824.91 |

CAPITAL OUTLAY—1952

| | |
|----------------------------------|-------------|
| Beaches and boardwalks | |
| Buildings and equipment | |
| Parks and playgrounds | |
| Sewers | |
| Streets, roads and bridges | \$21,323.46 |
| Water supply | |
| Other | |

| | |
|------------------------------|---------------|
| Tax rate | \$7.21 |
| Local school tax rate | 5.28 |
| County tax rate | 1.69 |
| Local purpose tax rate | 0.24 |

TAXES

| | | |
|--|----------------|--------------|
| Local school tax ... | \$164,805.00 | |
| County taxes | 52,691.28 | |
| Special district taxes | | |
| Local purpose levy | | \$217,496.28 |
| Total tax levy (tax duplicate) .. | | \$226,037.99 |
| Per Capita Total Tax Levy | \$59.70 | |

| | |
|--|--------------|
| Current | |
| 1952 taxes levied (total) | \$228,424.31 |
| Collected in 1952 | 218,897.74 |
| Per cent of levy collected in 1952 ... | 95.82 |
| Transferred to liens | 59.50 |
| Cancelled, abated or adjusted .. | |
| Outstanding December 31, 1952 .. | \$9,467.07 |

| | |
|------------------------------------|------------|
| All Prior Years Outstanding | |
| Balance January 1, 1952 | \$8,448.22 |
| Collected in 1952 | 7,571.72 |
| Balance December 31, 1952 | \$831.13 |

| | |
|------------------------------------|------------|
| Tax Title Liens Outstanding | |
| Balance January 1, 1952 | \$1,110.15 |
| Redeemed by cash | 114.75 |
| Balance December 31, 1952 | \$1,054.90 |

| | |
|---|------------|
| Property Acquired by Deed or Foreclosure | |
| Balance January 1, 1952 | \$2,650.00 |
| Sale for cash | 19,000.00 |
| Balance December 31, 1952 | \$250.00 |

CAPITAL DEBT, DECEMBER 31, 1952

| | |
|------------------------------------|---------------------|
| Gross Debt | |
| School debt | \$378,000.00 |
| Self-liquidating debt .. | 4,000.00 |
| Other capital debt .. | 2,500.00 |
| TOTAL GROSS DEBT | \$384,500.00 |
| Per Capita Gross Debt | \$101.56 |

| | |
|-------------------------------|---------------------|
| Deductions for | |
| School debt | \$172,665.00 |
| Self-liquidating debt .. | 4,000.00 |
| Other capital debt .. | |
| TOTAL DEDUCTIONS | 176,665.00 |
| NET DEBT | \$207,835.00 |

| | |
|------------------------------------|----------------|
| Average Assessed Valuations | |
| Real Property 1950-1951-1952 .. | \$2,877,752.00 |
| Per Cent of Net Debt | 7.22 |

CURRENT FINANCES DECEMBER 31, 1952

| | |
|-------------------------------------|--------------------|
| Cash | \$29,300.34 |
| Taxes receivable | 10,298.20 |
| Tax title liens | 1,034.90 |
| Foreclosed property | 250.00 |
| Accounts receivable | 305.12 |
| State road aid receivable | |
| Emergencies and deferred charges .. | 1,325.00 |
| TOTAL ASSETS | \$42,533.56 |

| | |
|------------------------|------------|
| Cash liabilities | \$7,789.45 |
| Reserves | 11,908.22 |
| Surplus revenue | 22,835.89 |

| | |
|--|--------------------|
| TOTAL LIABILITIES AND SURPLUS | \$42,533.56 |
|--|--------------------|

MILLVILLE CITY—CUMBERLAND COUNTY

Population Census, 1950—16,041 Land Area 44.3 sq. mi. Net Valuation Taxable \$13,551,798

| | |
|--|---------------------|
| EXPENDITURES AND REQUIRED PAYMENTS FOR 1952 | |
| General Government | |
| Administrative and executive | \$53,027.00 |
| Assessment and collection of taxes | 23,498.20 |
| Finance Department | 4,650.00 |
| Protection to Persons & Property | |
| Fire | 31,231.42 |
| Police | 71,340.75 |
| Other | |
| Streets and Roads | |
| Repairs and maintenance | 54,719.35 |
| Street lighting | 39,000.00 |
| Sanitation | |
| Street cleaning | |
| Garbage and ash removal | 29,614.00 |
| Sewers | 19,600.00 |
| Health and Charities | |
| Health service | 4,964.00 |
| Poor (including relief) | 9,765.00 |
| Hospitals (aid and maintenance) | 6,000.00 |
| Other | 4,504.65 |
| Recreation | |
| Beaches and boardwalks | |
| Parks and playgrounds | 6,465.00 |
| Other | 4,250.00 |
| Educational | |
| (Exclusive of school districts) | 3,500.00 |
| Unclassified Purposes | |
| (Including contingent) | 14,629.95 |
| SUB-TOTAL—Municipal functions.. | \$380,760.32 |

| | |
|--|-------------------|
| Per Capita—Municipal functions | \$23.74 |
| Capital imp'ts and capital imp't fund | \$41,600.00 |
| Debt Service | |
| Principal payments | \$55,000.00 |
| Interest payments | 30,773.96 |
| Total | *85,773.96 |
| Per Capita Debt Service | \$5.35 |
| Deferred Charges and Statutory Expenditures | |
| Emergencies | \$400.00 |
| Other deferred chgs. | 55,080.20 |
| Total | 55,480.20 |

| | |
|---|-----------------------|
| TOTAL—Municipal expenditures | \$563,614.48 |
| Required Payments for Local School, County, and Special District Taxes | 597,954.18 |
| TOTAL EXPENDITURES AND REQUIRED PAYMENTS | \$1,161,568.66 |
| Reserve for uncollected taxes | \$28,097.00 |
| GRAND TOTAL—Budget | \$1,189,665.66 |

| | |
|--|-----------------------|
| RECEIPTS AND REVENUES REALIZED IN 1952 TO MEET EXPENDITURES AND REQUIRED PAYMENTS | |
| Surplus revenue appropriated | \$18,856.02 |
| Miscellaneous revenues realized. | 242,561.52 |
| State aid revenues realized | 27,122.28 |
| Delinquent taxes including | |
| liens—1952 collections | 24,716.28 |
| current taxes—1952 collections.. . . . | 912,481.63 |
| Emergency borrowings | |
| TOTAL RECEIPTS AND REVENUES REALIZED | \$1,225,737.73 |

| | |
|--------------------------------------|-------------|
| CAPITAL OUTLAY—1952 | |
| Beaches and boardwalks | |
| Buildings and equipment | \$28,246.61 |
| Parks and playgrounds | |
| Sewers | 3,988.98 |
| Streets, roads and bridges | 10,325.27 |
| Water supply | 151,737.95 |
| Other | 27.30 |

* Includes \$24,525 Art. VI School Debt Service.

| | |
|----------------------------------|---------------|
| Tax rate | \$6.93 |
| Local school tax rate | 3.11 |
| County tax rate | 1.37 |
| Local purpose tax rate | 2.45 |

| | |
|--|---------------------|
| TAXES | |
| Local school tax | \$412,937.25 |
| County taxes | 185,016.93 |
| Special district taxes | |
| Local purpose levy | \$597,954.18 |
| Total tax levy (tax duplicate) .. | \$942,425.18 |

| | |
|--|----------------|
| Per Capita Total Tax Levy | \$58.75 |
|--|----------------|

| | |
|--|--------------|
| Current | |
| 1952 taxes levied (total) | \$942,425.18 |
| Collected in 1952 | 912,481.63 |
| Per cent of levy collected in 1952 | 96.82 |
| Transferred to liens | 1,889.09 |
| Cancelled, abated or adjusted | 1,888.78 |
| Outstanding December 31, 1952 | \$26,165.68 |

| | |
|-------------------------------------|--------------|
| All Prior Years Outstanding | |
| Balance January 1, 1952 | \$134,497.10 |
| Collected in 1952 | 22,372.61 |
| Balance December 31, 1952 | \$110,895.47 |

| | |
|-------------------------------------|-------------|
| Tax Title Liens Outstanding | |
| Balance January 1, 1952 | \$46,432.38 |
| Redeemed by cash | 2,343.67 |
| Balance December 31, 1952 | \$41,009.64 |

| | |
|---|-------------|
| Property Acquired by Deed or Foreclosure | |
| Balance January 1, 1952 | \$31,065.59 |
| Sale for cash | 11,101.49 |
| Balance December 31, 1952 | \$28,206.10 |

| | |
|--|---------------------|
| CAPITAL DEBT, DECEMBER 31, 1952 | |
| Gross Debt | |
| School debt | \$183,000.00 |
| Self-liquidating debt. | 223,000.00 |
| Other capital debt | 498,317.00 |
| TOTAL GROSS DEBT | \$904,317.00 |
| Per Capita Gross Debt | \$56.38 |

| | |
|-----------------------------------|---------------------|
| Deductions for | |
| School debt | \$183,000.00 |
| Self-liquidating debt. | 1,874.00 |
| Other capital debt | |
| TOTAL DEDUCTIONS | 184,874.00 |
| NET DEBT | \$719,443.00 |

| | |
|--------------------------------------|-----------------|
| Average Assessed Valuations | |
| Real Property 1950-1951-1952.. . . . | \$11,476,444.00 |
| Per Cent of Net Debt | 6.26 |

| | |
|--|---------------------|
| CURRENT FINANCES DECEMBER 31, 1952 | |
| Cash | \$489,323.05 |
| Taxes receivable | 137,061.17 |
| Tax title liens | 41,009.64 |
| Foreclosed property | 28,206.10 |
| Accounts receivable | 60,571.66 |
| State road aid receivable | 9.32 |
| Emergencies and deferred charges | |
| TOTAL ASSETS | \$756,180.94 |
| Cash liabilities | \$242,661.42 |
| Reserves | 266,848.55 |
| Surplus revenue | 246,670.95 |
| TOTAL LIABILITIES AND SURPLUS | \$756,180.94 |

MINE HILL TOWNSHIP—MORRIS COUNTY

Population Census, 1950—1,951 Land Area 2.8 sq. mi. Net Valuation Taxable \$1,248,568

| | |
|--|---------------------|
| EXPENDITURES AND REQUIRED PAYMENTS FOR 1952 | |
| General Government | |
| Administrative and executive | \$5,785.00 |
| Assessment and collection of taxes | 3,750.00 |
| Finance Department | 750.00 |
| Protection to Persons & Property | |
| Fire | 1,700.00 |
| Police | 3,850.00 |
| Other | |
| Streets and Roads | |
| Repairs and maintenance | 17,578.89 |
| Street lighting | 3,700.00 |
| Sanitation | |
| Street cleaning | |
| Garbage and ash removal | 4,900.00 |
| Sewers | |
| Health and Charities | |
| Health service | 300.00 |
| Poor (including relief) | 775.00 |
| Hospitals (aid and maintenance) | 500.00 |
| Other | 450.00 |
| Recreation | |
| Beaches and boardwalks | |
| Parks and playgrounds | |
| Other | |
| Educational | |
| (Exclusive of school districts) .. | |
| Unclassified Purposes | |
| (Including contingent) | 675.00 |
| SUB-TOTAL—Municipal functions.. | \$44,713.89 |
| Per Capita—Municipal functions | |
| Capital imp'ts and capital imp't fund | \$22.92 |
| Debt Service | \$3,600.00 |
| Principal payments .. | |
| Interest payments .. | \$200.00 |
| Total | 200.00 |
| Per Capita Debt Service | |
| Deferred Charges and Statutory Expenditures | \$0.10 |
| Emergencies | \$900.00 |
| Other deferred chgs. | |
| Total | 900.00 |
| TOTAL—Municipal expenditures ... | \$49,413.89 |
| Required Payments for Local School, County, and Special District Taxes | |
| | 70,799.07 |
| TOTAL EXPENDITURES AND REQUIRED PAYMENTS | \$120,212.96 |
| Reserve for uncollected taxes | \$23,371.56 |
| GRAND TOTAL—Budget | \$143,584.52 |
| RECEIPTS AND REVENUES REALIZED IN 1952 TO MEET EXPENDITURES AND REQUIRED PAYMENTS | |
| Surplus revenue appropriated .. | \$17,000.00 |
| Miscellaneous revenues realized .. | 16,951.41 |
| State aid revenues realized | 6,577.40 |
| Delinquent taxes including | |
| liens—1952 collections | 8,944.42 |
| Current taxes—1952 collections .. | 88,292.29 |
| Emergency borrowings | |
| TOTAL RECEIPTS AND REVENUES REALIZED | \$137,765.52 |
| CAPITAL OUTLAY—1952 | |
| Beaches and boardwalks | |
| Buildings and equipment | \$350.00 |
| Parks and playgrounds | |
| Sewers | |
| Streets, roads and bridges | |
| Water supply | |
| Other | |

| | |
|---|--------------------|
| Tax rate | \$8.14 |
| Local school tax rate | 4.60 |
| County tax rate | 1.06 |
| Local purpose tax rate | 2.48 |
| TAXES | |
| Local school tax ... | \$57,491.33 |
| County taxes | 13,307.74 |
| Special district taxes | |
| Local purpose levy | \$70,799.07 |
| Total tax levy (tax duplicate) .. | \$101,563.52 |
| Per Capita Total Tax Levy | \$52.06 |
| Current | |
| 1952 taxes levied (total) | \$102,444.56 |
| Collected in 1952 | 88,292.29 |
| Per cent of levy collected in 1952 ... | 86.18 |
| Transferred to liens | 509.44 |
| Cancelled, abated or adjusted .. | 162.80 |
| Outstanding December 31, 1952 .. | \$13,480.03 |
| All Prior Years Outstanding | |
| Balance January 1, 1952 | \$12,625.63 |
| Collected in 1952 | 8,325.43 |
| Balance December 31, 1952 | \$4,300.20 |
| Tax Title Liens Outstanding | |
| Balance January 1, 1952 | \$12,205.27 |
| Redeemed by cash | 618.99 |
| Balance December 31, 1952 | \$9,685.46 |
| Property Acquired by Deed or Foreclosure | |
| Balance January 1, 1952 | \$100.00 |
| Sale for cash | 500.00 |
| Balance December 31, 1952 | \$1,075.00 |
| CAPITAL DEBT, DECEMBER 31, 1952 | |
| Gross Debt | |
| School debt | |
| Self-liquidating debt .. | |
| Other capital debt .. | \$8,000.00 |
| TOTAL GROSS DEBT | \$8,000.00 |
| Per Capita Gross Debt | \$4.10 |
| Deductions for | |
| School debt | |
| Self-liquidating debt .. | |
| Other capital debt .. | |
| TOTAL DEDUCTIONS | |
| NET DEBT | \$8,000.00 |
| Average Assessed Valuations | |
| Real Property 1950-1951-1952 .. | \$1,085,718.00 |
| Per Cent of Net Debt | 0.73 |
| CURRENT FINANCES DECEMBER 31, 1952 | |
| Cash | \$46,565.95 |
| Taxes receivable | 17,780.23 |
| Tax title liens | 9,685.46 |
| Foreclosed property | 1,075.00 |
| Accounts receivable | 845.15 |
| State road aid receivable | 4,947.77 |
| Emergencies and deferred charges .. | 1,300.00 |
| TOTAL ASSETS | \$82,199.56 |
| Cash liabilities | \$9,361.98 |
| Reserves | 29,385.84 |
| Surplus revenue | 43,451.74 |
| TOTAL LIABILITIES AND SURPLUS | \$82,199.56 |

MONMOUTH BEACH BOROUGH—MONMOUTH COUNTY

Population Census, 1950—806 Land Area 1.1 sq. mi. Net Valuation Taxable \$1,397,346

| | |
|---|--------------------|
| EXPENDITURES AND RE-REQUIRED PAYMENTS FOR 1952 | |
| General Government | |
| Administrative and executive | \$12,607.00 |
| Assessment and collection of taxes | 1,468.00 |
| Finance Department | 1,180.00 |
| Protection to Persons & Property | |
| Fire | 4,282.00 |
| Police | 11,743.00 |
| Other | |
| Streets and Roads | |
| Repairs and maintenance | 18,050.00 |
| Street lighting | 4,600.00 |
| Sanitation | |
| Street cleaning | |
| Garbage and ash removal | 5,551.00 |
| Sewers | |
| Health and Charities | |
| Health service | 1,123.00 |
| Poor (including relief) | 127.00 |
| Hospitals (aid and maintenance) | |
| Other | |
| Recreation | |
| Beaches and boardwalks | 8,119.00 |
| Parks and playgrounds | |
| Other | |
| Educational | |
| (Exclusive of school districts) .. | |
| Unclassified Purposes | |
| (Including contingent) | 3,682.00 |
| SUB-TOTAL—Municipal functions.. | \$72,532.00 |

| | |
|--|------------------|
| Per Capita—Municipal functions | \$89.99 |
| Capital imp'ts and capital imp't fund | \$500.00 |
| Debt Service | |
| Principal payments | \$10,000.00 |
| Interest payments .. | 3,040.00 |
| Total | 13,040.00 |
| Per Capita Debt Service | \$16.18 |
| Deferred Charges and Statutory Expenditures | |
| Emergencies | \$2,500.00 |
| Other deferred chgs. | 1,389.00 |
| Total | 3,889.00 |

TOTAL—Municipal expenditures .. **\$89,961.00**

Required Payments for Local School, County, and Special District Taxes **62,759.65**

TOTAL EXPENDITURES AND REQUIRED PAYMENTS **\$152,720.65**

Reserve for uncollected taxes

GRAND TOTAL—Budget **\$168,664.86**

| | |
|--|-------------|
| RECEIPTS AND REVENUES REALIZED IN 1952 TO MEET EXPENDITURES AND REQUIRED PAYMENTS | |
| Surplus revenue appropriated .. | \$29,000.00 |
| Miscellaneous revenues realized .. | 27,608.68 |
| State aid revenues realized | 1,659.00 |
| Delinquent taxes including | |
| liens—1952 collections | 9,845.43 |
| current taxes—1952 collections .. | 94,353.88 |
| Emergency borrowings | |

TOTAL RECEIPTS AND REVENUES REALIZED **\$162,466.99**

CAPITAL OUTLAY—1952

| | |
|----------------------------------|------------|
| Beaches and boardwalks | |
| Buildings and equipment | |
| Parks and playgrounds | |
| Sewers | |
| Streets, roads and bridges | \$6,479.55 |
| Water supply | |
| Other | |

| | |
|---------------------------------|---------------|
| Local school tax rate | \$7.66 |
| County tax rate | 2.89 |
| Local purpose tax rate | 1.60 |
| Special district tax rate | 3.17 |

TAXES

| | | |
|--|-----------------|---------------------|
| Local school tax ... | \$40,349.99 | |
| County taxes | 22,409.66 | |
| Special district taxes | | |
| | | \$62,759.65 |
| Local purpose levy | | 44,146.21 |
| Total tax levy (tax duplicate) .. | | \$106,905.86 |
| Per Capita Total Tax Levy | \$132.64 | |

| | |
|--|--------------|
| Current | |
| 1952 taxes levied (total) | \$106,905.86 |
| Collected in 1952 | 94,353.88 |
| Per cent of levy collected in 1952 ... | 88.25 |
| Transferred to liens | 1,165.56 |
| Cancelled, abated or adjusted .. | |
| Outstanding December 31, 1952 .. | \$11,386.42 |

| | |
|------------------------------------|-------------|
| All Prior Years Outstanding | |
| Balance January 1, 1952 | \$10,114.78 |
| Collected in 1952 | 9,845.43 |
| Balance December 31, 1952 | \$269.35 |

| | |
|------------------------------------|------------|
| Tax Title Liens Outstanding | |
| Balance January 1, 1952 | \$5,710.45 |
| Redeemed by cash | |
| Balance December 31, 1952 | \$6,876.01 |

| | |
|---|-------------|
| Property Acquired by Deed or Foreclosure | |
| Balance January 1, 1952 | \$18,465.00 |
| Sale for cash | 3,375.00 |
| Balance December 31, 1952 | \$15,090.00 |

CAPITAL DEBT, DECEMBER 31, 1952

| | |
|------------------------------------|---------------------|
| Gross Debt | |
| School debt | \$76,000.00 |
| Self-liquidating debt .. | |
| Other capital debt .. | 142,000.00 |
| TOTAL GROSS DEBT | \$218,000.00 |
| Per Capita Gross Debt | \$270.47 |

| | |
|-------------------------------|---------------------|
| Deductions for | |
| School debt | \$76,000.00 |
| Self-liquidating debt .. | |
| Other capital debt .. | |
| TOTAL DEDUCTIONS | 76,000.00 |
| NET DEBT | \$142,000.00 |

| | |
|------------------------------------|----------------|
| Average Assessed Valuations | |
| Real Property 1950-1951-1952 .. | \$1,317,315.00 |
| Per Cent of Net Debt | 10.77 |

CURRENT FINANCES DECEMBER 31, 1952

| | |
|-------------------------------------|-------------|
| Cash | \$42,551.46 |
| Taxes receivable | 11,655.77 |
| Tax title liens | 6,876.01 |
| Foreclosed property | 15,090.00 |
| Accounts receivable | 6,594.39 |
| State road aid receivable | |
| Emergencies and deferred charges .. | 2,000.00 |

TOTAL ASSETS **\$84,767.63**

| | |
|------------------------|------------|
| Cash liabilities | \$9,750.79 |
| Reserves | 40,216.17 |
| Surplus revenue | 34,800.67 |

TOTAL LIABILITIES AND SURPLUS **\$84,767.63**

MONROE TOWNSHIP—GLOUCESTER COUNTY

Population Census, 1950—5,331

Land Area 46.50 sq. mi.

Net Valuation Taxable \$2,749,231

| | |
|--|---------------------|
| EXPENDITURES AND REQUIRED PAYMENTS FOR 1952 | |
| General Government | |
| Administrative and executive | \$14,222.00 |
| Assessment and collection of taxes | 7,623.00 |
| Finance Department | 915.00 |
| Protection to Persons & Property | |
| Fire | 3,410.00 |
| Police | 16,666.00 |
| Other | |
| Streets and Roads | |
| Repairs and maintenance | 27,418.56 |
| Street lighting | 11,555.00 |
| Sanitation | |
| Street cleaning | |
| Garbage and ash removal | 200.00 |
| Sewers | |
| Health and Charities | |
| Health service | 110.00 |
| Poor (including relief) | 3,680.00 |
| Hospitals (aid and maintenance) | |
| Other | 750.00 |
| Recreation | |
| Beaches and boardwalks | |
| Parks and playgrounds | |
| Other | 1,451.00 |
| Educational | |
| (Exclusive of school districts) .. | |
| Unclassified Purposes | |
| (Including contingent) | 550.00 |
| SUB-TOTAL—Municipal functions.. | \$88,550.56 |
| Per Capita—Municipal functions .. | \$16.01 |
| Capital imp'ts and capital imp't fund .. | \$3,472.22 |
| Debt Service | |
| Principal payments .. | \$2,600.00 |
| Interest payments .. | 104.00 |
| Total | 2,704.00 |
| Per Capita Debt Service | \$0.49 |
| Deferred Charges and Statutory Expenditures | |
| Emergencies | |
| Other deferred chgs. .. | \$15,060.94 |
| Total | 15,060.94 |
| TOTAL—Municipal expenditures .. | \$109,787.72 |
| Required Payments for Local School, County, and Special District Taxes | |
| | 211,864.72 |
| TOTAL EXPENDITURES AND REQUIRED PAYMENTS | \$321,652.44 |
| Reserve for uncollected taxes | \$38,943.00 |
| GRAND TOTAL—Budget | \$360,595.44 |
| RECEIPTS AND REVENUES REALIZED IN 1952 TO MEET EXPENDITURES AND REQUIRED PAYMENTS | |
| Surplus revenue appropriated .. | \$52,000.00 |
| Miscellaneous revenues realized .. | 71,393.69 |
| State aid revenues realized | 13,071.40 |
| Delinquent taxes including liens—1952 collections | 31,513.29 |
| Current taxes—1952 collections .. | 180,429.21 |
| Emergency borrowings | |
| TOTAL RECEIPTS AND REVENUES REALIZED | \$348,407.59 |
| CAPITAL OUTLAY—1952 | |
| Beaches and boardwalks | |
| Buildings and equipment | |
| Parks and playgrounds | |
| Sewers | |
| Streets, roads and bridges | |
| Water supply | \$9,961.45 |
| Other | |

| | |
|---|---------------------|
| Tax rate | \$7.84 |
| Local school tax rate | 6.68 |
| County tax rate | 1.02 |
| Local purpose tax rate | 0.14 |
| TAXES | |
| Local school tax ... | \$183,700.00 |
| County taxes | 28,164.72 |
| Special district taxes | |
| Local purpose levy | \$211,864.72 |
| Total tax levy (tax duplicate) .. | \$419,640.72 |
| Per Capita Total Tax Levy | \$39.06 |
| Current | |
| 1952 taxes levied (total) | \$219,003.17 |
| Collected in 1952 | 180,429.21 |
| Per cent of levy collected in 1952 .. | 82.39 |
| Transferred to liens | 1,260.32 |
| Cancelled, abated or adjusted .. | 198.00 |
| Outstanding December 31, 1952 .. | \$37,115.64 |
| All Prior Years Outstanding | |
| Balance January 1, 1952 | \$53,801.52 |
| Collected in 1952 | 31,379.21 |
| Balance December 31, 1952 | \$22,290.16 |
| Tax Title Liens Outstanding | |
| Balance January 1, 1952 | \$23,508.23 |
| Redeemed by cash | 134.08 |
| Balance December 31, 1952 | \$24,656.92 |
| Property Acquired by Deed or Foreclosure | |
| Balance January 1, 1952 | \$7,950.00 |
| Sale for cash | 2,235.50 |
| Balance December 31, 1952 | \$3,200.00 |
| CAPITAL DEBT, DECEMBER 31, 1952 | |
| Gross Debt | |
| School debt | \$6,000.00 |
| Self-liquidating debt .. | 8,000.00 |
| Other capital debt .. | |
| TOTAL GROSS DEBT | \$14,000.00 |
| Per Capita Gross Debt | |
| | \$2.53 |
| Deductions for | |
| School debt | \$6,000.00 |
| Self-liquidating debt .. | 8,000.00 |
| Other capital debt .. | |
| TOTAL DEDUCTIONS | 14,000.00 |
| NET DEBT | |
| Average Assessed Valuations | |
| Real Property 1950-1951-1952 .. | \$2,374,696.00 |
| Per Cent of Net Debt | |
| CURRENT FINANCES DECEMBER 31, 1952 | |
| Cash | \$169,091.79 |
| Taxes receivable | 59,405.80 |
| Tax title liens | 24,656.92 |
| Foreclosed property | 3,200.00 |
| Accounts receivable | 3,275.84 |
| State road aid receivable | 2,000.00 |
| Emergencies and deferred charges .. | 1,032.00 |
| TOTAL ASSETS | \$262,662.35 |
| Cash liabilities | \$17,495.68 |
| Reserves | 90,538.56 |
| Surplus revenue | 154,628.11 |
| TOTAL LIABILITIES AND SURPLUS | \$262,662.35 |

MONROE TOWNSHIP—MIDDLESEX COUNTY

Population Census, 1950—4,082 Land Area 41.8 sq. mi. Net Valuation Taxable \$1,900,663

| | |
|--|--------------------|
| EXPENDITURES AND REQUIRED PAYMENTS FOR 1952 | |
| General Government | |
| Administrative and executive | \$6,850.00 |
| Assessment and collection of taxes | 4,125.00 |
| Finance Department | 650.00 |
| Protection to Persons & Property | |
| Fire | 1,450.00 |
| Police | 1,550.00 |
| Other | |
| Streets and Roads | |
| Repairs and maintenance | 35,100.00 |
| Street lighting | 900.00 |
| Sanitation | |
| Street cleaning | |
| Garbage and ash removal | |
| Sewers | |
| Health and Charities | |
| Health service | 300.00 |
| Poor (including relief) | 2,300.00 |
| Hospitals (aid and maintenance) | |
| Other | 350.00 |
| Recreation | |
| Beaches and boardwalks | |
| Parks and playgrounds | |
| Other | |
| Educational | |
| (Exclusive of school districts) .. | |
| Unclassified Purposes | |
| (Including contingent) | 450.00 |
| SUB-TOTAL—Municipal functions.. | \$54,025.00 |

| | |
|--|--------------------|
| Per Capita—Municipal functions | |
| Capital imp'ts and capital imp't fund | \$13.23 |
| Debt Service | \$4,000.00 |
| Principal payments .. | \$7,150.00 |
| Interest payments .. | 500.00 |
| Total | 7,650.00 |
| Per Capita Debt Service | |
| Deferred Charges and Statutory Expenditures | \$1.87 |
| Emergencies | \$9,100.00 |
| Other deferred chgs. | 367.26 |
| Total | 9,467.26 |
| TOTAL—Municipal expenditures .. | \$75,142.26 |

| | |
|---|---------------------|
| Required Payments for Local School, County, and Special District Taxes | |
| TOTAL EXPENDITURES AND REQUIRED PAYMENTS | \$230,971.93 |
| Reserve for uncollected taxes | \$30,208.78 |
| GRAND TOTAL—Budget | \$261,180.71 |

| | |
|--|---------------------|
| RECEIPTS AND REVENUES REALIZED IN 1952 TO MEET EXPENDITURES AND REQUIRED PAYMENTS | |
| Surplus revenue appropriated .. | \$25,000.00 |
| Miscellaneous revenues realized .. | 58,443.89 |
| State aid revenues realized | 16,238.49 |
| Delinquent taxes including | |
| liens—1952 collections | 22,098.75 |
| Current taxes—1952 collections .. | 136,389.88 |
| Emergency borrowings | |
| TOTAL RECEIPTS AND REVENUES REALIZED | \$258,171.01 |

| | |
|----------------------------------|-------|
| CAPITAL OUTLAY—1952 | |
| Beaches and boardwalks | |
| Buildings and equipment | |
| Parks and playgrounds | |
| Sewers | |
| Streets, roads and bridges | |
| Water supply | |
| Other | |

| | |
|------------------------------|---------------|
| Tax rate | \$8.58 |
| Local school tax rate | 6.51 |
| County tax rate | 1.69 |
| Local purpose tax rate | 0.38 |

| | |
|--|---------------------|
| TAXES | |
| Local school tax ... | \$123,753.89 |
| County taxes | 32,075.78 |
| Special district taxes | |
| Local purpose levy | \$155,829.67 |
| Total tax levy (tax duplicate) .. | \$163,055.19 |
| Per Capita Total Tax Levy | |
| Current | \$39.94 |

| | |
|--|--------------|
| 1952 taxes levied (total) | \$164,711.86 |
| Collected in 1952 | 136,389.88 |
| Per cent of levy collected in 1952 ... | 82.80 |
| Transferred to liens | 1,428.73 |
| Cancelled, abated or adjusted .. | |
| Outstanding December 31, 1952 .. | \$26,893.25 |

| | |
|------------------------------------|-------------|
| All Prior Years Outstanding | |
| Balance January 1, 1952 | \$37,771.23 |
| Collected in 1952 | 21,796.89 |
| Balance December 31, 1952 | \$15,974.34 |

| | |
|------------------------------------|-------------|
| Tax Title Liens Outstanding | |
| Balance January 1, 1952 | \$24,242.64 |
| Redeemed by cash | 301.86 |
| Balance December 31, 1952 | \$25,369.51 |

| | |
|---|------------|
| Property Acquired by Deed or Foreclosure | |
| Balance January 1, 1952 | \$2,300.00 |
| Sale for cash | |
| Balance December 31, 1952 | \$2,300.00 |

| | |
|--|---------------------|
| CAPITAL DEBT, DECEMBER 31, 1952 | |
| Gross Debt | |
| School debt | \$273,000.00 |
| Self-liquidating debt .. | |
| Other capital debt .. | 11,150.00 |
| TOTAL GROSS DEBT | \$284,150.00 |
| Per Capita Gross Debt | |
| Deductions for | \$69.61 |
| School debt | \$100,527.00 |
| Self-liquidating debt .. | |
| Other capital debt .. | |
| TOTAL DEDUCTIONS | 100,527.00 |
| NET DEBT | \$183,623.00 |

| | |
|------------------------------------|----------------|
| Average Assessed Valuations | |
| Real Property 1950-1951-1952 .. | \$1,675,451.00 |
| Per Cent of Net Debt | 10.95 |

| | |
|--|---------------------|
| CURRENT FINANCES DECEMBER 31, 1952 | |
| Cash | \$58,187.06 |
| Taxes receivable | 42,867.59 |
| Tax title liens .. | 25,369.51 |
| Foreclosed property | 2,300.00 |
| Accounts receivable | 890.44 |
| State road aid receivable .. | 19,965.49 |
| Emergencies and deferred charges .. | 7,305.26 |
| TOTAL ASSETS | \$156,885.35 |
| Cash liabilities | \$48,130.08 |
| Reserves | 71,427.54 |
| Surplus revenue | 37,327.73 |
| TOTAL LIABILITIES AND SURPLUS | \$156,885.35 |

MONTAGUE TOWNSHIP—SUSSEX COUNTY

Population Census, 1950—602

Land Area 44.6 sq. mi.

Net Valuation Taxable \$483,500

EXPENDITURES AND REQUIRED PAYMENTS FOR 1952

| | |
|---|--------------------|
| General Government | |
| Administrative and executive | \$1,625.00 |
| Assessment and collection of taxes | 600.00 |
| Finance Department | 185.00 |
| Protection to Persons & Property | |
| Fire | 625.00 |
| Police | 150.00 |
| Other | |
| Streets and Roads | |
| Repairs and maintenance | 7,035.50 |
| Street lighting | |
| Sanitation | |
| Street cleaning | |
| Garbage and ash removal | |
| Sewers | |
| Health and Charities | |
| Health service | 200.00 |
| Poor (including relief) | 100.00 |
| Hospitals (aid and maintenance) | 100.00 |
| Other | |
| Recreation | |
| Beaches and boardwalks | |
| Parks and playgrounds | |
| Other | |
| Educational | |
| (Exclusive of school districts) .. | |
| Unclassified Purposes | |
| (Including contingent) | |
| SUB-TOTAL—Municipal functions.. | \$10,620.50 |

| | |
|---|----------------|
| Per Capita—Municipal functions | \$17.64 |
| Capital imp'ts and capital imp't fund | \$9,840.00 |
| Debt Service | |
| Principal payments | |
| Interest payments | |
| Total | |

| | |
|--|---------------|
| Per Capita Debt Service | |
| Deferred Charges and Statutory Expenditures | |
| Emergencies | |
| Other deferred chgs. | \$788.86 |
| Total | 788.86 |

| | |
|---|--------------------|
| TOTAL—Municipal expenditures ... | \$21,249.36 |
|---|--------------------|

| | |
|--|------------------|
| Required Payments for Local School, County and Special District Taxes | 19,778.54 |
|--|------------------|

TOTAL EXPENDITURES AND REQUIRED PAYMENTS \$41,027.90

| | |
|-------------------------------------|--------------------|
| Reserve for uncollected taxes | \$6,273.00 |
| GRAND TOTAL—Budget | \$47,300.90 |

RECEIPTS AND REVENUES REALIZED IN 1952 TO MEET EXPENDITURES AND REQUIRED PAYMENTS

| | |
|------------------------------------|------------|
| Surplus revenue appropriated .. | |
| Miscellaneous revenues realized .. | \$6,285.14 |
| State aid revenues realized | 12,005.00 |
| Delinquent taxes including | |
| liens—1952 collections | 4,059.53 |
| current taxes—1952 collections .. | 20,614.69 |
| Emergency borrowings | |

| | |
|---|--------------------|
| TOTAL RECEIPTS AND REVENUES REALIZED | \$42,964.36 |
|---|--------------------|

CAPITAL OUTLAY—1952

| | |
|----------------------------------|-------|
| Beaches and boardwalks | |
| Buildings and equipment | |
| Parks and playgrounds | |
| Sewers | |
| Streets, roads and bridges | |
| Water supply | |
| Other | |

| | |
|------------------------------|---------------|
| Tax rate | \$5.39 |
| Local school tax rate | 2.07 |
| County tax rate | 2.04 |
| Local purpose tax rate | 1.28 |

TAXES

| | |
|--|--------------------|
| Local school tax | \$10,000.00 |
| County taxes | 9,778.54 |
| Special district taxes | |
| Local purpose levy | \$19,778.54 |
| Total tax levy (tax duplicate) .. | \$26,051.54 |

Per Capita Total Tax Levy **\$43.27**

| | |
|--|-------------|
| Current | |
| 1952 taxes levied (total) | \$26,051.54 |
| Collected in 1952 | 20,614.69 |
| Per cent of levy collected in 1952 ... | 79.13 |
| Transferred to liens | |
| Cancelled, abated or adjusted | |
| Outstanding December 31, 1952 .. | \$5,436.85 |

| | |
|------------------------------------|------------|
| All Prior Years Outstanding | |
| Balance January 1, 1952 | \$4,169.46 |
| Collected in 1952 | 4,059.53 |
| Balance December 31, 1952 | \$109.93 |

| | |
|------------------------------------|------------|
| Tax Title Liens Outstanding | |
| Balance January 1, 1952 | \$1,626.86 |
| Redeemed by cash | |
| Balance December 31, 1952 | \$1,667.35 |

| | |
|---|-------|
| Property Acquired by Deed or Foreclosure | |
| Balance January 1, 1952 | |
| Sale for cash | |
| Balance December 31, 1952 | |

CAPITAL DEBT, DECEMBER 31, 1952

| | |
|-----------------------------|-------|
| Gross Debt | |
| School debt | |
| Self-liquidating debt. | |
| Other capital debt .. | |

| | |
|------------------------------------|--------------|
| TOTAL GROSS DEBT | |
| Per Capita Gross Debt | |

| | |
|-----------------------------|-------|
| Deductions for | |
| School debt | |
| Self-liquidating debt. | |
| Other capital debt .. | |

| | |
|-------------------------------|--------------|
| TOTAL DEDUCTIONS | |
| NET DEBT | |

| | |
|------------------------------------|--------------|
| Average Assessed Valuations | |
| Real Property 1950-1951-1952.. | \$407,950.00 |
| Per Cent of Net Debt | |

CURRENT FINANCES DECEMBER 31, 1952

| | |
|-------------------------------------|-------------|
| Cash | \$17,616.61 |
| Taxes receivable | 5,546.78 |
| Tax title liens | 1,667.35 |
| Foreclosed property | 172.80 |
| Accounts receivable | |
| State road aid receivable | 34,139.16 |
| Emergencies and deferred charges .. | 535.50 |

| | |
|---------------------------|--------------------|
| TOTAL ASSETS | \$59,678.20 |
|---------------------------|--------------------|

| | |
|------------------------|-------------|
| Cash liabilities | \$35,890.04 |
| Reserves | 7,386.93 |
| Surplus revenue | 16,401.23 |

| | |
|--|--------------------|
| TOTAL LIABILITIES AND SURPLUS | \$59,678.20 |
|--|--------------------|

MONTCLAIR TOWN—ESSEX COUNTY

Population Census, 1950—43,927

Land Area 6.2 sq. mi.

Net Valuation Taxable \$86,592,934

EXPENDITURES AND REQUIRED PAYMENTS FOR 1952

| | |
|--|-----------------------|
| General Government | |
| Administrative and executive . . . | \$190,492.06 |
| Assessment and collection of taxes | 62,163.36 |
| Finance Department | 53,490.00 |
| Protection to Persons & Property | |
| Fire | 458,619.09 |
| Police | 468,664.26 |
| Other | 81,731.07 |
| Streets and Roads | |
| Repairs and maintenance | 322,663.21 |
| Street lighting | 74,500.00 |
| Sanitation | |
| Street cleaning | 241,824.00 |
| Garbage and ash removal | 63,147.85 |
| Sewers | 63,147.85 |
| Health and Charities | |
| Health service | 113,257.50 |
| Poor (including relief) | 51,236.50 |
| Hospitals (aid and maintenance) | 63,147.85 |
| Other | 2,670.00 |
| Recreation | |
| Beaches and boardwalks | 108,759.23 |
| Parks and playgrounds | 108,759.23 |
| Other | 108,759.23 |
| Educational | |
| (Exclusive of school districts) | 151,850.00 |
| Unclassified Purposes | |
| (Including contingent) | 46,618.00 |
| SUB-TOTAL—Municipal functions | \$2,491,686.13 |

| | |
|--|--------------------|
| Per Capita—Municipal functions | \$56.72 |
| Capital imp'ts and capital imp't fund | \$4,228.88 |
| Debt Service | |
| Principal payments | \$564,000.00 |
| Interest payments | 161,988.00 |
| Total | *725,988.00 |
| Per Capita Debt Service | \$16.53 |
| Deferred Charges and Statutory Expenditures | |
| Emergencies | 160,830.51 |
| Other deferred chgs | 160,830.51 |
| Total | 160,830.51 |

TOTAL—Municipal expenditures \$3,382,733.52

Required Payments for Local School, County, and Special District Taxes 3,009,067.28

TOTAL EXPENDITURES AND REQUIRED PAYMENTS \$6,391,800.80

Reserve for uncollected taxes \$488,531.54

GRAND TOTAL—Budget \$6,880,332.34

| | |
|--|-----------------------|
| RECEIPTS AND REVENUES REALIZED IN 1952 TO MEET EXPENDITURES AND REQUIRED PAYMENTS | |
| Surplus revenue appropriated | \$447,940.00 |
| Miscellaneous revenues realized | 641,883.59 |
| State aid revenues realized | 25,892.00 |
| Delinquent taxes including | |
| liens—1952 collections | 180,393.69 |
| Current taxes—1952 collections | 5,467,470.64 |
| Emergency borrowings | 4,320.17 |
| TOTAL RECEIPTS AND REVENUES REALIZED | \$6,763,579.02 |

| | |
|--------------------------------------|--------------|
| CAPITAL OUTLAY—1952 | |
| Beaches and boardwalks | \$428,416.84 |
| Buildings and equipment | 30,765.02 |
| Parks and playgrounds | 37,547.11 |
| Sewers | 4,320.17 |
| Streets, roads and bridges | 183,766.79 |
| Water supply | 15,009.74 |
| Other | 15,009.74 |

* Includes \$285,051 Art. VI School Debt Service.

| | |
|----------------------------------|---------------|
| Tax rate | \$6.48 |
| Local school tax rate | 2.44 |
| County tax rate | 1.04 |
| Local purpose tax rate | 3.00 |

TAXES

| | |
|---|-----------------------|
| Local school tax | \$2,109,569.00 |
| County taxes | 899,498.28 |
| Special district taxes | — |
| Local purpose levy | \$3,009,067.28 |
| Total tax levy (tax duplicate) | \$5,625,135.34 |

Per Capita Total Tax Levy \$128.06

| | |
|--|----------------|
| Current | |
| 1952 taxes levied (total) | \$5,679,707.62 |
| Collected in 1952 | 5,467,470.64 |
| Per cent of levy collected in 1952 | 96.26 |
| Transferred to liens | 1,419.12 |
| Cancelled, abated or adjusted | 15,454.21 |
| Outstanding December 31, 1952 | \$195,363.65 |

| | |
|-------------------------------------|--------------|
| All Prior Years Outstanding | |
| Balance January 1, 1952 | \$218,545.21 |
| Collected in 1952 | 176,734.43 |
| Balance December 31, 1952 | \$24,923.39 |

| | |
|-------------------------------------|-------------|
| Tax Title Liens Outstanding | |
| Balance January 1, 1952 | \$30,602.38 |
| Redeemed by cash | 3,659.26 |
| Balance December 31, 1952 | \$11,825.75 |

| | |
|---|--------------|
| Property Acquired by Deed or Foreclosure | |
| Balance January 1, 1952 | \$110,100.00 |
| Sale for cash | 5,000.00 |
| Balance December 31, 1952 | \$119,300.00 |

CAPITAL DEBT, DECEMBER 31, 1952

| | |
|--|-----------------------|
| Gross Debt | |
| School debt | \$3,768,000.00 |
| Self-liquidating debt | 2,081,325.00 |
| Other capital debt | 3,439,468.00 |
| TOTAL GROSS DEBT | \$9,288,793.00 |
| Per Capita Gross Debt | \$211.46 |

| | |
|-----------------------------------|-----------------------|
| Deductions for | |
| School debt | \$3,768,000.00 |
| Self-liquidating debt | 2,081,325.00 |
| Other capital debt | 24,000.00 |
| TOTAL DEDUCTIONS | 5,873,325.00 |
| NET DEBT | \$3,415,468.00 |

| | |
|--|-----------------|
| Average Assessed Valuations | |
| Real Property 1950-1951-1952 | \$78,317,571.00 |
| Per Cent of Net Debt | 4.36 |

CURRENT FINANCES DECEMBER 31, 1952

| | |
|--|-----------------------|
| Cash | \$1,546,606.83 |
| Taxes receivable | 220,287.04 |
| Tax title liens | 11,825.75 |
| Foreclosed property | 119,300.00 |
| Accounts receivable | 6,114.63 |
| State road aid receivable | — |
| Emergencies and deferred charges | — |
| TOTAL ASSETS | \$1,904,134.25 |

| | |
|----------------------------|--------------|
| Cash liabilities | \$745,695.68 |
| Reserves | 357,527.42 |
| Surplus revenue | 800,911.15 |

TOTAL LIABILITIES AND SURPLUS \$1,904,134.25

MONTGOMERY TOWNSHIP—SOMERSET COUNTY

Population Census, 1950—3,819 Land Area 31.8 sq. mi. Net Valuation Taxable \$2,194,041

| | |
|--|---------------------|
| EXPENDITURES AND REQUIRED PAYMENTS FOR 1952 | |
| General Government | |
| Administrative and executive | \$10,261.00 |
| Assessment and collection of taxes | 3,700.00 |
| Finance Department | 625.00 |
| Protection to Persons & Property | |
| Fire | 1,350.00 |
| Police | 1,175.00 |
| Other | |
| Streets and Roads | |
| Repairs and maintenance | 39,281.66 |
| Street lighting | |
| Sanitation | |
| Street cleaning | |
| Garbage and ash removal | |
| Sewers | |
| Health and Charities | |
| Health service | 1,942.50 |
| Poor (including relief) | 400.00 |
| Hospitals (aid and maintenance) | 200.00 |
| Other | |
| Recreation | |
| Beaches and boardwalks | |
| Parks and playgrounds | |
| Other | 1,000.00 |
| Educational | |
| (Exclusive of school districts) .. | |
| Unclassified Purposes | |
| (Including contingent) | 550.00 |
| SUB-TOTAL—Municipal functions.. | \$60,485.16 |
| Per Capita—Municipal functions | |
| | \$15.84 |
| Capital imp'ts and capital imp't fund .. | \$7,464.00 |
| Debt Service | |
| Principal payments .. | |
| Interest payments .. | |
| Total | |
| Per Capita Debt Service | |
| | |
| Deferred Charges and Statutory Expenditures | |
| Emergencies | \$1,200.00 |
| Other deferred chgs. | 297.53 |
| Total | 1,497.53 |
| TOTAL—Municipal expenditures .. | \$69,446.69 |
| Required Payments for Local School, County, and Special District Taxes | |
| | 116,714.00 |
| TOTAL EXPENDITURES AND REQUIRED PAYMENTS | \$186,160.69 |
| Reserve for uncollected taxes | \$27,128.20 |
| GRAND TOTAL—Budget | \$213,288.89 |
| RECEIPTS AND REVENUES REALIZED IN 1952 TO MEET EXPENDITURES AND REQUIRED PAYMENTS | |
| Surplus revenue appropriated .. | \$27,000.00 |
| Miscellaneous revenues realized .. | 33,502.30 |
| State aid revenues realized | 9,186.00 |
| Delinquent taxes including | |
| liens—1952 collections | 8,220.44 |
| current taxes—1952 collections.. | 116,714.00 |
| Emergency borrowings | |
| TOTAL RECEIPTS AND REVENUES REALIZED | \$194,622.74 |

CAPITAL OUTLAY—1952

| | |
|----------------------------------|-------------|
| Beaches and boardwalks | |
| Buildings and equipment | \$12,310.40 |
| Parks and playgrounds | |
| Sewers | |
| Streets, roads and bridges | |
| Water supply | |
| Other | |

| | |
|---|---------------------|
| Tax rate | \$6.00 |
| Local school tax rate | 3.99 |
| County tax rate | 0.94 |
| Local purpose tax rate | 1.07 |
| TAXES | |
| Local school tax ... | \$87,450.00 |
| County taxes | 20,530.87 |
| Special district taxes | |
| Local purpose levy | \$107,980.87 |
| | 23,629.69 |
| Total tax levy (tax duplicate) .. | \$131,610.56 |
| Per Capita Total Tax Levy | \$34.46 |
| Current | |
| 1952 taxes levied (total) | \$131,827.46 |
| Collected in 1952 | 116,714.00 |
| Per cent of levy collected in 1952 ... | 88.53 |
| Transferred to liens | 681.00 |
| Cancelled, abated or adjusted | 192.30 |
| Outstanding December 31, 1952 .. | \$14,240.16 |
| All Prior Years Outstanding | |
| Balance January 1, 1952 | \$8,196.24 |
| Collected in 1952 | \$8,124.06 |
| Balance December 31, 1952 | \$2.64 |
| Tax Title Liens Outstanding | |
| Balance January 1, 1952 | \$12,704.09 |
| Redeemed by cash | 96.38 |
| Balance December 31, 1952 | \$13,288.71 |
| Property Acquired by Deed or Foreclosure | |
| Balance January 1, 1952 | |
| Sale for cash | |
| Balance December 31, 1952 | |

CAPITAL DEBT, DECEMBER 31, 1952

| | |
|------------------------------------|-------------------|
| Gross Debt | |
| School debt | |
| Self-liquidating debt. | |
| Other capital debt .. | \$8,000.00 |
| TOTAL GROSS DEBT | \$8,000.00 |
| Per Capita Gross Debt | \$2.00 |
| Deductions for | |
| School debt | |
| Self-liquidating debt. | |
| Other capital debt .. | |
| TOTAL DEDUCTIONS | |
| NET DEBT | \$8,000.00 |

| | |
|------------------------------------|----------------|
| Average Assessed Valuations | |
| Real Property 1950-1951-1952.. | \$1,855,562.00 |
| Per Cent of Net Debt | 0.43 |

| | |
|--|---------------------|
| CURRENT FINANCES DECEMBER 31, 1952 | |
| Cash | \$81,512.95 |
| Taxes receivable | 14,243.10 |
| Tax title liens | 13,288.71 |
| Foreclosed property | |
| Accounts receivable | 2.00 |
| State road aid receivable | |
| Emergencies and deferred charges .. | 1,700.00 |
| TOTAL ASSETS | \$110,746.76 |
| Cash liabilities | \$41,072.50 |
| Reserves | 27,533.81 |
| Surplus revenue | 42,140.45 |
| TOTAL LIABILITIES AND SURPLUS | \$110,746.76 |

MONTVALE BOROUGH—BERGEN COUNTY

Population Census, 1950—1,856

Land Area 4.0 sq. mi.

Net Valuation Taxable \$1,733,064

EXPENDITURES AND REQUIRED PAYMENTS FOR 1952

| | |
|--|---------------------|
| General Government | |
| Administrative and executive | \$10,306.16 |
| Assessment and collection of taxes | 3,574.84 |
| Finance Department | |
| Protection to Persons & Property | |
| Fire | 3,485.00 |
| Police | 22,000.00 |
| Other | |
| Streets and Roads | |
| Repairs and maintenance | 12,145.00 |
| Street lighting | 2,850.00 |
| Sanitation | |
| Street cleaning | |
| Garbage and ash removal | |
| Sewers | |
| Health and Charities | |
| Health service | 1,270.00 |
| Poor (including relief) | 961.00 |
| Hospitals (aid and maintenance) | |
| Other | |
| Recreation | |
| Benches and boardwalks | |
| Parks and playgrounds | |
| Other | |
| Educational | |
| (Exclusive of school districts) .. | 175.00 |
| Unclassified Purposes | |
| (Including contingent) | 729.30 |
| SUB-TOTAL—Municipal functions.. | \$57,496.30 |
| Per Capita—Municipal functions | \$30.98 |
| Capital imp'ts and capital imp't fund | \$500.00 |
| Debt Service | |
| Principal payments .. | \$3,373.58 |
| Interest payments .. | 317.88 |
| Total | 3,691.46 |
| Per Capita Debt Service | \$1.99 |
| Deferred Charges and Statutory Expenditures | |
| Emergencies | \$1,500.00 |
| Other deferred chgs. | 1,554.99 |
| Total | 3,054.99 |
| TOTAL—Municipal expenditures .. | \$64,742.75 |
| Required Payments for Local School, County, and Special District Taxes | 85,616.84 |
| TOTAL EXPENDITURES AND REQUIRED PAYMENTS | \$150,359.59 |
| Reserve for uncollected taxes | \$11,869.84 |
| GRAND TOTAL—Budget | \$162,229.43 |
| RECEIPTS AND REVENUES REALIZED IN 1952 TO MEET EXPENDITURES AND REQUIRED PAYMENTS | |
| Surplus revenue appropriated | \$13,500.00 |
| Miscellaneous revenues realized | 26,799.56 |
| State aid revenues realized | 2,639.00 |
| Delinquent taxes including | |
| liens—1952 collections | 8,654.11 |
| Current taxes—1952 collections .. | 111,093.85 |
| Emergency borrowings | |
| TOTAL RECEIPTS AND REVENUES REALIZED | \$162,686.52 |
| CAPITAL OUTLAY—1952 | |
| Beaches and boardwalks | |
| Buildings and equipment | |
| Parks and playgrounds | |
| Sewers | |
| Streets, roads and bridges | \$22,370.97 |
| Water supply | |
| Other | |

| | |
|------------------------------|---------------|
| Tax rate | \$6.95 |
| Local school tax rate | 4.09 |
| County tax rate | 0.85 |
| Local purpose tax rate | 2.01 |

TAXES

| | | |
|--|---------------------|-------------|
| Local school tax ... | \$70,852.87 | |
| County taxes | 14,763.97 | |
| Special district taxes | | |
| Local purpose levy | | \$85,616.84 |
| Total tax levy (tax duplicate) .. | \$120,315.13 | |

Per Capita Total Tax Levy **\$64.82**

| | |
|--|--------------|
| Current | |
| 1952 taxes levied (total) | \$122,316.33 |
| Collected in 1952 | 111,093.85 |
| Per cent of levy collected in 1952 ... | 90.82 |
| Transferred to liens | 10.43 |
| Cancelled, abated or adjusted | 480.27 |
| Outstanding December 31, 1952 .. | \$10,731.78 |

| | |
|------------------------------------|------------|
| All Prior Years Outstanding | |
| Balance January 1, 1952 | \$8,604.96 |
| Collected in 1952 | 8,604.96 |
| Balance December 31, 1952 | |

| | |
|------------------------------------|---------|
| Tax Title Liens Outstanding | |
| Balance January 1, 1952 | \$79.89 |
| Redeemed by cash | 49.15 |
| Balance December 31, 1952 | \$41.17 |

| | |
|---|-------------|
| Property Acquired by Deed or Foreclosure | |
| Balance January 1, 1952 | \$11,056.00 |
| Sale for cash | 2,126.00 |
| Balance December 31, 1952 | \$7,182.00 |

CAPITAL DEBT, DECEMBER 31, 1952

| | |
|------------------------------------|--------------------|
| Gross Debt | |
| School debt | \$7,995.00 |
| Self-liquidating debt .. | |
| Other capital debt .. | 45,207.00 |
| TOTAL GROSS DEBT | \$53,202.00 |
| Per Capita Gross Debt | \$28.66 |

| | |
|-------------------------------|--------------------|
| Deductions for | |
| School debt | \$7,995.00 |
| Self-liquidating debt .. | |
| Other capital debt .. | 1,700.00 |
| TOTAL DEDUCTIONS | 9,695.00 |
| NET DEBT | \$43,507.00 |

| | |
|------------------------------------|----------------|
| Average Assessed Valuations | |
| Real Property 1950-1951-1952 .. | \$1,570,518.00 |
| Per Cent of Net Debt | 2.77 |

CURRENT FINANCES DECEMBER 31, 1952

| | |
|-------------------------------------|--------------------|
| Cash | \$29,954.86 |
| Taxes receivable | 10,731.78 |
| Tax title liens | 41.17 |
| Foreclosed property | 7,182.00 |
| Accounts receivable | |
| State road aid receivable | |
| Emergencies and deferred charges .. | |
| TOTAL ASSETS | \$47,909.81 |
| Cash liabilities | \$9,697.62 |
| Reserves | 17,954.95 |
| Surplus revenue | 20,257.24 |

| | |
|--|--------------------|
| TOTAL LIABILITIES AND SURPLUS | \$47,909.81 |
|--|--------------------|

MONTVILLE TOWNSHIP—MORRIS COUNTY

Population Census, 1950—4,159 Land Area 18.3 sq. mi. Net Valuation Taxable \$2,387,005

| | |
|---|-------------|
| EXPENDITURES AND RE-REQUIRED PAYMENTS FOR 1952 | |
| General Government | |
| Administrative and executive | \$11,255.00 |
| Assessment and collection of taxes | 4,685.00 |
| Finance Department | 1,360.00 |

| | |
|---|-----------|
| Protection to Persons & Property | |
| Fire | |
| Police | 15,000.00 |
| Other | |

| | |
|-------------------------------|-----------|
| Streets and Roads | |
| Repairs and maintenance | 25,807.78 |
| Street lighting | |

| | |
|-------------------------------|-------|
| Sanitation | |
| Street cleaning | |
| Garbage and ash removal | |
| Sewers | |

| | |
|---------------------------------------|----------|
| Health and Charities | |
| Health service | 3,235.00 |
| Poor (including relief) | 1,950.00 |
| Hospitals (aid and maintenance) | |
| Other | |

| | |
|------------------------------|--------|
| Recreation | |
| Beaches and boardwalks | |
| Parks and playgrounds | |
| Other | 780.00 |

| | |
|------------------------------------|--------|
| Educational | |
| (Exclusive of school districts) .. | 600.00 |

| | |
|------------------------------|----------|
| Unclassified Purposes | |
| (Including contingent) | 1,035.00 |

| | |
|---------------------------------|-------------|
| SUB-TOTAL—Municipal functions.. | \$65,707.78 |
|---------------------------------|-------------|

| | |
|---|-----------|
| Per Capita—Municipal functions | \$15.80 |
| Capital imp'ts and capital imp't fund | 12,000.00 |

| | |
|-----------------------|-------|
| Debt Service | |
| Principal payments .. | |
| Interest payments .. | |

| | |
|--------------------------------|-------|
| Total | |
| Per Capita Debt Service | |
| | |

| | |
|--|------------|
| Deferred Charges and Statutory Expenditures | |
| Emergencies | |
| Other deferred chgs. | \$1,894.06 |

| | |
|-------------|----------|
| Total | 1,894.06 |
|-------------|----------|

| | |
|---------------------------------|-------------|
| TOTAL—Municipal expenditures .. | \$79,601.84 |
|---------------------------------|-------------|

| | |
|---|------------|
| Required Payments for Local School, County, and Special District Taxes | |
| | 164,348.89 |

| | |
|---|---------------------|
| TOTAL EXPENDITURES AND REQUIRED PAYMENTS | \$243,950.73 |
|---|---------------------|

| | |
|-------------------------------------|-------------|
| Reserve for uncollected taxes | \$35,787.48 |
|-------------------------------------|-------------|

| | |
|--------------------------|--------------|
| GRAND TOTAL—Budget | \$279,738.21 |
|--------------------------|--------------|

| | |
|--|-------------|
| RECEIPTS AND REVENUES REALIZED IN 1952 TO MEET EXPENDITURES AND REQUIRED PAYMENTS | |
| Surplus revenue appropriated .. | \$38,154.83 |
| Miscellaneous revenues realized .. | 48,906.81 |
| State aid revenues realized | 5,762.44 |

| | |
|-----------------------------------|------------|
| Delinquent taxes including | |
| liens—1952 collections | 17,599.88 |
| Current taxes—1952 collections .. | 165,763.67 |
| Emergency borrowings | |

| | |
|---|---------------------|
| TOTAL RECEIPTS AND REVENUES REALIZED | \$276,187.63 |
|---|---------------------|

| | |
|----------------------------------|------------|
| CAPITAL OUTLAY—1952 | |
| Beaches and boardwalks | |
| Buildings and equipment | |
| Parks and playgrounds | |
| Sewers | |
| Streets, roads and bridges | \$7,123.16 |
| Water supply | |
| Other | |

| | |
|------------------------------|---------------|
| Tax rate | \$7.10 |
| Local school tax rate | 5.21 |
| County tax rate | 1.06 |
| Local purpose tax rate | 0.83 |

TAXES

| | | |
|------------------------------|--------------|--|
| Local school tax .. | \$124,319.92 | |
| County taxes | 25,373.97 | |
| Special district taxes | 14,655.00 | |

| | |
|--------------------------|--------------|
| Local purpose levy | \$164,348.89 |
| | 19,616.49 |

| | |
|-----------------------------------|--------------|
| Total tax levy (tax duplicate) .. | \$183,965.38 |
|-----------------------------------|--------------|

| | |
|--|----------------|
| Per Capita Total Tax Levy | \$44.23 |
|--|----------------|

| | |
|---------------------------------------|--------------|
| Current | |
| 1952 taxes levied (total) | \$185,713.90 |
| Collected in 1952 | 165,763.61 |
| Per cent of levy collected in 1952 .. | 89.26 |
| Transferred to liens | 751.93 |
| Cancelled, abated or adjusted | 620.18 |
| Outstanding December 31, 1952 .. | \$18,578.18 |

| | |
|------------------------------------|-------------|
| All Prior Years Outstanding | |
| Balance January 1, 1952 | \$17,827.37 |
| Collected in 1952 | 16,811.59 |
| Balance December 31, 1952 | \$892.73 |

| | |
|------------------------------------|------------|
| Tax Title Liens Outstanding | |
| Balance January 1, 1952 | \$9,474.89 |
| Redeemed by cash | 788.29 |
| Balance December 31, 1952 | \$9,492.00 |

| | |
|---|------------|
| Property Acquired by Deed or Foreclosure | |
| Balance January 1, 1952 | \$3,300.00 |
| Sale for cash | 400.00 |
| Balance December 31, 1952 | \$3,000.00 |

CAPITAL DEBT, DECEMBER 31, 1952

| | |
|-----------------------------|--------------|
| Gross Debt | |
| School debt | \$368,000.00 |
| Self-liquidating debt. | |
| Other capital debt .. | |

| | |
|------------------------------------|---------------------|
| TOTAL GROSS DEBT | \$368,000.00 |
| Per Capita Gross Debt | \$88.48 |

| | |
|-----------------------------|--------------|
| Deductions for | |
| School debt .. | \$129,344.00 |
| Self-liquidating debt. | |
| Other capital debt .. | |

| | |
|-------------------------------|---------------------|
| TOTAL DEDUCTIONS | 129,344.00 |
| NET DEBT | \$238,656.00 |

| | |
|------------------------------------|----------------|
| Average Assessed Valuations | |
| Real Property 1950-1951-1952 .. | \$2,155,728.00 |
| Per Cent of Net Debt | 11.07 |

CURRENT FINANCES DECEMBER 31, 1952

| | |
|-------------------------------------|-------------|
| Cash | \$99,569.74 |
| Taxes receivable | 19,470.96 |
| Tax title liens | 9,492.00 |
| Foreclosed property | 3,000.00 |
| Accounts receivable | 3,329.59 |
| State road aid receivable | 3,111.81 |
| Emergencies and deferred charges .. | 807.55 |

| | |
|---------------------------|---------------------|
| TOTAL ASSETS | \$138,781.65 |
|---------------------------|---------------------|

| | |
|------------------------|-------------|
| Cash liabilities | \$11,810.74 |
| Reserves | 35,292.55 |
| Surplus revenue | 91,678.36 |

| | |
|--|---------------------|
| TOTAL LIABILITIES AND SURPLUS | \$138,781.65 |
|--|---------------------|

MOONACHIE BOROUGH—BERGEN COUNTY

Population Census, 1950—1,775

Land Area 1.6 sq. mi.

Net Valuation Taxable \$1,084,140

| | |
|--|---------------------|
| EXPENDITURES AND REQUIRED PAYMENTS FOR 1952 | |
| General Government | |
| Administrative and executive | \$8,540.00 |
| Assessment and collection of taxes | 7,360.00 |
| Finance Department | 860.00 |
| Protection to Persons & Property | |
| Fire | 9,125.00 |
| Police | 12,805.00 |
| Other | |
| Streets and Roads | |
| Repairs and maintenance | 5,130.00 |
| Street lighting | 3,300.00 |
| Sanitation | |
| Street cleaning | |
| Garbage and ash removal | 3,888.00 |
| Sewers | |
| Health and Charities | |
| Health service | 1,900.00 |
| Poor (including relief) | 500.00 |
| Hospitals (aid and maintenance) .. | |
| Other | |
| Recreation | |
| Beaches and boardwalks | |
| Parks and playgrounds | 500.00 |
| Other | |
| Educational (Exclusive of school districts) .. | |
| Unclassified Purposes (Including contingent) | |
| | 1,000.00 |
| SUB-TOTAL—Municipal functions.. | \$54,908.00 |
| Per Capita—Municipal functions | |
| | \$30.93 |
| Capital imp'ts and capital imp't fund | \$68,000.00 |
| Debt Service | |
| Principal payments .. | |
| Interest payments .. | |
| Total | |
| Per Capita Debt Service | |
| Deferred Charges and Statutory Expenditures | |
| Emergencies | |
| Other deferred chgs. | \$713.38 |
| Total | 713.38 |
| TOTAL—Municipal expenditures .. | \$123,621.38 |
| Required Payments for Local School, County, and Special District Taxes | |
| | 55,854.99 |
| TOTAL EXPENDITURES AND REQUIRED PAYMENTS | \$179,476.37 |
| Reserve for uncollected taxes | \$15,900.65 |
| GRAND TOTAL—Budget | \$195,377.02 |
| RECEIPTS AND REVENUES REALIZED IN 1952 TO MEET EXPENDITURES AND REQUIRED PAYMENTS | |
| Surplus revenue appropriated .. | \$23,500.00 |
| Miscellaneous revenues realized .. | 112,032.53 |
| State aid revenues realized | 1,663.45 |
| Delinquent taxes including | |
| liens—1952 collections | 14,361.36 |
| current taxes—1952 collections.. | 62,983.30 |
| Emergency borrowings | |
| TOTAL RECEIPTS AND REVENUES REALIZED | \$214,540.64 |
| CAPITAL OUTLAY—1952 | |
| Beaches and boardwalks | |
| Buildings and equipment | |
| Parks and playgrounds | |
| Sewers | |
| Streets, roads and bridges | \$638.41 |
| Water supply | |
| Other | |

| | |
|---|---------------------|
| Tax rate | \$6.67 |
| Local school tax rate | 4.34 |
| County tax rate | 0.81 |
| Local purpose tax rate | 1.52 |
| TAXES | |
| Local school tax ... | \$47,030.88 |
| County taxes | 8,824.11 |
| Special district taxes | |
| Local purpose levy | \$55,854.99 |
| | 16,409.08 |
| Total tax levy (tax duplicate) .. | \$72,264.07 |
| Per Capita Total Tax Levy | \$40.71 |
| Current | |
| 1952 taxes levied (total) | \$73,133.90 |
| Collected in 1952 | 62,983.30 |
| Per cent of levy collected in 1952 ... | 86.12 |
| Transferred to liens | 892.12 |
| Cancelled, abated or adjusted | 2,338.70 |
| Outstanding December 31, 1952 .. | \$6,919.78 |
| All Prior Years Outstanding | |
| Balance January 1, 1952 | \$16,903.28 |
| Collected in 1952 | 14,308.08 |
| Balance December 31, 1952 | \$2,595.20 |
| Tax Title Liens Outstanding | |
| Balance January 1, 1952 | \$16,504.11 |
| Redeemed by cash | 53.28 |
| Balance December 31, 1952 | \$957.74 |
| Property Acquired by Deed or Foreclosure | |
| Balance January 1, 1952 | \$14,536.00 |
| Sale for cash | 62,560.00 |
| Balance December 31, 1952 | \$41,236.00 |
| CAPITAL DEBT, DECEMBER 31, 1952 | |
| Gross Debt | |
| School debt | |
| Self-liquidating debt | |
| Other capital debt .. | \$6,498.00 |
| TOTAL GROSS DEBT | \$6,498.00 |
| Per Capita Gross Debt | \$3.66 |
| Deductions for | |
| School debt | |
| Self-liquidating debt | |
| Other capital debt .. | |
| TOTAL DEDUCTIONS | |
| NET DEBT | \$6,498.00 |
| Average Assessed Valuations | |
| Real Property 1950-1951-1952.. | \$872,375.00 |
| Per Cent of Net Debt | 0.74 |
| CURRENT FINANCES DECEMBER 31, 1952 | |
| Cash | \$90,802.47 |
| Taxes receivable | 9,514.98 |
| Tax title liens | 957.74 |
| Foreclosed property | 41,236.00 |
| Accounts receivable | 3,603.70 |
| State road aid receivable | |
| Emergencies and deferred charges .. | 4,580.66 |
| TOTAL ASSETS | \$150,695.55 |
| Cash liabilities | \$48,087.44 |
| Reserves | 55,312.42 |
| Surplus revenue | 47,295.69 |
| TOTAL LIABILITIES AND SURPLUS | \$150,695.55 |

MOORESTOWN TOWNSHIP—BURLINGTON COUNTY

Population Census, 1950—9,123 Land Area 14.88 sq. mi. Net Valuation Taxable \$7,547,226

| | |
|--|-------------|
| EXPENDITURES AND REQUIRED PAYMENTS FOR 1952 | |
| General Government | |
| Administrative and executive | \$37,200.00 |
| Assessment and collection of taxes | 18,000.00 |
| Finance Department | 5,000.00 |

| | |
|------------------------------|---------------|
| Tax rate | \$8.86 |
| Local school tax rate | 4.53 |
| County tax rate | 2.25 |
| Local purpose tax rate | 2.08 |

| | |
|---|-----------|
| Protection to Persons & Property | |
| Fire | |
| Police | 66,836.30 |
| Other | |
| Streets and Roads | |
| Repairs and maintenance | 43,290.65 |
| Street lighting | 15,500.00 |

| | |
|------------------------------|--------------|
| TAXES | |
| Local school tax ... | \$342,052.20 |
| County taxes | 169,642.56 |
| Special district taxes | 27,350.00 |
| Local purpose levy | \$539,044.76 |
| | 155,409.11 |

| | |
|---------------------------------------|-----------|
| Sanitation | |
| Street cleaning | |
| Garbage and ash removal | 1,000.00 |
| Sewers | |
| Health and Charities | |
| Health service | 2,350.00 |
| Poor (including relief) | 2,850.00 |
| Hospitals (aid and maintenance) | |
| Other | |
| Recreation | |
| Beaches and boardwalks | |
| Parks and playgrounds | 13,200.00 |
| Other | 10,000.00 |

Total tax levy (tax duplicate) .. **\$694,453.87**

Per Capita Total Tax Levy **\$76.12**

| | |
|------------------------------------|----------|
| Educational | |
| (Exclusive of school districts) .. | 7,500.00 |
| Unclassified Purposes | |
| (Including contingent) | 4,690.00 |

| | |
|--|--------------|
| Current | |
| 1952 taxes levied (total) | \$703,126.39 |
| Collected in 1952 | 649,414.59 |
| Per cent of levy collected in 1952 ... | 92.36 |
| Transferred to liens | 1,775.46 |
| Cancelled, abated or adjusted | 8,686.24 |
| Outstanding December 31, 1952 .. | \$43,250.10 |

| | |
|---------------------------------------|---------------------|
| SUB-TOTAL—Municipal functions. | |
| | \$227,416.95 |

| | |
|------------------------------------|-------------|
| All Prior Years Outstanding | |
| Balance January 1, 1952 | \$60,360.77 |
| Collected in 1952 | 44,516.56 |
| Balance December 31, 1952 | \$17,541.85 |

| | | |
|---|-------------|----------------|
| Per Capita—Municipal functions | | \$24.93 |
| Capital imp'ts and capital imp't fund | \$3,000.00 | |
| Debt Service | | |
| Principal payments .. | \$10,000.00 | |
| Interest payments .. | 598.04 | |

| | |
|------------------------------------|-------------|
| Tax Title Liens Outstanding | |
| Balance January 1, 1952 | \$24,885.40 |
| Redeemed by cash | 787.10 |
| Balance December 31, 1952 | \$24,176.12 |

| | | |
|--|-----------|---------------|
| Total | 10,598.04 | |
| Per Capita Debt Service | | \$1.16 |
| Deferred Charges and Statutory Expenditures | | |
| Emergencies | | |
| Other deferred chgs. | | |

| | |
|---|-------------|
| Property Acquired by Deed or Foreclosure | |
| Balance January 1, 1952 | \$10,761.00 |
| Sale for cash | 9,280.00 |
| Balance December 31, 1952 | \$10,761.00 |

CAPITAL DEBT, DECEMBER 31, 1952

| | |
|--|---------------------|
| Total | |
| TOTAL—Municipal expenditures .. | \$241,014.99 |

| | |
|-----------------------------|--------------|
| Gross Debt | |
| School debt | \$424,420.00 |
| Self-liquidating debt. | 476,000.00 |
| Other capital debt .. | 132,445.00 |

| | |
|---|-------------------|
| Required Payments for Local School, County, and Special District Taxes | 539,044.76 |
|---|-------------------|

TOTAL GROSS DEBT

Per Capita Gross Debt

| | |
|---|---------------------|
| TOTAL EXPENDITURES AND REQUIRED PAYMENTS | \$780,059.75 |
|---|---------------------|

| | |
|-------------------------------|-------------------|
| School debt | \$424,420.00 |
| Self-liquidating debt. | 476,000.00 |
| Other capital debt .. | |
| TOTAL DEDUCTIONS | 900,420.00 |

| | |
|-------------------------------------|-------------|
| Reserve for uncollected taxes | \$65,611.91 |
|-------------------------------------|-------------|

| | |
|---------------------------------|---------------------|
| GRAND TOTAL—Budget | \$845,671.66 |
|---------------------------------|---------------------|

NET DEBT

| | |
|--|-------------|
| RECEIPTS AND REVENUES REALIZED IN 1952 TO MEET EXPENDITURES AND REQUIRED PAYMENTS | |
| Surplus revenue appropriated .. | \$25,000.00 |
| Miscellaneous revenues realized. | 100,518.33 |
| State aid revenues realized | 7,801.00 |

Average Assessed Valuations

Real Property 1950-1951-1952 ..

Per Cent of Net Debt

| | |
|---|---------------------|
| Delinquent taxes including | |
| liens—1952 collections | 45,303.66 |
| Current taxes—1952 collections .. | 649,414.59 |
| Emergency borrowings | |
| TOTAL RECEIPTS AND REVENUES REALIZED | \$828,037.58 |

| | |
|---|---------------------|
| CURRENT FINANCES DECEMBER 31, 1952 | |
| Cash | \$294,918.40 |
| Taxes receivable | 60,791.95 |
| Tax title liens | 24,176.12 |
| Foreclosed property | 10,761.00 |
| Accounts receivable | |
| State road aid receivable | |
| Emergencies and deferred charges .. | 6,777.69 |
| TOTAL ASSETS | \$397,425.16 |

| | |
|----------------------------------|------------|
| CAPITAL OUTLAY—1952 | |
| Beaches and boardwalks | |
| Buildings and equipment | \$7,560.84 |
| Parks and playgrounds | |
| Sewers | 168,521.35 |
| Streets, roads and bridges | 12,137.88 |
| Water supply | 63,157.22 |
| Other | |

| | |
|--|---------------------|
| Cash liabilities | \$187,832.18 |
| Reserves | 95,729.07 |
| Surplus revenue | 113,863.91 |
| TOTAL LIABILITIES AND SURPLUS | \$397,425.16 |

MORRIS TOWNSHIP—MORRIS COUNTY

Population Census, 1950—7,432

Land Area 15.8 sq. mi.

Net Valuation Taxable \$9,406,368

| | |
|--|---------------------|
| EXPENDITURES AND REQUIRED PAYMENTS FOR 1952 | |
| General Government | |
| Administrative and executive | \$20,438.58 |
| Assessment and collection of taxes | 9,495.00 |
| Finance Department | 2,570.00 |
| Protection to Persons & Property | |
| Fire | 41,278.80 |
| Police | 24,489.00 |
| Other | |
| Streets and Roads | |
| Repairs and maintenance | 53,404.30 |
| Street lighting | 16,600.00 |
| Sanitation | |
| Street cleaning | |
| Garbage and ash removal | 13,480.00 |
| Sewers | |
| Health and Charities | |
| Health service | 13,722.30 |
| Poor (including relief) | 500.00 |
| Hospitals (aid and maintenance) | |
| Other | 250.00 |
| Recreation | |
| Beaches and boardwalks | |
| Parks and playgrounds | 4,000.00 |
| Other | |
| Educational | |
| (Exclusive of school districts) | 2,250.00 |
| Unclassified Purposes | |
| (Including contingent) | 11,451.00 |
| SUB-TOTAL—Municipal functions.. | |
| | <u>\$213,928.98</u> |
| Per Capita—Municipal functions | |
| | <u>\$28.78</u> |
| Capital imp'ts and capital imp't fund | \$2,500.00 |
| Debt Service | |
| Principal payments | \$9,295.27 |
| Interest payments | 184.50 |
| Total | 9,479.77 |
| Per Capita Debt Service | |
| | <u>\$1.28</u> |
| Deferred Charges and Statutory Expenditures | |
| Emergencies | |
| Other deferred chgs. | \$14,620.80 |
| Total | 14,620.80 |
| TOTAL—Municipal expenditures | |
| | <u>\$240,529.55</u> |
| Required Payments for Local School, County, and Special District Taxes | |
| | <u>484,768.87</u> |
| TOTAL EXPENDITURES AND REQUIRED PAYMENTS | |
| | <u>\$725,298.42</u> |
| Reserve for uncollected taxes | \$110,274.74 |
| GRAND TOTAL—Budget | |
| | <u>\$835,573.16</u> |
| RECEIPTS AND REVENUES REALIZED IN 1952 TO MEET EXPENDITURES AND REQUIRED PAYMENTS | |
| Surplus revenue appropriated | \$80,000.00 |
| Miscellaneous revenues realized | 93,334.05 |
| State aid revenues realized | 8,036.99 |
| Delinquent taxes including liens—1952 collections | |
| | 40,716.78 |
| Current taxes—1952 collections | 484,768.87 |
| Emergency borrowings | |
| TOTAL RECEIPTS AND REVENUES REALIZED | |
| | <u>\$706,856.69</u> |
| CAPITAL OUTLAY—1952 | |
| Beaches and boardwalks | |
| Buildings and equipment | |
| Parks and playgrounds | |
| Sewers | |
| Streets, roads and bridges | |
| Water supply | |
| Other | |

| | |
|---|-----------------------|
| Tax rate | \$7.00 |
| Local school tax rate | 4.09 |
| County tax rate | 1.06 |
| Local purpose tax rate | 1.85 |
| TAXES | |
| Local school tax | \$385,006.61 |
| County taxes | 99,762.26 |
| Special district taxes | |
| Local purpose levy | \$484,768.87 |
| | <u>173,119.21</u> |
| Total tax levy (tax duplicate) | <u>\$657,888.08</u> |
| Per Capita Total Tax Levy | |
| | <u>\$88.52</u> |
| Current | |
| 1952 taxes levied (total) | \$668,692.03 |
| Collected in 1952 | 616,603.90 |
| Per cent of levy collected in 1952 | 92.21 |
| Transferred to liens | 3,116.92 |
| Cancelled, abated or adjusted | 1,083.66 |
| Outstanding December 31, 1952 | <u>\$47,887.55</u> |
| All Prior Years Outstanding | |
| Balance January 1, 1952 | \$50,670.87 |
| Collected in 1952 | 33,048.84 |
| Balance December 31, 1952 | <u>\$17,203.95</u> |
| Tax Title Liens Outstanding | |
| Balance January 1, 1952 | \$27,662.36 |
| Redeemed by cash | 7,667.94 |
| Balance December 31, 1952 | <u>\$23,553.05</u> |
| Property Acquired by Deed or Foreclosure | |
| Balance January 1, 1952 | \$26,563.75 |
| Sale for cash | 5,848.75 |
| Balance December 31, 1952 | <u>\$22,150.00</u> |
| CAPITAL DEBT, DECEMBER 31, 1952 | |
| Gross Debt | |
| School debt | \$1,006,000.00 |
| Self-liquidating debt | |
| Other capital debt | |
| TOTAL GROSS DEBT | |
| | <u>\$1,006,000.00</u> |
| Per Capita Gross Debt | |
| | <u>\$135.36</u> |
| Deductions for | |
| School debt | \$511,661.00 |
| Self-liquidating debt | |
| Other capital debt | |
| TOTAL DEDUCTIONS | |
| | <u>511,661.00</u> |
| NET DEBT | |
| | <u>\$494,339.00</u> |
| Average Assessed Valuations | |
| Real Property 1950-1951-1952 | \$8,527,685.00 |
| Per Cent of Net Debt | 5.79 |
| CURRENT FINANCES DECEMBER 31, 1952 | |
| Cash | \$233,938.55 |
| Taxes receivable | 65,091.50 |
| Tax title liens | 23,553.05 |
| Foreclosed property | 22,150.00 |
| Accounts receivable | 3,513.92 |
| State road aid receivable | |
| Emergencies and deferred charges | 538.17 |
| TOTAL ASSETS | |
| | <u>\$348,785.19</u> |
| Cash liabilities | \$42,994.35 |
| Reserves | 114,308.47 |
| Surplus revenue | 191,482.37 |
| TOTAL LIABILITIES AND SURPLUS | |
| | <u>\$348,785.19</u> |

MORRIS PLAINS BOROUGH—MORRIS COUNTY

Population Census, 1950—2,707

Land Area 2.5 sq. mi.

Net Valuation Taxable \$3,184,042

| | |
|--|--------------------|
| EXPENDITURES AND REQUIRED PAYMENTS FOR 1952 | |
| General Government | |
| Administrative and executive | \$12,973.00 |
| Assessment and collection of taxes | 6,016.00 |
| Finance Department | |
| Protection to Persons & Property | |
| Fire | 7,454.00 |
| Police | 16,520.00 |
| Other | |
| Streets and Roads | |
| Repairs and maintenance | 34,000.00 |
| Street lighting | 4,162.00 |
| Sanitation | |
| Street cleaning | |
| Garbage and ash removal | 9,600.00 |
| Sewers | |
| Health and Charities | |
| Health service | 2,400.00 |
| Poor (including relief) | 200.00 |
| Hospitals (aid and maintenance) .. | 200.00 |
| Other | |
| Recreation | |
| Beaches and boardwalks | |
| Parks and playgrounds | 500.00 |
| Other | |
| Educational | |
| (Exclusive of school districts) .. | 1,200.00 |
| Unclassified Purposes | |
| (Including contingent) | 2,000.00 |
| SUB-TOTAL—Municipal functions.. | \$97,225.00 |

| | |
|---|-----------------|
| Per Capita—Municipal functions | \$35.92 |
| Capital imp'ts and capital imp't fund | \$11,000.00 |
| Debt Service | |
| Principal payments .. | \$4,500.00 |
| Interest payments .. | 258.75 |
| Total | 4,758.75 |

| | |
|--|---------------------|
| Per Capita Debt Service | \$1.76 |
| Deferred Charges and Statutory Expenditures | |
| Emergencies | \$1,250.00 |
| Other deferred chgs. | |
| Total | 1,250.00 |
| TOTAL—Municipal expenditures .. | \$114,233.75 |

| | |
|---|-------------------|
| Required Payments for Local School, County, and Special District Taxes | 173,412.88 |
|---|-------------------|

| | |
|---|---------------------|
| TOTAL EXPENDITURES AND REQUIRED PAYMENTS | \$287,646.63 |
| Reserve for uncollected taxes | \$30,447.14 |
| GRAND TOTAL—Budget | \$318,093.77 |

| | |
|--|---------------------|
| RECEIPTS AND REVENUES REALIZED IN 1952 TO MEET EXPENDITURES AND REQUIRED PAYMENTS | |
| Surplus revenue appropriated .. | \$34,350.00 |
| Miscellaneous revenues realized .. | 30,673.29 |
| State aid revenues realized | 3,161.91 |
| Delinquent taxes including | |
| liens—1952 collections | 6,906.67 |
| Current taxes—1952 collections .. | 244,869.97 |
| Emergency borrowings | |
| TOTAL RECEIPTS AND REVENUES REALIZED | \$319,961.84 |

CAPITAL OUTLAY—1952

| | |
|----------------------------------|-----------|
| Beaches and boardwalks | |
| Buildings and equipment | \$516.68 |
| Parks and playgrounds | |
| Sewers | |
| Streets, roads and bridges | 19,573.86 |
| Water supply | |
| Other | |

| | |
|------------------------------|---------------|
| Tax rate | \$7.84 |
| Local school tax rate | 4.38 |
| County tax rate | 1.06 |
| Local purpose tax rate | 2.40 |

TAXES

| | | |
|--|---------------------|--|
| Local school tax ... | \$139,476.09 | |
| County taxes | 33,936.79 | |
| Special district taxes | | |
| Local purpose levy | 76,058.89 | |
| Total tax levy (tax duplicate) .. | \$249,471.77 | |

| | |
|--|----------------|
| Per Capita Total Tax Levy | \$92.16 |
|--|----------------|

| | |
|---------------------------------------|--------------|
| Current | |
| 1952 taxes levied (total) | \$251,751.11 |
| Collected in 1952 | 244,869.97 |
| Per cent of levy collected in 1952 .. | 97.26 |
| Transferred to liens | 998.18 |
| Cancelled, abated or adjusted | 7.84 |
| Outstanding December 31, 1952 .. | \$5,875.12 |

| | |
|------------------------------------|------------|
| All Prior Years Outstanding | |
| Balance January 1, 1952 | \$7,570.00 |
| Collected in 1952 | 6,680.32 |
| Balance December 31, 1952 | \$524.80 |

| | |
|------------------------------------|-------------|
| Tax Title Liens Outstanding | |
| Balance January 1, 1952 | \$12,526.05 |
| Redeemed by cash | 226.35 |
| Balance December 31, 1952 | \$13,589.44 |

| | |
|---|------------|
| Property Acquired by Deed or Foreclosure | |
| Balance January 1, 1952 | \$2,100.00 |
| Sale for cash | 1,275.00 |
| Balance December 31, 1952 | \$1,700.00 |

CAPITAL DEBT, DECEMBER 31, 1952

| | |
|------------------------------------|---------------------|
| Gross Debt | |
| School debt | \$117,000.00 |
| Self-liquidating debt .. | |
| Other capital debt .. | 11,000.00 |
| TOTAL GROSS DEBT | \$128,000.00 |
| Per Capita Gross Debt | \$47.28 |

| | |
|-------------------------------|-------------------|
| Deductions for | |
| School debt | \$117,000.00 |
| Self-liquidating debt .. | |
| Other capital debt .. | |
| TOTAL DEDUCTIONS | 117,000.00 |

| | |
|-----------------------|--------------------|
| NET DEBT | \$11,000.00 |
|-----------------------|--------------------|

| | |
|------------------------------------|----------------|
| Average Assessed Valuations | |
| Real Property 1950-1951-1952 .. | \$2,804,957.00 |
| Per Cent of Net Debt | 0.39 |

CURRENT FINANCES DECEMBER 31, 1952

| | |
|-------------------------------------|---------------------|
| Cash | \$99,649.00 |
| Taxes receivable | 6,399.92 |
| Tax title liens | 13,589.44 |
| Foreclosed property | 1,700.00 |
| Accounts receivable | 1,191.42 |
| State road aid receivable .. | 2,625.43 |
| Emergencies and deferred charges .. | 266.52 |
| TOTAL ASSETS | \$125,421.73 |

| | |
|--|---------------------|
| Cash liabilities | \$24,956.30 |
| Reserves | 22,880.78 |
| Surplus revenue | 77,584.65 |
| TOTAL LIABILITIES AND SURPLUS | \$125,421.73 |

MORRISTOWN TOWN—MORRIS COUNTY

Population Census, 1950—17,124

Land Area 2.0 sq. mi.

Net Valuation Taxable \$22,578,028

EXPENDITURES AND REQUIRED PAYMENTS FOR 1952

| | |
|--|---------------------|
| General Government | |
| Administrative and executive | \$73,865.30 |
| Assessment and collection of taxes | 11,200.00 |
| Finance Department | 2,600.00 |
| Protection to Persons & Property | |
| Fire | 102,922.00 |
| Police | 149,352.00 |
| Other | 9,878.00 |
| Streets and Roads | |
| Repairs and maintenance | 110,881.60 |
| Street lighting | 30,344.00 |
| Sanitation | |
| Street cleaning | |
| Garbage and ash removal | 22,950.00 |
| Sewers | 44,226.00 |
| Health and Charities | |
| Health service | 29,280.00 |
| Poor (including relief) | 7,660.00 |
| Hospitals (aid and maintenance) | 1,363.19 |
| Other | 1,185.00 |
| Recreation | |
| Beaches and boardwalks | |
| Parks and playgrounds | 50,460.00 |
| Other | |
| Educational | |
| (Exclusive of school districts) | 12,500.00 |
| Unclassified Purposes | |
| (Including contingent) | 30,742.00 |
| SUB-TOTAL—Municipal functions.. | \$691,409.09 |

| | |
|---|----------------|
| Per Capita—Municipal functions | \$40.38 |
| Capital imp'ts and capital imp't fund | \$10,000.00 |
| Debt Service | |
| Principal payments | \$110,000.00 |
| Interest payments | 21,868.20 |

Total 131,868.20

| | |
|--|-------------|
| Per Capita Debt Service \$7.70 | |
| Deferred Charges and Statutory Expenditures | |
| Emergencies | \$16,712.50 |
| Other deferred chgs. | 39,716.24 |
| Total | 56,428.74 |

TOTAL—Municipal expenditures \$889,006.03

| | |
|---|-------------------|
| Required Payments for Local School, County, and Special District Taxes | 935,956.41 |
|---|-------------------|

TOTAL EXPENDITURES AND REQUIRED PAYMENTS \$1,824,962.44

Reserve for uncollected taxes \$176,121.45

GRAND TOTAL—Budget \$2,001,083.89

RECEIPTS AND REVENUES REALIZED IN 1952 TO MEET EXPENDITURES AND REQUIRED PAYMENTS

| | |
|---|--------------|
| Surplus revenue appropriated | \$173,462.50 |
| Miscellaneous revenues realized | 293,215.76 |
| State aid revenues realized | 13,165.95 |
| Delinquent taxes including | |
| liens—1952 collections | 67,526.59 |
| Current taxes—1952 collections.. | 1,401,271.22 |
| Emergency borrowings | |

TOTAL RECEIPTS AND REVENUES REALIZED \$1,948,642.02

CAPITAL OUTLAY—1952

| | |
|--------------------------------------|-------------|
| Beaches and boardwalks | |
| Buildings and equipment | \$19,355.14 |
| Parks and playgrounds | 8,296.14 |
| Sewers | |
| Streets, roads and bridges | |
| Water supply | 102,280.33 |
| Other | 23,402.72 |

| | |
|----------------------------------|--------|
| Tax rate | \$6.44 |
| Local school tax rate | 3.08 |
| County tax rate | 1.06 |
| Local purpose tax rate | 2.30 |

TAXES

| | |
|--|-----------------------|
| Local school tax | \$695,801.63 |
| County taxes | 240,154.78 |
| Special district taxes | |
| \$935,956.41 | |
| Local purpose levy | 531,975.68 |
| Total tax levy (tax duplicate) | \$1,467,932.09 |

Per Capita Total Tax Levy \$85.72

| | |
|--|--------------------|
| Current | |
| 1952 taxes levied (total) | \$1,490,496.28 |
| Collected in 1952 | 1,401,271.22 |
| Per cent of levy collected in 1952 | 94.01 |
| Transferred to liens | 647.86 |
| Cancelled, abated or adjusted | 5,586.31 |
| Outstanding December 31, 1952 | \$82,990.89 |

| | |
|-------------------------------------|--------------------|
| All Prior Years Outstanding | |
| Balance January 1, 1952 | \$89,114.45 |
| Collected in 1952 | 63,631.04 |
| Balance December 31, 1952 | \$25,336.21 |

| | |
|-------------------------------------|--------------------|
| Tax Title Liens Outstanding | |
| Balance January 1, 1952 | \$14,139.43 |
| Redeemed by cash | 2,395.55 |
| Balance December 31, 1952 | \$12,460.57 |

| | |
|---|--------------------|
| Property Acquired by Deed or Foreclosure | |
| Balance January 1, 1952 | \$20,100.00 |
| Sale for cash | 2,500.00 |
| Balance December 31, 1952 | \$19,300.00 |

CAPITAL DEBT, DECEMBER 31, 1952

| | |
|--------------------------------|----------------|
| Gross Debt | |
| School debt | \$1,989,000.00 |
| Self-liquidating debt. | 1,531,000.00 |
| Other capital debt | 1,270,198.00 |

TOTAL GROSS DEBT \$4,790,198.00

Per Capita Gross Debt \$279.74

| | |
|--------------------------------|----------------|
| Deductions for | |
| School debt | \$1,604,650.00 |
| Self-liquidating debt. | 1,528,068.00 |
| Other capital debt | |

TOTAL DEDUCTIONS 3,132,718.00

NET DEBT \$1,657,480.00

| | |
|------------------------------------|-----------------|
| Average Assessed Valuations | |
| Real Property 1950-1951-1952.. | \$20,058,123.00 |
| Per Cent of Net Debt | 8.26 |

CURRENT FINANCES DECEMBER 31, 1952

| | |
|--|--------------|
| Cash | \$286,397.04 |
| Taxes receivable | 108,327.10 |
| Tax title liens | 12,460.57 |
| Foreclosed property | 19,300.00 |
| Accounts receivable | 4,480.04 |
| State road aid receivable | 1,809.08 |
| Emergencies and deferred charges | 11,187.50 |

TOTAL ASSETS \$443,961.33

| | |
|----------------------------|-------------|
| Cash liabilities | \$72,619.17 |
| Reserves | 144,567.71 |
| Surplus revenue | 226,774.45 |

TOTAL LIABILITIES AND SURPLUS \$443,961.33

MOUNTAIN LAKES BOROUGH—MORRIS COUNTY

Population Census, 1950—2,806

Land Area 3.0 sq. mi.

Net Valuation Taxable \$4,477,505

| | |
|--|---------------------|
| EXPENDITURES AND REQUIRED PAYMENTS FOR 1952 | |
| General Government | |
| Administrative and executive | \$17,550.00 |
| Assessment and collection of taxes | 5,900.00 |
| Finance Department | |
| Protection to Persons & Property | |
| Fire | 18,400.00 |
| Police | 23,695.00 |
| Other | |
| Streets and Roads | |
| Repairs and maintenance | 31,000.00 |
| Street lighting | 7,000.00 |
| Sanitation | |
| Street cleaning | |
| Garbage and ash removal | |
| Sewers | |
| Health and Charities | |
| Health service | 1,350.00 |
| Poor (including relief) | 100.00 |
| Hospitals (aid and maintenance) .. | |
| Other | 400.00 |
| Recreation | |
| Beaches and boardwalks | |
| Parks and playgrounds | 11,050.00 |
| Other | |
| Educational | |
| Exclusive of school districts .. | 4,000.00 |
| Unclassified Purposes | |
| (Including contingent) | 67,300.00 |
| SUB-TOTAL—Municipal functions.. | \$187,745.00 |
| Per Capita—Municipal functions | |
| Capital imp'ts and capital imp't fund | \$66.91 |
| Debt Service | |
| Principal payments .. | \$11,000.00 |
| Interest payments .. | 137.50 |
| Total | \$11,137.50 |
| Per Capita Debt Service | |
| | \$3.97 |
| Deferred Charges and Statutory Expenditures | |
| Emergencies | |
| Other deferred chgs. | |
| Total | |
| TOTAL—Municipal expenditures .. | \$198,882.50 |
| Required Payments for Local School, County, and Special District Taxes | |
| | 251,046.94 |
| TOTAL EXPENDITURES AND REQUIRED PAYMENTS | \$449,929.44 |
| Reserve for uncollected taxes | \$32,431.74 |
| GRAND TOTAL—Budget | \$482,361.18 |
| RECEIPTS AND REVENUES REALIZED IN 1952 TO MEET EXPENDITURES AND REQUIRED PAYMENTS | |
| Surplus revenue appropriated .. | \$55,000.00 |
| Miscellaneous revenues realized .. | 33,113.18 |
| State aid revenues realized | 5,041.16 |
| Delinquent taxes including | |
| liens—1952 collections | 15,543.45 |
| Current taxes—1952 collections.. | 327,436.25 |
| Emergency borrowings | |
| TOTAL RECEIPTS AND REVENUES REALIZED | \$436,134.04 |
| CAPITAL OUTLAY—1952 | |
| Beaches and boardwalks | |
| Buildings and equipment | |
| Parks and playgrounds | |
| Sewers | |
| Streets, roads and bridges | |
| Water supply | \$26,276.45 |
| Other | |

| | |
|---|---------------------|
| Tax rate | \$7.54 |
| Local school tax rate | 4.54 |
| County tax rate | 1.06 |
| Local purpose tax rate | 1.94 |
| TAXES | |
| Local school tax .. | \$203,323.91 |
| County taxes | 47,723.03 |
| Special district taxes | |
| Local purpose levy | \$251,046.94 |
| | 86,485.24 |
| Total tax levy (tax duplicate) .. | \$337,532.18 |
| Per Capita Total Tax Levy | |
| | \$120.20 |
| Current | |
| 1952 taxes levied (total) | \$344,594.60 |
| Collected in 1952 | 327,436.25 |
| Per cent of levy collected in 1952 .. | 95.02 |
| Transferred to liens | 2,528.22 |
| Cancelled, abated or adjusted .. | 2,150.76 |
| Outstanding December 31, 1952 .. | \$12,479.37 |
| All Prior Years Outstanding | |
| Balance January 1, 1952 | \$12,249.43 |
| Collected in 1952 | 12,206.89 |
| Balance December 31, 1952 | |
| Tax Title Liens Outstanding | |
| Balance January 1, 1952 | \$27,283.53 |
| Redeemed by cash | 3,336.56 |
| Balance December 31, 1952 | \$3,641.69 |
| Property Acquired by Deed or Foreclosure | |
| Balance January 1, 1952 | \$153,101.09 |
| Sale for cash | 10,579.00 |
| Balance December 31, 1952 | \$169,543.34 |
| CAPITAL DEBT, DECEMBER 31, 1952 | |
| Gross Debt | |
| School debt | \$532,000.00 |
| Self-liquidating debt .. | 48,000.00 |
| Other capital debt .. | |
| TOTAL GROSS DEBT | \$580,000.00 |
| Per Capita Gross Debt | |
| | \$206.70 |
| Deductions for | |
| School debt | \$327,082.00 |
| Self-liquidating debt .. | 48,000.00 |
| Other capital debt .. | |
| TOTAL DEDUCTIONS | 375,082.00 |
| NET DEBT | \$204,918.00 |
| Average Assessed Valuations | |
| Real Property 1950-1951-1952.. | \$4,088,525.00 |
| Per Cent of Net Debt | 5.01 |
| CURRENT FINANCES DECEMBER 31, 1952 | |
| Cash | \$72,031.36 |
| Taxes receivable | 12,479.37 |
| Tax title liens | 3,641.69 |
| Foreclosed property | 169,543.34 |
| Accounts receivable | 818.48 |
| State road aid receivable | 4,029.00 |
| Emergencies and deferred charges .. | 60,000.00 |
| TOTAL ASSETS | \$322,543.24 |
| Cash liabilities | \$20,002.84 |
| Reserves | 186,482.88 |
| Surplus revenue | 116,057.52 |
| TOTAL LIABILITIES AND SURPLUS | \$322,543.24 |

MOUNTAINSIDE BOROUGH—UNION COUNTY

Population Census, 1950—2,046

Land Area 4.1 sq. mi.

Net Valuation Taxable \$4,864,295

| EXPENDITURES AND REQUIRED PAYMENTS FOR 1952 | |
|--|---------------------|
| General Government | |
| Administrative and executive | \$12,890.00 |
| Assessment and collection of taxes | 11,800.00 |
| Finance Department | |
| Protection to Persons & Property | |
| Fire | 17,600.00 |
| Police | 39,165.00 |
| Other | |
| Streets and Roads | |
| Repairs and maintenance | 12,000.00 |
| Street lighting | 3,300.00 |
| Sanitation | |
| Street cleaning | |
| Garbage and ash removal | |
| Sewers | |
| Health and Charities | |
| Health service | 1,635.00 |
| Poor (including relief) | 250.00 |
| Hospitals (aid and maintenance) | |
| Other | 300.00 |
| Recreation | |
| Beaches and boardwalks | |
| Parks and playgrounds | |
| Other | |
| Educational | |
| (Exclusive of school districts) .. | 1,400.00 |
| Unclassified Purposes | |
| (Including contingent) | 1,000.00 |
| SUB-TOTAL—Municipal functions.. | \$101,340.00 |
| Per Capita—Municipal functions | |
| Capital imp'ts and capital imp't fund | \$49.53 |
| Debt Service | \$27,000.01 |
| Principal payments .. | \$9,300.00 |
| Interest payments .. | 7,000.00 |
| Total | 16,300.00 |
| Per Capita Debt Service | |
| | \$7.97 |
| Deferred Charges and Statutory Expenditures | |
| Emergencies | |
| Other deferred chgs. | \$4,427.71 |
| Total | 4,427.71 |
| TOTAL—Municipal expenditures .. | \$149,067.72 |
| Required Payments for Local School, County, and Special District Taxes | |
| | 232,809.84 |
| TOTAL EXPENDITURES AND REQUIRED PAYMENTS | \$381,877.56 |
| Reserve for uncollected taxes | \$15,441.20 |
| GRAND TOTAL—Budget | \$397,318.76 |
| RECEIPTS AND REVENUES REALIZED IN 1952 TO MEET EXPENDITURES AND REQUIRED PAYMENTS | |
| Surplus revenue appropriated .. | \$47,500.00 |
| Miscellaneous revenues realized .. | 56,984.95 |
| State aid revenues realized | 20,598.72 |
| Delinquent taxes including | |
| licns—1952 collections | 9,046.16 |
| Current taxes—1952 collections .. | 278,141.78 |
| Emergency borrowings | |
| TOTAL RECEIPTS AND REVENUES REALIZED | \$412,271.61 |
| CAPITAL OUTLAY—1952 | |
| Beaches and boardwalks | |
| Buildings and equipment | |
| Parks and playgrounds | |
| Sewers | \$556,430.78 |
| Streets, roads and bridges | |
| Water supply | |
| Other | |

| | |
|---|-----------------------|
| Local school tax | \$5.76 |
| Tax rate | 3.94 |
| Local school tax rate | 0.84 |
| County tax rate | 0.98 |
| Local purpose tax rate | |
| TAXES | |
| Local school tax .. | \$191,880.36 |
| County taxes | 40,929.48 |
| Special district taxes | |
| Local purpose levy | \$232,809.84 |
| | 47,068.92 |
| Total tax levy (tax duplicate) .. | \$279,878.76 |
| Per Capita Total Tax Levy | |
| | \$136.70 |
| Current | |
| 1952 taxes levied (total) | \$291,427.89 |
| Collected in 1952 | 278,141.78 |
| Per cent of levy collected in 1952 .. | 95.42 |
| Transferred to liens | |
| Cancelled, abated or adjusted .. | 1,382.40 |
| Outstanding December 31, 1952 .. | \$11,903.71 |
| All Prior Years Outstanding | |
| Balance January 1, 1952 | \$11,618.83 |
| Collected in 1952 | 9,046.16 |
| Balance December 31, 1952 | \$2,044.70 |
| Tax Title Liens Outstanding | |
| Balance January 1, 1952 | |
| Redeemed by cash | |
| Balance December 31, 1952 | |
| Property Acquired by Deed or Foreclosure | |
| Balance January 1, 1952 | \$8,395.29 |
| Sale for cash | 24,000.00 |
| Balance December 31, 1952 | \$4,895.29 |
| CAPITAL DEBT, DECEMBER 31, 1952 | |
| Gross Debt | |
| School debt | \$523,193.00 |
| Self-liquidating debt .. | |
| Other capital debt .. | 1,020,000.00 |
| TOTAL GROSS DEBT | \$1,543,193.00 |
| Per Capita Gross Debt | |
| | \$754.25 |
| Deductions for | |
| School debt | \$359,975.00 |
| Self-liquidating debt .. | |
| Other capital debt .. | 114,000.00 |
| TOTAL DEDUCTIONS | 473,975.00 |
| NET DEBT | \$1,069,218.00 |
| Average Assessed Valuations | |
| Real Property 1950-1951-1952 .. | \$3,599,752.00 |
| Per Cent of Net Debt | 29.70 |
| CURRENT FINANCES DECEMBER 31, 1952 | |
| Cash | \$82,576.38 |
| Taxes receivable | 13,948.41 |
| Tax title liens | |
| Foreclosed property | 4,895.29 |
| Accounts receivable | 451.50 |
| State road aid receivable | 24,603.30 |
| Emergencies and deferred charges .. | |
| TOTAL ASSETS | \$126,474.88 |
| Cash liabilities | \$41,853.81 |
| Reserves | 19,295.20 |
| Surplus revenue | 65,325.87 |
| TOTAL LIABILITIES AND SURPLUS | \$126,474.88 |

MOUNT ARLINGTON BOROUGH—MORRIS COUNTY

Population Census, 1950—639

Land Area 2.7 sq. mi.

Net Valuation Taxable \$1,184,836

| | |
|--|--------------------|
| EXPENDITURES AND REQUIRED PAYMENTS FOR 1952 | |
| General Government | |
| Administrative and executive | \$11,983.00 |
| Assessment and collection of taxes | 2,900.00 |
| Finance Department | 100.00 |
| Protection to Persons & Property | |
| Fire | 1,000.00 |
| Police | 8,025.00 |
| Other | |
| Streets and Roads | |
| Repairs and maintenance | 11,142.89 |
| Street lighting | 3,100.00 |
| Sanitation | |
| Street cleaning | |
| Garbage and ash removal | 2,600.00 |
| Sewers | |
| Health and Charities | |
| Health service | 833.00 |
| Poor (including relief) | 300.00 |
| Hospitals (aid and maintenance) | 500.00 |
| Other | |
| Recreation | |
| Beaches and boardwalks | |
| Parks and playgrounds | 775.00 |
| Other | |
| Educational | |
| (Exclusive of school districts) .. | 325.00 |
| Unclassified Purposes | |
| (Including contingent) | 100.00 |
| SUB-TOTAL—Municipal functions.. | \$43,683.89 |

| | |
|--|-------------------|
| Per Capita—Municipal functions | \$68.36 |
| Capital imp'ts and capital imp't fund | |
| Debt Service | |
| Principal payments .. | |
| Interest payments .. | |
| Total | |
| Per Capita Debt Service | |
| Deferred Charges and Statutory Expenditures | |
| Emergencies | |
| Other deferred chgs. .. | \$2,042.31 |
| Total | \$2,042.31 |

| | |
|---|--------------------|
| TOTAL—Municipal expenditures .. | \$45,726.20 |
| Required Payments for Local School, County, and Special District Taxes | 41,228.45 |

| | |
|---|--------------------|
| TOTAL EXPENDITURES AND REQUIRED PAYMENTS | \$86,954.65 |
| Reserve for uncollected taxes | \$10,690.21 |
| GRAND TOTAL—Budget | \$97,644.86 |

| | |
|--|--------------------|
| RECEIPTS AND REVENUES REALIZED IN 1952 TO MEET EXPENDITURES AND REQUIRED PAYMENTS | |
| Surplus revenue appropriated .. | \$19,000.00 |
| Miscellaneous revenues realized .. | 9,625.79 |
| State aid revenues realized | 1,792.44 |
| Delinquent taxes including | |
| liens—1952 collections | 4,642.47 |
| Current taxes—1952 collections .. | 57,843.16 |
| Emergency borrowings | |
| TOTAL RECEIPTS AND REVENUES REALIZED | \$92,903.86 |

| | |
|----------------------------------|-------|
| CAPITAL OUTLAY—1952 | |
| Beaches and boardwalks | |
| Buildings and equipment | |
| Parks and playgrounds | |
| Sewers | |
| Streets, roads and bridges | |
| Water supply | |
| Other | |

| | |
|--|--------------------|
| Tax rate | \$5.52 |
| Local school tax rate | 2.41 |
| County tax rate | 1.06 |
| Local purpose tax rate | 2.05 |
| TAXES | |
| Local school tax ... | \$28,600.00 |
| County taxes | 12,628.45 |
| Special district taxes | |
| Local purpose levy | \$41,228.45 |
| | 24,068.41 |
| Total tax levy (tax duplicate) .. | \$65,296.86 |
| Per Capita Total Tax Levy | \$102.19 |

| | |
|--|-------------|
| Current | |
| 1952 taxes levied (total) | \$65,901.82 |
| Collected in 1952 | 57,843.16 |
| Per cent of levy collected in 1952 ... | 87.77 |
| Transferred to liens | 1,667.04 |
| Cancelled, abated or adjusted | 82.80 |
| Outstanding December 31, 1952 .. | \$6,308.82 |
| All Prior Years Outstanding | |
| Balance January 1, 1952 | \$4,781.13 |
| Collected in 1952 | 4,629.47 |
| Balance December 31, 1952 | \$64.62 |

| | |
|------------------------------------|------------|
| Tax Title Liens Outstanding | |
| Balance January 1, 1952 | \$5,166.80 |
| Redeemed by cash | 13.00 |
| Balance December 31, 1952 | \$6,979.30 |

| | |
|---|-------------|
| Property Acquired by Deed or Foreclosure | |
| Balance January 1, 1952 | \$14,350.00 |
| Sale for cash | 2,600.00 |
| Balance December 31, 1952 | \$14,150.00 |

| | |
|--|---------------------|
| CAPITAL DEBT, DECEMBER 31, 1952 | |
| Gross Debt | |
| School debt | \$130,000.00 |
| Self-liquidating debt | |
| Other capital debt .. | |
| TOTAL GROSS DEBT | \$130,000.00 |
| Per Capita Gross Debt | \$203.44 |

| | |
|-------------------------------|--------------------|
| Deductions for | |
| School debt | \$62,681.00 |
| Self-liquidating debt | |
| Other capital debt .. | |
| TOTAL DEDUCTIONS | 62,681.00 |
| NET DEBT | \$67,319.00 |

| | |
|------------------------------------|----------------|
| Average Assessed Valuations | |
| Real Property 1950-1951-1952 .. | \$1,044,678.00 |
| Per Cent of Net Debt | 6.44 |

| | |
|--|--------------------|
| CURRENT FINANCES DECEMBER 31, 1952 | |
| Cash | \$31,787.79 |
| Taxes receivable | 6,373.44 |
| Tax title liens | 6,979.30 |
| Foreclosed property | 14,150.00 |
| Accounts receivable | 164.63 |
| State road aid receivable | |
| Emergencies and deferred charges .. | 3.04 |
| TOTAL ASSETS | \$59,458.20 |
| Cash liabilities | \$12,222.57 |
| Reserves | 27,667.37 |
| Surplus revenue | 19,568.26 |
| TOTAL LIABILITIES AND SURPLUS | \$59,458.20 |

MOUNT EPHRAIM BOROUGH—CAMDEN COUNTY

Population Census, 1950—4,449 Land Area 0.97 sq. mi. Net Valuation Taxable \$2,721,171

| | |
|--|---------------------|
| EXPENDITURES AND REQUIRED PAYMENTS FOR 1952 | |
| General Government | |
| Administrative and executive | \$13,225.00 |
| Assessment and collection of taxes | 10,100.00 |
| Finance Department | |
| Protection to Persons & Property | |
| Fire | 10,225.00 |
| Police | 25,915.00 |
| Other | 1,575.00 |
| Streets and Roads | |
| Repairs and maintenance | 20,555.00 |
| Street lighting | 6,525.00 |
| Sanitation | |
| Street cleaning | |
| Garbage and ash removal | 2,535.00 |
| Sewers | 9,945.00 |
| Health and Charities | |
| Health service | 450.00 |
| Poor (including relief) | 1,275.00 |
| Hospitals (aid and maintenance) | |
| Other | |
| Recreation | |
| Beaches and boardwalks | |
| Parks and playgrounds | |
| Other | |
| Educational | |
| (Exclusive of school districts) .. | 300.00 |
| Unclassified Purposes | |
| (Including contingent) | 250.00 |
| SUB-TOTAL—Municipal functions.. | \$102,875.00 |
| Per Capita—Municipal functions | \$23.12 |
| Capital imp'ts and capital imp't fund | \$1,700.00 |
| Debt Service | |
| Principal payments .. | \$14,000.00 |
| Interest payments .. | 12,876.00 |
| Total | 26,876.00 |
| Per Capita Debt Service | \$6.04 |
| Deferred Charges and Statutory Expenditures | |
| Emergencies | |
| Other deferred chgs. | |
| Total | |
| TOTAL—Municipal expenditures ... | \$131,451.00 |
| Required Payments for Local School, County, and Special District Taxes | |
| | 136,404.65 |
| TOTAL EXPENDITURES AND REQUIRED PAYMENTS | \$267,855.65 |
| Reserve for uncollected taxes | \$9,958.00 |
| GRAND TOTAL—Budget | \$277,813.65 |
| RECEIPTS AND REVENUES REALIZED IN 1952 TO MEET EXPENDITURES AND REQUIRED PAYMENTS | |
| Surplus revenue appropriated .. | \$30,700.00 |
| Miscellaneous revenues realized .. | 41,964.27 |
| State aid revenues realized | 4,274.49 |
| Delinquent taxes including liens—1952 collections | |
| | 4,623.26 |
| Current taxes—1952 collections.. | 211,224.71 |
| Emergency borrowings | |
| TOTAL RECEIPTS AND REVENUES REALIZED | \$292,786.73 |
| CAPITAL OUTLAY—1952 | |
| Beaches and boardwalks | |
| Buildings and equipment | |
| Parks and playgrounds | |
| Sewers | |
| Streets, roads and bridges | |
| Water supply | |
| Other | |

| | |
|---|---------------------|
| Tax rate | \$7.66 |
| Local school tax rate | 3.40 |
| County tax rate | 1.61 |
| Local purpose tax rate | 2.65 |
| TAXES | |
| Local school tax ... | \$92,604.00 |
| County taxes | 43,800.65 |
| Special district taxes | |
| Local purpose levy | \$136,404.65 |
| Total tax levy (tax duplicate) .. | \$208,113.65 |
| Per Capita Total Tax Levy | |
| | \$46.78 |
| Current | |
| 1952 taxes levied (total) | \$213,113.72 |
| Collected in 1952 | 211,224.71 |
| Per cent of levy collected in 1952 ... | 99.11 |
| Transferred to liens | |
| Cancelled, abated or adjusted .. | |
| Outstanding December 31, 1952 .. | \$1,889.01 |
| All Prior Years Outstanding | |
| Balance January 1, 1952 | \$4,647.18 |
| Collected in 1952 | 4,623.26 |
| Balance December 31, 1952 | \$23.92 |
| Tax Title Liens Outstanding | |
| Balance January 1, 1952 | |
| Redeemed by cash | |
| Balance December 31, 1952 | |
| Property Acquired by Deed or Foreclosure | |
| Balance January 1, 1952 | \$33,098.50 |
| Sale for cash | 3,850.00 |
| Balance December 31, 1952 | \$29,248.50 |
| CAPITAL DEBT, DECEMBER 31, 1952 | |
| Gross Debt | |
| School debt | \$210,000.00 |
| Self-liquidating debt .. | |
| Other capital debt .. | 337,000.00 |
| TOTAL GROSS DEBT | \$547,000.00 |
| Per Capita Gross Debt | \$122.95 |
| Deductions for | |
| School debt | \$165,508.00 |
| Self-liquidating debt .. | |
| Other capital debt .. | |
| TOTAL DEDUCTIONS | 165,508.00 |
| NET DEBT | \$381,492.00 |
| Average Assessed Valuations | |
| Real Property 1950-1951-1952.. | \$2,758,467.00 |
| Per Cent of Net Debt | 13.82 |
| CURRENT FINANCES DECEMBER 31, 1952 | |
| Cash | \$97,648.39 |
| Taxes receivable | 1,912.93 |
| Tax title liens | |
| Foreclosed property | 29,248.50 |
| Accounts receivable | 808.68 |
| State road aid receivable | 1,452.17 |
| Emergencies and deferred charges .. | 1,500.00 |
| TOTAL ASSETS | \$132,570.67 |
| Cash liabilities | \$16,011.08 |
| Reserves | 31,970.11 |
| Surplus revenue | 84,589.48 |
| TOTAL LIABILITIES AND SURPLUS | \$132,570.67 |

MOUNT HOLLY TOWNSHIP—BURLINGTON COUNTY

Population Census, 1950—8,206

Land Area 2.91 sq. ml.

Net Valuation Taxable \$4,835,139

| | |
|--|---------------------|
| EXPENDITURES AND REQUIRED PAYMENTS FOR 1952 | |
| General Government | |
| Administrative and executive | \$25,441.18 |
| Assessment and collection of taxes | 7,311.50 |
| Finance Department | 1,225.00 |
| Protection to Persons & Property | |
| Fire | 23,957.00 |
| Police | 53,202.84 |
| Other | |
| Streets and Roads | |
| Repairs and maintenance | 56,581.84 |
| Street lighting | 10,800.00 |
| Sanitation | |
| Street cleaning | |
| Garbage and ash removal | 9,592.50 |
| Sewers | |
| Health and Charities | |
| Health service | 4,542.50 |
| Poor (including relief) | 500.00 |
| Hospitals (aid and maintenance) .. | |
| Other | |
| Recreation | |
| Beaches and boardwalks | |
| Parks and playgrounds | 1,595.00 |
| Other | |
| Educational | |
| (Exclusive of school districts) .. | 1,000.00 |
| Unclassified Purposes | |
| (Including contingent) | 3,125.00 |
| SUB-TOTAL—Municipal functions.. | \$198,874.36 |
| Per Capita—Municipal functions | |
| Capital imp'ts and capital imp't fund | \$24.24 |
| Debt Service | \$33,200.00 |
| Principal payments . | \$10,515.00 |
| Interest payments .. | 6,697.34 |
| Total | 17,212.34 |
| Per Capita Debt Service | |
| | \$2.10 |
| Deferred Charges and Statutory Expenditures | |
| Emergencies | \$4,750.00 |
| Other deferred chgs. | 2,256.50 |
| Total | 7,006.50 |
| TOTAL—Municipal expenditures ... | \$256,293.20 |
| Required Payments for Local School, County, and Special District Taxes | |
| | 306,121.37 |
| TOTAL EXPENDITURES AND REQUIRED PAYMENTS | \$562,414.57 |
| Reserve for uncollected taxes | \$56,919.79 |
| GRAND TOTAL—Budget | \$619,334.36 |
| RECEIPTS AND REVENUES REALIZED IN 1952 TO MEET EXPENDITURES AND REQUIRED PAYMENTS | |
| Surplus revenue appropriated .. | \$50,000.00 |
| Miscellaneous revenues realized. | 85,069.68 |
| State aid revenues realized | 10,693.00 |
| Delinquent taxes including | |
| liens—1952 collections | 59,664.85 |
| Current taxes—1952 collections .. | 396,676.82 |
| Emergency borrowings | |
| TOTAL RECEIPTS AND REVENUES REALIZED | \$602,104.35 |

CAPITAL OUTLAY—1952

| | |
|----------------------------------|-----------|
| Beaches and boardwalks | \$426.50 |
| Buildings and equipment | 45,586.00 |
| Parks and playgrounds | |
| Sewers | |
| Streets, roads and bridges | 21,281.66 |
| Water supply | |
| Other | 15,237.65 |

| | |
|---|---------------------|
| Tax rate | \$9.22 |
| Local school tax rate | 4.07 |
| County tax rate | 2.26 |
| Local purpose tax rate | 2.89 |
| TAXES | |
| Local school tax ... | \$196,855.83 |
| County taxes | 109,265.54 |
| Special district taxes | |
| Local purpose levy | \$306,121.37 |
| | 143,413.49 |
| Total tax levy (tax duplicate) .. | \$449,534.86 |
| Per Capita Total Tax Levy | |
| | \$54.78 |
| Current | |
| 1952 taxes levied (total) | \$458,144.30 |
| Collected in 1952 | 396,676.82 |
| Per cent of levy collected in 1952 ... | 86.58 |
| Transferred to liens | 739.10 |
| Cancelled, abated or adjusted .. | 3,122.24 |
| Outstanding December 31, 1952 .. | \$57,606.14 |
| All Prior Years Outstanding | |
| Balance January 1, 1952 | \$68,123.56 |
| Collected in 1952 | 59,469.90 |
| Balance December 31, 1952 | \$8,318.20 |
| Tax Title Liens Outstanding | |
| Balance January 1, 1952 | \$8,841.86 |
| Redeemed by cash | 194.95 |
| Balance December 31, 1952 | \$9,386.01 |
| Property Acquired by Deed or Foreclosure | |
| Balance January 1, 1952 | \$1,350.00 |
| Sale for cash | |
| Balance December 31, 1952 | \$1,350.00 |

CAPITAL DEBT, DECEMBER 31, 1952

| | |
|------------------------------------|---------------------|
| Gross Debt | |
| School debt | \$119,389.00 |
| Self-liquidating debt .. | |
| Other capital debt .. | 170,735.00 |
| TOTAL GROSS DEBT | \$290,124.00 |
| Per Capita Gross Debt | |
| | \$35.36 |
| Deductions for | |
| School debt | \$119,389.00 |
| Self-liquidating debt .. | |
| Other capital debt .. | |
| TOTAL DEDUCTIONS | 119,389.00 |
| NET DEBT | \$170,735.00 |

| | |
|------------------------------------|----------------|
| Average Assessed Valuations | |
| Real Property 1950-1951-1952 .. | \$3,948,584.00 |
| Per Cent of Net Debt | 4.32 |

CURRENT FINANCES DECEMBER 31, 1952

| | |
|--|---------------------|
| Cash | \$137,707.13 |
| Taxes receivable | 65,924.34 |
| Tax title liens | 9,386.01 |
| Foreclosed property | 1,350.00 |
| Accounts receivable | 1,234.34 |
| State road aid receivable | 5,400.00 |
| Emergencies and deferred charges .. | 1,350.00 |
| TOTAL ASSETS | \$222,351.82 |
| Cash liabilities | \$57,022.46 |
| Reserves | 77,894.69 |
| Surplus revenue | 87,434.67 |
| TOTAL LIABILITIES AND SURPLUS | \$222,351.82 |

MOUNT LAUREL TOWNSHIP—BURLINGTON COUNTY

Population Census, 1950—2,817 Land Area 22.05 sq. mi. Net Valuation Taxable \$1,369,551

| | |
|--|---------------------|
| EXPENDITURES AND REQUIRED PAYMENTS FOR 1952 | |
| General Government | |
| Administrative and executive | \$5,804.17 |
| Assessment and collection of taxes | 4,950.00 |
| Finance Department | 300.00 |
| Protection to Persons & Property | |
| Fire | 700.00 |
| Police | 1,000.00 |
| Other | |
| Streets and Roads | |
| Repairs and maintenance | 16,225.00 |
| Street lighting | 2,000.00 |
| Sanitation | |
| Street cleaning | |
| Garbage and ash removal | |
| Sewers | |
| Health and Charities | |
| Health service | 500.00 |
| Poor (including relief) | 425.00 |
| Hospitals (aid and maintenance) | |
| Other | |
| Recreation | |
| Beaches and boardwalks | |
| Parks and playgrounds | |
| Other | |
| Educational | |
| (Exclusive of school districts) .. | 100.00 |
| Unclassified Purposes | |
| (Including contingent) | 100.00 |
| SUB-TOTAL—Municipal functions.. | \$32,104.17 |
| Per Capita—Municipal functions ... | \$11.40 |
| Capital imp'ts and capital imp't fund | \$7,000.00 |
| Debt Service | |
| Principal payments | |
| Interest payments .. | \$100.00 |
| Total | 100.00 |
| Per Capita Debt | \$0.04 |
| Deferred Charges and Statutory Expenditures | |
| Emergencies | |
| Other deferred chgs. .. | \$12,502.00 |
| Total | 12,502.00 |
| TOTAL—Municipal expenditures ... | \$51,706.17 |
| Required Payments for Local School, County, and Special District Taxes | |
| | 124,586.92 |
| TOTAL EXPENDITURES AND REQUIRED PAYMENTS | \$176,293.09 |
| Reserve for uncollected taxes | \$27,566.00 |
| GRAND TOTAL—Budget | \$203,859.00 |
| RECEIPTS AND REVENUES REALIZED IN 1952 TO MEET EXPENDITURES AND REQUIRED PAYMENTS | |
| Surplus revenue appropriated .. | \$31,599.00 |
| Miscellaneous revenues realized .. | 31,527.99 |
| State aid revenues realized | 9,831.00 |
| Delinquent taxes including | |
| liens—1952 collections | 14,945.73 |
| Current taxes—1952 collections.. | 124,586.92 |
| Emergency borrowings | |
| TOTAL RECEIPTS AND REVENUES REALIZED | \$212,400.64 |
| CAPITAL OUTLAY—1952 | |
| Beaches and boardwalks | |
| Buildings and equipment | |
| Parks and playgrounds | |
| Sewers | |
| Streets, roads and bridges | |
| Water supply | |
| Other | |

| | |
|---|---------------------|
| Tax rate | \$9.10 |
| Local school tax rate | 6.84 |
| County tax rate | 2.26 |
| Local purpose tax rate | |
| TAXES | |
| Local school tax ... | \$93,608.00 |
| County taxes | 30,978.92 |
| Special district taxes | |
| Local purpose levy | |
| Total tax levy (tax duplicate) .. | \$124,586.92 |
| Per Capita Total Tax Levy | \$44.23 |
| Current | |
| 1952 taxes levied (total) | \$124,669.57 |
| Collected in 1952 | 101,213.09 |
| Per cent of levy collected in 1952 .. | 81.18 |
| Transferred to liens | 1,000.00 |
| Cancelled, abated or adjusted .. | 406.56 |
| Outstanding December 31, 1952 .. | \$22,049.92 |
| All Prior Years Outstanding | |
| Balance January 1, 1952 | \$23,533.27 |
| Collected in 1952 | 14,439.16 |
| Balance December 31, 1952 | \$4,878.94 |
| Tax Title Liens Outstanding | |
| Balance January 1, 1952 | \$9,717.76 |
| Redeemed by cash | 506.57 |
| Balance December 31, 1952 | \$6,204.74 |
| Property Acquired by Deed or Foreclosure | |
| Balance January 1, 1952 | \$4,500.00 |
| Sale for cash | 1,000.00 |
| Balance December 31, 1952 | \$6,575.00 |
| CAPITAL DEBT, DECEMBER 31, 1952 | |
| Gross Debt | |
| School debt | |
| Self-liquidating debt | |
| Other capital debt .. | |
| TOTAL GROSS DEBT | |
| Per Capita Gross Debt | |
| Deductions for | |
| School debt | |
| Self-liquidating debt | |
| Other capital debt .. | |
| TOTAL DEDUCTIONS | |
| NET DEBT | |
| Average Assessed Valuations | |
| Real Property 1950-1951-1952.. | \$1,227,044.00 |
| Per Cent of Net Debt | |
| CURRENT FINANCES DECEMBER 31, 1952 | |
| Cash | \$52,410.88 |
| Taxes receivable | 26,928.86 |
| Tax title liens | 22,049.92 |
| Foreclosed property | 6,575.00 |
| Accounts receivable | |
| State road aid receivable | 6,300.00 |
| Emergencies and deferred charges .. | 44.17 |
| TOTAL ASSETS | \$114,308.33 |
| Cash liabilities | \$20,677.32 |
| Reserves | 55,553.78 |
| Surplus revenue | 38,077.23 |
| TOTAL LIABILITIES AND SURPLUS | \$114,308.33 |

MOUNT OLIVE TOWNSHIP—MORRIS COUNTY

Population Census, 1950—2,597 Land Area 31.6 sq. mi. Net Valuation Taxable \$2,950,062

| | |
|--|---------------------|
| EXPENDITURES AND REQUIRED PAYMENTS FOR 1952 | |
| General Government | |
| Administrative and executive | \$19,687.72 |
| Assessment and collection of taxes | 7,733.94 |
| Finance Department | 743.42 |
| Protection to Persons & Property | |
| Fire | 5,516.58 |
| Police | 19,302.97 |
| Other | |
| Streets and Roads | |
| Repairs and maintenance | 51,405.70 |
| Street lighting | 500.00 |
| Sanitation | |
| Street cleaning | |
| Garbage and ash removal | |
| Sewers | |
| Health and Charities | |
| Health service | 2,558.87 |
| Poor (including relief) | 2,075.00 |
| Hospitals (aid and maintenance) | 1,000.00 |
| Other | |
| Recreation | |
| Beaches and boardwalks | |
| Parks and playgrounds | |
| Other | |
| Educational | |
| (Exclusive of school districts) | |
| Unclassified Purposes | |
| (Including contingent) | 50.00 |
| SUB-TOTAL—Municipal functions.. | \$110,574.20 |
| Per Capita—Municipal functions | |
| Capital imp'ts and capital imp't fund | \$42.58 |
| Debt Service | \$7,200.00 |
| Principal payments | |
| Interest payments .. | \$188.17 |
| Total | 188.17 |
| Per Capita Debt Service | |
| Deferred Charges and Statutory Expenditures | \$0.07 |
| Emergencies | \$2,900.00 |
| Other deferred chgs. | 13,044.91 |
| Total | 15,944.91 |
| TOTAL—Municipal expenditures . . | \$133,907.28 |
| Required Payments for Local School, County, and Special District Taxes | |
| | 152,922.34 |
| TOTAL EXPENDITURES AND REQUIRED PAYMENTS | \$286,829.62 |
| Reserve for uncollected taxes | \$35,000.00 |
| GRAND TOTAL—Budget | \$321,829.62 |
| RECEIPTS AND REVENUES REALIZED IN 1952 TO MEET EXPENDITURES AND REQUIRED PAYMENTS | |
| Surplus revenue appropriated | \$12,000.00 |
| Miscellaneous revenues realized | 25,659.41 |
| State aid revenues realized | 8,516.78 |
| Delinquent taxes including | |
| liens—1952 collections | 19,965.00 |
| Current taxes—1952 collections.. | 229,969.87 |
| Emergency borrowings | |
| TOTAL RECEIPTS AND REVENUES REALIZED | \$296,111.06 |

CAPITAL OUTLAY—1952

| | |
|--------------------------------------|-------------|
| Beaches and boardwalks | |
| Buildings and equipment | \$10,622.22 |
| Parks and playgrounds | |
| Sewers | |
| Streets, roads and bridges | |
| Water supply | |
| Other | |

| | |
|---|---------------------|
| Tax rate | \$8.26 |
| Local school tax rate | 3.54 |
| County tax rate | 1.06 |
| Local purpose tax rate | 3.66 |
| TAXES | |
| Local school tax | \$104,491.73 |
| County taxes | 31,286.78 |
| Special district taxes | 17,143.83 |
| Local purpose levy | 107,853.14 |
| Total tax levy (tax duplicate) .. | \$260,775.48 |
| Per Capita Total Tax Levy | |
| | \$100.41 |
| Current | |
| 1952 taxes levied (total) | \$262,096.14 |
| Collected in 1952 | 229,969.87 |
| Per cent of levy collected in 1952 | 87.74 |
| Transferred to liens | 2,135.07 |
| Cancelled, abated or adjusted | 2,445.45 |
| Outstanding December 31, 1952 | \$27,545.75 |
| All Prior Years Outstanding | |
| Balance January 1, 1952 | \$26,459.07 |
| Collected in 1952 | 19,459.44 |
| Balance December 31, 1952 | \$6,735.72 |
| Tax Title Liens Outstanding | |
| Balance January 1, 1952 | \$18,740.36 |
| Redeemed by cash | 505.56 |
| Balance December 31, 1952 | \$20,380.90 |
| Property Acquired by Deed or Foreclosure | |
| Balance January 1, 1952 | \$3,800.00 |
| Sale for cash | |
| Balance December 31, 1952 | \$3,800.00 |

CAPITAL DEBT, DECEMBER 31, 1952

| | |
|--|---------------------|
| Gross Debt | |
| School debt | \$156,000.00 |
| Self-liquidating debt | |
| Other capital debt | 8,319.00 |
| TOTAL GROSS DEBT | \$164,319.00 |
| Per Capita Gross Debt | |
| | \$63.27 |
| Deductions for | |
| School debt | \$155,496.00 |
| Self-liquidating debt | |
| Other capital debt | |
| TOTAL DEDUCTIONS | 155,496.00 |
| NET DEBT | \$8,823.00 |

| | |
|------------------------------------|----------------|
| Average Assessed Valuations | |
| Real Property 1950-1951-1952.. | \$2,591,594.00 |
| Per Cent of Net Debt | 0.34 |

CURRENT FINANCES DECEMBER 31, 1952

| | |
|--|---------------------|
| Cash | \$42,750.59 |
| Taxes receivable | 34,281.47 |
| Tax title liens | 20,380.90 |
| Foreclosed property | 3,800.00 |
| Accounts receivable | 4,497.00 |
| State road aid receivable | |
| Emergencies and deferred charges | 505.00 |
| TOTAL ASSETS | \$106,214.96 |
| Cash liabilities | \$10,877.65 |
| Reserves | 62,959.37 |
| Surplus revenue | 32,377.94 |
| TOTAL LIABILITIES AND SURPLUS | \$106,214.96 |

MULLICA TOWNSHIP—ATLANTIC COUNTY

Population Census, 1950—1,804

Land Area 54.72 sq. mi.

Net Valuation Taxable \$1,038,239

EXPENDITURES AND REQUIRED PAYMENTS FOR 1952

| | |
|---|--------------------|
| General Government | |
| Administrative and executive | \$5,098.00 |
| Assessment and collection of taxes | 3,174.38 |
| Finance Department | 270.00 |
| Protection to Persons & Property | |
| Fire | 3,200.00 |
| Police | 2,422.17 |
| Other | |
| Streets and Roads | |
| Repairs and maintenance | 10,264.91 |
| Street lighting | 1,502.81 |
| Sanitation | |
| Street Cleaning | |
| Garbage and ash removal | |
| Sewers | |
| Health and Charities | |
| Health service | 364.50 |
| Poor (including relief) | 540.00 |
| Hospitals (aid and maintenance) | 100.00 |
| Other | |
| Recreation | |
| Beaches and boardwalks | |
| Parks and playgrounds | |
| Other | |
| Educational | |
| (Exclusive of school districts) .. | |
| Unclassified Purposes | |
| (Including contingent) | 114.81 |
| SUB-TOTAL—Municipal functions.. | \$27,051.58 |

| | |
|---|----------------|
| Per Capita—Municipal functions | \$15.00 |
| Capital imp'ts and capital imp't fund | \$277.77 |
| Debt Service | |
| Principal payments | |
| Interest payments | |

| | |
|--|-----------------|
| Total | |
| Per Capita Debt Service | |
| Deferred Charges and Statutory Expenditures | |
| Emergencies | \$1,250.00 |
| Other deferred chgs. | 5,537.66 |
| Total | 6,787.66 |

| | |
|---|--------------------|
| TOTAL—Municipal expenditures .. | \$34,117.01 |
| Required Payments for Local School, County, and Special District Taxes | |
| | 62,977.32 |

| | |
|---|---------------------|
| TOTAL EXPENDITURES AND REQUIRED PAYMENTS | \$97,094.33 |
| Reserve for uncollected taxes | \$20,368.71 |
| GRAND TOTAL—Budget | \$117,463.04 |

| | |
|--|-------------|
| RECEIPTS AND REVENUES REALIZED IN 1952 TO MEET EXPENDITURES AND REQUIRED PAYMENTS | |
| Surplus revenue appropriated | \$10,537.66 |
| Miscellaneous revenues realized | 27,774.10 |
| State aid revenues realized | 5,188.00 |
| Delinquent taxes including liens—1952 collections | 17,850.22 |
| Current taxes—1952 collections .. | 60,319.11 |
| Emergency borrowings | |

| | |
|---|---------------------|
| TOTAL RECEIPTS AND REVENUES REALIZED | \$121,669.09 |
|---|---------------------|

CAPITAL OUTLAY—1952

| | |
|----------------------------------|-------|
| Beaches and boardwalks | |
| Buildings and equipment | |
| Parks and playgrounds | |
| Sewers | |
| Streets, roads and bridges | |
| Water supply | |
| Other | |

| | |
|------------------------------|---------------|
| Tax rate | \$7.75 |
| Local school tax rate | 4.33 |
| County tax rate | 1.73 |
| Local purpose tax rate | 1.69 |

TAXES

| | | |
|------------------------------|-------------|--------------------|
| Local school tax ... | \$45,000.00 | |
| County taxes | 17,977.32 | |
| Special district taxes | | |
| | | \$62,977.32 |
| | | 17,427.92 |
| | | \$80,405.24 |

| | |
|--|----------------|
| Per Capita Total Tax Levy | \$44.57 |
|--|----------------|

| | |
|--|--------------------|
| Current | |
| 1952 taxes levied (total) | \$80,405.24 |
| Collected in 1952 | 60,319.11 |
| Per cent of levy collected in 1952 ... | 75.01 |
| Transferred to liens | |
| Cancelled, abated or adjusted .. | |
| Outstanding December 31, 1952 .. | \$20,086.13 |

| | |
|------------------------------------|-------------------|
| All Prior Years Outstanding | |
| Balance January 1, 1952 | \$21,350.61 |
| Collected in 1952 | 13,847.63 |
| Balance December 31, 1952 | \$7,502.98 |

| | |
|------------------------------------|--------------------|
| Tax Title Liens Outstanding | |
| Balance January 1, 1952 | \$108,323.63 |
| Redeemed by cash | 4,002.59 |
| Balance December 31, 1952 | \$98,178.95 |

| | |
|---|-------------------|
| Property Acquired by Deed or Foreclosure | |
| Balance January 1, 1952 | |
| Sale for cash | \$1,721.95 |
| Balance December 31, 1952 | \$4,420.14 |

CAPITAL DEBT, DECEMBER 31, 1952

| | |
|-----------------------------|-------|
| Gross Debt | |
| School debt | |
| Self-liquidating debt | |
| Other capital debt .. | |

| | |
|------------------------------------|--------------|
| TOTAL GROSS DEBT | |
| Per Capita Gross Debt | |

| | |
|-----------------------------|-------|
| Deductions for | |
| School debt | |
| Self-liquidating debt | |
| Other capital debt .. | |

| | |
|-------------------------------|--------------|
| TOTAL DEDUCTIONS | |
| NET DEBT | |

| | |
|------------------------------------|--------------|
| Average Assessed Valuations | |
| Real Property 1950-1951-1952 .. | \$927,057.00 |
| Per Cent of Net Debt | |

| | |
|---|--------------|
| CURRENT FINANCES DECEMBER 31, 1952 | |
| Cash | \$109,993.04 |
| Taxes receivable | 27,589.11 |
| Tax title liens | 98,178.95 |
| Foreclosed property | 4,420.14 |
| Accounts receivable | 323.74 |
| State road aid receivable | 1,000.00 |
| Emergencies and deferred charges .. | 1,565.26 |

| | |
|---------------------------|---------------------|
| TOTAL ASSETS | \$243,070.24 |
|---------------------------|---------------------|

| | |
|------------------------|------------|
| Cash liabilities | \$238.35 |
| Reserves | 130,511.94 |
| Surplus revenue | 112,319.95 |

| | |
|--|---------------------|
| TOTAL LIABILITIES AND SURPLUS | \$243,070.24 |
|--|---------------------|

NATIONAL PARK BOROUGH—GLOUCESTER COUNTY

Population Census, 1950—2,419 Land Area 0.99 sq. mi. Net Valuation Taxable \$920,315

| | |
|--|---------------------|
| EXPENDITURES AND REQUIRED PAYMENTS FOR 1952 | |
| General Government | |
| Administrative and executive | \$7,125.00 |
| Assessment and collection of taxes Finance Department | 6,892.50 |
| Protection to Persons & Property | |
| Fire | 5,965.00 |
| Police | 4,450.00 |
| Other | |
| Streets and Roads | |
| Repairs and maintenance | 4,000.00 |
| Street lighting | 3,200.00 |
| Sanitation | |
| Street cleaning | |
| Garbage and ash removal | 1,650.00 |
| Sewers | |
| Health and Charities | |
| Health service | 1,000.00 |
| Poor (including relief) | 1,335.00 |
| Hospitals (aid and maintenance) .. | |
| Other | |
| Recreation | |
| Beaches and boardwalks | |
| Parks and playgrounds | |
| Other | |
| Educational (Exclusive of school districts) .. | |
| Unclassified Purposes (Including contingent) | |
| | 100.00 |
| SUB-TOTAL—Municipal functions.. | \$35,717.50 |
| Per Capita—Municipal functions ... | |
| Capital imp'ts and capital imp't fund Debt Service | \$14.77 |
| Principal payments .. | \$14,000.00 |
| Interest payments .. | 11,192.50 |
| Total | \$25,192.50 |
| Per Capita Debt Service | |
| | \$10.41 |
| Deferred Charges and Statutory Expenditures | |
| Emergencies | |
| Other deferred chgs. .. | \$1,274.79 |
| Total | 1,274.79 |
| TOTAL—Municipal expenditures ... | \$62,184.79 |
| Required Payments for Local School, County, and Special District Taxes | |
| | 61,282.24 |
| TOTAL EXPENDITURES AND REQUIRED PAYMENTS | \$123,467.03 |
| Reserve for uncollected taxes | \$19,608.76 |
| GRAND TOTAL—Budget | \$143,075.79 |
| RECEIPTS AND REVENUES REALIZED IN 1952 TO MEET EXPENDITURES AND REQUIRED PAYMENTS | |
| Surplus revenue appropriated | |
| Miscellaneous revenues realized .. | \$27,399.68 |
| State aid revenues realized | 2,301.00 |
| Delinquent taxes including | |
| Liens—1952 collections | 18,280.78 |
| Current taxes—1952 collections.. | 70,029.82 |
| Emergency borrowings | |
| TOTAL RECEIPTS AND REVENUES REALIZED | \$118,011.28 |

CAPITAL OUTLAY—1952

| | |
|----------------------------------|--|
| Beaches and boardwalks | |
| Buildings and equipment | |
| Parks and playgrounds | |
| Sewers | |
| Streets, roads and bridges | |
| Water supply | |
| Other | |

| | |
|------------------------------|----------------|
| Tax rate | \$10.64 |
| Local school tax rate | 5.63 |
| County tax rate | 1.02 |
| Local purpose tax rate | 3.99 |

TAXES

| | | |
|---|-------------|--------------------|
| Local school tax ... | \$51,854.00 | |
| County taxes | 9,428.24 | |
| Special district taxes | | |
| Local purpose levy | | \$61,282.24 |
| | | 36,526.38 |
| Total tax levy (tax duplicate) .. | | \$97,808.62 |
| Per Capita Total Tax Levy | | |
| | | \$40.43 |
| Current | | |
| 1952 taxes levied (total) | | \$99,272.78 |
| Collected in 1952 | | 70,029.82 |
| Per cent of levy collected in 1952 .. | 70.54 | |
| Transferred to liens | | 13,909.84 |
| Cancelled, abated or adjusted .. | | 127.68 |
| Outstanding December 31, 1952 .. | | \$15,205.44 |
| All Prior Years Outstanding | | |
| Balance January 1, 1952 | | \$24,637.25 |
| Collected in 1952 | | 13,640.60 |
| Balance December 31, 1952 | | \$433.06 |
| Tax Title Liens Outstanding | | |
| Balance January 1, 1952 | | \$176,792.88 |
| Redeemed by cash | | 4,640.18 |
| Balance December 31, 1952 | | \$186,073.42 |
| Property Acquired by Deed or Foreclosure | | |
| Balance January 1, 1952 | | \$26,695.00 |
| Sale for cash | | 8,040.00 |
| Balance December 31, 1952 | | \$18,255.00 |

CAPITAL DEBT, DECEMBER 31, 1952

| | |
|------------------------------------|---------------------|
| Gross Debt | |
| School debt | |
| Self-liquidating debt. .. | \$96,000.00 |
| Other capital debt .. | 130,000.00 |
| TOTAL GROSS DEBT | \$226,000.00 |
| Per Capita Gross Debt | |
| | \$93.43 |
| Deductions for | |
| School debt | |
| Self-liquidating debt. .. | \$96,000.00 |
| Other capital debt .. | 401.00 |
| TOTAL DEDUCTIONS | 96,401.00 |
| NET DEBT | \$129,599.00 |
| Average Assessed Valuations | |
| Real Property 1950-1951-1952 .. | \$907,510.00 |
| Per Cent of Net Debt | 14.28 |

CURRENT FINANCES DECEMBER 31, 1952

| | |
|--|---------------------|
| Cash | \$33,091.18 |
| Taxes receivable | 15,638.50 |
| Tax title liens | 186,073.42 |
| Foreclosed property | 18,255.00 |
| Accounts receivable | |
| State road aid receivable | 42.03 |
| Emergencies and deferred charges .. | 894.36 |
| TOTAL ASSETS | \$253,994.49 |
| Cash liabilities | \$34,027.57 |
| Reserves | 219,966.92 |
| Surplus revenue | |
| TOTAL LIABILITIES AND SURPLUS | \$253,994.49 |

NEPTUNE TOWNSHIP—MONMOUTH COUNTY

Pop. 13,613 Land Area 8.0 sq. mi. Net Valuation Taxable \$10,995,858

| | |
|--|-----------------------|
| EXPENDITURES AND REQUIRED PAYMENTS FOR 1952 | |
| Local Government | |
| Administrative and executive | \$52,170.00 |
| Assessment and collection of taxes | 32,805.00 |
| Finance Department | |
| Protection to Persons & Property | |
| Fire | |
| Police | 113,050.00 |
| Other | |
| Streets and Roads | |
| Repairs and maintenance | 74,769.40 |
| Street lighting | 12,200.00 |
| Sanitation | |
| Street cleaning | |
| Garbage and ash removal | 59,697.00 |
| Sewers | |
| Health and Charities | |
| Health service | 10,525.00 |
| Poor (including relief) | 14,610.00 |
| Hospitals (aid and maintenance) .. | 500.00 |
| Other | |
| Recreation | |
| Beaches and boardwalks | |
| Parks and playgrounds | 3,500.00 |
| Other | |
| Educational | |
| (Exclusive of school districts) .. | 450.00 |
| Unclassified Purposes | |
| (Including contingent) | 18,000.00 |
| SUB-TOTAL—Municipal functions.. | \$392,276.40 |
| Per Capita—Municipal functions | \$28.82 |
| Capital imp'ts and capital imp't fund | \$21,000.00 |
| Debt Service | |
| Principal payments .. | \$77,000.00 |
| Interest payments .. | 14,069.00 |
| Total | 91,069.00 |
| Per Capita Debt Service | \$6.69 |
| Deferred Charges and Statutory Expenditures | |
| Emergencies | |
| Other deferred chgs. | \$8,859.97 |
| Total | 8,859.97 |
| TOTAL—Municipal expenditures ... | \$513,205.37 |
| Required Payments for Local School, County, and Special District Taxes | |
| | 773,399.15 |
| TOTAL EXPENDITURES AND REQUIRED PAYMENTS | \$1,286,604.52 |
| Reserve for uncollected taxes | \$185,155.00 |
| GRAND TOTAL—Budget | \$1,471,759.52 |
| RECEIPTS AND REVENUES REALIZED IN 1952 TO MEET EXPENDITURES AND REQUIRED PAYMENTS | |
| Surplus revenue appropriated .. | \$150,000.00 |
| Miscellaneous revenues realized .. | 171,293.59 |
| State aid revenues realized | 22,226.00 |
| Delinquent taxes including liens—1952 collections .. | |
| | 119,670.10 |
| Current taxes—1952 collections .. | 943,652.88 |
| Emergency borrowings | |
| TOTAL RECEIPTS AND REVENUES REALIZED | \$1,406,542.57 |
| CAPITAL OUTLAY—1952 | |
| Beaches and boardwalks | |
| Buildings and equipment | \$41,758.21 |
| Parks and playgrounds | |
| Sewers | |
| Streets, roads and bridges | 42,262.41 |
| Water supply | 4,530.05 |
| Other | 22,164.39 |

| | |
|---|-----------------------|
| Tax rate | \$0.22 |
| Local school tax rate | 4.87 |
| County tax rate | 1.60 |
| Local purpose tax rate | 2.75 |
| TAXES | |
| Local school tax ... | \$535,761.81 |
| County taxes | 176,036.34 |
| Special district taxes | 61,691.00 |
| Local purpose levy | \$773,399.15 |
| Total tax levy (tax duplicate) .. | \$1,074,381.91 |
| Per Capita Total Tax Levy | \$78.92 |
| Current | |
| 1952 taxes levied (total) | \$1,074,381.91 |
| Collected in 1952 | 943,652.88 |
| Per cent of levy collected in 1952 ... | 87.83 |
| Transferred to liens | 53,402.54 |
| Cancelled, abated or adjusted | 44.72 |
| Outstanding December 31, 1952 .. | \$77,281.77 |
| All Prior Years Outstanding | |
| Balance January 1, 1952 | \$90,088.90 |
| Collected in 1952 | 74,976.15 |
| Balance December 31, 1952 | \$9,860.89 |
| Tax Title Liens Outstanding | |
| Balance January 1, 1952 | \$543,169.96 |
| Redeemed by cash | 44,693.95 |
| Balance December 31, 1952 | \$517,678.45 |
| Property Acquired by Deed or Foreclosure | |
| Balance January 1, 1952 | \$192,226.98 |
| Sale for cash | 47,085.20 |
| Balance December 31, 1952 | \$177,541.78 |

| | |
|--|---------------------|
| CAPITAL DEBT, DECEMBER 31, 1952 | |
| Gross Debt | |
| School debt | \$99,000.00 |
| Self-liquidating debt .. | 58,850.00 |
| Other capital debt .. | 462,950.00 |
| TOTAL GROSS DEBT | \$620,800.00 |
| Per Capita Gross Debt | \$45.60 |
| Deductions for | |
| School debt | \$99,000.00 |
| Self-liquidating debt .. | 58,850.00 |
| Other capital debt .. | |
| TOTAL DEDUCTIONS | 157,850.00 |
| NET DEBT | \$462,950.00 |
| Average Assessed Valuations | |
| Real Property 1950-1951-1952 .. | \$10,224,853.00 |
| Per Cent of Net Debt | 4.52 |

| | |
|--|-----------------------|
| CURRENT FINANCES DECEMBER 31, 1952 | |
| Cash | \$454,747.07 |
| Taxes receivable | 87,142.66 |
| Tax title liens | 517,678.45 |
| Foreclosed property | 177,541.78 |
| Accounts receivable | 3,289.34 |
| State road aid receivable | 18,925.43 |
| Emergencies and deferred charges .. | 20,632.72 |
| TOTAL ASSETS | \$1,279,957.45 |
| Cash liabilities | \$70,079.16 |
| Reserves | 785,652.23 |
| Surplus revenue | 424,226.06 |
| TOTAL LIABILITIES AND SURPLUS | \$1,279,957.45 |

NEPTUNE CITY BOROUGH—MONMOUTH COUNTY

Population Census, 1950—3,073 Land Area 0.9 sq. mi. Net Valuation Taxable \$1,922,780

| | |
|--|-------------|
| EXPENDITURES AND REQUIRED PAYMENTS FOR 1952 | |
| General Government | |
| Administrative and executive | \$13,842.68 |
| Assessment and collection of taxes | 6,303.02 |
| Finance Department | 500.00 |
| Protection to Persons & Property | |
| Fire | 6,862.46 |
| Police | 23,589.98 |
| Other | |
| Streets and Roads | |
| Repairs and maintenance | 27,910.72 |
| Street lighting | 4,803.45 |
| Sanitation | |
| Street cleaning | |
| Garbage and ash removal | 10,662.02 |
| Sewers | |
| Health and Charities | |
| Health service | 1,600.00 |
| Poor (including relief) | 1,600.00 |
| Hospitals (aid and maintenance) | |
| Other | |
| Recreation | |
| Beaches and boardwalks | |
| Parks and playgrounds | 770.44 |
| Other | |
| Educational (Exclusive of school districts) .. | |
| | 200.00 |
| Unclassified Purposes (Including contingent) | |
| | 1,733.15 |

SUB-TOTAL—Municipal functions.. **\$100,377.92**

| | |
|--|------------------|
| Per Capita—Municipal functions | \$32.66 |
| Capital imp'ts and capital imp't fund | \$1,500.00 |
| Debt Service | |
| Principal payments . | \$25,000.00 |
| Interest payments .. | 7,497.00 |
| Total | 32,497.00 |
| Per Capita Debt Service | |
| | \$10.58 |
| Deferred Charges and Statutory Expenditures | |
| Emergencies | \$10,000.00 |
| Other deferred chgs. | |
| Total | 10,000.00 |

TOTAL—Municipal expenditures ... **\$144,374.92**

| | |
|---|-------------------|
| Required Payments for Local School, County, and Special District Taxes | 113,479.36 |
|---|-------------------|

TOTAL EXPENDITURES AND REQUIRED PAYMENTS **\$257,854.28**

Reserve for uncollected taxes

GRAND TOTAL—Budget **\$293,370.43**

| | |
|--|-------------|
| RECEIPTS AND REVENUES REALIZED IN 1952 TO MEET EXPENDITURES AND REQUIRED PAYMENTS | |
| Surplus revenue appropriated .. | \$31,547.85 |
| Miscellaneous revenues realized. | 30,451.17 |
| State aid revenues realized | 3,745.66 |
| Delinquent taxes including | |
| Liens—1952 collections | 21,903.71 |
| Current taxes—1952 collections.. | 167,383.37 |
| Emergency borrowings | 10,500.00 |

TOTAL RECEIPTS AND REVENUES REALIZED **\$265,531.76**

CAPITAL OUTLAY—1952

| | |
|----------------------------------|--------------|
| Beaches and boardwalks | |
| Buildings and equipment | |
| Parks and playgrounds | |
| Sewers | |
| Streets, roads and bridges | \$178,222.47 |
| Water supply | |
| Other | |

| | |
|-----------------------------|----------------|
| Tax rate | \$10.38 |
| Local school tax rate | 4.31 |
| County tax rate | 1.59 |
| Local purpose tax rate | 4.48 |

TAXES

| | | |
|--|---------------------|--------------|
| Local school tax ... | \$82,919.00 | |
| County taxes | 30,560.36 | |
| Special district taxes | | |
| Local purpose levy | | \$113,479.36 |
| Total tax levy (tax duplicate) .. | \$199,546.62 | |
| Per Capita Total Tax Levy | \$14.66 | |

| | |
|--|--------------|
| Current | |
| 1952 taxes levied (total) | \$199,546.62 |
| Collected in 1952 | 167,383.37 |
| Per cent of levy collected in 1952 ... | 83.88 |
| Transferred to liens | 6,497.60 |
| Cancelled, abated or adjusted | 1,365.40 |
| Outstanding December 31, 1952 .. | \$24,300.25 |

| | |
|------------------------------------|-------------|
| All Prior Years Outstanding | |
| Balance January 1, 1952 | \$23,457.58 |
| Collected in 1952 | 20,437.64 |
| Balance December 31, 1952 | \$3,019.94 |

| | |
|------------------------------------|--------------|
| Tax Title Liens Outstanding | |
| Balance January 1, 1952 | \$97,463.96 |
| Redeemed by cash | 1,466.07 |
| Balance December 31, 1952 | \$102,624.27 |

| | |
|---|-------------|
| Property Acquired by Deed or Foreclosure | |
| Balance January 1, 1952 | \$37,685.00 |
| Sale for cash | 5,140.00 |
| Balance December 31, 1952 | \$31,125.00 |

CAPITAL DEBT, DECEMBER 31, 1952

| | |
|------------------------------------|---------------------|
| Gross Debt | |
| School debt | \$134,000.00 |
| Self-liquidating debt. | 25,000.00 |
| Other capital debt .. | 240,500.00 |
| TOTAL GROSS DEBT | \$399,500.00 |
| Per Capita Gross Debt | \$130.00 |

| | |
|-------------------------------|---------------------|
| Deductions for | |
| School debt | \$109,954.00 |
| Self-liquidating debt. | 25,000.00 |
| Other capital debt .. | |
| TOTAL DEDUCTIONS | 134,954.00 |
| NET DEBT | \$264,546.00 |

| | |
|------------------------------------|----------------|
| Average Assessed Valuations | |
| Real Property 1950-1951-1952.. | \$1,832,563.00 |
| Per Cent of Net Debt | 14.43 |

CURRENT FINANCES DECEMBER 31, 1952

| | |
|-------------------------------------|-------------|
| Cash | \$22,933.19 |
| Taxes receivable | 27,320.19 |
| Tax title liens | 102,624.27 |
| Foreclosed property | 31,125.00 |
| Accounts receivable | 677.52 |
| State road aid receivable | 4,000.00 |
| Emergencies and deferred charges .. | 10,500.00 |

TOTAL ASSETS **\$199,180.17**

| | |
|------------------------|-------------|
| Cash liabilities | \$20,415.63 |
| Reserves | 161,746.98 |
| Surplus revenue | 17,017.56 |

TOTAL LIABILITIES AND SURPLUS **\$199,180.17**

NETCONG BOROUGH—MORRIS COUNTY

Population Census, 1950—2,284

Land Area 0.8 sq. mi.

Net Valuation Taxable \$1,355,709

EXPENDITURES AND RE- QUIRED PAYMENTS FOR 1952

| | |
|---|--------------------|
| General Government | |
| Administrative and executive | \$5,035.30 |
| Assessment and collection of taxes | 2,655.77 |
| Finance Department | 600.00 |
| Protection to Persons & Property | |
| Fire | 1,188.35 |
| Police | 8,011.65 |
| Other | |
| Streets and Roads | |
| Repairs and maintenance | 6,434.44 |
| Street lighting | 2,569.23 |
| Sanitation | |
| Street cleaning | |
| Garbage and ash removal | 5,300.00 |
| Sewers | |
| Health and Charities | |
| Health service | 1,050.00 |
| Poor (including relief) | 370.00 |
| Hospitals (aid and maintenance) | 900.00 |
| Other | |
| Recreation | |
| Beaches and boardwalks | |
| Parks and playgrounds | |
| Other | |
| Educational | |
| (Exclusive of school districts) .. | 520.00 |
| Unclassified Purposes | |
| (Including contingent) | 450.00 |
| SUB-TOTAL—Municipal functions.. | \$35,084.74 |

| | |
|---|----------------|
| Per Capita—Municipal functions | \$15.36 |
| Capital imp'ts and capital imp't fund | \$500.00 |
| Debt Service | |
| Principal payments .. | |
| Interest payments .. | |

| | |
|--------------------------------------|--------------|
| Total | |
| Per Capita Debt Service | |

| | |
|--|---------------|
| Deferred Charges and Statutory Expenditures | |
| Emergencies | \$461.39 |
| Other deferred chgs. | 447.74 |
| Total | 909.13 |

| | |
|---|--------------------|
| TOTAL—Municipal expenditures ... | \$36,493.87 |
|---|--------------------|

| | |
|---|------------------|
| Required Payments for Local School, County, and Special District Taxes | 79,550.57 |
|---|------------------|

| | |
|---|---------------------|
| TOTAL EXPENDITURES AND REQUIRED PAYMENTS | \$116,044.44 |
|---|---------------------|

| | |
|-------------------------------------|-------------|
| Reserve for uncollected taxes | \$11,331.12 |
|-------------------------------------|-------------|

| | |
|---------------------------------|---------------------|
| GRAND TOTAL—Budget | \$127,375.56 |
|---------------------------------|---------------------|

RECEIPTS AND REVENUES REALIZED IN 1952 TO MEET EXPENDITURES AND RE- QUIRED PAYMENTS

| | |
|------------------------------------|-------------|
| Surplus revenue appropriated .. | \$13,000.00 |
| Miscellaneous revenues realized .. | 20,018.93 |
| State aid revenues realized | 2,399.63 |
| Delinquent taxes including | |
| liens—1952 collections | 4,196.83 |
| Current taxes—1952 collections .. | 86,785.92 |
| Emergency borrowings | |

| | |
|---|---------------------|
| TOTAL RECEIPTS AND REVENUES REALIZED | \$126,401.31 |
|---|---------------------|

CAPITAL OUTLAY—1952

| | |
|----------------------------------|-------------|
| Beaches and boardwalks | |
| Buildings and equipment | |
| Parks and playgrounds | |
| Sewers | |
| Streets, roads and bridges | \$53,093.05 |
| Water supply | |
| Other | |

| | |
|------------------------------|---------------|
| Tax rate | \$6.65 |
| Local school tax rate | 4.80 |
| County tax rate | 1.06 |
| Local purpose tax rate | 0.79 |

TAXES

| | |
|-------------------------------------|--------------------|
| Local school tax ... | \$65,100.89 |
| County taxes | 14,449.68 |
| Special district taxes | |
| Local purpose levy | \$79,550.57 |
| | 11,873.69 |

| | |
|--|--------------------|
| Total tax levy (tax duplicate) .. | \$91,424.26 |
|--|--------------------|

| | |
|--|----------------|
| Per Capita Total Tax Levy | \$40.03 |
|--|----------------|

Current

| | |
|--|-------------|
| 1952 taxes levied (total) | \$92,018.32 |
| Collected in 1952 | 86,785.92 |
| Per cent of levy collected in 1952 ... | 94.31 |
| Transferred to liens | 29.98 |
| Cancelled, abated or adjusted ... | 86.58 |
| Outstanding December 31, 1952 .. | \$5,115.84 |

All Prior Years Outstanding

| | |
|---------------------------------|------------|
| Balance January 1, 1952 | \$4,625.94 |
| Collected in 1952 | 4,164.83 |
| Balance December 31, 1952 | \$382.82 |

Tax Title Liens Outstanding

| | |
|---------------------------------|----------|
| Balance January 1, 1952 | \$235.41 |
| Redeemed by cash | 10.00 |
| Balance December 31, 1952 | \$255.39 |

Property Acquired by Deed or Foreclosure

| | |
|---------------------------------|-------|
| Balance January 1, 1952 | |
| Sale for cash | |
| Balance December 31, 1952 | |

CAPITAL DEBT, DECEMBER 31, 1952

| | |
|-------------------------------|---------------------|
| Gross Debt | |
| School debt | \$34,500.00 |
| Self-liquidating debt .. | 16,000.00 |
| Other capital debt .. | 50,000.00 |
| TOTAL GROSS DEBT | \$100,500.00 |

| | |
|------------------------------------|----------------|
| Per Capita Gross Debt | \$44.00 |
|------------------------------------|----------------|

Deductions for

| | |
|-------------------------------|------------------|
| School debt | \$34,500.00 |
| Self-liquidating debt .. | 16,000.00 |
| Other capital debt .. | |
| TOTAL DEDUCTIONS | 50,500.00 |

| | |
|-----------------------|--------------------|
| NET DEBT | \$50,000.00 |
|-----------------------|--------------------|

Average Assessed Valuations

| | |
|---------------------------------------|-----------------------|
| Real Property 1950-1951-1952.. | \$1,122,909.00 |
| Per Cent of Net Debt | 4.45 |

CURRENT FINANCES DECEMBER 31, 1952

| | |
|-------------------------------------|--------------------|
| Cash | \$31,600.27 |
| Taxes receivable | 5,498.66 |
| Tax title liens | 255.39 |
| Foreclosed property | |
| Accounts receivable | 3,242.83 |
| State road aid receivable | |
| Emergencies and deferred charges .. | 306.15 |
| TOTAL ASSETS | \$40,903.30 |

| | |
|------------------------|------------|
| Cash liabilities | \$4,129.36 |
| Reserves | 8,996.88 |
| Surplus revenue | 27,777.06 |

| | |
|--|--------------------|
| TOTAL LIABILITIES AND SURPLUS | \$40,903.30 |
|--|--------------------|

NEWARK CITY—ESSEX COUNTY

Population Census, 1950—438,776

Land Area 24.14 sq. mi.

Net Valuation Taxable \$694,985,210

| | |
|--|----------------|
| EXPENDITURES AND REQUIRED PAYMENTS FOR 1952 | |
| General Government | |
| Administrative and executive | \$3,186,090.50 |
| Assessment and collection of taxes | 667,465.32 |
| Finance Department | 177,452.26 |

| | |
|---|--------------|
| Protection to Persons & Property | |
| Fire | 4,430,907.81 |
| Police | 6,925,470.94 |
| Other | 995,471.24 |

| | |
|-------------------------------|--------------|
| Streets and Roads | |
| Repairs and maintenance | 1,121,218.53 |
| Street lighting | 412,572.81 |

| | |
|-------------------------------|--------------|
| Sanitation | |
| Street cleaning | 3,893,465.23 |
| Garbage and ash removal | |
| Sewers | 743,549.36 |

| | |
|---------------------------------------|--------------|
| Health and Charities | |
| Health service | 1,952,990.45 |
| Poor (including relief) | 1,356,986.80 |
| Hospitals (aid and maintenance) | 3,267,948.50 |
| Other | 316,938.00 |

| | |
|------------------------------|------------|
| Recreation | |
| Beaches and boardwalks | |
| Parks and playgrounds | 192,622.00 |
| Other | 45,405.00 |

| | |
|------------------------------------|--------------|
| Educational | |
| (Exclusive of school districts) .. | 1,750,164.00 |

| | |
|------------------------------|------------|
| Unclassified Purposes | |
| (Including contingent) | 522,665.98 |

| | |
|---------------------------------|-----------------|
| SUB-TOTAL—Municipal functions.. | \$31,960,384.74 |
|---------------------------------|-----------------|

| | |
|---|----------------|
| Per Capita—Municipal functions | \$72.84 |
|---|----------------|

| | |
|---------------------------------------|--------------|
| Capital imp'ts and capital imp't fund | \$460,883.89 |
|---------------------------------------|--------------|

| | |
|----------------------|----------------|
| Debt Service | |
| Principal payments . | \$3,307,094.76 |
| Interest payments .. | 1,596,159.59 |

| | |
|-------------|---------------|
| Total | *4,903,254.35 |
|-------------|---------------|

| | |
|--------------------------------------|----------------|
| Per Capita Debt Service | \$11.17 |
|--------------------------------------|----------------|

| | |
|--|----------------|
| Deferred Charges and Statutory Expenditures | |
| Emergencies | \$1,324,034.12 |
| Other deferred chgs. . | 1,495,972.82 |

| | |
|-------------|--------------|
| Total | 2,820,006.94 |
|-------------|--------------|

| | |
|---|------------------------|
| TOTAL—Municipal expenditures ... | \$40,144,529.92 |
|---|------------------------|

| | | |
|---|--|----------------------|
| Required Payments for Local School, County, and Special District Taxes | | 22,555,909.61 |
|---|--|----------------------|

| | |
|---|------------------------|
| TOTAL EXPENDITURES AND REQUIRED PAYMENTS | \$62,700,439.53 |
|---|------------------------|

| | |
|-------------------------------------|----------------|
| Reserve for uncollected taxes | \$5,007,333.51 |
|-------------------------------------|----------------|

| | |
|---------------------------------|------------------------|
| GRAND TOTAL—Budget | \$67,707,773.04 |
|---------------------------------|------------------------|

| | |
|--|----------------|
| RECEIPTS AND REVENUES REALIZED IN 1952 TO MEET EXPENDITURES AND REQUIRED PAYMENTS | |
| Surplus revenue appropriated .. | \$4,000,000.00 |
| Miscellaneous revenues realized. | 10,416,806.99 |
| State aid revenues realized | 232,085.52 |

| | |
|-----------------------------------|---------------|
| Delinquent taxes including | |
| liens—1952 collections | 1,902,167.87 |
| current taxes—1952 collections.. | 49,988,106.57 |
| Emergency borrowings | |

| | |
|---|------------------------|
| TOTAL RECEIPTS AND REVENUES REALIZED | \$66,539,166.05 |
|---|------------------------|

CAPITAL OUTLAY—1952

| | |
|----------------------------------|----------------|
| Beaches and boardwalks | |
| Buildings and equipment | \$1,356,224.43 |
| Parks and playgrounds | 5,000.00 |
| Sewers | |
| Streets, roads and bridges | 103,093.23 |
| Water supply | 443,498.65 |
| Other | 367,611.29 |

| | |
|------------------------------|---------------|
| Tax rate | \$7.56 |
| Local school tax rate | 2.22 |
| County tax rate | 1.04 |
| Local purpose tax rate | 4.30 |

TAXES

| | |
|------------------------------|-----------------|
| Local school tax .. | \$15,450,414.00 |
| County taxes | 7,105,495.61 |
| Special district taxes | |

| | |
|--------------------------|-----------------|
| Local purpose levy | \$22,555,909.61 |
| | 30,138,359.84 |

| | |
|--|------------------------|
| Total tax levy (tax duplicate) .. | \$52,694,269.45 |
|--|------------------------|

| | |
|--|-----------------|
| Per Capita Total Tax Levy | \$120.09 |
|--|-----------------|

| | |
|---------------------------------|-----------------|
| Current | |
| 1952 taxes levied (total) | \$52,932,671.99 |
| Collected in 1952 | 49,988,106.57 |

| | |
|---------------------------------------|----------------|
| Per cent of levy collected in 1952 .. | 94.43 |
| Transferred to liens | 62,526.12 |
| Cancelled, abated or adjusted .. | 310,460.30 |
| Outstanding December 31, 1952 .. | \$2,571,579.00 |

| | |
|------------------------------------|----------------|
| All Prior Years Outstanding | |
| Balance January 1, 1952 | \$8,501,297.02 |
| Collected in 1952 | 1,675,291.08 |
| Balance December 31, 1952 | \$6,815,235.21 |

| | |
|------------------------------------|----------------|
| Tax Title Liens Outstanding | |
| Balance January 1, 1952 | \$1,410,143.25 |
| Redeemed by cash | 226,876.79 |
| Balance December 31, 1952 | \$770,486.99 |

| | |
|---|--------------|
| Property Acquired by Deed or Foreclosure | |
| Balance January 1, 1952 | \$598,318.50 |
| Sale for cash | 49,957.00 |
| Balance December 31, 1952 | \$853,401.50 |

CAPITAL DEBT, DECEMBER 31, 1952

| | |
|--------------------------|-----------------|
| Gross Debt | |
| School debt | \$15,669,885.00 |
| Self-liquidating debt. . | 12,773,000.00 |
| Other capital debt .. | 46,987,296.00 |

| | |
|-------------------------------|------------------------|
| TOTAL GROSS DEBT | \$75,430,181.00 |
|-------------------------------|------------------------|

| | |
|------------------------------------|-----------------|
| Per Capita Gross Debt | \$171.91 |
|------------------------------------|-----------------|

| | |
|--------------------------|-----------------|
| Deductions for | |
| School debt | \$15,669,885.00 |
| Self-liquidating debt. . | 12,773,000.00 |
| Other capital debt .. | 4,054,239.00 |

| | |
|-------------------------------|----------------------|
| TOTAL DEDUCTIONS | 32,497,124.00 |
|-------------------------------|----------------------|

| | |
|-----------------------|------------------------|
| NET DEBT | \$42,933,057.00 |
|-----------------------|------------------------|

| | |
|------------------------------------|------------------|
| Average Assessed Valuations | |
| Iical Property 1950-1951-1952 .. | \$551,978,209.00 |
| Per Cent of Net Debt | 7.77 |

CURRENT FINANCES DECEMBER 31, 1952

| | |
|-------------------------------------|-----------------|
| Cash | \$10,914,482.95 |
| Taxes receivable | 9,386,814.21 |
| Tax title liens | 770,486.99 |
| Foreclosed property | 853,401.50 |
| Accounts receivable | 197,496.55 |
| State road aid receivable | 333,531.85 |
| Emergencies and deferred charges .. | 148,889.80 |

| | |
|---------------------------|------------------------|
| TOTAL ASSETS | \$22,605,103.85 |
|---------------------------|------------------------|

| | |
|------------------------|----------------|
| Cash liabilities | \$3,274,225.00 |
| Reserves | 11,268,199.25 |
| Surplus revenue | 9,122,679.60 |

| | |
|--|------------------------|
| TOTAL LIABILITIES AND SURPLUS | \$22,605,103.85 |
|--|------------------------|

* Includes \$822,647.12 Art. VI School Debt Service.

NEW BRUNSWICK CITY—MIDDLESEX COUNTY

Population Census, 1950—38,811

Land Area 5.5 sq. mi.

Net Valuation Taxable \$48,933,005

| | |
|--|-----------------------|
| EXPENDITURES AND REQUIRED PAYMENTS FOR 1952 | |
| General Government | |
| Administrative and executive | \$171,883.00 |
| Assessment and collection of taxes | 58,665.00 |
| Finance Department | |
| Protection to Persons & Property | |
| Fire | 329,825.00 |
| Police | 382,126.99 |
| Other | 60,248.01 |
| Streets and Roads | |
| Repairs and maintenance | 93,194.02 |
| Street lighting | 60,000.00 |
| Sanitation | |
| Street cleaning | 32,770.98 |
| Garbage and ash removal | 228,900.00 |
| Sewers | 160,300.00 |
| Health and Charities | |
| Health service | 60,510.00 |
| Poor (including relief) | 49,400.00 |
| Hospitals (aid and maintenance) .. | 15,000.00 |
| Other | |
| Recreation | |
| Benches and boardwalks | |
| Parks and playgrounds | 138,500.00 |
| Other | |
| Educational | |
| (Exclusive of school districts) .. | 62,740.00 |
| Unclassified Purposes | |
| (Including contingent) | 70,205.00 |
| SUB-TOTAL—Municipal functions.. | \$1,974,268.00 |

| | |
|--|-----------------------|
| Per Capita—Municipal functions | \$50.87 |
| Capital imp'ts and capital imp't fund | \$34,860.00 |
| Debt Service | |
| Principal payments . | \$263,000.00 |
| Interest payments .. | 51,056.75 |
| Total | *314,056.75 |
| Per Capita Debt Service | \$8.00 |
| Deferred Charges and Statutory Expenditures | |
| Emergencies | \$5,000.00 |
| Other deferred chgs. | 89,392.48 |
| Total | 94,392.48 |
| TOTAL—Municipal expenditures ... | \$2,417,577.23 |

| | |
|---|---------------------|
| Required Payments for Local School, County, and Special District Taxes | 1,956,913.45 |
|---|---------------------|

| | |
|--|-----------------------|
| TOTAL EXPENDITURES AND REQUIRED PAYMENTS | \$4,374,490.68 |
| Reserve for uncollected taxes | \$272,720.27 |
| GRAND TOTAL—Budget | \$4,647,210.95 |

| | |
|--|-----------------------|
| RECEIPTS AND REVENUES REALIZED IN 1952 TO MEET EXPENDITURES AND REQUIRED PAYMENTS | |
| Surplus revenue appropriated | \$279,247.91 |
| Miscellaneous revenues realized | 931,160.78 |
| State aid revenues realized | 29,912.74 |
| Delinquent taxes including | |
| liens—1952 collections | 85,551.79 |
| current taxes—1952 collections .. | 3,290,970.11 |
| Emergency borrowings | |
| TOTAL RECEIPTS AND REVENUES REALIZED | \$4,616,843.33 |

| | |
|----------------------------------|-------------|
| CAPITAL OUTLAY—1952 | |
| Beaches and boardwalks | |
| Buildings and equipment | \$28,912.76 |
| Parks and playgrounds | 1,788.45 |
| Sewers | 316.76 |
| Streets, roads and bridges | 43,660.34 |
| Water supply | 885,782.42 |
| Other | 10,353.78 |

* Includes \$125,486.25 Art. VI School Debt Service.

| | |
|------------------------------|---------------|
| Tax rate | \$6.02 |
| Local school tax rate | 2.31 |
| County tax rate | 1.69 |
| Local purpose tax rate | 2.92 |

| | |
|--|-----------------------|
| TAXES | |
| Local school tax ... | \$1,132,193.00 |
| County taxes | 824,720.45 |
| Special district taxes | |
| Local purpose levy | \$1,956,913.45 |
| | 1,436,810.39 |
| Total tax levy (tax duplicate) .. | \$3,393,723.84 |
| Per Capita Total Tax Levy | \$87.44 |

| | |
|--|----------------|
| Current | |
| 1952 taxes levied (total) | \$3,411,338.46 |
| Collected in 1952 | 3,290,970.11 |
| Per cent of levy collected in 1952 ... | 96.47 |
| Transferred to liens | 4,731.90 |
| Cancelled, abated or adjusted ... | 5,067.07 |
| Outstanding December 31, 1952 .. | \$110,569.38 |

| | |
|------------------------------------|-------------|
| All Prior Years Outstanding | |
| Balance January 1, 1952 | \$99,688.60 |
| Collected in 1952 | 83,466.87 |
| Balance December 31, 1952 | \$16,096.14 |

| | |
|------------------------------------|-------------|
| Tax Title Liens Outstanding | |
| Balance January 1, 1952 | \$64,169.20 |
| Redeemed by cash | 2,084.92 |
| Balance December 31, 1952 | \$42,539.05 |

| | |
|---|--------------|
| Property Acquired by Deed or Foreclosure | |
| Balance January 1, 1952 | \$226,730.00 |
| Sale for cash | 16,501.00 |
| Balance December 31, 1952 | \$232,130.00 |

CAPITAL DEBT, DECEMBER 31, 1952

| | |
|------------------------------------|-----------------------|
| Gross Debt | |
| School debt | \$870,000.00 |
| Self-liquidating debt | 2,352,000.00 |
| Other capital debt .. | 1,793,510.00 |
| TOTAL GROSS DEBT | \$5,015,510.00 |
| Per Capita Gross Debt | \$129.23 |

| | |
|-------------------------------|-----------------------|
| Deductions for | |
| School debt | \$870,000.00 |
| Self-liquidating debt | 2,352,000.00 |
| Other capital debt .. | |
| TOTAL DEDUCTIONS | 3,222,000.00 |
| NET DEBT | \$1,793,510.00 |

| | |
|------------------------------------|-----------------|
| Average Assessed Valuations | |
| Real Property 1950-1951-1952 .. | \$41,663,872.00 |
| Per Cent of Net Debt | 4.30 |

CURRENT FINANCES DECEMBER 31, 1952

| | |
|-------------------------------------|-----------------------|
| Cash | \$701,767.78 |
| Taxes receivable | 126,665.52 |
| Tax title liens | 42,539.05 |
| Foreclosed property | 232,130.00 |
| Accounts receivable | 38,399.54 |
| State road aid receivable | 9,969.41 |
| Emergencies and deferred charges .. | 20,510.00 |
| TOTAL ASSETS | \$1,171,980.93 |

| | |
|------------------------|--------------|
| Cash liabilities | \$192,960.18 |
| Reserves | 439,734.11 |
| Surplus revenue | 539,286.64 |

| | |
|--|-----------------------|
| TOTAL LIABILITIES AND SURPLUS | \$1,171,980.93 |
|--|-----------------------|

NEWFIELD BOROUGH—GLOUCESTER COUNTY

Population Census, 1950—1,010 Land Area 1.74 sq. mi. Net Valuation Taxable \$489,730

| | |
|--|--------------------|
| EXPENDITURES AND REQUIRED PAYMENTS FOR 1952 | |
| General Government | |
| Administrative and executive | \$3,286.95 |
| Assessment and collection of taxes | 1,358.28 |
| Finance Department | 100.00 |
| Protection to Persons & Property | |
| Fire | 1,590.19 |
| Police | 850.00 |
| Other | |
| Streets and Roads | |
| Repairs and maintenance | 4,263.40 |
| Street lighting | 1,824.79 |
| Sanitation | |
| Street cleaning | |
| Garbage and ash removal | 600.00 |
| Sewers | |
| Health and Charities | |
| Health service | 277.00 |
| Poor (including relief) | |
| Hospitals (aid and maintenance) | |
| Other | 134.35 |
| Recreation | |
| Beaches and boardwalks | |
| Parks and playgrounds | |
| Other | |
| Educational | |
| (Exclusive of school districts) .. | 175.00 |
| Unclassified Purposes | |
| (Including contingent) | 190.00 |
| SUB-TOTAL—Municipal functions.. | \$14,679.96 |

| | |
|--|--------------------|
| Per Capita—Municipal functions | \$14.53 |
| Capital imp'ts and capital imp't fund | \$2,600.00 |
| Debt Service | |
| Principal payments | |
| Interest payments | |
| Total | |
| Per Capita Debt Service | |
| Deferred Charges and Statutory Expenditures | |
| Emergencies | |
| Other deferred chgs. | \$19.25 |
| Total | 19.25 |
| TOTAL—Municipal expenditures .. | \$17,299.21 |

| | |
|---|------------------|
| Required Payments for Local School, County, and Special District Taxes | 32,937.38 |
|---|------------------|

| | |
|---|--------------------|
| TOTAL EXPENDITURES AND REQUIRED PAYMENTS | \$50,236.59 |
| Reserve for uncollected taxes | \$7,529.75 |
| GRAND TOTAL—Budget | \$57,766.34 |

| | |
|--|--------------------|
| RECEIPTS AND REVENUES REALIZED IN 1952 TO MEET EXPENDITURES AND REQUIRED PAYMENTS | |
| Surplus revenue appropriated .. | \$4,620.00 |
| Miscellaneous revenues realized .. | 7,059.85 |
| State aid revenues realized | 4,154.00 |
| Delinquent taxes including liens—1952 collections | 8,333.09 |
| Current taxes—1952 collections .. | 37,080.01 |
| Emergency borrowings | |
| TOTAL RECEIPTS AND REVENUES REALIZED | \$61,246.95 |

CAPITAL OUTLAY—1952

| | |
|----------------------------------|------------|
| Beaches and boardwalks | |
| Buildings and equipment | \$1,301.77 |
| Parks and playgrounds | |
| Sewers | |
| Streets, roads and bridges | |
| Water supply | 12,736.49 |
| Other | |

| | |
|------------------------------|---------------|
| Tax rate | \$8.40 |
| Local school tax rate | 5.70 |
| County tax rate | 1.02 |
| Local purpose tax rate | 1.68 |

TAXES

| | | |
|--|--------------|--------------------|
| Local school tax ... | \$27,920.30 | |
| County taxes | 5,017.08 | |
| Special district taxes | | |
| Local purpose levy | | \$32,937.38 |
| | | 8,430.00 |
| Total tax levy (tax duplicate) .. | | \$41,367.38 |

Per Capita Total Tax Levy **\$40.96**

| | |
|--|-------------|
| Current | |
| 1952 taxes levied (total) | \$41,582.09 |
| Collected in 1952 | 37,080.01 |
| Per cent of levy collected in 1952 ... | 89.17 |
| Transferred to liens | 218.56 |
| Cancelled, abated or adjusted | |
| Outstanding December 31, 1952 .. | \$4,283.52 |

| | |
|------------------------------------|------------|
| All Prior Years Outstanding | |
| Balance January 1, 1952 | \$7,171.95 |
| Collected in 1952 | 6,740.88 |
| Balance December 31, 1952 | \$332.83 |

| | |
|------------------------------------|------------|
| Tax Title Liens Outstanding | |
| Balance January 1, 1952 | \$4,100.08 |
| Redeemed by cash | 1,592.21 |
| Balance December 31, 1952 | \$80.00 |

| | |
|---|----------|
| Property Acquired by Deed or Foreclosure | |
| Balance January 1, 1952 | \$200.00 |
| Sale for cash | 6,337.83 |
| Balance December 31, 1952 | \$436.00 |

CAPITAL DEBT, DECEMBER 31, 1952

| | |
|------------------------------------|--------------------|
| Gross Debt | |
| School debt | |
| Self-liquidating debt | \$41,000.00 |
| Other capital debt .. | 24,000.00 |
| TOTAL GROSS DEBT | \$65,000.00 |
| Per Capita Gross Debt | \$64.36 |

| | |
|-------------------------------|--------------------|
| Deductions for | |
| School debt | |
| Self-liquidating debt | \$41,000.00 |
| Other capital debt .. | 12,000.00 |
| TOTAL DEDUCTIONS | 53,000.00 |
| NET DEBT | \$12,000.00 |

| | |
|------------------------------------|--------------|
| Average Assessed Valuations | |
| Real Property 1950-1951-1952 .. | \$456,706.00 |
| Per Cent of Net Debt | 2.62 |

CURRENT FINANCES DECEMBER 31, 1952

| | |
|-------------------------------------|--------------------|
| Cash | \$28,295.71 |
| Taxes receivable | 4,616.35 |
| Tax title liens | 80.00 |
| Foreclosed property | 436.00 |
| Accounts receivable | 5.27 |
| State road aid receivable | 1,140.03 |
| Emergencies and deferred charges .. | |
| TOTAL ASSETS | \$34,573.36 |
| Cash liabilities | \$2,779.27 |
| Reserves | 5,137.62 |
| Surplus revenue | 26,656.47 |

TOTAL LIABILITIES AND SURPLUS **\$34,573.36**

NEW HANOVER TOWNSHIP—BURLINGTON COUNTY

Population Census, 1950—18,168

Land Area 19.2 sq. mi.

Net Valuation Taxable \$104,124

| | |
|--|--------------------|
| EXPENDITURES AND REQUIRED PAYMENTS FOR 1952 | |
| General Government | |
| Administrative and executive | \$3,972.10 |
| Assessment and collection of taxes | 775.00 |
| Finance Department | 225.00 |
| Protection to Persons & Property | |
| Fire | 600.00 |
| Police | 1,100.00 |
| Other | |
| Streets and Roads | |
| Repairs and maintenance | 7,451.00 |
| Street lighting | 200.00 |
| Sanitation | |
| Street cleaning | |
| Garbage and ash removal | |
| Sewers | |
| Health and Charities | |
| Health service | 300.00 |
| Poor (including relief) | 372.90 |
| Hospitals (aid and maintenance) | |
| Other | |
| Recreation | |
| Beaches and boardwalks | |
| Parks and playgrounds | |
| Other | |
| Educational (Exclusive of school districts) .. | |
| | |
| Unclassified Purposes (Including contingent) | |
| | 100.00 |
| SUB-TOTAL—Municipal functions.. | |
| | <u>\$15,096.00</u> |
| Per Capita—Municipal functions | |
| | \$0.83 |
| Capital imp'ts and capital imp't fund | |
| Debt Service | |
| Principal payments .. | |
| Interest payments .. | |
| Total | |
| Per Capita Debt Service | |
| | |
| Deferred Charges and Statutory Expenditures | |
| Emergencies | |
| Other deferred chgs. .. | \$2,457.20 |
| Total | <u>\$2,457.20</u> |
| TOTAL—Municipal expenditures .. | |
| | <u>\$17,553.20</u> |
| Required Payments for Local School, County, and Special District Taxes | |
| | <u>2,356.64</u> |
| TOTAL EXPENDITURES AND REQUIRED PAYMENTS | |
| | <u>\$19,909.84</u> |
| Reserve for uncollected taxes | |
| | <u>\$309.80</u> |
| GRAND TOTAL—Budget | |
| | <u>\$20,219.64</u> |
| RECEIPTS AND REVENUES REALIZED IN 1952 TO MEET EXPENDITURES AND REQUIRED PAYMENTS | |
| Surplus revenue appropriated .. | \$6,800.00 |
| Miscellaneous revenues realized .. | 7,667.29 |
| State aid revenues realized | 4,163.00 |
| Delinquent taxes including liens—1952 collections | 56.62 |
| Current taxes—1952 collections .. | 2,143.73 |
| Emergency borrowings | |
| TOTAL RECEIPTS AND REVENUES REALIZED | |
| | <u>\$20,830.64</u> |
| CAPITAL OUTLAY—1952 | |
| Beaches and boardwalks | |
| Buildings and equipment | |
| Parks and playgrounds | |
| Sewers | |
| Streets, roads and bridges | |
| Water supply | |
| Other | |

| | |
|---|--------------------|
| Tax rate | \$2.27 |
| Local school tax rate | |
| County tax rate | 2.27 |
| Local purpose tax rate | |
| TAXES | |
| Local school tax .. | |
| County taxes | \$2,356.64 |
| Special district taxes | |
| Local purpose levy | <u>\$2,356.64</u> |
| Total tax levy (tax duplicate) .. | <u>\$2,356.64</u> |
| Per Capita Total Tax Levy | |
| | \$0.13 |
| Current | |
| 1952 taxes levied (total) | \$2,298.32 |
| Collected in 1952 | 2,143.73 |
| Per cent of levy collected in 1952 .. | 93.27 |
| Transferred to liens | |
| Cancelled, abated or adjusted | |
| Outstanding December 31, 1952 .. | <u>\$154.59</u> |
| All Prior Years Outstanding | |
| Balance January 1, 1952 | \$2,519.28 |
| Collected in 1952 | 56.62 |
| Balance December 31, 1952 | <u>\$2,462.66</u> |
| Tax Title Liens Outstanding | |
| Balance January 1, 1952 | \$155.58 |
| Redeemed by cash | |
| Balance December 31, 1952 | <u>\$155.58</u> |
| Property Acquired by Deed or Foreclosure | |
| Balance January 1, 1952 | |
| Sale for cash | |
| Balance December 31, 1952 | |
| CAPITAL DEBT, DECEMBER 31, 1952 | |
| Gross Debt | |
| School debt | \$1,429.00 |
| Self-liquidating debt .. | |
| Other capital debt .. | |
| TOTAL GROSS DEBT | \$1,429.00 |
| Per Capita Gross Debt | |
| | \$0.08 |
| Deductions for | |
| School debt | \$1,429.00 |
| Self-liquidating debt .. | |
| Other capital debt .. | |
| TOTAL DEDUCTIONS | 1,429.00 |
| NET DEBT | |
| | |
| Average Assessed Valuations | |
| Real Property 1950-1951-1952 .. | \$65,606.00 |
| Per Cent of Net Debt | |
| CURRENT FINANCES DECEMBER 31, 1952 | |
| Cash | \$31,450.91 |
| Taxes receivable | 2,617.25 |
| Tax title liens | 155.58 |
| Foreclosed property | |
| Accounts receivable | 4,190.79 |
| State road aid receivable | |
| Emergencies and deferred charges .. | 487.98 |
| TOTAL ASSETS | \$38,902.51 |
| Cash liabilities | \$15,664.08 |
| Reserves | 6,963.62 |
| Surplus revenue | 16,274.81 |
| TOTAL LIABILITIES AND SURPLUS | \$38,902.51 |

NEW MILFORD BOROUGH—BERGEN COUNTY

Population Census, 1950—6,006

Land Area 2.2 sq. mi.

Net Valuation Taxable \$11,429,845

| | |
|--|---------------------|
| EXPENDITURES AND REQUIRED PAYMENTS FOR 1952 | |
| General Government | |
| Administrative and executive | \$27,846.00 |
| Assessment and collection of taxes | 19,274.00 |
| Finance Department | 2,700.00 |
| Protection to Persons & Property | |
| Fire | 23,075.00 |
| Police | 70,850.00 |
| Other | |
| Streets and Roads | |
| Repairs and maintenance | 29,010.00 |
| Street lighting | 9,000.00 |
| Sanitation | |
| Street cleaning | |
| Garbage and ash removal | 15,300.00 |
| Sewers | 24,920.00 |
| Health and Charities | |
| Health service | 8,512.00 |
| Poor (including relief) | 2,650.00 |
| Hospitals (aid and maintenance) | |
| Other | |
| Recreation | |
| Beaches and boardwalks | |
| Parks and playgrounds | 3,350.00 |
| Other | |
| Educational | |
| (Exclusive of school districts) .. | 2,734.00 |
| Unclassified Purposes | |
| (Including contingent) | 3,140.00 |
| SUB-TOTAL—Municipal functions.. | \$242,361.00 |

| | |
|--|---------------------|
| Per Capita—Municipal functions | \$40.35 |
| Capital imp'ts and capital imp't fund | \$24,500.00 |
| Debt Service | |
| Principal payments .. | \$33,000.00 |
| Interest payments .. | 1,867.50 |
| Total | 34,867.50 |
| Per Capita Debt Service | \$5.81 |
| Deferred Charges and Statutory Expenditures | |
| Emergencies | \$8,500.00 |
| Other deferred chgs. | 5,000.00 |
| Total | 13,500.00 |
| TOTAL—Municipal expenditures ... | \$315,228.50 |

| | |
|---|---------------------|
| Required Payments for Local School, County, and Special District Taxes | 476,380.88 |
| TOTAL EXPENDITURES AND REQUIRED PAYMENTS | \$791,609.38 |
| Reserve for uncollected taxes | \$75,092.13 |
| GRAND TOTAL—Budget | \$866,701.51 |

| | |
|--|---------------------|
| RECEIPTS AND REVENUES REALIZED IN 1952 TO MEET EXPENDITURES AND REQUIRED PAYMENTS | |
| Surplus revenue appropriated .. | \$90,000.00 |
| Miscellaneous revenues realized .. | 130,078.51 |
| State aid revenues realized | 4,496.00 |
| Delinquent taxes including | |
| liens—1952 collections | 30,263.34 |
| Current taxes—1952 collections.. | 685,123.94 |
| Emergency borrowings | |
| TOTAL RECEIPTS AND REVENUES REALIZED | \$939,961.79 |

CAPITAL OUTLAY—1952

| | |
|----------------------------------|------------|
| Beaches and boardwalks | |
| Buildings and equipment | \$3,260.63 |
| Parks and playgrounds | 1,326.36 |
| Sewers | |
| Streets, roads and bridges | 10,482.40 |
| Water supply | |
| Other | 33,316.22 |

| | |
|------------------------------|---------------|
| Tax rate | \$5.95 |
| Local school tax rate | 3.40 |
| County tax rate | 0.77 |
| Local purpose tax rate | 1.78 |

| | |
|--|---------------------|
| TAXES | |
| Local school tax ... | \$388,076.13 |
| County taxes | 88,304.75 |
| Special district taxes | |
| Local purpose levy | \$476,380.88 |
| Total tax levy (tax duplicate) .. | \$679,160.51 |

| | |
|--|-----------------|
| Per Capita Total Tax Levy | \$113.08 |
|--|-----------------|

| | |
|--|--------------|
| Current | |
| 1952 taxes levied (total) | \$719,218.29 |
| Collected in 1952 | 685,123.94 |
| Per cent of levy collected in 1952 ... | 95.25 |
| Transferred to liens | 4,637.93 |
| Cancelled, abated or adjusted .. | 10,422.57 |
| Outstanding December 31, 1952 .. | \$19,033.85 |

| | |
|------------------------------------|-------------|
| All Prior Years Outstanding | |
| Balance January 1, 1952 | \$27,692.30 |
| Collected in 1952 | 27,248.53 |
| Balance December 31, 1952 | \$241.46 |

| | |
|------------------------------------|-------------|
| Tax Title Liens Outstanding | |
| Balance January 1, 1952 | \$88,008.02 |
| Redeemed by cash | 2,977.68 |
| Balance December 31, 1952 | \$68,116.92 |

| | |
|---|-------------|
| Property Acquired by Deed or Foreclosure | |
| Balance January 1, 1952 | \$70,673.68 |
| Sale for cash | 27,096.75 |
| Balance December 31, 1952 | \$73,808.48 |

CAPITAL DEBT, DECEMBER 31, 1952

| | |
|-------------------------------|-----------------------|
| Gross Debt | |
| School debt | \$932,000.00 |
| Self-liquidating debt .. | |
| Other capital debt .. | 129,800.00 |
| TOTAL GROSS DEBT | \$1,061,800.00 |

| | |
|------------------------------------|-----------------|
| Per Capita Gross Debt | \$176.79 |
|------------------------------------|-----------------|

| | |
|-------------------------------|-------------------|
| Deductions for | |
| School debt | \$484,874.00 |
| Self-liquidating debt .. | |
| Other capital debt .. | |
| TOTAL DEDUCTIONS | 484,874.00 |

| | |
|-----------------------|---------------------|
| NET DEBT | \$576,926.00 |
|-----------------------|---------------------|

| | |
|------------------------------------|----------------|
| Average Assessed Valuations | |
| Real Property 1950-1951-1952.. | \$8,081,228.00 |
| Per Cent of Net Debt | 7.13 |

CURRENT FINANCES DECEMBER 31, 1952

| | |
|-------------------------------------|---------------------|
| Cash | \$309,563.37 |
| Taxes receivable | 19,275.31 |
| Tax title liens | 68,116.92 |
| Foreclosed property | 73,808.48 |
| Accounts receivable | 429.39 |
| State road aid receivable | |
| Emergencies and deferred charges .. | 8,500.00 |
| TOTAL ASSETS | \$479,693.47 |

| | |
|--|---------------------|
| Cash liabilities | \$38,524.40 |
| Reserves | 161,630.10 |
| Surplus revenue | 279,538.97 |
| TOTAL LIABILITIES AND SURPLUS | \$479,693.47 |

NEW PROVIDENCE BOROUGH—UNION COUNTY

Population Census, 1950—3,380

Land Area 3.7 sq. mi.

Net Valuation Taxable \$4,977,387

| | |
|--|---------------------|
| EXPENDITURES AND REQUIRED PAYMENTS FOR 1952 | |
| General Government | |
| Administrative and executive . . . | \$20,525.76 |
| Assessment and collection of taxes . . . | 5,553.43 |
| Finance Department | 1,200.00 |
| Protection to Persons & Property | |
| Fire | 11,851.33 |
| Police | 23,818.60 |
| Other | |
| Streets and Roads | |
| Repairs and maintenance | 24,400.00 |
| Street lighting | 4,991.24 |
| Sanitation | |
| Street cleaning | |
| Garbage and ash removal | |
| Sewers | 19,771.51 |
| Health and Charities | |
| Health service | 2,145.30 |
| Poor (including relief) | 730.00 |
| Hospitals (aid and maintenance) | 200.00 |
| Other | |
| Recreation | |
| Beaches and boardwalks | 2,150.94 |
| Parks and playgrounds | |
| Other | |
| Educational | |
| (Exclusive of school districts) | 3,000.00 |
| Unclassified Purposes | |
| (Including contingent) | 3,188.00 |
| SUB-TOTAL—Municipal functions.. | |
| | <u>\$123,526.11</u> |
| Per Capita—Municipal functions | |
| | \$36.55 |
| Capital imp'ts and capital imp't fund | \$8,000.00 |
| Debt Service | |
| Principal payments | \$12,000.00 |
| Interest payments | 8,815.00 |
| Total | 20,815.00 |
| Per Capita Debt | |
| Service | \$6.16 |
| Deferred Charges and Statutory Expenditures | |
| Emergencies | |
| Other deferred chgs. | |
| Total | |
| TOTAL—Municipal expenditures | <u>\$152,341.11</u> |
| Required Payments for Local School, County, and Special District Taxes | |
| | <u>275,201.27</u> |
| TOTAL EXPENDITURES AND REQUIRED PAYMENTS | |
| | <u>\$427,542.38</u> |
| Reserve for uncollected taxes | \$82,824.50 |
| GRAND TOTAL—Budget | <u>\$510,366.88</u> |
| RECEIPTS AND REVENUES REALIZED IN 1952 TO MEET EXPENDITURES AND REQUIRED PAYMENTS | |
| Surplus revenue appropriated | \$44,000.00 |
| Miscellaneous revenues realized | 52,056.87 |
| State aid revenues realized | 5,275.78 |
| Delinquent taxes including liens—1952 collections | |
| | 32,006.66 |
| Current taxes—1952 collections | <u>381,320.71</u> |
| Emergency borrowings | |
| TOTAL RECEIPTS AND REVENUES REALIZED | <u>\$514,660.02</u> |
| CAPITAL OUTLAY—1952 | |
| Beaches and boardwalks | |
| Buildings and equipment | \$15,417.84 |
| Parks and playgrounds | |
| Sewers | 14,844.98 |
| Streets, roads and bridges | |
| Water supply | |
| Other | |

| | |
|---|---------------------|
| Tax rate | \$8.30 |
| Local school tax rate | 4.69 |
| County tax rate | 0.84 |
| Local purpose tax rate | 2.77 |
| TAXES | |
| Local school tax | \$233,452.77 |
| County taxes | 41,748.50 |
| Special district taxes | |
| | <u>\$275,201.27</u> |
| Local purpose levy | 137,822.50 |
| Total tax levy (tax duplicate) | <u>\$413,023.77</u> |
| Per Capita Total Tax Levy | |
| | \$122.20 |
| Current | |
| 1952 taxes levied (total) | \$417,749.59 |
| Collected in 1952 | 381,320.71 |
| Per cent of levy collected in 1952 | 112.82 |
| Transferred to liens | 3,388.60 |
| Cancelled, abated or adjusted | 2,231.17 |
| Outstanding December 31, 1952 | <u>\$30,809.11</u> |
| All Prior Years Outstanding | |
| Balance January 1, 1952 | \$20,687.97 |
| Collected in 1952 | 20,680.21 |
| Balance December 31, 1952 | <u>\$7.76</u> |
| Tax Title Liens Outstanding | |
| Balance January 1, 1952 | \$22,144.52 |
| Redeemed by cash | 11,326.45 |
| Balance December 31, 1952 | <u>\$14,200.33</u> |
| Property Acquired by Deed or Foreclosure | |
| Balance January 1, 1952 | \$12,280.00 |
| Sale for cash | 400.00 |
| Balance December 31, 1952 | <u>\$12,005.00</u> |
| CAPITAL DEBT, DECEMBER 31, 1952 | |
| Gross Debt | |
| School debt | \$601,000.00 |
| Self-liquidating debt | |
| Other capital debt | 263,000.00 |
| TOTAL GROSS DEBT | <u>\$864,000.00</u> |
| Per Capita Gross Debt | |
| | \$255.62 |
| Deductions for | |
| School debt | \$241,791.00 |
| Self-liquidating debt | |
| Other capital debt | |
| TOTAL DEDUCTIONS | <u>241,791.00</u> |
| NET DEBT | <u>\$622,209.00</u> |
| Average Assessed Valuations | |
| Real Property 1950-1951-1952 | \$4,029,845.00 |
| Per Cent of Net Debt | 15.44 |
| CURRENT FINANCES DECEMBER 31, 1952 | |
| Cash | \$215,854.33 |
| Taxes receivable | 30,816.87 |
| Tax title liens | 14,200.33 |
| Foreclosed property | 12,005.00 |
| Accounts receivable | 3,173.61 |
| State road aid receivable | |
| Emergencies and deferred charges | 1.98 |
| TOTAL ASSETS | <u>\$276,052.62</u> |
| Cash liabilities | \$8,430.38 |
| Reserves | 60,195.81 |
| Surplus revenue | 207,426.43 |
| TOTAL LIABILITIES AND SURPLUS | <u>\$276,052.62</u> |

NEW SHREWSBURY BOROUGH—MONMOUTH COUNTY

Population Census, 1950—5,171

Land Area 16.21 sq. mi.

Net Valuation Taxable \$1,742,717

| | |
|--|---------------------|
| EXPENDITURES AND REQUIRED PAYMENTS FOR 1952 | |
| General Government | |
| Administrative and executive | \$7,500.00 |
| Assessment and collection of taxes | 5,920.00 |
| Finance Department | 550.00 |
| Protection to Persons & Property | |
| Fire | 5,200.00 |
| Police | 2,990.00 |
| Other | |
| Streets and Roads | |
| Repairs and maintenance | 16,900.00 |
| Street lighting | 3,500.00 |
| Sanitation | |
| Street cleaning | |
| Garbage and ash removal | |
| Sewers | |
| Health and Charities | |
| Health service | 1,270.00 |
| Poor (including relief) | 580.00 |
| Hospitals (aid and maintenance) | |
| Other | |
| Recreation | |
| Beaches and boardwalks | |
| Parks and playgrounds | |
| Other | |
| Educational | |
| (Exclusive of school districts) .. | |
| Unclassified Purposes | |
| (Including contingent) | 1,200.00 |
| SUB-TOTAL—Municipal functions.. | \$45,610.00 |
| Per Capita—Municipal functions | |
| Capital imp'ts and capital imp't fund | \$8.82 |
| Debt Service | |
| Principal payments | |
| Interest payments | |
| Total | |
| Per Capita Debt Service | |
| Deferred Charges and Statutory Expenditures | |
| Emergencies | |
| Other deferred chgs. | |
| Total | |
| TOTAL—Municipal expenditures .. | \$52,510.00 |
| Required Payments for Local School, County, and Special District Taxes | |
| | 118,892.39 |
| TOTAL EXPENDITURES AND REQUIRED PAYMENTS | \$171,402.39 |
| Reserve for uncollected taxes | \$39,831.05 |
| GRAND TOTAL—Budget | \$211,233.44 |
| RECEIPTS AND REVENUES REALIZED IN 1952 TO MEET EXPENDITURES AND REQUIRED PAYMENTS | |
| Surplus revenue appropriated .. | \$30,500.00 |
| Miscellaneous revenues realized .. | 27,090.43 |
| State aid revenues realized | 4,903.00 |
| Delinquent taxes including | |
| liens—1952 collections | 22,367.29 |
| current taxes—1952 collections.. | 127,474.65 |
| Emergency borrowings | |
| TOTAL RECEIPTS AND REVENUES REALIZED | \$212,335.37 |

CAPITAL OUTLAY—1952

| | |
|----------------------------------|------------|
| Beaches and boardwalks | |
| Buildings and equipment | \$3,000.00 |
| Parks and playgrounds | |
| Sewers | |
| Streets, roads and bridges | |
| Water supply | |
| Other | |

| | |
|---|---------------------|
| Tax rate | \$8.79 |
| Local school tax rate | 5.22 |
| County tax rate | 1.60 |
| Local purpose tax rate | 1.97 |
| TAXES | |
| Local school tax | \$91,041.31 |
| County taxes | 27,851.08 |
| Special district taxes | |
| Local purpose levy | \$118,892.39 |
| | 34,538.05 |
| Total tax levy (tax duplicate) .. | \$153,430.44 |
| Per Capita Total Tax Levy | |
| | \$29.67 |
| Current | |
| 1952 taxes levied (total) | \$153,322.38 |
| Collected in 1952 | 127,474.65 |
| Per cent of levy collected in 1952 | 83.14 |
| Transferred to liens | 1,307.01 |
| Cancelled, abated or adjusted .. | 1,006.46 |
| Outstanding December 31, 1952 .. | \$23,534.26 |
| All Prior Years Outstanding | |
| Balance January 1, 1952 | \$22,564.97 |
| Collected in 1952 | 22,102.53 |
| Balance December 31, 1952 | \$352.92 |
| Tax Title Liens Outstanding | |
| Balance January 1, 1952 | \$9,682.14 |
| Redeemed by cash | 264.76 |
| Balance December 31, 1952 | \$10,833.91 |
| Property Acquired by Deed or Foreclosure | |
| Balance January 1, 1952 | |
| Sale for cash | |
| Balance December 31, 1952 | |

CAPITAL DEBT, DECEMBER 31, 1952

| | |
|------------------------------------|---------------------|
| Gross Debt | |
| School debt | \$120,000.00 |
| Self-liquidating debt. | |
| Other capital debt | |
| TOTAL GROSS DEBT | \$120,000.00 |
| Per Capita Gross Debt | \$23.21 |
| Deductions for | |
| School debt | \$94,411.00 |
| Self-liquidating debt. | |
| Other capital debt | |
| TOTAL DEDUCTIONS | 94,411.00 |
| NET DEBT | \$25,589.00 |
| Average Assessed Valuations | |
| Real Property 1950-1951-1952.. | \$1,573,510.00 |
| Per Cent of Net Debt | 1.62 |

CURRENT FINANCES DECEMBER 31, 1952

| | |
|--|---------------------|
| Cash | \$137,398.17 |
| Taxes receivable | 23,887.18 |
| Tax title liens | 10,833.91 |
| Foreclosed property | |
| Accounts receivable | |
| State road aid receivable | 4,000.00 |
| Emergencies and deferred charges .. | |
| TOTAL ASSETS | \$176,119.26 |
| Cash liabilities | \$15,474.71 |
| Reserves | 34,721.09 |
| Surplus revenue | 125,923.46 |
| TOTAL LIABILITIES AND SURPLUS | \$176,119.26 |

NEWTON TOWN—SUSSEX COUNTY

Population Census, 1950—5,781

Land Area 3.0 sq. mi.

Net Valuation Taxable \$4,326,044

| | |
|--|---------------------|
| EXPENDITURES AND REQUIRED PAYMENTS FOR 1952 | |
| General Government | |
| Administrative and executive | \$19,811.46 |
| Assessment and collection of taxes | 4,750.00 |
| Finance Department | 1,200.00 |
| Protection to Persons & Property | |
| Fire | 10,260.00 |
| Police | 30,758.54 |
| Other | |
| Streets and Roads | |
| Repairs and maintenance | 39,800.00 |
| Street lighting | 7,600.00 |
| Sanitation | |
| Street cleaning | |
| Garbage and ash removal | |
| Sewers | |
| Health and Charities | |
| Health service | 5,200.00 |
| Poor (including relief) | 3,560.00 |
| Hospitals (aid and maintenance) | 2,500.00 |
| Other | 550.00 |
| Recreation | |
| Beaches and boardwalks | |
| Parks and playgrounds | 6,800.00 |
| Other | 1,000.00 |
| Educational (Exclusive of school districts) .. | |
| | 1,000.00 |
| Unclassified Purposes (Including contingent) | |
| | 200.00 |
| SUB-TOTAL—Municipal functions.. | \$134,990.00 |
| Per Capita—Municipal functions | |
| | \$23.35 |
| Capital imp'ts and capital imp't fund | \$17,222.23 |
| Debt Service | |
| Principal payments .. | \$10,000.00 |
| Interest payments .. | 4,712.50 |
| Total | 14,712.50 |
| Per Capita Debt Service | |
| | \$2.54 |
| Deferred Charges and Statutory Expenditures | |
| Emergencies | |
| Other deferred chgs. | \$8,500.00 |
| Total | 8,500.00 |
| TOTAL—Municipal expenditures ... | \$175,424.73 |
| Required Payments for Local School, County, and Special District Taxes | |
| | 315,273.92 |
| TOTAL EXPENDITURES AND REQUIRED PAYMENTS | \$490,698.65 |
| Reserve for uncollected taxes | \$38,258.76 |
| GRAND TOTAL—Budget | \$528,957.41 |
| RECEIPTS AND REVENUES REALIZED IN 1952 TO MEET EXPENDITURES AND REQUIRED PAYMENTS | |
| Surplus revenue appropriated | \$27,000.00 |
| Miscellaneous revenues realized | 51,527.28 |
| State aid revenues realized | 9,005.00 |
| Delinquent taxes including | |
| liens—1952 collections | 23,342.54 |
| current taxes—1952 collections .. | 398,896.43 |
| Emergency borrowings | |
| TOTAL RECEIPTS AND REVENUES REALIZED | \$509,771.25 |
| CAPITAL OUTLAY—1952 | |
| Beaches and boardwalks | |
| Buildings and equipment | |
| Parks and playgrounds | |
| Sewers | |
| Streets, roads and bridges | |
| Water supply | |
| Other | |

| | |
|---|-----------------------|
| Tax rate | \$9.76 |
| Local school tax rate | 5.24 |
| County tax rate | 2.04 |
| Local purpose tax rate | 2.48 |
| TAXES | |
| Local school tax ... | \$226,662.34 |
| County taxes | 88,611.58 |
| Special district taxes | |
| Local purpose levy | \$315,273.92 |
| | 111,374.15 |
| Total tax levy (tax duplicate) .. | \$426,648.07 |
| Per Capita Total Tax Levy | |
| | \$73.80 |
| Current | |
| 1952 taxes levied (total) | \$426,717.64 |
| Collected in 1952 | 398,896.43 |
| Per cent of levy collected in 1952 ... | 93.48 |
| Transferred to liens | |
| Cancelled, abated or adjusted | |
| Outstanding December 31, 1952 .. | \$27,821.21 |
| All Prior Years Outstanding | |
| Balance January 1, 1952 | \$25,943.78 |
| Collected in 1952 | 23,233.73 |
| Balance December 31, 1952 | \$2,710.05 |
| Tax Title Liens Outstanding | |
| Balance January 1, 1952 | \$4,605.31 |
| Redeemed by cash | 108.81 |
| Balance December 31, 1952 | \$4,496.50 |
| Property Acquired by Deed or Foreclosure | |
| Balance January 1, 1952 | |
| Sale for cash | |
| Balance December 31, 1952 | |
| CAPITAL DEBT, DECEMBER 31, 1952 | |
| Gross Debt | |
| School debt | \$1,282,000.00 |
| Self-liquidating debt .. | 23,000.00 |
| Other capital debt .. | 118,000.00 |
| TOTAL GROSS DEBT | \$1,423,000.00 |
| Per Capita Gross Debt | \$246.15 |
| Deductions for | |
| School debt | \$319,631.00 |
| Self-liquidating debt .. | 23,000.00 |
| Other capital debt .. | |
| TOTAL DEDUCTIONS | 342,631.00 |
| NET DEBT | \$1,080,369.00 |
| Average Assessed Valuations | |
| Real Property 1950-1951-1952 .. | \$3,995,386.00 |
| Per Cent of Net Debt | 27.04 |
| CURRENT FINANCES DECEMBER 31, 1952 | |
| Cash | \$111,147.67 |
| Taxes receivable | 30,531.26 |
| Tax title liens | 4,496.50 |
| Foreclosed property | |
| Accounts receivable | 60.40 |
| State road aid receivable | 7,736.90 |
| Emergencies and deferred charges .. | |
| TOTAL ASSETS | \$153,912.73 |
| Cash liabilities | \$27,222.16 |
| Reserves | 35,028.16 |
| Surplus revenue | 91,662.41 |
| TOTAL LIABILITIES AND SURPLUS | \$153,912.73 |

NORTH ARLINGTON BOROUGH—BERGEN COUNTY

Population Census, 1950—15,970

Land Area 2.5 sq. mi.

Net Valuation Taxable \$13,009,990

| | |
|--|-----------------------|
| EXPENDITURES AND REQUIRED PAYMENTS FOR 1952 | |
| General Government | |
| Administrative and executive | \$42,670.00 |
| Assessment and collection of taxes | 20,260.00 |
| Finance Department | |
| Protection to Persons & Property | |
| Fire | 22,260.00 |
| Police | 114,883.00 |
| Other | |
| Streets and Roads | |
| Repairs and maintenance | 42,250.00 |
| Street lighting | 16,700.00 |
| Sanitation | |
| Street cleaning | |
| Garbage and ash removal | 29,600.00 |
| Sewers | 13,757.58 |
| Health and Charities | |
| Health service | 24,050.16 |
| Poor (including relief) | 1,435.00 |
| Hospitals (aid and maintenance) | |
| Other | |
| Recreation | |
| Beaches and boardwalks | |
| Parks and playgrounds | 10,750.00 |
| Other | |
| Educational | |
| (Exclusive of school districts) .. | 9,700.00 |
| Unclassified Purposes | |
| (Including contingent) | 21,712.00 |
| SUB-TOTAL—Municipal functions.. | \$370,027.74 |
| Per Capita—Municipal functions | |
| Capital imp'ts and capital imp't fund | \$23.17 |
| Debt Service | \$2,600.00 |
| Principal payments .. | \$156,000.00 |
| Interest payments .. | 41,591.87 |
| Total | 197,591.87 |
| Per Capita Debt Service | |
| Deferred Charges and Statutory Expenditures | \$12.37 |
| Emergencies | |
| Other deferred chgs. .. | \$1,550.00 |
| Total | 1,550.00 |
| TOTAL—Municipal expenditures .. | \$571,769.61 |
| Required Payments for Local School, County, and Special District Taxes | |
| Total | 519,399.18 |
| TOTAL EXPENDITURES AND REQUIRED PAYMENTS | |
| Total | \$1,091,168.79 |
| Reserve for uncollected taxes | \$62,769.00 |
| GRAND TOTAL—Budget | \$1,153,937.79 |
| RECEIPTS AND REVENUES REALIZED IN 1952 TO MEET EXPENDITURES AND REQUIRED PAYMENTS | |
| Surplus revenue appropriated .. | \$100,000.00 |
| Miscellaneous revenues realized .. | 143,300.74 |
| State aid revenues realized | 8,907.00 |
| Delinquent taxes including | |
| liens—1952 collections | 25,579.00 |
| Current taxes—1952 collections.. | 853,573.43 |
| Emergency borrowings | |
| TOTAL RECEIPTS AND REVENUES REALIZED | \$1,131,360.17 |

CAPITAL OUTLAY—1952

| | |
|----------------------------------|-------------|
| Beaches and boardwalks | |
| Buildings and equipment | \$10,725.01 |
| Parks and playgrounds | |
| Sewers | |
| Streets, roads and bridges | |
| Water supply | |
| Other | 71,796.77 |

| | |
|------------------------------|---------------|
| Tax rate | \$6.89 |
| Local school tax rate | 3.19 |
| County tax rate | 0.80 |
| Local purpose tax rate | 2.90 |

TAXES

| | | |
|--|--------------|---------------------|
| Local school tax ... | \$415,007.00 | |
| County taxes | 104,392.18 | |
| Special district taxes | | |
| Local purpose levy | | \$519,399.18 |
| Total tax levy (tax duplicate) .. | | \$896,680.79 |

Per Capita Total Tax Levy **\$56.15**

| | |
|--|--------------|
| Current | |
| 1952 taxes levied (total) | \$910,316.24 |
| Collected in 1952 | 853,573.43 |
| Per cent of levy collected in 1952 ... | 93.76 |
| Transferred to liens | 1,023.19 |
| Cancelled, abated or adjusted .. | 30,676.63 |
| Outstanding December 31, 1952 .. | \$25,042.99 |

| | |
|------------------------------------|-------------|
| All Prior Years Outstanding | |
| Balance January 1, 1952 | \$27,764.87 |
| Collected in 1952 | 23,392.95 |
| Balance December 31, 1952 | \$3,855.61 |

| | |
|------------------------------------|------------|
| Tax Title Liens Outstanding | |
| Balance January 1, 1952 | \$9,608.90 |
| Redeemed by cash | 2,186.05 |
| Balance December 31, 1952 | \$7,018.89 |

| | |
|---|-------------|
| Property Acquired by Deed or Foreclosure | |
| Balance January 1, 1952 | \$96,890.00 |
| Sale for cash | 34,185.00 |
| Balance December 31, 1952 | \$63,307.46 |

CAPITAL DEBT, DECEMBER 31, 1952

| | |
|------------------------------------|-----------------------|
| Gross Debt | |
| School debt | \$612,000.00 |
| Self-liquidating debt .. | 131,000.00 |
| Other capital debt .. | 1,063,500.00 |
| TOTAL GROSS DEBT | \$1,806,500.00 |
| Per Capita Gross Debt | \$113.12 |

| | |
|-------------------------------|-------------------|
| Deductions for | |
| School debt | \$612,000.00 |
| Self-liquidating debt .. | 131,000.00 |
| Other capital debt .. | |
| TOTAL DEDUCTIONS | 743,000.00 |

NET DEBT **\$1,063,500.00**

| | |
|------------------------------------|-----------------|
| Average Assessed Valuations | |
| Real Property 1950-1951-1952.. | \$12,547,950.00 |
| Per Cent of Net Debt | 8.47 |

CURRENT FINANCES DECEMBER 31, 1952

| | |
|-------------------------------------|---------------------|
| Cash | \$249,331.96 |
| Taxes receivable | 28,898.60 |
| Tax title liens | 7,018.89 |
| Foreclosed property | 63,307.46 |
| Accounts receivable | 1,032.98 |
| State road aid receivable | 10,483.39 |
| Emergencies and deferred charges .. | |
| TOTAL ASSETS | \$360,073.28 |

| | |
|--|---------------------|
| Cash liabilities | \$88,994.92 |
| Reserves | 100,257.93 |
| Surplus revenue | 170,820.43 |
| TOTAL LIABILITIES AND SURPLUS | \$360,073.28 |

NORTH BERGEN TOWNSHIP—HUDSON COUNTY

Population Census, 1950—41,560

Land Area 5.1 sq. mi.

Net Valuation Taxable \$68,046,098

EXPENDITURES AND REQUIRED PAYMENTS FOR 1952

| | |
|---|-----------------------|
| General Government | |
| Administrative and executive . . . | \$226,256.98 |
| Assessment and collection of taxes | 121,466.56 |
| Finance Department | 15,543.96 |
| Protection to Persons & Property | |
| Fire | 403,592.61 |
| Police | 419,572.69 |
| Other | 11,879.81 |
| Streets and Roads | |
| Repairs and maintenance | 248,905.43 |
| Street lighting | 47,000.00 |
| Sanitation | |
| Street cleaning | |
| Garbage and ash removal | 108,339.27 |
| Sewers | |
| Health and Charities | |
| Health service | 17,908.42 |
| Poor (including relief) | 70,026.00 |
| Hospitals (aid and maintenance) . . | 34,421.79 |
| Other | 3,652.00 |
| Recreation | |
| Beaches and boardwalks | |
| Parks and playgrounds | 46,195.29 |
| Other | |
| Educational | |
| (Exclusive of school districts) . . . | 22,700.00 |
| Unclassified Purposes | |
| (Including contingent) | 850.00 |
| SUB-TOTAL—Municipal functions.. | \$1,798,310.81 |

| | |
|---|----------------|
| Per Capita—Municipal functions | \$43.27 |
| Capital imp'ts and capital imp't fund | \$110,500.00 |
| Debt Service | |
| Principal payments | \$582,000.00 |
| Interest payments | 377,209.00 |

Total 959,209.00

| | |
|--|----------------|
| Per Capita Debt Service | \$23.08 |
| Deferred Charges and Statutory Expenditures | |
| Emergencies | \$60,286.06 |
| Other deferred chgs. | 114,814.48 |
| Total | 175,100.54 |

TOTAL—Municipal expenditures **\$3,043,120.35**

| | |
|---|---------------------|
| Required Payments for Local School, County, and Special District Taxes | 2,246,694.51 |
|---|---------------------|

TOTAL EXPENDITURES AND REQUIRED PAYMENTS **\$5,289,814.86**

Reserve for uncollected taxes \$571,221.25

GRAND TOTAL—Budget **\$5,861,036.11**

RECEIPTS AND REVENUES REALIZED IN 1952 TO MEET EXPENDITURES AND REQUIRED PAYMENTS

| | |
|---|--------------|
| Surplus revenue appropriated | \$374,914.65 |
| Miscellaneous revenues realized | 512,631.69 |
| State aid revenues realized | 21,587.00 |
| Delinquent taxes including | |
| liens—1952 collections | 242,973.27 |
| Current taxes—1952 collections.. | 4,252,103.05 |
| Emergency borrowings | |

TOTAL RECEIPTS AND REVENUES REALIZED **\$5,404,209.66**

CAPITAL OUTLAY—1952

| | |
|--------------------------------------|------------|
| Beaches and boardwalks | |
| Buildings and equipment | |
| Parks and playgrounds | |
| Sewers | |
| Streets, roads and bridges | |
| Water supply | |
| Other | \$1,786.13 |

| | |
|----------------------------------|---------------|
| Tax rate | \$6.89 |
| Local school tax rate | 1.57 |
| County tax rate | 1.73 |
| Local purpose tax rate | 3.59 |

TAXES

| | |
|--|---------------------|
| Local school tax | \$1,066,522.50 |
| County taxes | 1,180,172.01 |
| Special district taxes | |
| Local purpose levy | \$2,246,694.51 |
| Total tax levy (tax duplicate) | 4,689,149.11 |

Per Capita Total Tax Levy **\$112.83**

| | |
|--|---------------------|
| Current | |
| 1952 taxes levied (total) | \$4,711,462.44 |
| Collected in 1952 | 4,252,103.05 |
| Per cent of levy collected in 1952 | 90.25 |
| Transferred to liens | 22,061.10 |
| Cancelled, abated or adjusted | 173,691.03 |
| Outstanding December 31, 1952 | \$263,607.26 |

| | |
|-------------------------------------|---------------------|
| All Prior Years Outstanding | |
| Balance January 1, 1952 | \$521,272.63 |
| Collected in 1952 | 239,628.18 |
| Balance December 31, 1952 | \$294,870.39 |

| | |
|-------------------------------------|--------------------|
| Tax Title Liens Outstanding | |
| Balance January 1, 1952 | \$493,550.04 |
| Redeemed by cash | 3,345.09 |
| Balance December 31, 1952 | \$50,482.76 |

| | |
|---|-----------------------|
| Property Acquired by Deed or Foreclosure | |
| Balance January 1, 1952 | \$6,334,121.58 |
| Sale for cash | 121,435.55 |
| Balance December 31, 1952 | \$6,669,491.03 |

CAPITAL DEBT, DECEMBER 31, 1952

| | |
|---------------------------------|---------------|
| Gross Debt | |
| School debt | |
| Self-liquidating debt | |
| Other capital debt | 11,257,200.00 |

TOTAL GROSS DEBT **\$11,257,200.00**

Per Capita Gross Debt **\$270.87**

| | |
|---------------------------------|----------|
| Deductions for | |
| School debt | |
| Self-liquidating debt | |
| Other capital debt | \$200.00 |

TOTAL DEDUCTIONS **200.00**

NET DEBT **\$11,257,000.00**

| | |
|--------------------------------------|-----------------|
| Average Assessed Valuations | |
| Real Property 1950-1951-1952 | \$60,722,913.00 |
| Per Cent of Net Debt | 18.53 |

CURRENT FINANCES DECEMBER 31, 1952

| | |
|--|--------------|
| Cash | \$520,855.06 |
| Taxes receivable | 558,477.65 |
| Tax title liens | 50,482.76 |
| Foreclosed property | 6,669,491.03 |
| Accounts receivable | 24.98 |
| State road aid receivable | 68,631.00 |
| Emergencies and deferred charges . . . | 73,300.38 |

TOTAL ASSETS **\$7,941,262.86**

| | |
|----------------------------|--------------|
| Cash liabilities | \$420,679.46 |
| Reserves | 7,278,476.42 |
| Surplus revenue | 242,106.98 |

TOTAL LIABILITIES AND SURPLUS **\$7,941,262.86**

NORTH BRUNSWICK TOWNSHIP—MIDDLESEX COUNTY

Population Census, 1950—6,450

Land Area 11.3 sq. mi.

Net Valuation Taxable \$11,614,654

| | |
|--|---------------------|
| EXPENDITURES AND REQUIRED PAYMENTS FOR 1952 | |
| General Government | |
| Administrative and executive | \$37,550.00 |
| Assessment and collection of taxes | 14,025.00 |
| Finance Department | 2,600.00 |
| Protection to Persons & Property | |
| Fire | 9,000.00 |
| Police | 26,575.00 |
| Other | |
| Streets and Roads | |
| Repairs and maintenance | 45,600.00 |
| Street lighting | 15,000.00 |
| Sanitation | |
| Street cleaning | |
| Garbage and ash removal | 26,800.00 |
| Sewers | 24,900.00 |
| Health and Charities | |
| Health service | 1,400.00 |
| Poor (including relief) | 3,250.00 |
| Hospitals (aid and maintenance) | 1,250.00 |
| Other | |
| Recreation | |
| Beaches and boardwalks | |
| Parks and playgrounds | 9,600.00 |
| Other | |
| Educational | |
| (Exclusive of school districts) .. | |
| Unclassified Purposes | |
| (Including contingent) | 2,000.00 |
| SUB-TOTAL—Municipal functions.. | \$219,550.00 |
| Per Capita—Municipal functions | \$34.04 |
| Capital imp'ts and capital imp't fund | \$22,700.00 |
| Debt Service | |
| Principal payments .. | \$27,000.00 |
| Interest payments .. | 8,328.00 |
| Total | \$35,328.00 |
| Per Capita Debt Service | |
| | \$5.48 |
| Deferred Charges and Statutory Expenditures | |
| Emergencies | \$5,000.00 |
| Other deferred chgs. | 24,389.05 |
| Total | 29,389.05 |
| TOTAL—Municipal expenditures .. | \$306,967.05 |
| Required Payments for Local School, County, and Special District Taxes | |
| | 559,211.64 |
| TOTAL EXPENDITURES AND REQUIRED PAYMENTS | \$866,178.69 |
| Reserve for uncollected taxes | \$57,454.02 |
| GRAND TOTAL—Budget | \$923,632.71 |
| RECEIPTS AND REVENUES REALIZED IN 1952 TO MEET EXPENDITURES AND REQUIRED PAYMENTS | |
| Surplus revenue appropriated .. | \$115,000.00 |
| Miscellaneous revenues realized .. | 105,536.07 |
| State aid revenues realized | 12,565.45 |
| Delinquent taxes including | |
| liens—1952 collections | 21,540.45 |
| Current taxes—1952 collections.. | 705,191.21 |
| Emergency borrowings | |
| TOTAL RECEIPTS AND REVENUES REALIZED | \$959,833.18 |

CAPITAL OUTLAY—1952

| | |
|----------------------------------|-------------|
| Beaches and boardwalks | |
| Buildings and equipment | |
| Parks and playgrounds | |
| Sewers | \$24,619.31 |
| Streets, roads and bridges | 20.90 |
| Water supply | 44,078.59 |
| Other | |

| | |
|---|---------------------|
| Tax rate | \$6.18 |
| Local school tax rate | 3.13 |
| County tax rate | 1.69 |
| Local purpose tax rate | 1.36 |
| TAXES | |
| Local school tax ... | \$363,191.28 |
| County taxes | 196,020.36 |
| Special district taxes | |
| Local purpose levy | \$559,211.64 |
| | 158,175.30 |
| Total tax levy (tax duplicate) .. | \$717,386.94 |
| Per Capita Total Tax Levy | \$111.22 |
| Current | |
| 1952 taxes levied (total) | \$722,378.85 |
| Collected in 1952 | 705,191.21 |
| Per cent of levy collected in 1952 ... | 97.62 |
| Transferred to liens | 1,359.67 |
| Cancelled, abated or adjusted | 778.66 |
| Outstanding December 31, 1952 .. | \$15,049.31 |
| All Prior Years Outstanding | |
| Balance January 1, 1952 | \$18,276.66 |
| Collected in 1952 | 17,263.17 |
| Balance December 31, 1952 | \$720.24 |
| Tax Title Liens Outstanding | |
| Balance January 1, 1952 | \$63,936.15 |
| Redeemed by cash | 4,275.28 |
| Balance December 31, 1952 | \$59,139.31 |
| Property Acquired by Deed or Foreclosure | |
| Balance January 1, 1952 | \$46,882.00 |
| Sale for cash | 2,800.00 |
| Balance December 31, 1952 | \$47,902.00 |

CAPITAL DEBT, DECEMBER 31, 1952

| | |
|------------------------------------|---------------------|
| Gross Debt | |
| School debt | \$310,000.00 |
| Self-liquidating debt .. | 142,500.00 |
| Other capital debt .. | 239,500.00 |
| TOTAL GROSS DEBT | \$692,000.00 |
| Per Capita Gross Debt | \$107.29 |
| Deductions for | |
| School debt | \$310,000.00 |
| Self-liquidating debt .. | |
| Other capital debt .. | |
| TOTAL DEDUCTIONS | 310,000.00 |
| NET DEBT | \$382,000.00 |
| Average Assessed Valuations | |
| Real Property 1950-1951-1952.. | \$7,704,298.00 |
| Per Cent of Net Debt | 4.95 |

CURRENT FINANCES DECEMBER 31, 1952

| | |
|--|---------------------|
| Cash | \$277,284.65 |
| Taxes receivable | 15,769.55 |
| Tax title liens | 59,139.31 |
| Foreclosed property | 47,902.00 |
| Accounts receivable | 6,215.73 |
| State road aid receivable | |
| Emergencies and deferred charges .. | 12,364.56 |
| TOTAL ASSETS | \$418,675.80 |
| Cash liabilities | \$68,007.12 |
| Reserves | 129,026.59 |
| Surplus revenue | 221,642.09 |
| TOTAL LIABILITIES AND SURPLUS | \$418,675.80 |

NORTH CALDWELL BOROUGH—ESSEX COUNTY

Population Census, 1950—1,781 Land Area 2.9 sq. mi. Net Valuation Taxable \$3,187,500

| | |
|--|---------------------|
| EXPENDITURES AND REQUIRED PAYMENTS FOR 1952 | |
| General Government | |
| Administrative and executive | \$10,950.00 |
| Assessment and collection of taxes | 6,740.00 |
| Finance Department | 1,285.00 |
| Protection to Persons & Property | |
| Fire | 6,820.00 |
| Police | 16,710.00 |
| Other | |
| Streets and Roads | |
| Repairs and maintenance | 8,652.22 |
| Street lighting | 4,000.00 |
| Sanitation | |
| Street cleaning | |
| Garbage and ash removal | |
| Sewers | 2,600.00 |
| Health and Charities | |
| Health service | 2,000.00 |
| Poor (including relief) | 700.00 |
| Hospitals (aid and maintenance) .. | |
| Other | |
| Recreation | |
| Beaches and boardwalks | |
| Parks and playgrounds | |
| Other | |
| Educational | |
| (Exclusive of school districts) .. | 400.00 |
| Unclassified Purposes | |
| (Including contingent) | 1,500.00 |
| SUB-TOTAL—Municipal functions.. | \$62,357.22 |
| Per Capita—Municipal functions | |
| Capital imp'ts and capital imp't fund | \$35.01 |
| Debt Service | \$1,000.00 |
| Principal payments .. | |
| Interest payments .. | \$300.00 |
| Total | 300.00 |
| Per Capita Debt Service | |
| | \$0.17 |
| Deferred Charges and Statutory Expenditures | |
| Emergencies | |
| Other deferred chgs. | \$3,824.90 |
| Total | 3,824.90 |
| TOTAL—Municipal expenditures .. | \$67,482.12 |
| Required Payments for Local School, County, and Special District Taxes | |
| | 113,718.01 |
| TOTAL EXPENDITURES AND REQUIRED PAYMENTS | \$181,200.13 |
| Reserve for uncollected taxes | \$15,871.26 |
| GRAND TOTAL—Budget | \$197,071.39 |
| RECEIPTS AND REVENUES REALIZED IN 1952 TO MEET EXPENDITURES AND REQUIRED PAYMENTS | |
| Surplus revenue appropriated .. | \$28,000.00 |
| Miscellaneous revenues realized .. | 35,262.84 |
| State aid revenues realized | 3,017.00 |
| Delinquent taxes including | |
| liens—1952 collections | 5,214.32 |
| current taxes—1952 collections .. | 137,648.74 |
| Emergency borrowings | |
| TOTAL RECEIPTS AND REVENUES REALIZED | \$209,142.90 |
| CAPITAL OUTLAY—1952 | |
| Beaches and boardwalks | |
| Buildings and equipment | |
| Parks and playgrounds | |
| Sewers | |
| Streets, roads and bridges | |
| Water supply | \$925.03 |
| Other | |

| | | |
|---|---------------------|---------------------|
| Tax rate | | \$4.17 |
| Local school tax rate | | 2.52 |
| County tax rate | | 1.04 |
| Local purpose tax rate | | 0.61 |
| TAXES | | |
| Local school tax ... | \$80,470.12 | |
| County taxes | 33,247.89 | |
| Special district taxes | | |
| Local purpose levy | | \$113,718.01 |
| | | 19,040.38 |
| Total tax levy (tax duplicate) .. | | \$132,758.39 |
| Per Capita Total Tax Levy | | |
| | \$74.54 | |
| Current | | |
| 1952 taxes levied (total) | | \$143,956.04 |
| Collected in 1952 | | 137,648.74 |
| Per cent of levy collected in 1952 ... | 95.61 | |
| Transferred to liens | | 2,243.46 |
| Cancelled, abated or adjusted | | 385.84 |
| Outstanding December 31, 1952 .. | | \$3,678.00 |
| All Prior Years Outstanding | | |
| Balance January 1, 1952 | | \$6,173.32 |
| Collected in 1952 | | 4,832.42 |
| Balance December 31, 1952 | | \$1,249.49 |
| Tax Title Liens Outstanding | | |
| Balance January 1, 1952 | | \$41,457.32 |
| Redeemed by cash | | 381.90 |
| Balance December 31, 1952 | | \$43,356.34 |
| Property Acquired by Deed or Foreclosure | | |
| Balance January 1, 1952 | | \$15,200.00 |
| Sale for cash | | 1,250.00 |
| Balance December 31, 1952 | | \$13,600.00 |
| CAPITAL DEBT, DECEMBER 31, 1952 | | |
| Gross Debt | | |
| School debt | \$236,000.00 | |
| Self-liquidating debt .. | 76,450.00 | |
| Other capital debt .. | 22,950.00 | |
| TOTAL GROSS DEBT | \$335,400.00 | |
| Per Capita Gross Debt | \$188.32 | |
| Deductions for | | |
| School debt | \$147,646.00 | |
| Self-liquidating debt .. | 76,450.00 | |
| Other capital debt .. | | |
| TOTAL DEDUCTIONS | 224,096.00 | |
| NET DEBT | \$111,304.00 | |
| Average Assessed Valuations | | |
| Real Property 1950-1951-1952 .. | \$2,460,767.00 | |
| Per Cent of Net Debt | 4.52 | |
| CURRENT FINANCES DECEMBER 31, 1952 | | |
| Cash | \$118,711.65 | |
| Taxes receivable | 4,927.49 | |
| Tax title liens | 43,356.34 | |
| Foreclosed property | 13,600.00 | |
| Accounts receivable | 721.81 | |
| State road aid receivable .. | 3,796.66 | |
| Emergencies and deferred charges .. | | |
| TOTAL ASSETS | \$185,113.95 | |
| Cash liabilities | \$55,825.05 | |
| Reserves | 62,605.64 | |
| Surplus revenue | 66,683.26 | |
| TOTAL LIABILITIES AND SURPLUS | \$185,113.95 | |

NORTHFIELD CITY—ATLANTIC COUNTY

Population Census, 1950—3,498 Land Area 5.60 sq. mi. Net Valuation Taxable \$1,363,757

| | | | |
|--|---------------------|---|---------------------|
| EXPENDITURES AND REQUIRED PAYMENTS FOR 1952 | | Tax rate | \$12.05 |
| General Government | | Local school tax rate | 5.41 |
| Administrative and executive | \$11,101.04 | County tax rate | 1.71 |
| Assessment and collection of taxes | 9,050.23 | Local purpose tax rate | 4.93 |
| Finance Department | 596.50 | | |
| Protection to Persons & Property | | TAXES | |
| Fire | 13,080.00 | Local school tax ... | \$73,794.53 |
| Police | 13,537.38 | County taxes | 23,295.65 |
| Other | | Special district taxes | |
| Streets and Roads | | | |
| Repairs and maintenance | 12,814.50 | Local purpose levy | \$97,090.18 |
| Street lighting | 7,786.80 | | 67,220.62 |
| Sanitation | | Total tax levy (tax duplicate) .. | <u>\$164,310.80</u> |
| Street cleaning | | | |
| Garbage and ash removal | 285.00 | Per Capita Total | |
| Sewers | | Tax Levy | \$46.97 |
| Health and Charities | | Current | |
| Health service | 1,368.52 | 1952 taxes levied (total) | \$168,610.30 |
| Poor (including relief) | 480.00 | Collected in 1952 | 145,587.60 |
| Hospitals (aid and maintenance) .. | 600.00 | Per cent of levy collected in 1952 .. | 86.34 |
| Other | | Transferred to liens | 4,320.45 |
| Recreation | | Cancelled, abated or adjusted | 1,583.71 |
| Beaches and boardwalks | | Outstanding December 31, 1952 .. | <u>\$17,118.54</u> |
| Parks and playgrounds | | | |
| Other | 1,983.46 | All Prior Years Outstanding | |
| Educational | | Balance January 1, 1952 | \$17,258.06 |
| (Exclusive of school districts) .. | 460.00 | Collected in 1952 | 14,073.79 |
| Unclassified Purposes | | Balance December 31, 1952 | <u>\$2,091.97</u> |
| (Including contingent) | 2,831.14 | | |
| SUB-TOTAL—Municipal functions.. | <u>\$75,974.57</u> | Tax Title Liens Outstanding | |
| Per Capita—Municipal functions | \$21.72 | Balance January 1, 1952 | \$83,767.40 |
| Capital imp'ts and capital imp't fund | \$10,794.16 | Redeemed by cash | 1,268.76 |
| Debt Service | | Balance December 31, 1952 | <u>\$70,865.23</u> |
| Principal payments .. | \$18,325.00 | | |
| Interest payments .. | 8,403.00 | Property Acquired by Deed or Foreclosure | |
| Total | *26,728.00 | Balance January 1, 1952 | \$32,223.00 |
| Per Capita Debt Service | \$7.64 | Sale for cash | 12,266.00 |
| Deferred Charges and Statutory Expenditures | | Balance December 31, 1952 | <u>\$35,171.00</u> |
| Emergencies | \$720.00 | | |
| Other deferred chgs. | 1,464.84 | CAPITAL DEBT, DECEMBER 31, 1952 | |
| Total | 2,184.84 | Gross Debt | |
| TOTAL—Municipal expenditures .. | <u>\$115,681.57</u> | School debt | \$8,000.00 |
| Required Payments for Local School, County, and Special District Taxes | 97,090.18 | Self-liquidating debt .. | |
| TOTAL EXPENDITURES AND REQUIRED PAYMENTS | \$212,771.75 | Other capital debt .. | 210,825.00 |
| Reserve for uncollected taxes | \$24,810.12 | TOTAL GROSS DEBT | \$218,825.00 |
| GRAND TOTAL—Budget | <u>\$237,581.87</u> | Per Capita Gross Debt | \$62.56 |
| RECEIPTS AND REVENUES REALIZED IN 1952 TO MEET EXPENDITURES AND REQUIRED PAYMENTS | | Deductions for | |
| Surplus revenue appropriated .. | \$26,000.00 | School debt | \$8,000.00 |
| Miscellaneous revenues realized .. | 29,896.66 | Self-liquidating debt .. | |
| State aid revenues realized | 8,032.74 | Other capital debt .. | |
| Delinquent taxes including | | TOTAL DEDUCTIONS | 8,000.00 |
| liens—1952 collections | 15,342.55 | NET DEBT | <u>\$210,825.00</u> |
| Current taxes—1952 collections .. | 145,587.60 | Average Assessed Valuations | |
| Emergency borrowings | | Real Property 1950-1951-1952 .. | \$1,284,924.00 |
| TOTAL RECEIPTS AND REVENUES REALIZED | <u>\$224,850.55</u> | Per Cent of Net Debt | 16.40 |
| CAPITAL OUTLAY—1952 | | CURRENT FINANCES DECEMBER 31, 1952 | |
| Beaches and boardwalks | | Cash | \$46,332.27 |
| Buildings and equipment | | Taxes receivable | 19,210.51 |
| Parks and playgrounds | | Tax title liens | 70,865.23 |
| Sewers | | Foreclosed property | 35,171.00 |
| Streets, roads and bridges | | Accounts receivable | 6,055.17 |
| Water supply | | State road aid receivable .. | |
| Other | | Emergencies and deferred charges .. | 3,955.02 |
| | | TOTAL ASSETS | <u>\$181,589.20</u> |
| | | Cash liabilities | \$13,638.29 |
| | | Reserves | 131,301.91 |
| | | Surplus revenue | 36,649.00 |
| | | TOTAL LIABILITIES AND SURPLUS | <u>\$181,589.20</u> |

* Includes \$8,830 Art. VI School Debt Service.

NORTH HALEDON BOROUGH—PASSAIC COUNTY

Population Census, 1950—3,550

Land Area 3.4 sq. mi.

Net Valuation Taxable \$3,992,475

EXPENDITURES AND RE-

QUIRED PAYMENTS FOR 1952

| | |
|---|--------------------|
| General Government | |
| Administrative and executive . . . | \$13,100.00 |
| Assessment and collection of taxes | 3,700.00 |
| Finance Department | |
| Protection to Persons & Property | |
| Fire | 6,050.00 |
| Police | 19,200.00 |
| Other | |
| Streets and Roads | |
| Repairs and maintenance | 8,650.00 |
| Street lighting | 2,900.00 |
| Sanitation | |
| Street cleaning | |
| Garbage and ash removal | 6,000.00 |
| Sewers | |
| Health and Charities | |
| Health service | 3,550.00 |
| Poor (including relief) | 150.00 |
| Hospitals (aid and maintenance) | |
| Other | |
| Recreation | |
| Beaches and boardwalks | |
| Parks and playgrounds | 3,050.00 |
| Other | |
| Educational | |
| (Exclusive of school districts) | 450.00 |
| Unclassified Purposes | |
| (Including contingent) | 1,000.00 |
| SUB-TOTAL—Municipal functions.. | \$67,800.00 |

| | |
|--|-----------------|
| Per Capita—Municipal functions | \$19.10 |
| Capital imp'ts and capital imp't fund | \$13,000.00 |
| Debt Service | |
| Principal payments | |
| Interest payments | |
| Total | |
| Per Capita Debt Service | |
| Deferred Charges and Statutory Expenditures | |
| Emergencies | |
| Other deferred chgs. | \$4,748.17 |
| Total | 4,748.17 |

| | |
|---|--------------------|
| TOTAL—Municipal expenditures | \$85,548.17 |
|---|--------------------|

| | |
|---|-------------------|
| Required Payments for Local School, County, and Special District Taxes | 173,266.44 |
|---|-------------------|

| | |
|---|---------------------|
| TOTAL EXPENDITURES AND REQUIRED PAYMENTS | \$258,814.61 |
| Reserve for uncollected taxes | \$17,512.73 |
| GRAND TOTAL—Budget | \$276,327.34 |

| | |
|--|---------------------|
| RECEIPTS AND REVENUES REALIZED IN 1952 TO MEET EXPENDITURES AND REQUIRED PAYMENTS | |
| Surplus revenue appropriated | \$17,000.00 |
| Miscellaneous revenues realized | 34,112.63 |
| State aid revenues realized | 8,359.33 |
| Delinquent taxes including | |
| Liens—1952 collections | 9,497.64 |
| Current taxes—1952 collections | 214,042.12 |
| Emergency borrowings | |
| TOTAL RECEIPTS AND REVENUES REALIZED | \$283,011.72 |

CAPITAL OUTLAY—1952

| | |
|--------------------------------------|------------|
| Benches and boardwalks | |
| Buildings and equipment | |
| Parks and playgrounds | \$2,017.76 |
| Sewers | |
| Streets, roads and bridges | 563.57 |
| Water supply | |
| Other | |

| | |
|----------------------------------|--------|
| Tax rate | \$5.56 |
| Local school tax rate | 3.39 |
| County tax rate | 0.95 |
| Local purpose tax rate | 1.22 |

TAXES

| | |
|--|---------------------|
| Local school tax | \$135,383.88 |
| County taxes | 37,882.56 |
| Special district taxes | |
| Local purpose levy | \$173,266.44 |
| Total tax levy (tax duplicate) .. | \$221,677.34 |

| | |
|--|----------------|
| Per Capita Total Tax Levy | \$62.44 |
|--|----------------|

| | |
|--|--------------|
| Current | |
| 1952 taxes levied (total) | \$225,227.73 |
| Collected in 1952 | 214,042.12 |
| Per cent of levy collected in 1952 | 95.03 |
| Transferred to liens | 107.03 |
| Cancelled, abated or adjusted | 317.87 |
| Outstanding December 31, 1952 | \$10,760.71 |

| | |
|-------------------------------------|-------------|
| All Prior Years Outstanding | |
| Balance January 1, 1952 | \$10,052.28 |
| Collected in 1952 | 9,497.64 |
| Balance December 31, 1952 | \$641.21 |

| | |
|-------------------------------------|------------|
| Tax Title Liens Outstanding | |
| Balance January 1, 1952 | \$1,704.20 |
| Redeemed by cash | |
| Balance December 31, 1952 | \$1,642.31 |

| | |
|---|------------|
| Property Acquired by Deed or Foreclosure | |
| Balance January 1, 1952 | \$3,975.00 |
| Sale for cash | |
| Balance December 31, 1952 | \$3,700.00 |

CAPITAL DEBT, DECEMBER 31, 1952

| | |
|--|---------------------|
| Gross Debt | |
| School debt | \$293,000.00 |
| Self-liquidating debt | |
| Other capital debt | 15,854.00 |
| TOTAL GROSS DEBT | \$308,854.00 |
| Per Capita Gross Debt | \$87.00 |

| | |
|-----------------------------------|--------------------|
| Deductions for | |
| School debt | \$219,922.00 |
| Self-liquidating debt | |
| Other capital debt | |
| TOTAL DEDUCTIONS | 219,922.00 |
| NET DEBT | \$88,932.00 |

| | |
|--|----------------|
| Average Assessed Valuations | |
| Real Property 1950-1951-1952 | \$3,665,385.00 |
| Per Cent of Net Debt | 2.42 |

CURRENT FINANCES DECEMBER 31, 1952

| | |
|--|---------------------|
| Cash | \$115,864.91 |
| Taxes receivable | 11,401.92 |
| Tax title liens | 1,642.31 |
| Foreclosed property | 3,700.00 |
| Accounts receivable | |
| State road aid receivable | 12,031.86 |
| Emergencies and deferred charges | |
| TOTAL ASSETS | \$144,641.00 |

| | |
|--|---------------------|
| Cash liabilities | \$84,091.61 |
| Reserves | 16,744.23 |
| Surplus revenue | 43,805.16 |
| TOTAL LIABILITIES AND SURPLUS | \$144,641.00 |

NORTH HANOVER TOWNSHIP—BURLINGTON COUNTY

Population Census, 1950—1,155 Land Area 16.94 sq. mi. Net Valuation Taxable \$438,380

| | |
|--|--------------------|
| EXPENDITURES AND REQUIRED PAYMENTS FOR 1952 | |
| General Government | |
| Administrative and executive | \$2,249.80 |
| Assessment and collection of taxes | 911.39 |
| Finance Department | 185.75 |
| Protection to Persons & Property | |
| Fire | 400.00 |
| Police | 623.14 |
| Other | |
| Streets and Roads | |
| Repairs and maintenance | 8,891.35 |
| Street lighting | 471.26 |
| Sanitation | |
| Street cleaning | |
| Garbage and ash removal | |
| Sewers | |
| Health and Charities | |
| Health service | 227.03 |
| Poor (including relief) | 1,273.50 |
| Hospitals (aid and maintenance) | |
| Other | |
| Recreation | |
| Beaches and boardwalks | |
| Parks and playgrounds | |
| Other | |
| Educational | |
| (Exclusive of school districts) .. | |
| Unclassified Purposes | |
| (Including contingent) | 105.00 |
| SUB-TOTAL—Municipal functions.. | \$15,338.22 |

| | |
|---|----------------|
| Per Capita—Municipal functions | \$13.28 |
| Capital imp'ts and capital imp't fund | |
| Debt Service | |
| Principal payments .. | |
| Interest payments .. | |
| Total | |

| | |
|--|--------------------|
| Per Capita Debt Service | |
| Deferred Charges and Statutory Expenditures | |
| Emergencies | |
| Other deferred chgs. | |
| Total | |
| TOTAL—Municipal expenditures .. | \$15,338.22 |

| | |
|---|------------------|
| Required Payments for Local School, County, and Special District Taxes | 48,787.52 |
|---|------------------|

| | |
|---|--------------------|
| TOTAL EXPENDITURES AND REQUIRED PAYMENTS | \$64,125.74 |
| Reserve for uncollected taxes | \$20,485.71 |
| GRAND TOTAL—Budget | \$84,611.45 |

| | |
|--|--------------------|
| RECEIPTS AND REVENUES REALIZED IN 1952 TO MEET EXPENDITURES AND REQUIRED PAYMENTS | |
| Surplus revenue appropriated .. | \$13,000.00 |
| Miscellaneous revenues realized .. | 9,557.42 |
| State aid revenues realized | 6,240.00 |
| Delinquent taxes including | |
| liens—1952 collections | 9,065.56 |
| Current taxes—1952 collections .. | 30,971.19 |
| Emergency borrowings | |
| TOTAL RECEIPTS AND REVENUES REALIZED | \$68,834.17 |

| | |
|----------------------------------|-------|
| CAPITAL OUTLAY—1952 | |
| Beaches and boardwalks | |
| Buildings and equipment | |
| Parks and playgrounds | |
| Sewers | |
| Streets, roads and bridges | |
| Water supply | |
| Other | |

| | |
|------------------------------|----------------|
| Tax rate | \$11.14 |
| Local school tax rate | 8.87 |
| County tax rate | 2.27 |
| Local purpose tax rate | ... |

| | |
|--|--------------------|
| TAXES | |
| Local school tax ... | \$38,877.00 |
| County taxes | 9,910.52 |
| Special district taxes | |
| Local purpose levy | \$48,787.52 |
| Total tax levy (tax duplicate) .. | \$48,787.52 |
| Per Capita Total Tax Levy | \$42.24 |

| | |
|--|-------------|
| Current | |
| 1952 taxes levied (total) | \$49,209.15 |
| Collected in 1952 | 30,971.19 |
| Per cent of levy collected in 1952 ... | 62.93 |
| Transferred to liens | |
| Cancelled, abated or adjusted | 50.13 |
| Outstanding December 31, 1952 .. | \$18,187.83 |

| | |
|------------------------------------|-------------|
| All Prior Years Outstanding | |
| Balance January 1, 1952 | \$11,522.61 |
| Collected in 1952 | 9,065.56 |
| Balance December 31, 1952 | \$2,457.05 |

| | |
|------------------------------------|----------|
| Tax Title Liens Outstanding | |
| Balance January 1, 1952 | \$188.19 |
| Redeemed by cash | |
| Balance December 31, 1952 | \$188.19 |

| | |
|---|-------|
| Property Acquired by Deed or Foreclosure | |
| Balance January 1, 1952 | |
| Sale for cash | |
| Balance December 31, 1952 | |

| | |
|--|--------------------|
| CAPITAL DEBT, DECEMBER 31, 1952 | |
| Gross Debt | |
| School debt | \$46,000.00 |
| Self-liquidating debt. | |
| Other capital debt .. | |
| TOTAL GROSS DEBT | \$46,000.00 |
| Per Capita Gross Debt | \$39.83 |

| | |
|-------------------------------|--------------------|
| Deductions for | |
| School debt | \$22,651.00 |
| Self-liquidating debt. | |
| Other capital debt .. | |
| TOTAL DEDUCTIONS | 22,651.00 |
| NET DEBT | \$23,349.00 |

| | |
|------------------------------------|--------------|
| Average Assessed Valuations | |
| Real Property 1950-1951-1952 .. | \$377,522.00 |
| Per Cent of Net Debt | 6.18 |

| | |
|---|--------------------|
| CURRENT FINANCES DECEMBER 31, 1952 | |
| Cash | \$14,849.64 |
| Taxes receivable | 20,644.88 |
| Tax title liens | 188.19 |
| Foreclosed property | |
| Accounts receivable | |
| State road aid receivable | |
| Emergencies and deferred charges .. | 125.00 |
| TOTAL ASSETS | \$35,807.71 |

| | |
|--|--------------------|
| Cash liabilities | \$4,105.45 |
| Reserves | 20,833.07 |
| Surplus revenue | 10,869.19 |
| TOTAL LIABILITIES AND SURPLUS | \$35,807.71 |

NORTH PLAINFIELD BOROUGH—SOMERSET COUNTY

Population Census, 1950—12,766

Land Area 2.9 sq. mi.

Net Valuation Taxable \$12,897,400

| | |
|--|-----------------------|
| EXPENDITURES AND REQUIRED PAYMENTS FOR 1952 | |
| General Government | |
| Administrative and executive | \$53,410.00 |
| Assessment and collection of taxes | 14,550.00 |
| Finance Department | |
| Protection to Persons & Property | |
| Fire | 85,705.00 |
| Police | 101,336.00 |
| Other | |
| Streets and Roads | |
| Repairs and maintenance | 47,020.00 |
| Street lighting | 16,250.00 |
| Sanitation | |
| Street cleaning | 4,000.00 |
| Garbage and ash removal | |
| Sewers | 29,008.00 |
| Health and Charities | |
| Health service | 9,100.00 |
| Poor (including relief) | 1,155.00 |
| Hospitals (aid and maintenance) | 8,500.00 |
| Other | |
| Recreation | |
| Beaches and boardwalks | |
| Parks and playgrounds | 8,531.00 |
| Other | |
| Educational | |
| (Exclusive of school districts) .. | 8,000.00 |
| Unclassified Purposes | |
| (Including contingent) | 11,898.00 |
| SUB-TOTAL—Municipal functions.. | \$398,463.00 |
| Per Capita—Municipal functions | |
| Capital impmts and capital imp't fund | \$31.21 |
| Debt Service | \$20,000.00 |
| Principal payments .. | |
| Interest payments .. | \$22,500.00 |
| | 4,190.25 |
| Total | 26,690.25 |
| Per Capita Debt Service | |
| | \$2.00 |
| Deferred Charges and Statutory Expenditures | |
| Emergencies | |
| Other deferred chgs. | |
| Total | |
| TOTAL—Municipal expenditures ... | \$445,153.25 |
| Required Payments for Local School, County, and Special District Taxes | |
| | 666,196.15 |
| TOTAL EXPENDITURES AND REQUIRED PAYMENTS | \$1,111,349.40 |
| Reserve for uncollected taxes | \$75,214.67 |
| GRAND TOTAL—Budget | \$1,186,564.07 |
| RECEIPTS AND REVENUES REALIZED IN 1952 TO MEET EXPENDITURES AND REQUIRED PAYMENTS | |
| Surplus revenue appropriated .. | \$66,000.00 |
| Miscellaneous revenues realized .. | 127,675.36 |
| State aid revenues realized | 9,933.02 |
| Delinquent taxes including liens—1952 collections .. | 58,256.95 |
| Current taxes—1952 collections.. | 894,966.89 |
| Emergency borrowings | |
| TOTAL RECEIPTS AND REVENUES REALIZED | \$1,156,832.22 |
| CAPITAL OUTLAY—1952 | |
| Beaches and boardwalks | |
| Buildings and equipment | \$16,497.73 |
| Parks and playgrounds | |
| Sewers | 12,003.62 |
| Streets, roads and bridges | 69,154.58 |
| Water supply | |
| Other | |

| | |
|---|---------------------|
| Tax rate | \$7.30 |
| Local school tax rate | 4.23 |
| County tax rate | 0.94 |
| Local purpose tax rate | 2.13 |
| TAXES | |
| Local school tax ... | \$545,469.50 |
| County taxes | 120,726.65 |
| Special district taxes | |
| Total purpose levy | \$666,196.15 |
| Local tax levy (tax duplicate) .. | \$941,426.07 |
| Per Capita Total Tax Levy | |
| | \$73.74 |
| Current | |
| 1952 taxes levied (total) | \$961,886.89 |
| Collected in 1952 | 894,966.89 |
| Per cent of levy collected in 1952 ... | 93.04 |
| Transferred to liens | 124.10 |
| Cancelled, abated or adjusted .. | 4,907.00 |
| Outstanding December 31, 1952 .. | \$61,888.90 |
| All Prior Years Outstanding | |
| Balance January 1, 1952 | \$66,339.76 |
| Collected in 1952 | 58,036.99 |
| Balance December 31, 1952 | \$2,656.12 |
| Tax Title Liens Outstanding | |
| Balance January 1, 1952 | \$894.64 |
| Redeemed by cash | 219.96 |
| Balance December 31, 1952 | \$798.78 |
| Property Acquired by Deed or Foreclosure | |
| Balance January 1, 1952 | \$33,006.63 |
| Sale for cash | 7,475.00 |
| Balance December 31, 1952 | \$25,751.66 |

| | |
|--|-----------------------|
| CAPITAL DEBT, DECEMBER 31, 1952 | |
| Gross Debt | |
| School debt | \$707,000.00 |
| Self-liquidating debt .. | |
| Other capital debt .. | 366,031.00 |
| TOTAL GROSS DEBT | \$1,073,031.00 |
| Per Capita Gross Debt | |
| | \$84.05 |
| Deductions for | |
| School debt | \$707,000.00 |
| Self-liquidating debt .. | |
| Other capital debt .. | |
| TOTAL DEDUCTIONS | 707,000.00 |
| NET DEBT | \$366,031.00 |
| Average Assessed Valuations | |
| Real Property 1950-1951-1952.. | \$11,493,950.00 |
| Per Cent of Net Debt | 3.18 |

| | |
|--|---------------------|
| CURRENT FINANCES DECEMBER 31, 1952 | |
| Cash | \$279,261.12 |
| Taxes receivable | 64,545.02 |
| Tax title liens | 798.78 |
| Foreclosed property | 25,751.66 |
| Accounts receivable | 6,482.16 |
| State road aid receivable .. | |
| Emergencies and deferred charges .. | 1,800.00 |
| TOTAL ASSETS | \$378,638.74 |
| Cash liabilities | \$103,990.12 |
| Reserves | 97,577.62 |
| Surplus revenue | 177,071.00 |
| TOTAL LIABILITIES AND SURPLUS | \$378,638.74 |

NORTHVALE BOROUGH—BERGEN COUNTY

Population Census, 1950—1,455

Land Area 1.3 sq. mi.

Net Valuation Taxable \$1,204,293

| | |
|--|---------------------|
| EXPENDITURES AND REQUIRED PAYMENTS FOR 1952 | |
| General Government | |
| Administrative and executive | \$5,205.00 |
| Assessment and collection of taxes | 3,745.00 |
| Finance Department | |
| Protection to Persons & Property | |
| Fire | 5,800.00 |
| Police | 7,100.00 |
| Other | |
| Streets and Roads | |
| Repairs and maintenance | 5,500.00 |
| Street lighting | 2,400.00 |
| Sanitation | |
| Street cleaning | |
| Garbage and ash removal | |
| Sewers | |
| Health and Charities | |
| Health service | 1,575.00 |
| Poor (including relief) | 285.00 |
| Hospitals (aid and maintenance) | |
| Other | |
| Recreation | |
| Benches and boardwalks | |
| Parks and playgrounds | 500.00 |
| Other | |
| Educational | |
| (Exclusive of school districts) .. | |
| Unclassified Purposes | |
| (Including contingent) | 175.00 |
| SUB-TOTAL—Municipal functions.. | \$32,285.00 |
| Per Capita—Municipal functions | |
| | \$22.19 |
| Capital imp'ts and capital imp't fund | \$1,000.00 |
| Debt Service | |
| Principal payments | \$3,000.00 |
| Interest payments .. | 90.00 |
| Total | 3,090.00 |
| Per Capita Debt Service | |
| | \$2.12 |
| Deferred Charges and Statutory Expenditures | |
| Emergencies | |
| Other deferred chgs. | |
| Total | |
| TOTAL—Municipal expenditures .. | \$36,375.00 |
| Required Payments for Local School, County, and Special District Taxes | |
| | 64,979.86 |
| TOTAL EXPENDITURES AND REQUIRED PAYMENTS | \$101,354.86 |
| Reserve for uncollected taxes | \$8,213.67 |
| GRAND TOTAL—Budget | \$109,568.53 |
| RECEIPTS AND REVENUES REALIZED IN 1952 TO MEET EXPENDITURES AND REQUIRED PAYMENTS | |
| Surplus revenue appropriated .. | \$12,000.00 |
| Miscellaneous revenues realized .. | 26,853.78 |
| State aid revenues realized | 1,391.45 |
| Delinquent taxes including | |
| liens—1952 collections | 4,893.68 |
| Current taxes—1952 collections .. | 77,527.58 |
| Emergency borrowings | |
| TOTAL RECEIPTS AND REVENUES REALIZED | \$122,666.40 |

CAPITAL OUTLAY—1952

| | |
|----------------------------------|----------|
| Beaches and boardwalks | |
| Buildings and equipment | |
| Parks and playgrounds | |
| Sewers | |
| Streets, roads and bridges | \$364.02 |
| Water supply | |
| Other | |

| | |
|---|--------------------|
| Local school tax rate | \$6.81 |
| Tax rate | |
| Local school tax rate | 4.58 |
| County tax rate | 0.81 |
| Local purpose tax rate | 1.42 |
| TAXES | |
| Local school tax ... | \$55,188.50 |
| County taxes | 9,791.36 |
| Special district taxes | |
| Local purpose levy | \$64,979.86 |
| | 17,021.67 |
| Total tax levy (tax duplicate) .. | \$82,001.53 |
| Per Capita Total Tax Levy | |
| | \$56.36 |
| Current | |
| 1952 taxes levied (total) | \$84,252.20 |
| Collected in 1952 | 77,527.58 |
| Per cent of levy collected in 1952 ... | 92.02 |
| Transferred to liens | 1,746.94 |
| Cancelled, abated or adjusted .. | 162.28 |
| Outstanding December 31, 1952 .. | \$4,815.40 |
| All Prior Years Outstanding | |
| Balance January 1, 1952 | \$5,075.24 |
| Collected in 1952 | 4,878.55 |
| Balance December 31, 1952 | \$74.18 |
| Tax Title Liens Outstanding | |
| Balance January 1, 1952 | \$23,630.36 |
| Redeemed by cash | 15.13 |
| Balance December 31, 1952 | \$26,648.42 |
| Property Acquired by Deed or Foreclosure | |
| Balance January 1, 1952 | \$22,506.00 |
| Sale for cash | 12,805.00 |
| Balance December 31, 1952 | \$12,111.00 |

CAPITAL DEBT, DECEMBER 31, 1952

| | |
|------------------------------------|--------------------|
| Gross Debt | |
| School debt | |
| Self-liquidating debt .. | |
| Other capital debt .. | \$19,000.00 |
| TOTAL GROSS DEBT | \$19,000.00 |
| Per Capita Gross Debt | |
| | \$13.06 |
| Deductions for | |
| School debt | |
| Self-liquidating debt .. | |
| Other capital debt .. | |
| TOTAL DEDUCTIONS | |
| NET DEBT | \$19,000.00 |
| Average Assessed Valuations | |
| Real Property 1950-1951-1952 .. | \$1,141,859.00 |
| Per Cent of Net Debt | 1.66 |

CURRENT FINANCES DECEMBER 31, 1952

| | |
|--|--------------------|
| Cash | \$50,955.34 |
| Taxes receivable | 4,889.58 |
| Tax title liens | 24,648.42 |
| Foreclosed property | 12,111.00 |
| Accounts receivable | 66.91 |
| State road aid receivable | |
| Emergencies and deferred charges .. | |
| TOTAL ASSETS | \$92,671.25 |
| Cash liabilities | \$6,807.51 |
| Reserves | 41,715.91 |
| Surplus revenue | 44,147.83 |
| TOTAL LIABILITIES AND SURPLUS | \$92,671.25 |

NORTH WILDWOOD CITY—CAPE MAY COUNTY

Population Census, 1950—3,158

Land Area 1.8 sq. mi.

Net Valuation Taxable \$7,137,038

EXPENDITURES AND REQUIRED PAYMENTS FOR 1952

| | |
|---|---------------------|
| General Government | |
| Administrative and executive | \$51,102.62 |
| Assessment and collection of taxes | 19,267.93 |
| Finance Department | |
| Protection to Persons & Property | |
| Fire | 29,593.23 |
| Police | 70,044.02 |
| Other | 2,515.00 |
| Streets and Roads | |
| Repairs and maintenance | 49,100.00 |
| Street lighting | 20,000.00 |
| Sanitation | |
| Street cleaning | |
| Garbage and ash removal | 17,190.00 |
| Sewers | 43,250.00 |
| Health and Charities | |
| Health service | 4,550.00 |
| Poor (including relief) | 500.00 |
| Hospitals (aid and maintenance) | |
| Other | |
| Recreation | |
| Beaches and boardwalks | |
| Parks and playgrounds | |
| Other | |
| Educational | |
| (Exclusive of school districts) | |
| Unclassified Purposes | |
| (Including contingent) | 4,286.29 |
| SUB-TOTAL—Municipal functions.. | \$311,399.09 |

| | |
|---|----------------|
| Per Capita—Municipal functions | \$98.61 |
| Capital imp'ts and capital imp't fund | \$30,000.00 |
| Debt Service | |
| Principal payments | \$101,500.00 |
| Interest payments | 30,785.00 |

| | |
|--|----------------|
| Total | 132,285.00 |
| Per Capita Debt Service | |
| | \$41.89 |

| | |
|--|---------------------|
| Deferred Charges and Statutory Expenditures | |
| Emergencies | |
| Other deferred chgs. | \$11,076.00 |
| Total | 11,076.00 |
| TOTAL—Municipal expenditures | \$484,760.09 |

| | |
|---|-------------------|
| Required Payments for Local School, County, and Special District Taxes | 187,999.47 |
|---|-------------------|

TOTAL EXPENDITURES AND REQUIRED PAYMENTS

| | |
|---|---------------------|
| | \$672,759.56 |
| Reserve for uncollected taxes | \$81,438.30 |
| GRAND TOTAL—Budget | \$754,197.86 |

RECEIPTS AND REVENUES REALIZED IN 1952 TO MEET EXPENDITURES AND REQUIRED PAYMENTS

| | |
|---|-------------|
| Surplus revenue appropriated | \$80,000.00 |
| Miscellaneous revenues realized | 83,461.71 |
| State aid revenues realized | 21,688.00 |
| Delinquent taxes including | |
| liens—1952 collections | 43,301.22 |
| Current taxes—1952 collections.. | 512,592.94 |
| Emergency borrowings | |

TOTAL RECEIPTS AND REVENUES REALIZED

| | |
|--|---------------------|
| | \$741,043.87 |
|--|---------------------|

CAPITAL OUTLAY—1952

| | |
|--------------------------------------|------------|
| Beaches and boardwalks | |
| Buildings and equipment | \$7,951.00 |
| Parks and playgrounds | |
| Sewers | |
| Streets, roads and bridges | 262.50 |
| Water supply | |
| Other | |

| | |
|----------------------------------|---------------|
| Tax rate | \$7.71 |
| Local school tax rate | 1.37 |
| County tax rate | 1.26 |
| Local purpose tax rate | 5.08 |

TAXES

| | |
|--|---------------------|
| Local school tax | \$98,100.55 |
| County taxes | 89,898.92 |
| Special district taxes | |
| Local purpose levy | \$187,999.47 |
| | 361,798.77 |
| Total tax levy (tax duplicate) .. | \$549,798.24 |

Per Capita Total Tax Levy

| | |
|--|-----------------|
| | \$174.10 |
| Current | |
| 1952 taxes levied (total) | \$555,300.86 |
| Collected in 1952 | 512,592.94 |
| Per cent of levy collected in 1952 | 92.30 |
| Transferred to liens | 3,060.97 |
| Cancelled, abated or adjusted | 927.22 |
| Outstanding December 31, 1952 .. | \$38,719.73 |

| | |
|-------------------------------------|-------------|
| All Prior Years Outstanding | |
| Balance January 1, 1952 | \$40,935.55 |
| Collected in 1952 | 40,790.78 |
| Balance December 31, 1952 | \$41.09 |

| | |
|-------------------------------------|-------------|
| Tax Title Liens Outstanding | |
| Balance January 1, 1952 | \$40,884.41 |
| Redeemed by cash | 2,510.44 |
| Balance December 31, 1952 | \$20,569.36 |

| | |
|---|--------------|
| Property Acquired by Deed or Foreclosure | |
| Balance January 1, 1952 | \$128,645.00 |
| Sale for cash | 856.00 |
| Balance December 31, 1952 | \$133,365.00 |

CAPITAL DEBT, DECEMBER 31, 1952

| | |
|---------------------------------|--------------|
| Gross Debt | |
| School debt | |
| Self-liquidating debt | |
| Other capital debt | \$734,701.00 |

| | |
|--|---------------------|
| TOTAL GROSS DEBT | \$734,701.00 |
| Per Capita Gross Debt | \$232.65 |

| | |
|---------------------------------|------------|
| Deductions for | |
| School debt | |
| Self-liquidating debt | |
| Other capital debt | \$5,094.00 |

| | |
|-----------------------------------|---------------------|
| TOTAL DEDUCTIONS | 5,094.00 |
| NET DEBT | \$729,607.00 |

| | |
|------------------------------------|----------------|
| Average Assessed Valuations | |
| Real Property 1950-1951-1952.. | \$6,252,120.00 |
| Per Cent of Net Debt | 11.66 |

CURRENT FINANCES DECEMBER 31, 1952

| | |
|--|--------------|
| Cash | \$214,415.96 |
| Taxes receivable | 38,760.82 |
| Tax title liens | 20,569.36 |
| Foreclosed property | 133,989.00 |
| Accounts receivable | 118.65 |
| State road aid receivable | 270.74 |
| Emergencies and deferred charges | |

TOTAL ASSETS

| | |
|----------------------------|---------------------|
| | \$408,124.53 |
| Cash liabilities | \$118,425.23 |
| Reserves | 193,437.83 |
| Surplus revenue | 96,261.47 |

TOTAL LIABILITIES AND SURPLUS

| | |
|--|---------------------|
| | \$408,124.53 |
|--|---------------------|

NORWOOD BOROUGH—BERGEN COUNTY

Population Census, 1950—1,792

Land Area 2.9 sq. mi.

Net Valuation Taxable \$1,867,738

| | |
|--|---------------------|
| EXPENDITURES AND REQUIRED PAYMENTS FOR 1952 | |
| General Government | |
| Administrative and executive | \$5,750.00 |
| Assessment and collection of taxes | 7,625.00 |
| Finance Department | 750.00 |
| Protection to Persons & Property | |
| Fire | 9,390.00 |
| Police | 13,450.00 |
| Other | |
| Streets and Roads | |
| Repairs and maintenance | 8,700.00 |
| Street lighting | 3,800.00 |
| Sanitation | |
| Street cleaning | |
| Garbage and ash removal | |
| Sewers | |
| Health and Charities | |
| Health service | 2,980.00 |
| Poor (including relief) | 375.00 |
| Hospitals (aid and maintenance) | |
| Other | |
| Recreation | |
| Beaches and boardwalks | |
| Parks and playgrounds | |
| Other | |
| Educational | |
| (Exclusive of school districts) .. | 920.00 |
| Unclassified Purposes | |
| (Including contingent) | 350.00 |
| SUB-TOTAL—Municipal functions.. | \$54,090.00 |
| Per Capita—Municipal functions | |
| | \$30.18 |
| Capital imp'ts and capital imp't fund | \$1,000.00 |
| Debt Service | |
| Principal payments .. | |
| Interest payments .. | |
| Total | |
| Per Capita Debt Service | |
| | |
| Deferred Charges and Statutory Expenditures | |
| Emergencies | \$375.00 |
| Other deferred chgs. | |
| Total | 375.00 |
| TOTAL—Municipal expenditures .. | \$55,465.00 |
| Required Payments for Local School, County, and Special District Taxes | |
| | 107,804.76 |
| TOTAL EXPENDITURES AND REQUIRED PAYMENTS | \$163,269.76 |
| Reserve for uncollected taxes | \$39,414.74 |
| GRAND TOTAL—Budget | \$202,684.50 |
| RECEIPTS AND REVENUES REALIZED IN 1952 TO MEET EXPENDITURES AND REQUIRED PAYMENTS | |
| Surplus revenue appropriated .. | \$26,000.00 |
| Miscellaneous revenues realized .. | 30,215.84 |
| State aid revenues realized | 2,678.89 |
| Delinquent taxes including | |
| liens—1952 collections | 22,001.22 |
| Current taxes—1952 collections.. | 124,514.94 |
| Emergency borrowings | |
| TOTAL RECEIPTS AND REVENUES REALIZED | \$205,410.80 |

CAPITAL OUTLAY—1952

| | |
|----------------------------------|-------|
| Beaches and boardwalks | |
| Buildings and equipment | |
| Parks and playgrounds | |
| Sewers | |
| Streets, roads and bridges | |
| Water supply | |
| Other | |

| | |
|------------------------------|---------------|
| Tax rate | \$7.90 |
| Local school tax rate | 4.96 |
| County tax rate | 0.81 |
| Local purpose tax rate | 2.13 |

TAXES

| | | |
|--|--------------|---------------------|
| Local school tax .. | \$92,612.33 | |
| County taxes | 15,192.43 | |
| Special district taxes | | |
| Local purpose levy | | \$107,804.76 |
| | | 39,579.74 |
| Total tax levy (tax duplicate) .. | | \$147,384.50 |

Per Capita Total Tax Levy **\$82.25**

Current

| | |
|---------------------------------------|--------------|
| 1952 taxes levied (total) | \$149,346.92 |
| Collected in 1952 | 124,514.94 |
| Per cent of levy collected in 1952 .. | 83.37 |
| Transferred to liens | 15,426.52 |
| Cancelled, abated or adjusted .. | 414.75 |
| Outstanding December 31, 1952 .. | \$8,990.71 |

All Prior Years Outstanding

| | |
|---------------------------------|------------|
| Balance January 1, 1952 | \$8,230.10 |
| Collected in 1952 | 7,602.99 |
| Balance December 31, 1952 | \$5.43 |

Tax Title Liens Outstanding

| | |
|---------------------------------|--------------|
| Balance January 1, 1952 | \$299,051.75 |
| Redeemed by cash | 14,398.23 |
| Balance December 31, 1952 | \$239,275.95 |

Property Acquired by Deed or Foreclosure

| | |
|---------------------------------|-------------|
| Balance January 1, 1952 | \$20,270.00 |
| Sale for cash | 600.00 |
| Balance December 31, 1952 | \$47,620.00 |

CAPITAL DEBT, DECEMBER 31, 1952

| | |
|------------------------------------|---------------------|
| Gross Debt | |
| School debt | \$273,000.00 |
| Self-liquidating debt | |
| Other capital debt .. | |
| TOTAL GROSS DEBT | \$273,000.00 |
| Per Capita Gross Debt | \$152.34 |

Deductions for

| | |
|-------------------------------|---------------------|
| School debt | \$100,454.00 |
| Self-liquidating debt .. | |
| Other capital debt .. | |
| TOTAL DEDUCTIONS | 100,454.00 |
| NET DEBT | \$172,546.00 |

Average Assessed Valuations

| | |
|--------------------------------|----------------|
| Real Property 1950-1951-1952.. | \$1,674,231.00 |
| Per Cent of Net Debt | 10.30 |

CURRENT FINANCES DECEMBER 31, 1952

| | |
|-------------------------------------|---------------------|
| Cash | \$103,286.71 |
| Taxes receivable | 8,996.14 |
| Tax title liens | 239,275.95 |
| Foreclosed property | 47,620.00 |
| Accounts receivable | 147.79 |
| State road aid receivable .. | |
| Emergencies and deferred charges .. | |
| TOTAL ASSETS | \$399,326.59 |

| | |
|------------------------|-------------|
| Cash liabilities | \$18,741.65 |
| Reserves | 296,039.88 |
| Surplus revenue | 84,545.06 |

TOTAL LIABILITIES AND SURPLUS **\$399,326.59**

NUTLEY TOWN—ESSEX COUNTY

Population Census, 1950—26,992

Land Area 3.4 sq. mi.

Net Valuation Taxable \$39,506,308

| | |
|--|-----------------------|
| EXPENDITURES AND REQUIRED PAYMENTS FOR 1952 | |
| General Government | |
| Administrative and executive | \$93,904.69 |
| Assessment and collection of taxes | 37,326.16 |
| Finance Department | 18,354.92 |
| Protection to Persons & Property | |
| Fire | 75,750.60 |
| Police | 183,981.14 |
| Other | 6,959.00 |
| Streets and Roads | |
| Repairs and maintenance | 106,396.00 |
| Street lighting | 40,200.00 |
| Sanitation | |
| Street cleaning | 77,200.00 |
| Garbage and ash removal | 68,132.45 |
| Sewers | 28,979.97 |
| Health and Charities | |
| Health service | 12,269.92 |
| Poor (including relief) | 12,269.92 |
| Hospitals (aid and maintenance) | 1,000.00 |
| Other | 1,000.00 |
| Recreation | |
| Beaches and boardwalks | 40,189.93 |
| Parks and playgrounds | 8,700.00 |
| Other | 8,700.00 |
| Educational | |
| (Exclusive of school districts) | 49,400.00 |
| Unclassified Purposes | |
| (Including contingent) | 29,917.75 |
| SUB-TOTAL—Municipal functions.. | \$878,662.53 |
| Per Capita—Municipal functions | |
| Capital imp'ts and capital imp't fund | \$32.55 |
| Capital imp'ts and capital imp't fund | \$48,298.84 |
| Debt Service | |
| Principal payments | \$114,081.45 |
| Interest payments | 27,304.12 |
| Total | 141,385.57 |
| Per Capita Debt Service | |
| | \$5.24 |
| Deferred Charges and Statutory Expenditures | |
| Emergencies | \$2,000.00 |
| Other deferred chgs. | 70,574.84 |
| Total | 72,574.84 |
| TOTAL—Municipal expenditures | \$1,140,921.78 |
| Required Payments for Local School, County, and Special District Taxes | |
| | 1,542,998.55 |
| TOTAL EXPENDITURES AND REQUIRED PAYMENTS | \$2,683,920.33 |
| Reserve for uncollected taxes | \$128,634.75 |
| GRAND TOTAL—Budget | \$2,812,555.08 |
| RECEIPTS AND REVENUES REALIZED IN 1952 TO MEET EXPENDITURES AND REQUIRED PAYMENTS | |
| Surplus revenue appropriated | \$115,000.00 |
| Miscellaneous revenues realized | 281,144.00 |
| State aid revenues realized | 17,362.35 |
| Delinquent taxes including | |
| liens—1952 collections | 64,071.51 |
| Current taxes—1952 collections | 2,293,318.04 |
| Emergency borrowings | |
| TOTAL RECEIPTS AND REVENUES REALIZED | \$2,770,895.90 |
| CAPITAL OUTLAY—1952 | |
| Beaches and boardwalks | |
| Buildings and equipment | \$28,493.94 |
| Parks and playgrounds | 520.00 |
| Sewers | |
| Streets, roads and bridges | 47,213.74 |
| Water supply | 8,688.42 |
| Other | 35,532.24 |

| | |
|---|-----------------------|
| Tax rate | \$5.91 |
| Local school tax rate | 2.86 |
| County tax rate | 1.04 |
| Local purpose tax rate | 2.01 |
| TAXES | |
| Local school tax | \$1,130,677.73 |
| County taxes | 412,320.82 |
| Special district taxes | |
| Local purpose levy | \$1,542,998.55 |
| | 795,135.77 |
| Total tax levy (tax duplicate) | \$2,338,134.32 |
| Per Capita Total Tax Levy | |
| | \$86.62 |
| Current | |
| 1952 taxes levied (total) | \$2,357,574.81 |
| Collected in 1952 | 2,293,318.04 |
| Per cent of levy collected in 1952 | 97.27 |
| Transferred to liens | 1,281.09 |
| Cancelled, abated or adjusted | 3,422.55 |
| Outstanding December 31, 1952 | \$59,553.13 |
| All Prior Years Outstanding | |
| Balance January 1, 1952 | \$76,431.99 |
| Collected in 1952 | 63,750.17 |
| Balance December 31, 1952 | \$10,664.27 |
| Tax Title Liens Outstanding | |
| Balance January 1, 1952 | \$10,520.16 |
| Redeemed by cash | 321.34 |
| Balance December 31, 1952 | \$5,551.85 |
| Property Acquired by Deed or Foreclosure | |
| Balance January 1, 1952 | \$250,999.96 |
| Sale for cash | 27,855.00 |
| Balance December 31, 1952 | \$234,045.50 |
| CAPITAL DEBT, DECEMBER 31, 1952 | |
| Gross Debt | |
| School debt | \$492,000.00 |
| Self-liquidating debt | 160,788.00 |
| Other capital debt | 845,973.00 |
| TOTAL GROSS DEBT | \$1,498,761.00 |
| Per Capita Gross Debt | |
| | \$55.53 |
| Deductions for | |
| School debt | \$492,000.00 |
| Self-liquidating debt | 160,788.00 |
| Other capital debt | 730.00 |
| TOTAL DEDUCTIONS | 653,518.00 |
| NET DEBT | \$845,243.00 |
| Average Assessed Valuations | |
| Real Property 1950-1951-1952 | \$33,911,050.00 |
| Per Cent of Net Debt | 2.49 |
| CURRENT FINANCES DECEMBER 31, 1952 | |
| Cash | \$445,689.45 |
| Taxes receivable | 70,217.40 |
| Tax title liens | 5,551.85 |
| Foreclosed property | 234,045.50 |
| Accounts receivable | 126.07 |
| State road aid receivable | 9,370.77 |
| Emergencies and deferred charges | 1,000.00 |
| TOTAL ASSETS | \$766,001.04 |
| Cash liabilities | \$87,427.59 |
| Reserves | 309,940.82 |
| Surplus revenue | 368,632.63 |
| TOTAL LIABILITIES AND SURPLUS | \$766,001.04 |

OAKLAND BOROUGH—BERGEN COUNTY

Population Census, 1950—1,817

Land Area 9.1 sq. mi.

Net Valuation Taxable \$3,121,335

| | |
|--|---------------------|
| EXPENDITURES AND REQUIRED PAYMENTS FOR 1952 | |
| General Government | |
| Administrative and executive | \$18,470.00 |
| Assessment and collection of taxes | 8,825.00 |
| Finance Department | |
| Protection to Persons & Property | |
| Fire | 15,022.00 |
| Police | 12,475.00 |
| Other | |
| Streets and Roads | |
| Repairs and maintenance | 14,500.00 |
| Street lighting | 3,000.00 |
| Sanitation | |
| Street cleaning | |
| Garbage and ash removal | |
| Sewers | |
| Health and Charities | |
| Health service | 3,800.00 |
| Poor (including relief) | 600.00 |
| Hospitals (aid and maintenance) | |
| Other | |
| Recreation | |
| Beaches and boardwalks | |
| Parks and playgrounds | |
| Other | |
| Educational | |
| (Exclusive of school districts) .. | 900.00 |
| Unclassified Purposes | |
| (Including contingent) | 1,200.00 |
| SUB-TOTAL—Municipal functions.. | \$78,792.00 |
| Per Capita—Municipal functions | \$43.36 |
| Capital imp'ts and capital imp't fund | \$5,000.00 |
| Debt Service | |
| Principal payments .. | |
| Interest payments .. | \$100.00 |
| Total | 100.00 |
| Per Capita Debt Service | |
| | \$0.06 |
| Deferred Charges and Statutory Expenditures | |
| Emergencies | |
| Other deferred chgs. .. | \$4,623.35 |
| Total | 4,623.35 |
| TOTAL—Municipal expenditures .. | \$88,515.35 |
| Required Payments for Local School, County, and Special District Taxes | |
| | 144,051.69 |
| TOTAL EXPENDITURES AND REQUIRED PAYMENTS | |
| | \$232,567.04 |
| Reserve for uncollected taxes | \$19,624.00 |
| GRAND TOTAL—Budget | \$252,191.04 |
| RECEIPTS AND REVENUES REALIZED IN 1952 TO MEET EXPENDITURES AND REQUIRED PAYMENTS | |
| Surplus revenue appropriated .. | \$25,000.00 |
| Miscellaneous revenues realized .. | 27,085.37 |
| State aid revenues realized | 2,621.89 |
| Delinquent taxes including | |
| liens—1952 collections | 11,787.23 |
| Current taxes—1952 collections .. | 184,787.15 |
| Emergency borrowings | |
| TOTAL RECEIPTS AND REVENUES REALIZED | \$251,281.64 |

CAPITAL OUTLAY—1952

| | |
|----------------------------------|-------------|
| Beaches and boardwalks | |
| Buildings and equipment | \$13,700.00 |
| Parks and playgrounds | |
| Sewers | |
| Streets, roads and bridges | |
| Water supply | 10,793.14 |
| Other | |

| | |
|------------------------------|---------------|
| Tax rate | \$6.30 |
| Local school tax rate | 3.80 |
| County tax rate | 0.81 |
| Local purpose tax rate | 1.69 |

TAXES

| | | |
|--|------------------|---------------------|
| Local school tax ... | \$118,665.83 | |
| County taxes | 25,385.86 | |
| Special district taxes | | |
| Local purpose levy | 52,565.10 | \$144,051.69 |
| Total tax levy (tax duplicate) .. | | \$196,616.79 |

| | |
|--|-----------------|
| Per Capita Total Tax Levy | \$108.21 |
|--|-----------------|

| | |
|--|--------------|
| Current | |
| 1952 taxes levied (total) | \$199,999.54 |
| Collected in 1952 | 184,787.15 |
| Per cent of levy collected in 1952 ... | 92.39 |
| Transferred to liens | 455.25 |
| Cancelled, abated or adjusted | 826.45 |
| Outstanding December 31, 1952 .. | \$13,930.69 |

| | |
|------------------------------------|-------------|
| All Prior Years Outstanding | |
| Balance January 1, 1952 | \$10,661.44 |
| Collected in 1952 | 10,461.96 |
| Balance December 31, 1952 | \$225.81 |

| | |
|------------------------------------|------------|
| Tax Title Liens Outstanding | |
| Balance January 1, 1952 | \$7,026.36 |
| Redeemed by cash | 1,356.08 |
| Balance December 31, 1952 | \$6,125.53 |

| | |
|---|------------|
| Property Acquired by Deed or Foreclosure | |
| Balance January 1, 1952 | \$5,100.00 |
| Sale for cash | |
| Balance December 31, 1952 | \$5,100.00 |

CAPITAL DEBT, DECEMBER 31, 1952

| | |
|------------------------------------|---------------------|
| Gross Debt | |
| School debt | \$153,000.00 |
| Self-liquidating debt .. | 98,000.00 |
| Other capital debt .. | 10,339.00 |
| TOTAL GROSS DEBT | \$261,339.00 |
| Per Capita Gross Debt | \$143.83 |

| | |
|-------------------------------|--------------------|
| Deductions for | |
| School debt | \$153,000.00 |
| Self-liquidating debt .. | 98,000.00 |
| Other capital debt .. | |
| TOTAL DEDUCTIONS | 251,000.00 |
| NET DEBT | \$10,339.00 |

| | |
|------------------------------------|----------------|
| Average Assessed Valuations | |
| Real Property 1950-1951-1952 .. | \$2,706,899.00 |
| Per Cent of Net Debt | 0.38 |

CURRENT FINANCES DECEMBER 31, 1952

| | |
|-------------------------------------|---------------------|
| Cash | \$114,188.93 |
| Taxes receivable | 14,156.50 |
| Tax title liens | 6,125.53 |
| Foreclosed property | 5,100.00 |
| Accounts receivable | 5,862.14 |
| State road aid receivable .. | |
| Emergencies and deferred charges .. | 2,347.89 |
| TOTAL ASSETS | \$147,780.99 |

| | |
|------------------------|-------------|
| Cash liabilities | \$75,613.23 |
| Reserves | 31,244.17 |
| Surplus revenue | 40,923.59 |

| | |
|--|---------------------|
| TOTAL LIABILITIES AND SURPLUS | \$147,780.99 |
|--|---------------------|

OAKLYN BOROUGH—CAMDEN COUNTY

Population Census, 1950—4,889

Land Area 0.72 sq. mi.

Net Valuation Taxable \$3,494,083

EXPENDITURES AND REQUIRED PAYMENTS FOR 1952

| | |
|---|--------------------|
| General Government | |
| Administrative and executive | \$15,703.20 |
| Assessment and collection of taxes | 4,900.00 |
| Finance Department | 3,615.00 |
| Protection to Persons & Property | |
| Fire | 7,970.00 |
| Police | 25,943.88 |
| Other | |
| Streets and Roads | |
| Repairs and maintenance | 14,727.00 |
| Street lighting | 5,443.64 |
| Sanitation | |
| Street cleaning | |
| Garbage and ash removal | |
| Sewers | 10,250.00 |
| Health and Charities | |
| Health service | 485.00 |
| Poor (including relief) | 325.00 |
| Hospitals (aid and maintenance) | |
| Other | |
| Recreation | |
| Beaches and boardwalks | |
| Parks and playgrounds | 1,609.28 |
| Other | |
| Educational | |
| (Exclusive of school districts) .. | 600.00 |
| Unclassified Purposes | |
| (Including contingent) | 100.00 |
| SUB-TOTAL—Municipal functions.. | \$91,672.00 |

| | |
|---|----------------|
| Per Capita—Municipal functions | \$18.75 |
| Capital imp'ts and capital imp't fund | \$15,540.00 |
| Debt Service | |
| Principal payments .. | \$26,250.00 |
| Interest payments .. | 10,661.00 |

| | |
|--|---------------|
| Total | 36,911.00 |
| Per Capita Debt Service | \$7.55 |
| Deferred Charges and Statutory Expenditures | |
| Emergencies | |
| Other deferred chgs. | |
| Total | |

TOTAL—Municipal expenditures .. \$144,123.00
Required Payments for Local School, County, and Special District Taxes 192,181.93

TOTAL EXPENDITURES AND REQUIRED PAYMENTS \$336,304.93

 Reserve for uncollected taxes
 \$14,900.00 |**GRAND TOTAL—Budget** \$351,204.93

RECEIPTS AND REVENUES REALIZED IN 1952 TO MEET EXPENDITURES AND REQUIRED PAYMENTS

| | |
|---|---------------------|
| Surplus revenue appropriated .. | \$19,000.00 |
| Miscellaneous revenues realized .. | 63,009.81 |
| State aid revenues realized | 3,795.37 |
| Delinquent taxes including | |
| liens—1952 collections | 10,676.54 |
| Current taxes—1952 collections.. | 266,615.66 |
| Emergency borrowings | |
| TOTAL RECEIPTS AND REVENUES REALIZED | \$363,097.38 |

CAPITAL OUTLAY—1952

| | |
|----------------------------------|--|
| Beaches and boardwalks | |
| Buildings and equipment | |
| Parks and playgrounds | |
| Sewers | |
| Streets, roads and bridges | |
| Water supply | |
| Other | |

| | |
|------------------------------|---------------|
| Tax rate | \$7.80 |
| Local school tax rate | 3.88 |
| County tax rate | 1.62 |
| Local purpose tax rate | 2.30 |

TAXES

| | |
|------------------------------|--------------|
| Local school tax ... | \$135,505.67 |
| County taxes | 56,676.26 |
| Special district taxes | |

| | |
|--------------------------|--------------|
| Local purpose levy | \$192,181.93 |
| | 80,983.00 |

Total tax levy (tax duplicate) .. \$273,164.93
Per Capita Total Tax Levy \$55.87

Current

| | |
|---------------------------------------|--------------|
| 1952 taxes levied (total) | \$276,644.50 |
| Collected in 1952 | 266,615.66 |
| Per cent of levy collected in 1952 .. | 96.37 |
| Transferred to liens | 19.50 |
| Cancelled, abated or adjusted .. | 303.60 |
| Outstanding December 31, 1952 .. | \$9,705.74 |

All Prior Years Outstanding

| | |
|---------------------------------|-------------|
| Balance January 1, 1952 | \$13,350.60 |
| Collected in 1952 | 10,649.99 |
| Balance December 31, 1952 | \$2,124.64 |

Tax Title Liens Outstanding

| | |
|---------------------------------|----------|
| Balance January 1, 1952 | \$306.37 |
| Redeemed by cash | |
| Balance December 31, 1952 | \$325.87 |

Property Acquired by Deed or Foreclosure

| | |
|---------------------------------|------------|
| Balance January 1, 1952 | \$2,503.00 |
| Sale for cash | 4,600.00 |
| Balance December 31, 1952 | \$1,003.00 |

CAPITAL DEBT, DECEMBER 31, 1952
Gross Debt

| | |
|--------------------------|-------------|
| School debt | \$49,300.00 |
| Self-liquidating debt .. | |
| Other capital debt .. | 388,000.00 |

TOTAL GROSS DEBT \$437,300.00

Per Capita Gross Debt \$89.45

Deductions for

| | |
|--------------------------|-------------|
| School debt | \$49,300.00 |
| Self-liquidating debt .. | |
| Other capital debt .. | |

TOTAL DEDUCTIONS 49,300.00

NET DEBT \$388,000.00

Average Assessed Valuations
Real Property 1950-1951-1952.. \$3,229,194.00

Per Cent of Net Debt 12.01

CURRENT FINANCES DECEMBER 31, 1952

| | |
|-------------------------------------|---------------------|
| Cash | \$199,287.40 |
| Taxes receivable | 11,830.38 |
| Tax title liens | 325.87 |
| Foreclosed property | 1,003.00 |
| Accounts receivable | 5,738.60 |
| State road aid receivable | |
| Emergencies and deferred charges .. | 2,040.00 |
| TOTAL ASSETS | \$220,225.25 |

| | |
|------------------------|-------------|
| Cash liabilities | \$24,204.81 |
| Reserves | 18,897.85 |
| Surplus revenue | 177,122.59 |

TOTAL LIABILITIES AND SURPLUS
\$220,225.25

OCEAN TOWNSHIP—MONMOUTH COUNTY

Population Census, 1950—6,734

Land Area 11.1 sq. mi.

Net Valuation Taxable \$6,214,211

| | |
|--|---------------------|
| EXPENDITURES AND REQUIRED PAYMENTS FOR 1952 | |
| General Government | |
| Administrative and executive | \$29,160.00 |
| Assessment and collection of taxes | 19,466.00 |
| Finance Department | 1,400.00 |
| Protection to Persons & Property | |
| Fire | 600.00 |
| Police | 59,805.50 |
| Other | |
| Streets and Roads | |
| Repairs and maintenance | 74,710.00 |
| Street lighting | 13,780.00 |
| Sanitation | |
| Street cleaning | |
| Garbage and ash removal | 41,350.00 |
| Sewers | |
| Health and Charities | |
| Health service | 11,796.00 |
| Poor (including relief) | 3,100.00 |
| Hospitals (aid and maintenance) | 500.00 |
| Other | |
| Recreation | |
| Beaches and boardwalks | |
| Parks and playgrounds | |
| Other | |
| Educational | |
| (Exclusive of school districts) .. | |
| Unclassified Purposes | |
| (Including contingent) | 2,000.00 |
| SUB-TOTAL—Municipal functions.. | \$257,667.50 |
| Per Capita—Municipal functions | |
| Capital imp'ts and capital imp't fund | \$38.26 |
| Capital imp'ts and capital imp't fund | \$13,900.00 |
| Debt Service | |
| Principal payments .. | \$19,000.00 |
| Interest payments .. | 1,350.00 |
| Total | 20,350.00 |
| Per Capita Debt Service | |
| | \$3.02 |
| Deferred Charges and Statutory Expenditures | |
| Emergencies | |
| Other deferred chgs. .. | \$2,500.00 |
| Total | 2,500.00 |
| TOTAL—Municipal expenditures .. | \$294,417.50 |
| Required Payments for Local School, County, and Special District Taxes | |
| | 443,630.73 |
| TOTAL EXPENDITURES AND REQUIRED PAYMENTS | \$738,048.23 |
| Reserve for uncollected taxes | \$107,816.86 |
| GRAND TOTAL—Budget | \$845,865.09 |
| RECEIPTS AND REVENUES REALIZED IN 1952 TO MEET EXPENDITURES AND REQUIRED PAYMENTS | |
| Surplus revenue appropriated .. | \$30,000.00 |
| Miscellaneous revenues realized .. | 78,611.96 |
| State aid revenues realized | 13,882.00 |
| Delinquent taxes including | |
| liens—1952 collections | 78,147.10 |
| Current taxes—1952 collections.. | 581,406.92 |
| Emergency borrowings | |
| TOTAL RECEIPTS AND REVENUES REALIZED | \$782,047.98 |

CAPITAL OUTLAY—1952

| | |
|----------------------------------|------------|
| Beaches and boardwalks | |
| Buildings and equipment | \$7,350.00 |
| Parks and playgrounds | |
| Sewers | 13,395.90 |
| Streets, roads and bridges | |
| Water supply | |
| Other | |

| | |
|---|---------------------|
| Tax rate | \$9.75 |
| Local school tax rate | 4.50 |
| County tax rate | 1.60 |
| Local purpose tax rate | 3.65 |
| TAXES | |
| Local school tax ... | \$279,333.66 |
| County taxes | 99,200.63 |
| Special district taxes | 65,096.44 |
| Local purpose levy | \$443,630.73 |
| | 227,305.87 |
| Total tax levy (tax duplicate) .. | \$670,936.60 |
| Per Capita Total Tax Levy | |
| | \$99.63 |
| Current | |
| 1952 taxes levied (total) | \$671,392.47 |
| Collected in 1952 | 581,406.92 |
| Per cent of levy collected in 1952 ... | 86.59 |
| Transferred to liens | 17,974.19 |
| Cancelled, abated or adjusted | |
| Outstanding December 31, 1952 .. | \$72,011.36 |
| All Prior Years Outstanding | |
| Balance January 1, 1952 | \$72,007.59 |
| Collected in 1952 | 66,840.82 |
| Balance December 31, 1952 | \$4,943.29 |
| Tax Title Liens Outstanding | |
| Balance January 1, 1952 | \$187,797.60 |
| Redeemed by cash | 11,306.28 |
| Balance December 31, 1952 | \$194,848.76 |
| Property Acquired by Deed or Foreclosure | |
| Balance January 1, 1952 | \$37,842.54 |
| Sale for cash | 10,595.00 |
| Balance December 31, 1952 | \$27,247.54 |

CAPITAL DEBT, DECEMBER 31, 1952

| | |
|------------------------------------|---------------------|
| Gross Debt | |
| School debt | \$312,000.00 |
| Self-liquidating debt .. | |
| Other capital debt .. | 96,750.00 |
| TOTAL GROSS DEBT | \$408,750.00 |
| Per Capita Gross Debt | |
| | \$60.70 |
| Deductions for | |
| School debt | \$312,000.00 |
| Self-liquidating debt .. | |
| Other capital debt .. | |
| TOTAL DEDUCTIONS | 312,000.00 |
| NET DEBT | \$96,750.00 |

| | |
|------------------------------------|----------------|
| Average Assessed Valuations | |
| Real Property 1950-1951-1952.. | \$6,099,356.00 |
| Per Cent of Net Debt | 1.58 |

CURRENT FINANCES DECEMBER 31, 1952

| | |
|--|---------------------|
| Cash | \$209,972.00 |
| Taxes receivable | 76,954.65 |
| Tax title liens | 194,848.76 |
| Foreclosed property | 27,247.54 |
| Accounts receivable | 15,395.90 |
| State road aid receivable | 5,500.00 |
| Emergencies and deferred charges .. | 26.59 |
| TOTAL ASSETS | \$529,945.44 |
| Cash liabilities | \$22,107.87 |
| Reserves | 314,446.85 |
| Surplus revenue | 193,390.72 |
| TOTAL LIABILITIES AND SURPLUS | \$529,945.44 |

OCEAN TOWNSHIP—OCEAN COUNTY

Population Census, 1950—520 Land Area 20.01 sq. mi. Net Valuation Taxable \$432,272

| | |
|--|--------------------|
| EXPENDITURES AND REQUIRED PAYMENTS FOR 1952 | |
| General Government | |
| Administrative and executive | \$4,300.00 |
| Assessment and collection of taxes | 1,950.00 |
| Finance Department | |
| Protection to Persons & Property | |
| Fire | 400.00 |
| Police | 421.25 |
| Other | |
| Streets and Roads | |
| Repairs and maintenance | 3,914.45 |
| Street lighting | 3,000.00 |
| Sanitation | |
| Street cleaning | |
| Garbage and ash removal | |
| Sewers | |
| Health and Charities | |
| Health service | 80.00 |
| Poor (including relief) | 955.00 |
| Hospitals (aid and maintenance) | |
| Other | |
| Recreation | |
| Beaches and boardwalks | |
| Parks and playgrounds | |
| Other | |
| Educational | |
| (Exclusive of school districts) .. | |
| Unclassified Purposes | |
| (Including contingent) | 800.00 |
| SUB-TOTAL—Municipal functions.. | \$15,820.70 |

| | |
|--|--------------------|
| Per Capita—Municipal functions | \$30.42 |
| Capital imp'ts and capital imp't fund | \$2,222.22 |
| Debt Service | |
| Principal payments | |
| Interest payments | |
| Total | |
| Per Capita Debt | |
| Service | |
| Deferred Charges and Statutory Expenditures | |
| Emergencies | |
| Other deferred chgs. | |
| Total | |
| TOTAL—Municipal expenditures ... | \$18,042.92 |

| | |
|---|--------------------|
| Required Payments for Local School, County, and Special District Taxes | 27,301.73 |
| TOTAL EXPENDITURES AND REQUIRED PAYMENTS | \$45,344.65 |
| Reserve for uncollected taxes | \$9,100.94 |
| GRAND TOTAL—Budget | \$54,445.59 |

| | |
|--|--------------------|
| RECEIPTS AND REVENUES REALIZED IN 1952 TO MEET EXPENDITURES AND REQUIRED PAYMENTS | |
| Surplus revenue appropriated .. | \$10,000.00 |
| Miscellaneous revenues realized .. | 9,745.38 |
| State aid revenues realized | 5,433.00 |
| Delinquent taxes including | |
| liens—1952 collections | 4,655.00 |
| current taxes—1952 collections .. | 24,895.22 |
| Emergency borrowings | |
| TOTAL RECEIPTS AND REVENUES REALIZED | \$54,728.60 |

| | |
|----------------------------------|-------|
| CAPITAL OUTLAY—1952 | |
| Beaches and boardwalks | |
| Buildings and equipment | |
| Parks and playgrounds | |
| Sewers | |
| Streets, roads and bridges | |
| Water supply | |
| Other | |

| | |
|------------------------------|---------------|
| Tax rate | \$6.98 |
| Local school tax rate | 4.19 |
| County tax rate | 2.12 |
| Local purpose tax rate | 0.67 |

| | |
|-----------------------------------|--------------------|
| TAXES | |
| Local school tax ... | \$18,127.90 |
| County taxes | 9,173.83 |
| Special district taxes | |
| Local purpose levy | \$27,301.73 |
| Total tax levy (tax duplicate) .. | \$30,172.59 |

| | |
|--|----------------|
| Per Capita Total Tax Levy | \$58.02 |
|--|----------------|

| | |
|---------------------------------------|-------------------|
| Current | |
| 1952 taxes levied (total) | \$31,092.30 |
| Collected in 1952 | 24,895.22 |
| Per cent of levy collected in 1952 .. | 80.06 |
| Transferred to liens | 1,424.77 |
| Cancelled, abated or adjusted .. | 101.57 |
| Outstanding December 31, 1952 .. | \$4,670.74 |

| | |
|------------------------------------|-----------------|
| All Prior Years Outstanding | |
| Balance January 1, 1952 | \$4,971.33 |
| Collected in 1952 | 4,453.48 |
| Balance December 31, 1952 | \$284.62 |

| | |
|------------------------------------|--------------------|
| Tax Title Liens Outstanding | |
| Balance January 1, 1952 | \$21,741.34 |
| Redeemed by cash | 201.52 |
| Balance December 31, 1952 | \$17,884.01 |

| | |
|---|--------------------|
| Property Acquired by Deed or Foreclosure | |
| Balance January 1, 1952 | \$12,229.32 |
| Sale for cash | 9,600.00 |
| Balance December 31, 1952 | \$15,969.32 |

| | |
|--|--------------|
| CAPITAL DEBT, DECEMBER 31, 1952 | |
| Gross Debt | |
| School debt | |
| Self-liquidating debt. | |
| Other capital debt .. | |
| TOTAL GROSS DEBT | |
| Per Capita Gross Debt | |

| | |
|-------------------------------|--------------|
| Deductions for | |
| School debt | |
| Self-liquidating debt. | |
| Other capital debt .. | |
| TOTAL DEDUCTIONS | |
| NET DEBT | |

| | |
|------------------------------------|--------------|
| Average Assessed Valuations | |
| Real Property 1950-1951-1952 .. | \$354,072.00 |
| Per Cent of Net Debt | |

| | |
|---|--------------------|
| CURRENT FINANCES DECEMBER 31, 1952 | |
| Cash | \$49,389.81 |
| Taxes receivable | 4,955.36 |
| Tax title liens | 17,884.01 |
| Foreclosed property | 15,969.32 |
| Accounts receivable | 882.89 |
| State road aid receivable | 2,150.53 |
| Emergencies and deferred charges .. | |
| TOTAL ASSETS | \$91,231.92 |
| Cash liabilities | \$15,902.31 |
| Reserves | 39,691.58 |
| Surplus revenue | 35,638.03 |

| | |
|--|--------------------|
| TOTAL LIABILITIES AND SURPLUS | \$91,231.92 |
|--|--------------------|

OCEAN CITY—CITY—CAPE MAY COUNTY

Population Census, 1950—6,040

Land Area 5.6 sq. mi.

Net Valuation Taxable \$18,598,904

| | |
|--|-----------------------|
| EXPENDITURES AND REQUIRED PAYMENTS FOR 1952 | |
| General Government | |
| Administrative and executive | \$198,550.59 |
| Assessment and collection of taxes .. | 25,226.50 |
| Finance Department | 4,285.00 |
| Protection to Persons & Property | |
| Fire | 189,968.30 |
| Police | 177,198.73 |
| Other | 12,270.55 |
| Streets and Roads | |
| Repairs and maintenance | 147,465.31 |
| Street lighting | 42,000.00 |
| Sanitation | |
| Street cleaning | |
| Garbage and ash removal | 47,711.00 |
| Sewers | |
| Health and Charities | |
| Health service | 18,393.48 |
| Poor (including relief) | |
| Hospitals (aid and maintenance) .. | 1,000.00 |
| Other | 2,940.00 |
| Recreation | |
| Beaches and boardwalks | 47,444.69 |
| Parks and playgrounds | 42,449.34 |
| Other | 18,079.06 |
| Educational | |
| (Exclusive of school districts) .. | 16,000.00 |
| Unclassified Purposes | |
| (Including contingent) | 54,748.00 |
| SUB-TOTAL—Municipal functions.. | \$1,045,730.55 |

| | |
|--|--------------------|
| Per Capita—Municipal functions | \$173.13 |
| Capital imp'ts and capital imp't fund | \$67,500.00 |
| Debt Service | |
| Principal payments .. | \$169,000.00 |
| Interest payments .. | 48,852.50 |
| Total | *217,852.50 |
| Per Capita Debt Service | |
| | \$36.07 |
| Deferred Charges and Statutory Expenditures | |
| Emergencies | \$110,800.00 |
| Other deferred chgs. | 15,017.00 |
| Total | 125,817.00 |

| | |
|---|-----------------------|
| TOTAL—Municipal expenditures .. | \$1,456,900.05 |
| Required Payments for Local School, County, and Special District Taxes | |
| | 490,439.40 |

| | |
|---|-----------------------|
| TOTAL EXPENDITURES AND REQUIRED PAYMENTS | \$1,947,339.45 |
| Reserve for uncollected taxes | \$162,586.95 |
| GRAND TOTAL—Budget | \$2,109,926.40 |

| | |
|--|--------------|
| RECEIPTS AND REVENUES REALIZED IN 1952 TO MEET EXPENDITURES AND REQUIRED PAYMENTS | |
| Surplus revenue appropriated .. | \$260,000.00 |
| Miscellaneous revenues realized .. | 258,435.69 |
| State aid revenues realized | 25,612.00 |
| Delinquent taxes including liens—1952 collections | 50,180.39 |
| Current taxes—1952 collections .. | 1,594,980.12 |
| Emergency borrowings | |

| | |
|---|-----------------------|
| TOTAL RECEIPTS AND REVENUES REALIZED | \$2,180,208.20 |
|---|-----------------------|

CAPITAL OUTLAY—1952

| | |
|----------------------------------|--------------|
| Beaches and boardwalks | \$379,089.54 |
| Buildings and equipment | 204,765.64 |
| Parks and playgrounds | |
| Sewers | |
| Streets, roads and bridges | |
| Water supply | |
| Other | 53,373.77 |

* Includes \$22,525 Art. VI School Debt Service.

| | |
|------------------------------|---------------|
| Tax rate | \$8.76 |
| Local school tax rate | 1.40 |
| County tax rate | 1.24 |
| Local purpose tax rate | 6.12 |

TAXES

| | | |
|--|--------------|-----------------------|
| Local school tax ... | \$260,000.00 | |
| County taxes | 230,439.40 | |
| Special district taxes | | |
| | | \$490,439.40 |
| Local purpose levy | | 1,139,575.00 |
| Total tax levy (tax duplicate) .. | | \$1,630,014.40 |

| | |
|--|-----------------|
| Per Capita Total Tax Levy | \$260.87 |
|--|-----------------|

| | |
|--|----------------|
| Current | |
| 1952 taxes levied (total) | \$1,663,401.13 |
| Collected in 1952 | 1,594,980.12 |
| Per cent of levy collected in 1952 ... | 95.89 |
| Transferred to liens | 933.43 |
| Cancelled, abated or adjusted .. | 20,549.15 |
| Outstanding December 31, 1952 .. | \$46,938.43 |

| | |
|------------------------------------|-------------|
| All Prior Years Outstanding | |
| Balance January 1, 1952 | \$47,793.78 |
| Collected in 1952 | 47,400.50 |
| Balance December 31, 1952 | \$276.56 |

| | |
|------------------------------------|-------------|
| Tax Title Liens Outstanding | |
| Balance January 1, 1952 | \$13,342.37 |
| Redeemed by cash | 2,779.89 |
| Balance December 31, 1952 | \$8,919.82 |

| | |
|---|--------------|
| Property Acquired by Deed or Foreclosure | |
| Balance January 1, 1952 | \$125,823.50 |
| Sale for cash | 35,371.00 |
| Balance December 31, 1952 | \$108,912.50 |

CAPITAL DEBT, DECEMBER 31, 1952

| | |
|------------------------------------|-----------------------|
| Gross Debt | |
| School debt | \$343,000.00 |
| Self-liquidating debt .. | |
| Other capital debt .. | 1,522,000.00 |
| TOTAL GROSS DEBT | \$1,865,000.00 |
| Per Capita Gross Debt | \$308.77 |

| | |
|-------------------------------|-----------------------|
| Deductions for | |
| School debt | \$343,000.00 |
| Self-liquidating debt .. | |
| Other capital debt .. | |
| TOTAL DEDUCTIONS | 343,000.00 |
| NET DEBT | \$1,522,000.00 |

| | |
|------------------------------------|-----------------|
| Average Assessed Valuations | |
| Real Property 1950-1951-1952 .. | \$16,621,296.00 |
| Per Cent of Net Debt | 9.15 |

CURRENT FINANCES DECEMBER 31, 1952

| | |
|-------------------------------------|----------------|
| Cash | \$1,015,398.70 |
| Taxes receivable | 47,214.99 |
| Tax title liens | \$919.82 |
| Foreclosed property | 108,912.50 |
| Accounts receivable | 15,860.09 |
| State road aid receivable | 171.98 |
| Emergencies and deferred charges .. | \$36,300.00 |

| | |
|---------------------------|-----------------------|
| TOTAL ASSETS | \$1,232,778.08 |
|---------------------------|-----------------------|

| | |
|------------------------|--------------|
| Cash liabilities | \$596,905.52 |
| Reserves | 180,907.40 |
| Surplus revenue | 454,965.16 |

| | |
|--|-----------------------|
| TOTAL LIABILITIES AND SURPLUS | \$1,232,778.08 |
|--|-----------------------|

OCEAN GATE BOROUGH—OCEAN COUNTY

Population Census, 1950—452

Land Area 0.5 sq. mi.

Net Valuation Taxable \$1,038,915

| | |
|--|--------------------|
| EXPENDITURES AND REQUIRED PAYMENTS FOR 1952 | |
| General Government | |
| Administrative and executive . . . | \$10,556.80 |
| Assessment and collection of taxes | 4,599.26 |
| Finance Department | |
| Protection to Persons & Property | |
| Fire | 1,484.64 |
| Police | 5,157.05 |
| Other | |
| Streets and Roads | |
| Repairs and maintenance | 6,167.33 |
| Street lighting | 3,309.16 |
| Sanitation | |
| Street cleaning | |
| Garbage and ash removal | 2,051.50 |
| Sewers | |
| Health and Charities | |
| Health service | 27.00 |
| Poor (including relief) | |
| Hospitals (aid and maintenance) . . | |
| Other | 614.94 |
| Recreation | |
| Beaches and boardwalks | 4,583.32 |
| Parks and playgrounds | |
| Other | 100.00 |
| Educational | |
| (Exclusive of school districts) . . | |
| Unclassified Purposes | |
| (Including contingent) | |
| SUB-TOTAL—Municipal functions.. | \$38,651.00 |

| | |
|---|----------------|
| Per Capita—Municipal functions | \$85.51 |
| Capital imp'ts and capital imp't fund | \$1,053.40 |
| Debt Service | |
| Principal payments | \$7,000.00 |
| Interest payments | 1,292.50 |

| | |
|--|-----------------|
| Total | 8,292.50 |
| Per Capita Debt Service | \$18.35 |

| | |
|--|--------------------|
| Deferred Charges and Statutory Expenditures | |
| Emergencies | \$2,450.00 |
| Other deferred chgs. | 1,080.50 |
| Total | 3,530.50 |
| TOTAL—Municipal expenditures . . . | \$51,527.40 |

| | |
|---|------------------|
| Required Payments for Local School, County, and Special District Taxes | 46,671.82 |
|---|------------------|

| | |
|---|---------------------|
| TOTAL EXPENDITURES AND REQUIRED PAYMENTS | \$98,199.22 |
| Reserve for uncollected taxes | \$4,975.89 |
| GRAND TOTAL—Budget | \$103,175.11 |

| | |
|--|---------------------|
| RECEIPTS AND REVENUES REALIZED IN 1952 TO MEET EXPENDITURES AND REQUIRED PAYMENTS | |
| Surplus revenue appropriated | \$3,750.00 |
| Miscellaneous revenues realized . . . | 17,310.93 |
| State aid revenues realized | 5,490.44 |
| Delinquent taxes including | |
| Hens—1952 collections | 5,282.74 |
| Current taxes—1952 collections.. | 68,965.60 |
| Emergency borrowings | |
| TOTAL RECEIPTS AND REVENUES REALIZED | \$100,799.71 |

CAPITAL OUTLAY—1952

| | |
|--------------------------------------|----------|
| Beaches and boardwalks | |
| Buildings and equipment | |
| Parks and playgrounds | |
| Sewers | |
| Streets, roads and bridges | |
| Water supply | \$134.67 |
| Other | 4,239.32 |

| | |
|----------------------------------|---------------|
| Tax rate | \$7.00 |
| Local school tax rate | 2.37 |
| County tax rate | 2.13 |
| Local purpose tax rate | 2.50 |

TAXES

| | | |
|---|--------------------|--|
| Local school tax | \$24,592.86 | |
| County taxes | 22,078.96 | |
| Special district taxes | | |
| Local purpose levy | \$46,671.82 | |
| Total tax levy (tax duplicate) . . | \$72,699.11 | |

| | |
|--|-----------------|
| Per Capita Total Tax Levy | \$160.84 |
|--|-----------------|

| | |
|--|-------------|
| Current | |
| 1952 taxes levied (total) | \$73,542.56 |
| Collected in 1952 | 68,965.60 |
| Per cent of levy collected in 1952 | 93.77 |
| Transferred to liens | 176.05 |
| Cancelled, abated or adjusted | 1,448.30 |
| Outstanding December 31, 1952 . . . | \$2,952.61 |

| | |
|-------------------------------------|------------|
| All Prior Years Outstanding | |
| Balance January 1, 1952 | \$2,901.38 |
| Collected in 1952 | 2,848.49 |
| Balance December 31, 1952 | |

| | |
|-------------------------------------|-------------|
| Tax Title Liens Outstanding | |
| Balance January 1, 1952 | \$37,065.63 |
| Redeemed by cash | 2,334.25 |
| Balance December 31, 1952 | \$1,254.59 |

| | |
|---|-------------|
| Property Acquired by Deed or Foreclosure | |
| Balance January 1, 1952 | |
| Sale for cash | |
| Balance December 31, 1952 | \$61,029.00 |

CAPITAL DEBT, DECEMBER 31, 1952

| | |
|---------------------------------|-------------|
| Gross Debt | |
| School debt | \$12,500.00 |
| Self-liquidating debt | 15,000.00 |
| Other capital debt | 34,395.00 |

| | |
|--|--------------------|
| TOTAL GROSS DEBT | \$61,895.00 |
| Per Capita Gross Debt | \$136.94 |

| | |
|---------------------------------|-------------|
| Deductions for | |
| School debt | \$12,500.00 |
| Self-liquidating debt | 15,000.00 |
| Other capital debt | |

| | |
|-----------------------------------|--------------------|
| TOTAL DEDUCTIONS | 27,500.00 |
| NET DEBT | \$34,395.00 |

| | |
|------------------------------------|--------------|
| Average Assessed Valuations | |
| Real Property 1950-1951-1952.. | \$971,350.00 |
| Per Cent of Net Debt | 3.54 |

CURRENT FINANCES DECEMBER 31, 1952

| | |
|--------------------------------------|--------------------|
| Cash | \$3,187.29 |
| Taxes receivable | 2,952.61 |
| Tax title liens | 1,254.59 |
| Foreclosed property | 61,029.00 |
| Accounts receivable | 4,339.32 |
| State road aid receivable | 1,441.80 |
| Emergencies and deferred charges . . | 1,300.00 |
| TOTAL ASSETS | \$75,504.61 |

| | |
|----------------------------|------------|
| Cash liabilities | \$5,176.38 |
| Reserves | 69,575.52 |
| Surplus revenue | 752.71 |

| | |
|--|--------------------|
| TOTAL LIABILITIES AND SURPLUS | \$75,504.61 |
|--|--------------------|

OCEANPORT BOROUGH—MONMOUTH COUNTY

Population Census, 1950—7,588

Land Area 3.1 sq. mi.

Net Valuation Taxable \$3,603,619

| | |
|--|---------------------|
| EXPENDITURES AND REQUIRED PAYMENTS FOR 1952 | |
| General Government | |
| Administrative and executive | \$8,398.00 |
| Assessment and collection of taxes | 9,140.00 |
| Finance Department | 57.00 |
| Protection to Persons & Property | |
| Fire | 8,754.00 |
| Police | 24,665.00 |
| Other | |
| Streets and Roads | |
| Repairs and maintenance | 28,210.00 |
| Street lighting | 4,300.00 |
| Sanitation | |
| Street cleaning | |
| Garbage and ash removal | 7,000.00 |
| Sewers | |
| Health and Charities | |
| Health service | 1,485.00 |
| Poor (including relief) | 770.00 |
| Hospitals (aid and maintenance) .. | |
| Other | |
| Recreation | |
| Beaches and boardwalks | |
| Parks and playgrounds | 3,000.00 |
| Other | |
| Educational | |
| (Exclusive of school districts) .. | 75.00 |
| Unclassified Purposes | |
| (Including contingent) | 756.00 |
| SUB-TOTAL—Municipal functions.. | \$96,610.00 |
| Per Capita—Municipal functions | |
| Capital imp'ts and capital imp't fund | \$12.73 |
| Debt Service | \$20,289.00 |
| Principal payments . | \$3,000.00 |
| Interest payments .. | 490.00 |
| Total | 3,490.00 |
| Per Capita Debt Service | |
| | \$0.46 |
| Deferred Charges and Statutory Expenditures | |
| Emergencies | |
| Other deferred chgs. | \$3,909.88 |
| Total | 3,909.88 |
| TOTAL—Municipal expenditures ... | \$124,298.88 |
| Required Payments for Local School, County, and Special District Taxes | |
| | 153,352.22 |
| TOTAL EXPENDITURES AND REQUIRED PAYMENTS | \$277,651.10 |
| Reserve for uncollected taxes | \$31,033.46 |
| GRAND TOTAL—Budget | \$308,684.56 |
| RECEIPTS AND REVENUES REALIZED IN 1952 TO MEET EXPENDITURES AND REQUIRED PAYMENTS | |
| Surplus revenue appropriated .. | \$40,025.00 |
| Miscellaneous revenues realized. | 39,519.55 |
| State aid revenues realized | 9,044.00 |
| Delinquent taxes including | |
| liens—1952 collections | 12,231.76 |
| current taxes—1952 collections.. | 204,324.66 |
| Emergency borrowings | |
| TOTAL RECEIPTS AND REVENUES REALIZED | \$305,144.97 |

CAPITAL OUTLAY—1952

| | |
|----------------------------------|-------|
| Beaches and boardwalks | |
| Buildings and equipment | |
| Parks and playgrounds | |
| Sewers | |
| Streets, roads and bridges | |
| Water supply | |
| Other | |

| | |
|-----------------------------|---------------|
| Tax rate | \$6.15 |
| Local school tax rate | 2.66 |
| County tax rate | 1.60 |
| Local purpose tax rate | 1.89 |

TAXES

| | |
|--|---------------------|
| Local school tax ... | \$95,685.28 |
| County taxes | 57,666.94 |
| Special district taxes | |
| Local purpose levy | 153,352.22 |
| | 67,982.34 |
| Total tax levy (tax duplicate) .. | \$221,334.56 |

| | |
|--|----------------|
| Per Capita Total Tax Levy | \$20.17 |
|--|----------------|

| | |
|--|--------------|
| Current | |
| 1952 taxes levied (total) | \$221,334.56 |
| Collected in 1952 | 204,324.66 |
| Per cent of levy collected in 1952 ... | 92.31 |
| Transferred to liens | |
| Cancelled, abated or adjusted .. | |
| Outstanding December 31, 1952 .. | \$17,009.90 |

| | |
|------------------------------------|-------------|
| All Prior Years Outstanding | |
| Balance January 1, 1952 | \$16,354.78 |
| Collected in 1952 | 11,089.41 |
| Balance December 31, 1952 | \$5,265.37 |

| | |
|------------------------------------|-------------|
| Tax Title Liens Outstanding | |
| Balance January 1, 1952 | \$69,211.85 |
| Redeemed by cash | 1,142.35 |
| Balance December 31, 1952 | \$68,069.50 |

| | |
|---|-------------|
| Property Acquired by Deed or Foreclosure | |
| Balance January 1, 1952 | \$48,605.00 |
| Sale for cash | 2,685.00 |
| Balance December 31, 1952 | \$45,920.00 |

CAPITAL DEBT, DECEMBER 31, 1952

| | |
|------------------------------------|---------------------|
| Gross Debt | |
| School debt | \$154,000.00 |
| Self-liquidating debt. | |
| Other capital debt .. | 12,500.00 |
| TOTAL GROSS DEBT | \$166,500.00 |
| Per Capita Gross Debt | |
| | \$21.94 |

| | |
|-------------------------------|--------------------|
| Deductions for | |
| School debt | \$154,000.00 |
| Self-liquidating debt. | |
| Other capital debt .. | |
| TOTAL DEDUCTIONS | 154,000.00 |
| NET DEBT | \$12,500.00 |

| | |
|------------------------------------|----------------|
| Average Assessed Valuations | |
| Real Property 1950-1951-1952.. | \$3,401,160.00 |
| Per Cent of Net Debt | 0.36 |

CURRENT FINANCES DECEMBER 31, 1952

| | |
|-------------------------------------|---------------------|
| Cash | \$186,784.33 |
| Taxes receivable | 22,275.27 |
| Tax title liens | 68,069.50 |
| Foreclosed property | 45,920.00 |
| Accounts receivable | 72.24 |
| State road aid receivable | 258.20 |
| Emergencies and deferred charges .. | |
| TOTAL ASSETS | \$323,379.54 |

| | |
|--|---------------------|
| Cash liabilities | \$17,045.00 |
| Reserves | 136,337.01 |
| Surplus revenue | 169,997.53 |
| TOTAL LIABILITIES AND SURPLUS | \$323,379.54 |

OGDENSBURG BOROUGH—SUSSEX COUNTY

Population Census, 1950—1,169

Land Area 2.1 sq. mi.

Net Valuation Taxable \$2,202,058

EXPENDITURES AND REQUIRED PAYMENTS FOR 1952

| | |
|---|--------------------|
| General Government | |
| Administrative and executive | \$5,883.37 |
| Assessment and collection of taxes | 1,351.00 |
| Finance Department | 750.00 |
| Protection to Persons & Property | |
| Fire | 3,650.00 |
| Police | 6,715.37 |
| Other | |
| Streets and Roads | |
| Repairs and maintenance | 14,043.97 |
| Street lighting | |
| Sanitation | |
| Street cleaning | |
| Garbage and ash removal | 2,100.00 |
| Sewers | |
| Health and Charities | |
| Health service | 850.00 |
| Poor (including relief) | 1,400.00 |
| Hospitals (aid and maintenance) | |
| Other | |
| Recreation | |
| Beaches and boardwalks | |
| Parks and playgrounds | 1,906.29 |
| Other | |
| Educational | |
| (Exclusive of school districts) .. | 75.00 |
| Unclassified Purposes | |
| (Including contingent) | 500.00 |
| SUB-TOTAL—Municipal functions.. | \$39,225.00 |

| | |
|---|----------------|
| Per Capita—Municipal functions | \$33.55 |
| Capital imp'ts and capital imp't fund | \$6,000.00 |
| Debt Service | |
| Principal payments .. | |
| Interest payments .. | |
| Total | |

| | |
|--|-----------------|
| Per Capita Debt Service | |
| Deferred Charges and Statutory Expenditures | |
| Emergencies | |
| Other deferred chgs. \$4,090.75 | |
| Total | 4,090.75 |

| | |
|--|--------------------|
| TOTAL—Municipal expenditures .. | \$49,315.75 |
|--|--------------------|

| | |
|---|-------------------|
| Required Payments for Local School, County, and Special District Taxes | 111,259.31 |
|---|-------------------|

| | |
|---|---------------------|
| TOTAL EXPENDITURES AND REQUIRED PAYMENTS | \$160,575.06 |
|---|---------------------|

| | |
|-------------------------------------|------------|
| Reserve for uncollected taxes | \$7,578.33 |
|-------------------------------------|------------|

| | |
|---------------------------------|---------------------|
| GRAND TOTAL—Budget | \$168,153.39 |
|---------------------------------|---------------------|

RECEIPTS AND REVENUES REALIZED IN 1952 TO MEET EXPENDITURES AND REQUIRED PAYMENTS

| | |
|------------------------------------|------------|
| Surplus revenue appropriated .. | \$6,000.00 |
| Miscellaneous revenues realized .. | 3,912.43 |
| State aid revenues realized | 3,364.00 |
| Delinquent taxes including | |
| liens—1952 collections | 3,767.92 |
| Current taxes—1952 collections .. | 148,715.38 |
| Emergency borrowings | |

| | |
|---|---------------------|
| TOTAL RECEIPTS AND REVENUES REALIZED | \$165,759.73 |
|---|---------------------|

CAPITAL OUTLAY—1952

| | |
|----------------------------------|------------|
| Beaches and boardwalks | |
| Buildings and equipment | \$6,160.06 |
| Parks and playgrounds | |
| Sewers | |
| Streets, roads and bridges | |
| Water supply | 390.98 |
| Other | 8,600.03 |

| | |
|------------------------------|---------------|
| Tax rate | \$6.97 |
| Local school tax rate | 3.00 |
| County tax rate | 2.04 |
| Local purpose tax rate | 1.93 |

TAXES

| | |
|------------------------------|-------------|
| Local school tax .. | \$66,038.66 |
| County taxes | 45,220.65 |
| Special district taxes | |

| | |
|--------------------------|--------------|
| Local purpose levy | \$111,259.31 |
| | 42,028.11 |

| | |
|--|---------------------|
| Total tax levy (tax duplicate) .. | \$153,287.42 |
|--|---------------------|

| | |
|--|-----------------|
| Per Capita Total Tax Levy | \$131.13 |
|--|-----------------|

| | |
|---------------------------------------|--------------|
| Current | |
| 1952 taxes levied (total) | \$153,307.18 |
| Collected in 1952 | 148,715.38 |
| Per cent of levy collected in 1952 .. | 97.00 |
| Transferred to liens | |
| Cancelled, abated or adjusted .. | 38.28 |
| Outstanding December 31, 1952 .. | \$4,553.52 |

| | |
|------------------------------------|------------|
| All Prior Years Outstanding | |
| Balance January 1, 1952 | \$4,093.59 |
| Collected in 1952 | 3,767.92 |
| Balance December 31, 1952 | \$325.67 |

| | |
|------------------------------------|----------|
| Tax Title Liens Outstanding | |
| Balance January 1, 1952 | \$121.38 |
| Redeemed by cash | |
| Balance December 31, 1952 | \$121.38 |

| | |
|---|--|
| Property Acquired by Deed or Foreclosure | |
| Balance January 1, 1952 | |
| Sale for cash | |
| Balance December 31, 1952 | |

CAPITAL DEBT, DECEMBER 31, 1952

| | |
|-----------------------------|-------------|
| Gross Debt | |
| School debt | \$20,000.00 |
| Self-liquidating debt | |
| Other capital debt .. | |

| | |
|-------------------------------|--------------------|
| TOTAL GROSS DEBT | \$20,000.00 |
|-------------------------------|--------------------|

| | |
|------------------------------------|----------------|
| Per Capita Gross Debt | \$17.11 |
|------------------------------------|----------------|

| | |
|--------------------------|-------------|
| Deductions for | |
| School debt | \$20,000.00 |
| Self-liquidating debt .. | |
| Other capital debt .. | |

| | |
|-------------------------------|------------------|
| TOTAL DEDUCTIONS | 20,000.00 |
|-------------------------------|------------------|

| | |
|-----------------------|--------------|
| NET DEBT | |
|-----------------------|--------------|

| | |
|------------------------------------|----------------|
| Average Assessed Valuations | |
| Real Property 1950-1951-1952 .. | \$2,148,333.00 |
| Per Cent of Net Debt | |

CURRENT FINANCES DECEMBER 31, 1952

| | |
|-------------------------------------|-------------|
| Cash | \$42,836.07 |
| Taxes receivable | 4,879.19 |
| Tax title liens | 121.38 |
| Foreclosed property | |
| Accounts receivable | |
| State road aid receivable | 13,857.46 |
| Emergencies and deferred charges .. | |

| | |
|---------------------------|--------------------|
| TOTAL ASSETS | \$61,694.10 |
|---------------------------|--------------------|

| | |
|------------------------|-------------|
| Cash liabilities | \$17,068.62 |
| Reserves | 5,000.57 |
| Surplus revenue | 39,624.91 |

| | |
|--|--------------------|
| TOTAL LIABILITIES AND SURPLUS | \$61,694.10 |
|--|--------------------|

OLDMANS TOWNSHIP—SALEM COUNTY

Population Census, 1950—1,657

Land Area 19.4 sq. mi.

Net Valuation Taxable \$781,731

| | |
|--|--------------------|
| EXPENDITURES AND REQUIRED PAYMENTS FOR 1952 | |
| General Government | |
| Administrative and executive | \$5,375.00 |
| Assessment and collection of taxes | 1,750.00 |
| Finance Department | 475.00 |
| Protection to Persons & Property | |
| Fire | 3,664.00 |
| Police | 1,800.00 |
| Other | |
| Streets and Roads | |
| Repairs and maintenance | 4,211.00 |
| Street lighting | 2,000.00 |
| Sanitation | |
| Street cleaning | |
| Garbage and ash removal | |
| Sewers | |
| Health and Charities | |
| Health service | 450.00 |
| Poor (including relief) | 300.00 |
| Hospitals (aid and maintenance) | |
| Other | |
| Recreation | |
| Beaches and boardwalks | |
| Parks and playgrounds | 100.00 |
| Other | |
| Educational | |
| (Exclusive of school districts) .. | |
| Unclassified Purposes | |
| (Including contingent) | 300.00 |
| SUB-TOTAL—Municipal functions.. | \$20,425.00 |
| Per Capita—Municipal functions ... | |
| Capital imp'ts and capital imp't fund | \$12.33 |
| Debt Service | |
| Principal payments .. | |
| Interest payments .. | |
| Total | |
| Per Capita Debt Service | |
| Deferred Charges and Statutory Expenditures | |
| Emergencies | |
| Other deferred chgs. | |
| Total | |
| TOTAL—Municipal expenditures .. | \$24,925.00 |
| Required Payments for Local School, County, and Special District Taxes | |
| | 50,537.03 |
| TOTAL EXPENDITURES AND REQUIRED PAYMENTS | \$75,462.03 |
| Reserve for uncollected taxes | \$9,708.73 |
| GRAND TOTAL—Budget | \$85,170.76 |
| RECEIPTS AND REVENUES REALIZED IN 1952 TO MEET EXPENDITURES AND REQUIRED PAYMENTS | |
| Surplus revenue appropriated .. | \$18,365.52 |
| Miscellaneous revenues realized .. | 14,040.59 |
| State aid revenues realized | 5,508.00 |
| Delinquent taxes including | |
| liens—1952 collections | 4,650.92 |
| Current taxes—1952 collections .. | 53,370.15 |
| Emergency borrowings | |
| TOTAL RECEIPTS AND REVENUES REALIZED | \$95,935.18 |

CAPITAL OUTLAY—1952

| | |
|----------------------------------|-------|
| Beaches and boardwalks | |
| Buildings and equipment | |
| Parks and playgrounds | |
| Sewers | |
| Streets, roads and bridges | |
| Water supply | |
| Other | |

| | |
|--|--------------------|
| Tax rate | \$7.05 |
| Local school tax rate | 5.33 |
| County tax rate | 1.13 |
| Local purpose tax rate | 0.59 |
| TAXES | |
| Local school tax ... | \$41,689.47 |
| County taxes | 8,847.56 |
| Special district taxes | |
| Local purpose levy | \$50,537.03 |
| | 5,140.21 |
| Total tax levy (tax duplicate) .. | \$55,677.24 |
| Per Capita Total Tax Levy | \$5.33 |

| | |
|--|-------------|
| Current | |
| 1952 taxes levied (total) | \$55,677.24 |
| Collected in 1952 | 53,370.15 |
| Per cent of levy collected in 1952 ... | 95.85 |
| Transferred to liens | 5.80 |
| Cancelled, abated or adjusted .. | |
| Outstanding December 31, 1952 .. | \$2,301.29 |

| | |
|------------------------------------|------------|
| All Prior Years Outstanding | |
| Balance January 1, 1952 | \$5,486.02 |
| Collected in 1952 | 4,650.92 |
| Balance December 31, 1952 | \$503.55 |

| | |
|------------------------------------|---------|
| Tax Title Liens Outstanding | |
| Balance January 1, 1952 | \$51.59 |
| Redeemed by cash | |
| Balance December 31, 1952 | \$57.39 |

| | |
|---|-------|
| Property Acquired by Deed or Foreclosure | |
| Balance January 1, 1952 | |
| Sale for cash | |
| Balance December 31, 1952 | |

CAPITAL DEBT, DECEMBER 31, 1952

| | |
|-------------------------------|--------------|
| Gross Debt | |
| School debt | |
| Self-liquidating debt. | |
| Other capital debt .. | |
| TOTAL GROSS DEBT | |

| | |
|------------------------------------|--------------|
| Per Capita Gross Debt | |
|------------------------------------|--------------|

| | |
|-------------------------------|--------------|
| Deductions for | |
| School debt | |
| Self-liquidating debt. | |
| Other capital debt .. | |
| TOTAL DEDUCTIONS | |

| | |
|-----------------------|--------------|
| NET DEBT | |
|-----------------------|--------------|

| | |
|------------------------------------|--------------|
| Average Assessed Valuations | |
| Real Property 1950-1951-1952.. | \$717,413.00 |
| Per Cent of Net Debt | |

CURRENT FINANCES DECEMBER 31, 1952

| | |
|-------------------------------------|--------------------|
| Cash | \$55,859.10 |
| Taxes receivable | 2,804.84 |
| Tax title liens | 57.39 |
| Foreclosed property | |
| Accounts receivable | |
| State road aid receivable | 4,000.00 |
| Emergencies and deferred charges .. | |
| TOTAL ASSETS | \$62,721.33 |

| | |
|--|--------------------|
| Cash liabilities | \$11,983.31 |
| Reserves | 2,862.23 |
| Surplus revenue | 47,875.79 |
| TOTAL LIABILITIES AND SURPLUS | \$62,721.33 |

OLD TAPPAN BOROUGH—BERGEN COUNTY

Population Census, 1950—828

Land Area 3.9 sq. mi.

Net Valuation Taxable \$768,616

| | |
|--|--------------------|
| EXPENDITURES AND REQUIRED PAYMENTS FOR 1952 | |
| General Government | |
| Administrative and executive | \$5,855.00 |
| Assessment and collection of taxes | 4,550.00 |
| Finance Department | |
| Protection to Persons & Property | |
| Fire | 4,400.00 |
| Police | 2,360.00 |
| Other | |
| Streets and Roads | |
| Repairs and maintenance | 4,500.00 |
| Street lighting | |
| Sanitation | |
| Street cleaning | |
| Garbage and ash removal | |
| Sewers | |
| Health and Charities | |
| Health service | 1,325.00 |
| Poor (including relief) | 152.50 |
| Hospitals (aid and maintenance) | 75.00 |
| Other | |
| Recreation | |
| Beaches and boardwalks | |
| Parks and playgrounds | |
| Other | |
| Educational | |
| (Exclusive of school districts) .. | 500.00 |
| Unclassified Purposes | |
| (Including contingent) | 300.00 |
| SUB-TOTAL—Municipal functions.. | \$24,017.50 |
| Per Capita—Municipal functions | \$29.01 |
| Capital imp'ts and capital imp't fund | \$1,800.00 |
| Debt Service | |
| Principal payments | |
| Interest payments | |
| Total | |
| Per Capita Debt Service | |
| Deferred Charges and Statutory Expenditures | |
| Emergencies | |
| Other deferred chgs. | |
| Total | |
| TOTAL—Municipal expenditures .. | \$25,817.50 |
| Required Payments for Local School, County, and Special District Taxes | |
| | 41,983.23 |
| TOTAL EXPENDITURES AND REQUIRED PAYMENTS | \$67,800.73 |
| Reserve for uncollected taxes | \$8,225.00 |
| GRAND TOTAL—Budget | \$76,025.73 |
| RECEIPTS AND REVENUES REALIZED IN 1952 TO MEET EXPENDITURES AND REQUIRED PAYMENTS | |
| Surplus revenue appropriated .. | \$12,000.00 |
| Miscellaneous revenues realized .. | 21,346.67 |
| State aid revenues realized | 3,780.00 |
| Delinquent taxes including | |
| liens—1952 collections | 4,020.17 |
| Current taxes—1952 collections.. | 38,002.59 |
| Emergency borrowings | |
| TOTAL RECEIPTS AND REVENUES REALIZED | \$79,149.43 |
| CAPITAL OUTLAY—1952 | |
| Beaches and boardwalks | |
| Buildings and equipment | |
| Parks and playgrounds | |
| Sewers | |
| Streets, roads and bridges | |
| Water supply | |
| Other | |

| | |
|---|--------------------|
| Tax rate | \$5.71 |
| Local school tax rate | 4.65 |
| County tax rate | 0.81 |
| Local purpose tax rate | 0.25 |
| TAXES | |
| Local school tax ... | \$35,733.29 |
| County taxes | 6,249.94 |
| Special district taxes | |
| | \$41,983.23 |
| Local purpose levy | 1,862.50 |
| Total tax levy (tax duplicate) .. | \$43,845.73 |
| Per Capita Total Tax Levy | |
| \$52.95 | |
| Current | |
| 1952 taxes levied (total) | \$44,619.61 |
| Collected in 1952 | 38,002.59 |
| Per cent of levy collected in 1952 .. | 85.12 |
| Transferred to liens | 1,944.60 |
| Cancelled, abated or adjusted .. | 320.76 |
| Outstanding December 31, 1952 .. | \$4,351.66 |
| All Prior Years Outstanding | |
| Balance January 1, 1952 | \$5,093.48 |
| Collected in 1952 | 3,599.18 |
| Balance December 31, 1952 | \$1,340.06 |
| Tax Title Liens Outstanding | |
| Balance January 1, 1952 | \$29,832.92 |
| Redeemed by cash | 420.99 |
| Balance December 31, 1952 | \$31,510.77 |
| Property Acquired by Deed or Foreclosure | |
| Balance January 1, 1952 | \$3,760.00 |
| Sale for cash | 350.00 |
| Balance December 31, 1952 | \$3,440.00 |
| CAPITAL DEBT, DECEMBER 31, 1952 | |
| Gross Debt | |
| School debt | \$7,000.00 |
| Self-liquidating debt. | |
| Other capital debt .. | |
| TOTAL GROSS DEBT | \$7,000.00 |
| Per Capita Gross Debt | |
| | |
| Deductions for | |
| School debt | \$7,000.00 |
| Self-liquidating debt. | |
| Other capital debt .. | |
| TOTAL DEDUCTIONS | 7,000.00 |
| NET DEBT | |
| Average Assessed Valuations | |
| Real Property 1950-1951-1952.. | \$665,310.00 |
| Per Cent of Net Debt | |
| CURRENT FINANCES DECEMBER 31, 1952 | |
| Cash | \$30,840.86 |
| Taxes receivable | 5,691.72 |
| Tax title liens | 31,510.77 |
| Foreclosed property | 3,440.00 |
| Accounts receivable | 169.68 |
| State road aid receivable | 3,868.86 |
| Emergencies and deferred charges .. | 226.08 |
| TOTAL ASSETS | \$75,747.97 |
| Cash liabilities | \$14,201.05 |
| Reserves | 40,812.17 |
| Surplus revenue | 20,734.75 |
| TOTAL LIABILITIES AND SURPLUS | \$75,747.97 |

ORADELL BOROUGH—BERGEN COUNTY

Population Census, 1950—3,665

Land Area 2.55 sq. mi.

Net Valuation Taxable \$7,196,258

| | |
|--|---------------------|
| EXPENDITURES AND REQUIRED PAYMENTS FOR 1952 | |
| General Government | |
| Administrative and executive | \$31,273.00 |
| Assessment and collection of taxes | 10,657.00 |
| Finance Department | |
| Protection to Persons & Property | |
| Fire | 17,050.00 |
| Police | 54,931.86 |
| Other | |
| Streets and Roads | |
| Repairs and maintenance | 30,277.00 |
| Street lighting | 6,200.00 |
| Sanitation | |
| Street cleaning | |
| Garbage and ash removal | 11,600.00 |
| Sewers | 8,026.18 |
| Health and Charities | |
| Health service | 6,200.00 |
| Poor (including relief) | 2,000.00 |
| Hospitals (aid and maintenance) | |
| Other | |
| Recreation | |
| Beaches and boardwalks | |
| Parks and playgrounds | 579.89 |
| Other | 4,110.00 |
| Educational (Exclusive of school districts) .. | |
| | 12,000.00 |
| Unclassified Purposes (Including contingent) | |
| | 10,972.07 |
| SUB-TOTAL—Municipal functions.. | \$205,877.00 |
| Per Capita—Municipal functions | |
| | \$56.17 |
| Capital imp'ts and capital imp't fund | \$9,500.00 |
| Debt Service | |
| Principal payments | \$30,000.00 |
| Interest payments | 3,031.25 |
| Total | 33,031.25 |
| Per Capita Debt Service | |
| | \$9.01 |
| Deferred Charges and Statutory Expenditures | |
| Emergencies | |
| Other deferred chgs. | \$35,216.24 |
| Total | 35,216.24 |
| TOTAL—Municipal expenditures | \$283,624.49 |
| Required Payments for Local School, County, and Special District Taxes | |
| | 261,370.53 |
| TOTAL EXPENDITURES AND REQUIRED PAYMENTS | \$544,995.02 |
| Reserve for uncollected taxes | \$17,282.23 |
| GRAND TOTAL—Budget | \$562,277.25 |
| RECEIPTS AND REVENUES REALIZED IN 1952 TO MEET EXPENDITURES AND REQUIRED PAYMENTS | |
| Plus revenue appropriated | \$41,407.99 |
| Miscellaneous revenues realized | 85,983.40 |
| State aid revenues realized | 4,187.00 |
| Delinquent taxes including | |
| liens—1952 collections | 10,399.62 |
| Current taxes—1952 collections.. | 439,969.36 |
| Emergency borrowings | |
| TOTAL RECEIPTS AND REVENUES REALIZED | \$581,947.37 |
| CAPITAL OUTLAY—1952 | |
| Beaches and boardwalks | |
| Buildings and equipment | \$50,276.49 |
| Parks and playgrounds | |
| Sewers | |
| Streets, roads and bridges | 74,722.47 |
| Water supply | |
| Other | |

| | |
|---|---------------------|
| Tax rate | \$6.13 |
| Local school tax rate | 2.82 |
| County tax rate | 0.81 |
| Local purpose tax rate | 2.50 |
| TAXES | |
| Local school tax | \$202,777.33 |
| County taxes | 58,593.20 |
| Special district taxes | |
| Local purpose levy | \$261,370.53 |
| | 180,998.29 |
| Total tax levy (tax duplicate) .. | \$442,368.82 |
| Per Capita Total Tax Levy | \$120.70 |
| Current | |
| 1952 taxes levied (total) | \$448,527.95 |
| Collected in 1952 | 439,969.36 |
| Per cent of levy collected in 1952 | 98.09 |
| Transferred to liens | 378.56 |
| Cancelled, abated or adjusted | 274.32 |
| Outstanding December 31, 1952 .. | \$7,905.71 |
| All Prior Years Outstanding | |
| Balance January 1, 1952 | \$8,613.06 |
| Collected in 1952 | 8,143.54 |
| Balance December 31, 1952 | \$463.58 |
| Tax Title Liens Outstanding | |
| Balance January 1, 1952 | \$3,327.78 |
| Redeemed by cash | 2,256.08 |
| Balance December 31, 1952 | \$1,678.60 |
| Property Acquired by Deed or Foreclosure | |
| Balance January 1, 1952 | \$129,054.50 |
| Sale for cash | 13,375.00 |
| Balance December 31, 1952 | \$125,889.50 |
| CAPITAL DEBT, DECEMBER 31, 1952 | |
| Gross Debt | |
| School debt | \$245,000.00 |
| Self-liquidating debt | |
| Other capital debt | 209,802.00 |
| TOTAL GROSS DEBT | \$454,802.00 |
| Per Capita Gross Debt | \$124.09 |
| Deductions for | |
| School debt | \$245,000.00 |
| Self-liquidating debt | |
| Other capital debt | 2,213.00 |
| TOTAL DEDUCTIONS | 247,213.00 |
| NET DEBT | \$207,589.00 |
| Average Assessed Valuations | |
| Real Property 1950-1951-1952.. | \$6,540,588.00 |
| Per Cent of Net Debt | 3.17 |
| CURRENT FINANCES DECEMBER 31, 1952 | |
| Cash | \$196,841.60 |
| Taxes receivable | 8,369.29 |
| Tax title liens | 1,678.60 |
| Foreclosed property | 125,889.50 |
| Accounts receivable | 1,073.38 |
| State road aid receivable | |
| Emergencies and deferred charges .. | 51.60 |
| TOTAL ASSETS | \$333,903.97 |
| Cash liabilities | \$126,447.20 |
| Reserves | 137,010.77 |
| Surplus revenue | 70,446.00 |
| TOTAL LIABILITIES AND SURPLUS | \$333,903.97 |

ORANGE CITY—ESSEX COUNTY

Population Census, 1950—35,037

Land Area 2.2 sq. mi.

Net Valuation Taxable \$49,553,503

| | |
|--|-----------------------|
| EXPENDITURES AND REQUIRED PAYMENTS FOR 1952 | |
| General Government | |
| Administrative and executive | \$103,267.02 |
| Assessment and collection of taxes | 22,905.47 |
| Finance Department | 64,645.33 |
| Protection to Persons & Property | |
| Fire | 281,218.28 |
| Police | 367,727.00 |
| Other | 23,000.00 |
| Streets and Roads | |
| Repairs and maintenance | 67,691.20 |
| Street lighting | 52,759.93 |
| Sanitation | |
| Street cleaning | 128,970.00 |
| Garbage and ash removal | 68,846.44 |
| Sewers | 67,281.15 |
| Health and Charities | |
| Health service | 97,228.28 |
| Poor (including relief) | 1,812.53 |
| Hospitals (aid and maintenance) | |
| Other | |
| Recreation | |
| Beaches and boardwalks | 74,359.48 |
| Parks and playgrounds | 5,000.00 |
| Other | |
| Educational | |
| (Exclusive of school districts) | 61,187.33 |
| Unclassified Purposes | |
| (Including contingent) | 54,790.16 |
| SUB-TOTAL—Municipal functions.. | |
| | \$1,542,689.60 |
| Per Capita—Municipal functions | |
| | \$40.56 |
| Capital imp'ts and capital imp't fund | \$31,462.22 |
| Debt Service | |
| Principal payments | \$210,000.00 |
| Interest payments | 73,056.15 |
| Total | *283,056.15 |
| Per Capita Debt Service | |
| | \$7.44 |
| Deferred Charges and Statutory Expenditures | |
| Emergencies | \$40,409.08 |
| Other deferred chgs. | 89,996.64 |
| Total | 130,405.72 |
| TOTAL—Municipal expenditures | \$1,987,613.69 |
| Required Payments for Local School, County, and Special District Taxes | |
| | 1,601,010.40 |
| TOTAL EXPENDITURES AND REQUIRED PAYMENTS | |
| | \$3,588,624.09 |
| Reserve for uncollected taxes | \$218,707.70 |
| GRAND TOTAL—Budget | \$3,807,331.79 |
| RECEIPTS AND REVENUES REALIZED IN 1952 TO MEET EXPENDITURES AND REQUIRED PAYMENTS | |
| Surplus revenue appropriated | \$141,530.60 |
| Miscellaneous revenues realized | 443,606.48 |
| State aid revenues realized | 19,316.00 |
| Delinquent taxes including | |
| liens—1952 collections | 121,329.59 |
| Current taxes—1952 collections | 2,959,651.61 |
| Emergency borrowings | |
| TOTAL RECEIPTS AND REVENUES REALIZED | \$3,685,434.28 |
| CAPITAL OUTLAY—1952 | |
| Beaches and boardwalks | |
| Buildings and equipment | \$157,874.52 |
| Parks and playgrounds | |
| Sewers | 11,727.68 |
| Streets, roads and bridges | 16,435.73 |
| Water supply | 53,822.81 |
| Other | |

| | |
|---|-----------------------|
| Tax rate | \$6.30 |
| Local school tax rate | 2.19 |
| County tax rate | 1.04 |
| Local purpose tax rate | 3.07 |
| TAXES | |
| Local school tax | \$1,087,055.17 |
| County taxes | 513,955.23 |
| Special district taxes | |
| Local purpose levy | \$1,601,010.40 |
| | 1,522,340.76 |
| Total tax levy (tax duplicate) | \$3,123,351.16 |
| Per Capita Total Tax Levy | \$82.11 |
| Current | |
| 1952 taxes levied (total) | \$3,132,244.58 |
| Collected in 1952 | 2,959,651.61 |
| Per cent of levy collected in 1952 | 94.49 |
| Transferred to liens | 6,505.17 |
| Cancelled, abated or adjusted | 7,717.50 |
| Outstanding December 31, 1952 | \$158,370.30 |
| All Prior Years Outstanding | |
| Balance January 1, 1952 | \$472,356.73 |
| Collected in 1952 | 117,272.38 |
| Balance December 31, 1952 | \$353,840.09 |
| Tax Title Liens Outstanding | |
| Balance January 1, 1952 | \$69,867.61 |
| Redeemed by cash | 4,057.21 |
| Balance December 31, 1952 | \$73,683.00 |
| Property Acquired by Deed or Foreclosure | |
| Balance January 1, 1952 | \$48,500.00 |
| Sale for cash | 4,057.21 |
| Balance December 31, 1952 | \$48,500.00 |

| | |
|--|-----------------------|
| CAPITAL DEBT, DECEMBER 31, 1952 | |
| Gross Debt | |
| School debt | \$785,500.00 |
| Self-liquidating debt | 249,000.00 |
| Other capital debt | 1,307,500.00 |
| TOTAL GROSS DEBT | \$2,342,000.00 |
| Per Capita Gross Debt | \$61.57 |
| Deductions for | |
| School debt | \$785,500.00 |
| Self-liquidating debt | 249,000.00 |
| Other capital debt | 136,263.00 |
| TOTAL DEDUCTIONS | 1,170,763.00 |
| NET DEBT | \$1,171,237.00 |
| Average Assessed Valuations | |
| Real Property 1950-1951-1952 | \$42,714,327.00 |
| Per Cent of Net Debt | 2.74 |

| | |
|--|---------------------|
| CURRENT FINANCES DECEMBER 31, 1952 | |
| Cash | \$257,757.75 |
| Taxes receivable | 512,210.33 |
| Tax title liens | 73,683.00 |
| Foreclosed property | 48,500.00 |
| Accounts receivable | 9,464.51 |
| State road aid receivable | 19,316.00 |
| Emergencies and deferred charges | 12,412.53 |
| TOTAL ASSETS | \$933,344.18 |
| Cash liabilities | \$57,809.84 |
| Reserves | 643,857.90 |
| Surplus revenue | 231,676.44 |
| TOTAL LIABILITIES AND SURPLUS | \$933,344.18 |

* Includes \$94,342.50 Art. VI School Debt Service.

OXFORD TOWNSHIP—WARREN COUNTY

Population Census, 1950—1,489 Land Area 5.7 sq. mi. Net Valuation Taxable \$706,021

| | |
|---|---------------------|
| EXPENDITURES AND REQUIRED PAYMENTS FOR 1952 | |
| General Government | |
| Administrative and executive | \$1,873.65 |
| Assessment and collection of taxes | 1,200.00 |
| Finance Department | 225.00 |
| Protection to Persons & Property | |
| Fire | 1,000.00 |
| Police | 200.00 |
| Other | |
| Streets and Roads | |
| Repairs and maintenance | 5,521.48 |
| Street lighting | 1,250.00 |
| Sanitation | |
| Street cleaning | |
| Garbage and ash removal | 800.00 |
| Sewers | |
| Health and Charities | |
| Health service | 663.00 |
| Poor (including relief) | 75.00 |
| Hospitals (aid and maintenance) | |
| Other | |
| Recreation | |
| Benches and boardwalks | |
| Parks and playgrounds | |
| Other | |
| Educational | |
| (Exclusive of school districts) .. | 800.00 |
| Unclassified Purposes | |
| (Including contingent) | 50.00 |
| SUB-TOTAL—Municipal functions.. | \$13,658.13 |
| Per Capita—Municipal functions | \$9.17 |
| Capital imp'ts and capital imp't fund | \$500.00 |
| Debt Service | |
| Principal payments .. | \$660.00 |
| Interest payments .. | 200.00 |
| Total | 860.00 |
| Per Capita Debt Service | \$0.58 |
| Deferred Charges and Statutory Expenditures | |
| Emergencies | |
| Other deferred chgs. .. | \$1,869.52 |
| Total | 1,869.52 |
| TOTAL—Municipal expenditures .. | \$16,887.65 |
| Required Payments for Local School, County, and Special District Taxes | |
| | 68,327.75 |
| TOTAL EXPENDITURES AND REQUIRED PAYMENTS | \$85,215.40 |
| Reserve for uncollected taxes | \$15,063.60 |
| GRAND TOTAL—Budget | \$100,279.00 |

| | |
|--|--------------------|
| RECEIPTS AND REVENUES REALIZED IN 1952 TO MEET EXPENDITURES AND REQUIRED PAYMENTS | |
| Surplus revenue appropriated .. | \$6,000.00 |
| Miscellaneous revenues realized .. | 6,203.23 |
| State aid revenues realized | 3,321.88 |
| Delinquent taxes including | |
| Items—1952 collections | 11,478.97 |
| Current taxes—1952 collections .. | 60,730.46 |
| Emergency borrowings | |
| TOTAL RECEIPTS AND REVENUES REALIZED | \$87,734.54 |
| CAPITAL OUTLAY—1952 | |
| Beaches and boardwalks | |
| Buildings and equipment | |
| Parks and playgrounds | |
| Sewers | |
| Streets, roads and bridges | \$660.00 |
| Water supply | |
| Other | |

| | |
|------------------------------|----------------|
| Tax rate | \$10.64 |
| Local school tax rate | 8.30 |
| County tax rate | 1.38 |
| Local purpose tax rate | 0.96 |

| | |
|--|--------------------|
| TAXES | |
| Local school tax .. | \$58,600.00 |
| County taxes | 9,727.75 |
| Special district taxes | |
| Local purpose levy | \$68,327.75 |
| | 6,796.12 |
| Total tax levy (tax duplicate) .. | \$75,123.87 |
| Per Capita Total Tax Levy | \$50.45 |

| | |
|---------------------------------------|-------------|
| Current | |
| 1952 taxes levied (total) | \$75,444.53 |
| Collected in 1952 | 60,730.46 |
| Per cent of levy collected in 1952 .. | 80.50 |
| Transferred to liens | 136.67 |
| Cancelled, abated or adjusted | 45.27 |
| Outstanding December 31, 1952 .. | \$14,532.13 |

| | |
|------------------------------------|-------------|
| All Prior Years Outstanding | |
| Balance January 1, 1952 | \$19,768.22 |
| Collected in 1952 | 11,478.97 |
| Balance December 31, 1952 | \$8,285.61 |

| | |
|------------------------------------|------------|
| Tax Title Liens Outstanding | |
| Balance January 1, 1952 | \$2,308.24 |
| Redeemed by cash | |
| Balance December 31, 1952 | \$2,540.25 |

| | |
|---|-------|
| Property Acquired by Deed or Foreclosure | |
| Balance January 1, 1952 | |
| Sale for cash | |
| Balance December 31, 1952 | |

| | |
|--|--------------------|
| CAPITAL DEBT, DECEMBER 31, 1952 | |
| Gross Debt | |
| School debt | \$44,000.00 |
| Self-liquidating debt. | |
| Other capital debt .. | 2,640.00 |
| TOTAL GROSS DEBT | \$46,640.00 |
| Per Capita Gross Debt | \$31.32 |

| | |
|-------------------------------|--------------------|
| Deductions for | |
| School debt | \$32,027.00 |
| Self-liquidating debt. | |
| Other capital debt .. | |
| TOTAL DEDUCTIONS | 32,027.00 |
| NET DEBT | \$14,613.00 |

| | |
|------------------------------------|--------------|
| Average Assessed Valuations | |
| Real Property 1950-1951-1952 .. | \$533,789.00 |
| Per Cent of Net Debt | 2.73 |

| | |
|---|--------------------|
| CURRENT FINANCES DECEMBER 31, 1952 | |
| Cash | \$16,928.34 |
| Taxes receivable | 22,797.74 |
| Tax title liens | 2,540.25 |
| Foreclosed property | |
| Accounts receivable | 671.17 |
| State road aid receivable | |
| Emergencies and deferred charges .. | \$45.13 |
| TOTAL ASSETS | \$43,782.63 |

| | |
|--|--------------------|
| Cash liabilities | \$1,938.36 |
| Reserves | 26,009.16 |
| Surplus revenue | 15,835.11 |
| TOTAL LIABILITIES AND SURPLUS | \$43,782.63 |

PAHAQUARRY TOWNSHIP—WARREN COUNTY

Population Census, 1950—67

Land Area 20.3 sq. mi.

Net Valuation Taxable \$181,240

| | |
|--|--------------------|
| EXPENDITURES AND REQUIRED PAYMENTS FOR 1952 | |
| General Government | |
| Administrative and executive | \$2,060.00 |
| Assessment and collection of taxes | 350.00 |
| Finance Department | 200.00 |
| Protection to Persons & Property | |
| Fire | |
| Police | 500.00 |
| Other | |
| Streets and Roads | |
| Repairs and maintenance | 15,374.95 |
| Street lighting | |
| Sanitation | |
| Street cleaning | |
| Garbage and ash removal | |
| Sewers | |
| Health and Charities | |
| Health service | 30.00 |
| Poor (including relief) | |
| Hospitals (aid and maintenance) | |
| Other | |
| Recreation | |
| Beaches and boardwalks | |
| Parks and playgrounds | |
| Other | |
| Educational | |
| (Exclusive of school districts) .. | |
| Unclassified Purposes | |
| (Including contingent) | |
| SUB-TOTAL—Municipal functions.. | \$18,514.95 |
| Per Capita—Municipal functions | \$276.34 |
| Capital imp'ts and capital imp't fund | |
| Debt Service | |
| Principal payments | |
| Interest payments .. | \$1,000.00 |
| Total | \$1,000.00 |
| Per Capita Debt Service | \$14.93 |
| Deferred Charges and Statutory Expenditures | |
| Emergencies | |
| Other deferred chgs. | \$261.66 |
| Total | 261.66 |
| TOTAL—Municipal expenditures .. | \$19,776.61 |
| Required Payments for Local School, County, and Special District Taxes | |
| | 3,497.17 |
| TOTAL EXPENDITURES AND REQUIRED PAYMENTS | \$23,273.78 |
| Reserve for uncollected taxes | \$574.61 |
| GRAND TOTAL—Budget | \$23,848.39 |
| RECEIPTS AND REVENUES REALIZED IN 1952 TO MEET EXPENDITURES AND REQUIRED PAYMENTS | |
| Surplus revenue appropriated .. | \$1,300.00 |
| Miscellaneous revenues realized .. | 4,234.76 |
| State aid revenues realized | 12,584.00 |
| Delinquent taxes including | |
| Heus—1952 collections | 645.45 |
| Current taxes—1952 collections.. | 5,319.82 |
| Emergency borrowings | |
| TOTAL RECEIPTS AND REVENUES REALIZED | \$24,084.03 |
| CAPITAL OUTLAY—1952 | |
| Beaches and boardwalks | |
| Buildings and equipment | |
| Parks and playgrounds | |
| Sewers | |
| Streets, roads and bridges | \$16,023.55 |
| Water supply | |
| Other | |

| | |
|------------------------------|---------------|
| Tax rate | \$3.11 |
| Local school tax rate | 0.55 |
| County tax rate | 1.38 |
| Local purpose tax rate | 1.18 |

TAXES

| | | |
|---|------------|-------------------|
| Local school tax ... | \$1,000.00 | |
| County taxes | 2,497.17 | |
| Special district taxes | | |
| | | \$3,497.17 |
| Local purpose levy | | 2,137.22 |
| Total tax levy (tax duplicate) .. | | \$5,634.39 |
| Per Capita Total Tax Levy | | |
| | | \$84.10 |
| Current | | |
| 1952 taxes levied (total) | | \$5,636.65 |
| Collected in 1952 | | 5,319.82 |
| Per cent of levy collected in 1952 ... | 94.37 | |
| Transferred to liens | | |
| Cancelled, abated or adjusted | 0.78 | |
| Outstanding December 31, 1952 .. | | \$316.05 |
| All Prior Years Outstanding | | |
| Balance January 1, 1952 | | \$645.68 |
| Collected in 1952 | | 645.45 |
| Balance December 31, 1952 | | |
| Tax Title Liens Outstanding | | |
| Balance January 1, 1952 | | |
| Redeemed by cash | | |
| Balance December 31, 1952 | | |
| Property Acquired by Deed or Foreclosure | | |
| Balance January 1, 1952 | | |
| Sale for cash | | |
| Balance December 31, 1952 | | |

CAPITAL DEBT, DECEMBER 31, 1952

| | |
|------------------------------------|--------------------|
| Gross Debt | |
| School debt | |
| Self-liquidating debt .. | |
| Other capital debt .. | \$29,033.00 |
| TOTAL GROSS DEBT | \$29,033.00 |
| Per Capita Gross Debt | |
| | \$433.33 |
| Deductions for | |
| School debt | |
| Self-liquidating debt .. | |
| Other capital debt .. | \$29,033.00 |
| TOTAL DEDUCTIONS | 29,033.00 |
| NET DEBT | |
| Average Assessed Valuations | |
| Real Property 1950-1951-1952.. | \$157,304.00 |
| Per Cent of Net Debt | |

CURRENT FINANCES DECEMBER 31, 1952

| | |
|--|--------------------|
| Cash | \$15,993.22 |
| Taxes receivable | 316.05 |
| Tax title liens | |
| Foreclosed property | |
| Accounts receivable | 500.00 |
| State road aid receivable | 12,482.70 |
| Emergencies and deferred charges .. | |
| TOTAL ASSETS | \$29,291.97 |
| Cash liabilities | \$15,431.88 |
| Reserves | 816.05 |
| Surplus revenue | 13,044.04 |
| TOTAL LIABILITIES AND SURPLUS | \$29,291.97 |

PALISADES PARK BOROUGH—BERGEN COUNTY

Population Census, 1950—9,635 Land Area 1.3 sq. mi. Net Valuation Taxable \$8,591,773

| | |
|--|---------------------|
| EXPENDITURES AND REQUIRED PAYMENTS FOR 1952 | |
| General Government | |
| Administrative and executive | \$26,574.80 |
| Assessment and collection of taxes | 9,182.15 |
| Finance Department | 1,500.00 |
| Protection to Persons & Property | |
| Fire | 21,055.00 |
| Police | 81,831.35 |
| Other | |
| Streets and Roads | |
| Repairs and maintenance | 32,020.20 |
| Street lighting | 10,900.00 |
| Sanitation | |
| Street cleaning | |
| Garbage and ash removal | 12,826.00 |
| Sewers | 48,524.45 |
| Health and Charities | |
| Health service | 5,650.00 |
| Poor (including relief) | 4,600.00 |
| Hospitals (aid and maintenance) | |
| Other | |
| Recreation | |
| Beaches and boardwalks | |
| Parks and playgrounds | 3,900.00 |
| Other | |
| Educational | |
| (Exclusive of school districts) .. | 6,260.00 |
| Unclassified Purposes | |
| (Including contingent) | 3,576.00 |
| SUB-TOTAL—Municipal functions.. | \$268,699.95 |

| | |
|--|---------------------|
| Per Capita—Municipal functions | \$27.89 |
| Capital imp'ts and capital imp't fund | \$11,168.00 |
| Debt Service | |
| Principal payments .. | \$20,000.00 |
| Interest payments .. | 6,618.25 |
| Total | 26,618.25 |
| Per Capita Debt Service | \$2.76 |
| Deferred Charges and Statutory Expenditures | |
| Emergencies | |
| Other deferred chgs. | |
| Total | |
| TOTAL—Municipal expenditures ... | \$306,486.20 |

| | |
|---|-------------------|
| Required Payments for Local School, County, and Special District Taxes | 403,389.60 |
|---|-------------------|

| | |
|---|---------------------|
| TOTAL EXPENDITURES AND REQUIRED PAYMENTS | \$700,875.80 |
| Reserve for uncollected taxes | \$40,262.23 |
| GRAND TOTAL—Budget | \$750,138.03 |

| | |
|--|---------------------|
| RECEIPTS AND REVENUES REALIZED IN 1952 TO MEET EXPENDITURES AND REQUIRED PAYMENTS | |
| Surplus revenue appropriated .. | \$64,200.00 |
| Miscellaneous revenues realized .. | 108,275.11 |
| State aid revenues realized | 17,908.85 |
| Delinquent taxes including liens—1952 collections | |
| | 11,875.62 |
| Current taxes—1952 collections .. | 564,022.07 |
| Emergency borrowings | |
| TOTAL RECEIPTS AND REVENUES REALIZED | \$766,381.65 |

| | |
|----------------------------------|-------------|
| CAPITAL OUTLAY—1952 | |
| Beaches and boardwalks | |
| Buildings and equipment | \$17,992.81 |
| Parks and playgrounds | 1,126.42 |
| Sewers | |
| Streets, roads and bridges | 5,682.03 |
| Water supply | |
| Other | |

| | |
|------------------------------|---------------|
| Tax rate | \$6.69 |
| Local school tax rate | 3.88 |
| County tax rate | 0.82 |
| Local purpose tax rate | 1.99 |

| | |
|--|---------------------|
| TAXES | |
| Local school tax ... | \$333,197.83 |
| County taxes | 70,191.77 |
| Special district taxes | |
| Local purpose levy | \$403,389.60 |
| Total tax levy (tax duplicate) .. | \$575,366.60 |
| Per Capita Total Tax Levy | \$59.72 |

| | |
|--|--------------|
| Current | |
| 1952 taxes levied (total) | \$582,128.51 |
| Collected in 1952 | 564,022.07 |
| Per cent of levy collected in 1952 ... | 96.89 |
| Transferred to liens | 1,135.96 |
| Cancelled, abated or adjusted ... | 1,669.39 |
| Outstanding December 31, 1952 .. | \$15,301.09 |

| | |
|------------------------------------|-------------|
| All Prior Years Outstanding | |
| Balance January 1, 1952 | \$11,689.31 |
| Collected in 1952 | 11,489.06 |
| Balance December 31, 1952 | \$39.78 |

| | |
|------------------------------------|-------------|
| Tax Title Liens Outstanding | |
| Balance January 1, 1952 | \$10,755.68 |
| Redeemed by cash | 486.56 |
| Balance December 31, 1952 | \$11,189.71 |

| | |
|---|--------------|
| Property Acquired by Deed or Foreclosure | |
| Balance January 1, 1952 | \$169,141.00 |
| Sale for cash | 10,593.00 |
| Balance December 31, 1952 | \$134,981.00 |

| | |
|--|---------------------|
| CAPITAL DEBT, DECEMBER 31, 1952 | |
| Gross Debt | |
| School debt | \$183,000.00 |
| Self-liquidating debt .. | |
| Other capital debt .. | 276,900.00 |
| TOTAL GROSS DEBT | \$459,900.00 |
| Per Capita Gross Debt | \$47.73 |

| | |
|-------------------------------|---------------------|
| Deductions for | |
| School debt | \$183,000.00 |
| Self-liquidating debt .. | |
| Other capital debt .. | 9,492.00 |
| TOTAL DEDUCTIONS | 192,492.00 |
| NET DEBT | \$267,408.00 |

| | |
|------------------------------------|----------------|
| Average Assessed Valuations | |
| Real Property 1950-1951-1952 .. | \$7,890,323.00 |
| Per Cent of Net Debt | 3.38 |

| | |
|--|---------------------|
| CURRENT FINANCES DECEMBER 31, 1952 | |
| Cash | \$160,959.19 |
| Taxes receivable | 15,340.87 |
| Tax title liens | 11,189.71 |
| Foreclosed property | 134,981.00 |
| Accounts receivable | 500.14 |
| State road aid receivable .. | |
| Emergencies and deferred charges .. | |
| TOTAL ASSETS | \$322,970.91 |
| Cash liabilities | \$26,225.97 |
| Reserves | 162,011.72 |
| Surplus revenue | 134,733.22 |
| TOTAL LIABILITIES AND SURPLUS | \$322,970.91 |

PALMYRA BOROUGH—BURLINGTON COUNTY

Population Census, 1950—5,802

Land Area 1.92 sq. mi.

Net Valuation Taxable \$4,080,415

EXPENDITURES AND REQUIRED PAYMENTS FOR 1952

| | |
|---|---------------------|
| General Government | |
| Administrative and executive | \$20,320.00 |
| Assessment and collection of taxes | 8,270.00 |
| Finance Department | |
| Protection to Persons & Property | |
| Fire | 7,850.00 |
| Police | 40,460.00 |
| Other | |
| Streets and Roads | |
| Repairs and maintenance | 22,205.40 |
| Street lighting | 8,800.00 |
| Sanitation | |
| Street cleaning | |
| Garbage and ash removal | 950.00 |
| Sewers | 7,450.00 |
| Health and Charities | |
| Health service | 1,367.50 |
| Poor (including relief) | 1,930.00 |
| Hospitals (aid and maintenance) .. | |
| Other | |
| Recreation | |
| Beaches and boardwalks | |
| Parks and playgrounds | 3,995.20 |
| Other | 300.00 |
| Educational | |
| (Exclusive of school districts) .. | 350.00 |
| Unclassified Purposes | |
| (Including contingent) | 4,871.00 |
| SUB-TOTAL—Municipal functions.. | \$129,119.10 |

| | |
|---|----------------|
| Per Capita—Municipal functions | \$22.25 |
| Capital imp'ts and capital imp't fund | \$34,755.56 |
| Debt Service | |
| Principal payments .. | \$25,750.00 |
| Interest payments .. | 2,761.50 |

| | |
|--------------------------------------|------------------|
| Total | 28,511.50 |
| Per Capita Debt Service | \$4.91 |

| | |
|--|-----------------|
| Deferred Charges and Statutory Expenditures | |
| Emergencies | \$1,500.00 |
| Other deferred chgs. | 137.08 |
| Total | 1,637.08 |

| | |
|--|---------------------|
| TOTAL—Municipal expenditures .. | \$194,023.24 |
|--|---------------------|

| | |
|---|-------------------|
| Required Payments for Local School, County, and Special District Taxes | 281,386.55 |
|---|-------------------|

TOTAL EXPENDITURES AND REQUIRED PAYMENTS

| | |
|-------------------------------------|---------------------|
| | \$475,409.79 |
| Reserve for uncollected taxes | \$24,699.36 |
| GRAND TOTAL—Budget | \$500,109.15 |

RECEIPTS AND REVENUES REALIZED IN 1952 TO MEET EXPENDITURES AND REQUIRED PAYMENTS

| | |
|-----------------------------------|-------------|
| Surplus revenue appropriated .. | \$36,000.00 |
| Miscellaneous revenues realized. | 161,307.72 |
| State aid revenues realized | 10,225.00 |
| Delinquent taxes including | |
| Hens—1952 collections | 18,585.54 |
| Current taxes—1952 collections.. | 339,159.76 |
| Emergency borrowings | |

| | |
|---|---------------------|
| TOTAL RECEIPTS AND REVENUES REALIZED | \$565,278.02 |
|---|---------------------|

CAPITAL OUTLAY—1952

| | |
|----------------------------------|-------------|
| Beaches and boardwalks | |
| Buildings and equipment | \$44,611.76 |
| Parks and playgrounds | |
| Sewers | |
| Streets, roads and bridges | 501.16 |
| Water supply | |
| Other | |

| | |
|------------------------------|---------------|
| Tax rate | \$8.72 |
| Local school tax rate | 4.64 |
| County tax rate | 2.26 |
| Local purpose tax rate | 1.82 |

TAXES

| | | |
|--|---------------------|--|
| Local school tax ... | \$189,168.15 | |
| County taxes | 92,218.40 | |
| Special district taxes | | |
| Local purpose levy | \$281,386.55 | |
| | 73,742.04 | |
| Total tax levy (tax duplicate) .. | \$355,128.59 | |

| | |
|--|----------------|
| Per Capita Total Tax Levy | \$61.21 |
|--|----------------|

Current

| | |
|--|--------------|
| 1952 taxes levied (total) | \$358,616.10 |
| Collected in 1952 | 339,159.76 |
| Per cent of levy collected in 1952 ... | 94.57 |
| Transferred to liens | 218.00 |
| Cancelled, abated or adjusted | 1,046.14 |
| Outstanding December 31, 1952 .. | \$18,192.20 |

All Prior Years Outstanding

| | |
|---------------------------------|-------------|
| Balance January 1, 1952 | \$17,685.98 |
| Collected in 1952 | 17,639.42 |
| Balance December 31, 1952 | |

Tax Title Liens Outstanding

| | |
|---------------------------------|------------|
| Balance January 1, 1952 | \$9,082.40 |
| Redeemed by cash | 946.12 |
| Balance December 31, 1952 | \$8,389.79 |

Property Acquired by Deed or Foreclosure

| | |
|---------------------------------|-------------|
| Balance January 1, 1952 | \$14,045.00 |
| Sale for cash | 67,137.50 |
| Balance December 31, 1952 | \$13,930.00 |

CAPITAL DEBT, DECEMBER 31, 1952

| | |
|-------------------------------|---------------------|
| Gross Debt | |
| School debt | \$255,000.00 |
| Self-liquidating debt. | |
| Other capital debt | 324,500.00 |
| TOTAL GROSS DEBT | \$579,500.00 |

| | |
|------------------------------------|----------------|
| Per Capita Gross Debt | \$99.88 |
|------------------------------------|----------------|

Deductions for

| | |
|-------------------------------|---------------------|
| School debt | \$255,000.00 |
| Self-liquidating debt. | |
| Other capital debt .. | 1,426.00 |
| TOTAL DEDUCTIONS | 256,426.00 |
| NET DEBT | \$323,074.00 |

Average Assessed Valuations

| | |
|--------------------------------|----------------|
| Real Property 1950-1951-1952.. | \$3,712,505.00 |
| Per Cent of Net Debt | 8.70 |

CURRENT FINANCES DECEMBER 31, 1952

| | |
|-------------------------------------|---------------------|
| Cash | \$151,365.24 |
| Taxes receivable | 18,192.20 |
| Tax title liens | 8,389.79 |
| Foreclosed property | 13,930.00 |
| Accounts receivable | 1,973.73 |
| State road aid receivable | |
| Emergencies and deferred charges .. | |
| TOTAL ASSETS | \$193,850.96 |

| | |
|------------------------|------------|
| Cash liabilities | \$3,362.29 |
| Reserves | 42,485.72 |
| Surplus revenue | 148,002.95 |

| | |
|--|---------------------|
| TOTAL LIABILITIES AND SURPLUS | \$193,850.96 |
|--|---------------------|

PARAMUS BOROUGH—BERGEN COUNTY

Population Census, 1950—6,268 Land Area 10.2 sq. mi. Net Valuation Taxable \$14,516,010

| | |
|--|---------------------|
| EXPENDITURES AND REQUIRED PAYMENTS FOR 1952 | |
| General Government | |
| Administrative and executive | \$48,150.00 |
| Assessment and collection of taxes | 26,700.00 |
| Finance Department | |
| Protection to Persons & Property | |
| Fire | 37,025.00 |
| Police | 80,200.00 |
| Other | |
| Streets and Roads | |
| Repairs and maintenance | 38,684.44 |
| Street lighting | 8,300.00 |
| Sanitation | |
| Street cleaning | |
| Garbage and ash removal | |
| Sewers | |
| Health and Charities | |
| Health service | 13,565.00 |
| Poor (including relief) | 1,650.00 |
| Hospitals (aid and maintenance) | |
| Other | |
| Recreation | |
| Beaches and boardwalks | |
| Parks and playgrounds | 4,290.00 |
| Other | |
| Educational (Exclusive of school districts) .. | |
| | |
| Unclassified Purposes (Including contingent) | |
| | 10,120.00 |
| SUB-TOTAL—Municipal functions.. | \$268,684.44 |

| | |
|--|----------------|
| Per Capita—Municipal functions | \$42.87 |
| Capital imp'ts and capital imp't fund | \$40,000.00 |
| Debt Service | |
| Principal payments .. | |
| Interest payments .. | |
| Total | |
| Per Capita Debt Service | |
| Deferred Charges and Statutory Expenditures | |
| Emergencies | |
| Other deferred chgs. | \$9,301.05 |
| Total | 9,301.05 |

| | |
|---|---------------------|
| TOTAL—Municipal expenditures .. | \$317,985.49 |
| Required Payments for Local School, County, and Special District Taxes | 597,218.50 |

| | |
|---|-----------------------|
| TOTAL EXPENDITURES AND REQUIRED PAYMENTS | \$915,203.99 |
| Reserve for uncollected taxes | \$89,773.48 |
| GRAND TOTAL—Budget | \$1,004,977.47 |

| | |
|--|-----------------------|
| RECEIPTS AND REVENUES REALIZED IN 1952 TO MEET EXPENDITURES AND REQUIRED PAYMENTS | |
| Surplus revenue appropriated .. | \$80,000.00 |
| Miscellaneous revenues realized .. | 144,224.86 |
| State aid revenues realized | 6,151.00 |
| Delinquent taxes including | |
| liens—1952 collections | 41,783.74 |
| Current taxes—1952 collections .. | 792,950.88 |
| Emergency borrowings | |
| TOTAL RECEIPTS AND REVENUES REALIZED | \$1,065,110.48 |

CAPITAL OUTLAY—1952

| | |
|----------------------------------|-------------|
| Beaches and boardwalks | |
| Buildings and equipment | \$85,853.81 |
| Parks and playgrounds | |
| Sewers | |
| Streets, roads and bridges | 10,400.00 |
| Water supply | |
| Other | |

| | |
|------------------------------|---------------|
| Tax rate | \$5.57 |
| Local school tax rate | 3.31 |
| County tax rate | 0.81 |
| Local purpose tax rate | 1.45 |

TAXES

| | | |
|--|--------------|---------------------|
| Local school tax ... | \$479,976.23 | |
| County taxes | 117,242.27 | |
| Special district taxes | | |
| Local purpose levy | | \$597,218.50 |
| | | 210,607.97 |
| Total tax levy (tax duplicate) .. | | \$807,826.47 |

| | |
|--|-----------------|
| Per Capita Total Tax Levy | \$128.88 |
|--|-----------------|

| | |
|--|--------------|
| Current | |
| 1952 taxes levied (total) | \$845,050.79 |
| Collected in 1952 | 792,950.88 |
| Per cent of levy collected in 1952 ... | 93.83 |
| Transferred to liens | 267.12 |
| Cancelled, abated or adjusted .. | 5,237.56 |
| Outstanding December 31, 1952 .. | \$46,595.23 |

| | |
|------------------------------------|-------------|
| All Prior Years Outstanding | |
| Balance January 1, 1952 | \$44,390.48 |
| Collected in 1952 | 40,924.29 |
| Balance December 31, 1952 | \$3,489.82 |

| | |
|------------------------------------|------------|
| Tax Title Liens Outstanding | |
| Balance January 1, 1952 | \$8,799.72 |
| Redeemed by cash | 859.45 |
| Balance December 31, 1952 | \$6,644.23 |

| | |
|---|-------------|
| Property Acquired by Deed or Foreclosure | |
| Balance January 1, 1952 | \$4,837.00 |
| Sale for cash | 1,175.00 |
| Balance December 31, 1952 | \$11,077.00 |

CAPITAL DEBT, DECEMBER 31, 1952

| | |
|------------------------------------|-----------------------|
| Gross Debt | |
| School debt | \$1,060,000.00 |
| Self-liquidating debt .. | |
| Other capital debt .. | 37,000.00 |
| TOTAL GROSS DEBT | \$1,097,000.00 |
| Per Capita Gross Debt | \$175.02 |

| | |
|-------------------------------|---------------------|
| Deductions for | |
| School debt | \$643,136.00 |
| Self-liquidating debt .. | |
| Other capital debt .. | |
| TOTAL DEDUCTIONS | 643,136.00 |
| NET DEBT | \$453,864.00 |

| | |
|------------------------------------|-----------------|
| Average Assessed Valuations | |
| Real Property 1950-1951-1952 .. | \$10,718,942.00 |
| Per Cent of Net Debt | 4.23 |

CURRENT FINANCES DECEMBER 31, 1952

| | |
|-------------------------------------|---------------------|
| Cash | \$594,968.90 |
| Taxes receivable | 50,085.05 |
| Tax title liens | 6,644.23 |
| Foreclosed property | 11,077.00 |
| Accounts receivable | 4,171.98 |
| State road aid receivable | |
| Emergencies and deferred charges .. | |
| TOTAL ASSETS | \$666,947.16 |

| | |
|------------------------|-------------|
| Cash liabilities | \$42,619.17 |
| Reserves | 71,978.26 |
| Surplus revenue | 552,349.73 |

| | |
|--|---------------------|
| TOTAL LIABILITIES AND SURPLUS | \$666,947.16 |
|--|---------------------|

PARK RIDGE BOROUGH—BERGEN COUNTY

Population Census, 1950—3,189

Land Area 2.3 sq. mi.

Net Valuation Taxable \$3,075,161

| | |
|--|---------------------|
| EXPENDITURES AND REQUIRED PAYMENTS FOR 1952 | |
| General Government | |
| Administrative and executive | \$16,340.00 |
| Assessment and collection of taxes | 5,425.00 |
| Finance Department | |
| Protection to Persons & Property | |
| Fire | 10,260.00 |
| Police | 24,800.00 |
| Other | |
| Streets and Roads | |
| Repairs and maintenance | 20,010.00 |
| Street lighting | 4,750.00 |
| Sanitation | |
| Street cleaning | |
| Garbage and ash removal | |
| Sewers | |
| Health and Charities | |
| Health service | 4,630.00 |
| Poor (including relief) | 300.00 |
| Hospitals (aid and maintenance) | |
| Other | 500.00 |
| Recreation | |
| Beaches and boardwalks | |
| Parks and playgrounds | 7,850.00 |
| Other | |
| Educational | |
| (Exclusive of school districts) .. | 675.00 |
| Unclassified Purposes | |
| (Including contingent) | 3,440.00 |
| SUB-TOTAL—Municipal functions.. | \$98,980.00 |
| Per Capita—Municipal functions | \$31.04 |
| Capital imp'ts and capital imp't fund | \$11,500.00 |
| Debt Service | |
| Principal payments .. | \$6,000.00 |
| Interest payments .. | 30.00 |
| Total | 6,030.00 |
| Per Capita Debt Service | \$1.89 |
| Deferred Charges and Statutory Expenditures | |
| Emergencies | \$1,250.00 |
| Other deferred chgs. | |
| Total | 1,250.00 |
| TOTAL—Municipal expenditures .. | \$117,760.00 |
| Required Payments for Local School, County, and Special District Taxes | |
| | 177,919.46 |
| TOTAL EXPENDITURES AND REQUIRED PAYMENTS | \$295,679.46 |
| Reserve for uncollected taxes | \$312,394.46 |
| GRAND TOTAL—Budget | \$16,715.00 |
| RECEIPTS AND REVENUES REALIZED IN 1952 TO MEET EXPENDITURES AND REQUIRED PAYMENTS | |
| Surplus revenue appropriated .. | \$30,000.00 |
| Miscellaneous revenues realized. | 43,049.49 |
| State aid revenues realized | 3,160.00 |
| Delinquent taxes including | |
| liens—1952 collections | 10,567.53 |
| Current taxes—1952 collections.. | 228,660.14 |
| Emergency borrowings | |
| TOTAL RECEIPTS AND REVENUES REALIZED | \$315,437.16 |
| CAPITAL OUTLAY—1952 | |
| Beaches and boardwalks | |
| Buildings and equipment | \$198.11 |
| Parks and playgrounds | |
| Sewers | |
| Streets, roads and bridges | 1,204.44 |
| Water supply | |
| Other | 16,742.89 |

| | |
|---|---------------------|
| Local school tax | \$7.71 |
| Tax rate | 4.95 |
| Local school tax rate | 0.84 |
| County tax rate | 1.92 |
| Local purpose tax rate | |
| TAXES | |
| Local school tax ... | \$152,208.75 |
| County taxes | 25,710.71 |
| Special district taxes | |
| Local purpose levy | \$177,919.46 |
| | 59,775.00 |
| Total tax levy (tax duplicate) .. | \$237,694.46 |
| Per Capita Total Tax Levy | \$74.54 |
| Current | |
| 1952 taxes levied (total) | \$242,184.25 |
| Collected in 1952 | 228,660.14 |
| Per cent of levy collected in 1952 ... | 94.42 |
| Transferred to liens | 711.29 |
| Cancelled, abated or adjusted | 439.85 |
| Outstanding December 31, 1952 .. | \$12,372.97 |
| All Prior Years Outstanding | |
| Balance January 1, 1952 | \$11,108.65 |
| Collected in 1952 | 10,460.63 |
| Balance December 31, 1952 | \$257.22 |
| Tax Title Liens Outstanding | |
| Balance January 1, 1952 | \$5,360.91 |
| Redeemed by cash | 106.85 |
| Balance December 31, 1952 | \$5,998.80 |
| Property Acquired by Deed or Foreclosure | |
| Balance January 1, 1952 | \$14,280.00 |
| Sale for cash | 2,645.00 |
| Balance December 31, 1952 | \$12,220.00 |
| CAPITAL DEBT, DECEMBER 31, 1952 | |
| Gross Debt | |
| School debt | \$278,500.00 |
| Self-liquidating debt. | 98,000.00 |
| Other capital debt .. | 56,930.00 |
| TOTAL GROSS DEBT | \$433,430.00 |
| Per Capita Gross Debt | \$135.91 |
| Deductions for | |
| School debt | \$215,137.00 |
| Self-liquidating debt. | 98,000.00 |
| Other capital debt .. | |
| TOTAL DEDUCTIONS | 313,137.00 |
| NET DEBT | \$120,293.00 |
| Average Assessed Valuations | |
| Real Property 1950-1951-1952.. | \$2,689,207.00 |
| Per Cent of Net Debt | 4.47 |
| CURRENT FINANCES DECEMBER 31, 1952 | |
| Cash | \$75,883.63 |
| Taxes receivable | 12,630.19 |
| Tax title liens | 5,998.80 |
| Foreclosed property | 12,220.00 |
| Accounts receivable | 160.84 |
| State road aid receivable | |
| Emergencies and deferred charges .. | |
| TOTAL ASSETS | \$106,893.46 |
| Cash liabilities | \$8,285.74 |
| Reserves | 31,009.83 |
| Surplus revenue | 67,597.91 |
| TOTAL LIABILITIES AND SURPLUS | \$106,893.46 |

PARSIPPANY-TROY HILLS TOWNSHIP—MORRIS COUNTY

Population Census, 1950—15,290 Land Area 25.3 sq. mi. Net Valuation Taxable \$8,601,703

| | |
|---|---------------------|
| EXPENDITURES AND RE-REQUIRED PAYMENTS FOR 1952 | |
| General Government | |
| Administrative and executive | \$54,834.28 |
| Assessment and collection of taxes | 25,770.00 |
| Finance Department | 1,638.00 |
| Protection to Persons & Property | |
| Fire | |
| Police | 65,172.00 |
| Other | |
| Streets and Roads | |
| Repairs and maintenance | 113,670.00 |
| Street lighting | |
| Sanitation | |
| Street cleaning | |
| Garbage and ash removal | |
| Sewers | |
| Health and Charities | |
| Health service | 2,075.00 |
| Poor (including relief) | 6,200.00 |
| Hospitals (aid and maintenance) | 1,000.00 |
| Other | 3,190.00 |
| Recreation | |
| Beaches and boardwalks | |
| Parks and playgrounds | |
| Other | 5,000.00 |
| Educational | |
| (Exclusive of school districts) .. | 950.00 |
| Unclassified Purposes | |
| (Including contingent) | 8,962.37 |
| SUB-TOTAL—Municipal functions.. | \$288,461.65 |

| | |
|------------------------------|---------------|
| Tax rate | \$7.99 |
| Local school tax rate | 4.45 |
| County tax rate | 1.06 |
| Local purpose tax rate | 2.48 |

| | |
|--|---------------------|
| TAXES | |
| Local school tax ... | \$332,800.48 |
| County taxes | 91,346.38 |
| Special district taxes | 41,249.36 |
| Local purpose levy | \$515,396.22 |
| | 212,500.00 |
| Total tax levy (tax duplicate) .. | \$727,896.22 |

| | |
|--|----------------|
| Per Capita Total Tax Levy | \$47.61 |
|--|----------------|

| | |
|--|--------------|
| Current | |
| 1952 taxes levied (total) | \$752,462.68 |
| Collected in 1952 | 665,014.19 |
| Per cent of levy collected in 1952 ... | 88.37 |
| Transferred to liens | 5,560.03 |
| Cancelled, abated or adjusted | 3,628.01 |
| Outstanding December 31, 1952 .. | \$78,260.45 |

| | |
|------------------------------------|-------------|
| All Prior Years Outstanding | |
| Balance January 1, 1952 | \$88,925.37 |
| Collected in 1952 | 62,239.52 |
| Balance December 31, 1952 | \$22,452.17 |

| | |
|------------------------------------|-------------|
| Tax Title Liens Outstanding | |
| Balance January 1, 1952 | \$36,717.14 |
| Redeemed by cash | 3,270.60 |
| Balance December 31, 1952 | \$43,312.23 |

| | |
|---|-------------|
| Property Acquired by Deed or Foreclosure | |
| Balance January 1, 1952 | \$26,723.37 |
| Sale for cash | 4,200.00 |
| Balance December 31, 1952 | \$25,028.37 |

| | |
|--|-----------------------|
| CAPITAL DEBT, DECEMBER 31, 1952 | |
| Gross Debt | |
| School debt | \$924,000.00 |
| Self-liquidating debt .. | 253,550.00 |
| Other capital debt .. | 149,000.00 |
| TOTAL GROSS DEBT | \$1,326,550.00 |
| Per Capita Gross Debt | \$86.76 |

| | |
|-------------------------------|---------------------|
| Deductions for | |
| School debt | \$466,351.00 |
| Self-liquidating debt .. | |
| Other capital debt .. | 113,575.00 |
| TOTAL DEDUCTIONS | 579,926.00 |
| NET DEBT | \$746,624.00 |

| | |
|------------------------------------|----------------|
| Average Assessed Valuations | |
| Real Property 1950-1951-1952.. | \$7,772,510.00 |
| Per Cent of Net Debt | 9.60 |

| | |
|---|---------------------|
| CURRENT FINANCES DECEMBER 31, 1952 | |
| Cash | \$163,189.72 |
| Taxes receivable | 100,712.62 |
| Tax title liens | 43,312.23 |
| Foreclosed property | 25,028.37 |
| Accounts receivable | 1,207.31 |
| State road aid receivable | |
| Emergencies and deferred charges .. | 3,404.28 |
| TOTAL ASSETS | \$336,854.53 |

| | |
|--|---------------------|
| Cash liabilities | \$45,062.19 |
| Reserves | 170,260.53 |
| Surplus revenue | 121,531.81 |
| TOTAL LIABILITIES AND SURPLUS | \$336,854.53 |

| | |
|--|---------------------|
| Per Capita—Municipal functions .. | \$18.87 |
| Capital imp'ts and capital imp't fund .. | \$10,250.00 |
| Debt Service | |
| Principal payments .. | \$19,000.00 |
| Interest payments .. | 7,435.00 |
| Total | 26,435.00 |
| Per Capita Debt Service | \$1.73 |
| Deferred Charges and Statutory Expenditures | |
| Emergencies | \$4,125.00 |
| Other deferred chgs. | |
| Total | 4,125.00 |
| TOTAL—Municipal expenditures ... | \$329,271.65 |
| Required Payments for Local School, County, and Special District Taxes | |
| | 515,396.22 |
| TOTAL EXPENDITURES AND REQUIRED PAYMENTS | \$844,667.87 |
| Reserve for uncollected taxes | \$80,809.60 |
| GRAND TOTAL—Budget | \$925,477.47 |
| RECEIPTS AND REVENUES REALIZED IN 1952 TO MEET EXPENDITURES AND REQUIRED PAYMENTS | |
| Surplus revenue appropriated .. | \$63,450.97 |
| Miscellaneous revenues realized .. | 87,355.51 |
| State aid revenues realized | 15,721.00 |
| Delinquent taxes including | |
| liens—1952 collections | 65,510.12 |
| Current taxes—1952 collections.. | 665,014.19 |
| Emergency borrowings | |
| TOTAL RECEIPTS AND REVENUES REALIZED | \$897,051.79 |

| | |
|----------------------------------|-------------|
| CAPITAL OUTLAY—1952 | |
| Beaches and boardwalks | |
| Buildings and equipment | |
| Parks and playgrounds | |
| Sewers | |
| Streets, roads and bridges | |
| Water supply | \$31,072.59 |
| Other | |

PASSAIC CITY—PASSAIC COUNTY

Population Census, 1950—57,702

Land Area 3.2 sq. mi.

Net Valuation Taxable \$94,413,313

| | |
|--|-----------------------|
| EXPENDITURES AND REQUIRED PAYMENTS FOR 1952 | |
| General Government | |
| Administrative and executive | \$285,425.75 |
| Assessment and collection of taxes | 88,174.17 |
| Finance Department | 25,260.00 |
| Protection to Persons & Property | |
| Fire | 498,679.77 |
| Police | 577,954.23 |
| Other | 89,892.32 |
| Streets and Roads | |
| Repairs and maintenance | 312,500.00 |
| Street lighting | 56,150.00 |
| Sanitation | |
| Street cleaning | |
| Garbage and ash removal | 145,350.00 |
| Sewers | 121,298.74 |
| Health and Charities | |
| Health service | 115,168.83 |
| Poor (including relief) | 53,846.00 |
| Hospitals (aid and maintenance) | 60,020.00 |
| Other | 7,175.00 |
| Recreation | |
| Beaches and boardwalks | |
| Parks and playgrounds | 91,760.00 |
| Other | 40,714.00 |
| Educational | |
| (Exclusive of school districts) .. | 91,390.00 |
| Unclassified Purposes | |
| (Including contingent) | 137,844.35 |
| SUB-TOTAL—Municipal functions.. | \$2,798,603.16 |

| | |
|--|--------------------|
| Per Capita—Municipal functions | \$48.50 |
| Capital imp'ts and capital imp't fund | \$50,000.00 |
| Debt Service | |
| Principal payments .. | \$262,000.00 |
| Interest payments .. | 121,044.50 |
| Total | *383,044.50 |
| Per Capita Debt Service | \$6.64 |
| Deferred Charges and Statutory Expenditures | |
| Emergencies | \$62,200.00 |
| Other deferred chgs. | 185,293.44 |
| Total | 247,493.44 |

| | |
|---|-----------------------|
| TOTAL—Municipal expenditures .. | \$3,479,141.10 |
| Required Payments for Local School, County, and Special District Taxes | |
| | 2,913,848.62 |

| | |
|---|-----------------------|
| TOTAL EXPENDITURES AND REQUIRED PAYMENTS | \$6,392,989.72 |
| Reserve for uncollected taxes | \$450,006.82 |
| GRAND TOTAL—Budget | \$6,842,996.54 |

| | |
|--|-----------------------|
| RECEIPTS AND REVENUES REALIZED IN 1952 TO MEET EXPENDITURES AND REQUIRED PAYMENTS | |
| Surplus revenue appropriated .. | \$272,200.00 |
| Miscellaneous revenues realized .. | 851,193.86 |
| State aid revenues realized | 28,420.00 |
| Delinquent taxes including | |
| liens—1952 collections | 194,588.51 |
| Current taxes—1952 collections .. | 5,436,689.29 |
| Emergency borrowings | |
| TOTAL RECEIPTS AND REVENUES REALIZED | \$6,783,091.66 |

CAPITAL OUTLAY—1952

| | |
|----------------------------------|------------|
| Beaches and boardwalks | |
| Buildings and equipment | \$3,551.35 |
| Parks and playgrounds | 4,656.61 |
| Sewers | |
| Streets, roads and bridges | 119,650.18 |
| Water supply | 440,000.00 |
| Other | 37,395.82 |

* Includes \$164,041.25 Art. VI School Debt Service.

| | |
|------------------------------|---------------|
| Tax rate | \$5.98 |
| Local school tax rate | 2.15 |
| County tax rate | 0.94 |
| Local purpose tax rate | 2.89 |

TAXES

| | |
|--|-----------------------|
| Local school tax ... | \$2,026,842.76 |
| County taxes | 887,005.86 |
| Special district taxes | |
| Local purpose levy | \$2,913,848.62 |
| | 2,735,447.33 |
| Total tax levy (tax duplicate) .. | \$5,649,295.95 |
| Per Capita Total Tax Levy | \$97.90 |

| | |
|--|----------------|
| Current | |
| 1952 taxes levied (total) | \$5,671,612.82 |
| Collected in 1952 | 5,436,689.29 |
| Per cent of levy collected in 1952 | 95.86 |
| Transferred to liens | 11,009.25 |
| Cancelled, abated or adjusted | 9,400.17 |
| Outstanding December 31, 1952 .. | \$214,514.11 |

| | |
|------------------------------------|----------------|
| All Prior Years Outstanding | |
| Balance January 1, 1952 | \$1,024,966.07 |
| Collected in 1952 | 184,785.58 |
| Balance December 31, 1952 | \$661,824.91 |

| | |
|------------------------------------|-------------|
| Tax Title Liens Outstanding | |
| Balance January 1, 1952 | \$66,494.57 |
| Redeemed by cash | 9,802.93 |
| Balance December 31, 1952 | \$52,725.41 |

| | |
|---|--------------|
| Property Acquired by Deed or Foreclosure | |
| Balance January 1, 1952 | \$213,938.00 |
| Sale for cash | 56,443.00 |
| Balance December 31, 1952 | \$153,250.00 |

CAPITAL DEBT, DECEMBER 31, 1952

| | |
|------------------------------------|------------------------|
| Gross Debt | |
| School debt | \$1,820,000.00 |
| Self-liquidating debt. | 6,071,000.00 |
| Other capital debt .. | 3,686,500.00 |
| TOTAL GROSS DEBT | \$11,577,500.00 |
| Per Capita Gross Debt | \$200.64 |

| | |
|-------------------------------|-----------------------|
| Deductions for | |
| School debt | \$1,820,000.00 |
| Self-liquidating debt. | 6,071,000.00 |
| Other capital debt .. | 5,000.00 |
| TOTAL DEDUCTIONS | 7,896,000.00 |
| NET DEBT | \$3,681,500.00 |

| | |
|------------------------------------|-----------------|
| Average Assessed Valuations | |
| Real Property 1950-1951-1952.. | \$75,119,896.00 |
| Per Cent of Net Debt | 4.90 |

CURRENT FINANCES DECEMBER 31, 1952

| | |
|-------------------------------------|-----------------------|
| Cash | \$911,634.72 |
| Taxes receivable | 876,339.02 |
| Tax title liens | 52,725.41 |
| Foreclosed property | 153,250.00 |
| Accounts receivable | 29,475.10 |
| State road aid receivable | |
| Emergencies and deferred charges .. | 4,581.76 |
| TOTAL ASSETS | \$2,028,006.01 |

| | |
|------------------------|--------------|
| Cash liabilities | \$380,632.44 |
| Reserves | 1,111,789.53 |
| Surplus revenue | 535,584.04 |

| | |
|--|-----------------------|
| TOTAL LIABILITIES AND SURPLUS | \$2,028,006.01 |
|--|-----------------------|

PASSAIC TOWNSHIP—MORRIS COUNTY

Population Census, 1950—3,429 Land Area 16.5 sq. mi. Net Valuation Taxable \$2,855,221

| | |
|--|---------------------|
| EXPENDITURES AND REQUIRED PAYMENTS FOR 1952 | |
| General Government | |
| Administrative and executive | \$12,910.00 |
| Assessment and collection of taxes | 6,275.00 |
| Finance Department | 1,100.00 |
| Protection to Persons & Property | |
| Fire | 16,363.22 |
| Police | 10,965.00 |
| Other | |
| Streets and Roads | |
| Repairs and maintenance | 31,116.67 |
| Street lighting | 5,360.00 |
| Sanitation | |
| Street cleaning | |
| Garbage and ash removal | 4,800.00 |
| Sewers | 11,150.00 |
| Health and Charities | |
| Health service | 2,900.00 |
| Poor (including relief) | 1,050.00 |
| Hospitals (aid and maintenance) | |
| Other | |
| Recreation | |
| Beaches and boardwalks | |
| Parks and playgrounds | 1,440.00 |
| Other | 1,000.00 |
| Educational | |
| (Exclusive of school districts) .. | |
| Unclassified Purposes | |
| (Including contingent) | 1,725.00 |
| SUB-TOTAL—Municipal functions.. | \$108,154.89 |

| | |
|--|---------------------|
| Per Capita—Municipal functions | \$31.54 |
| Capital imp'ts and capital imp't fund | \$12,000.00 |
| Debt Service | |
| Principal payments .. | \$12,122.35 |
| Interest payments .. | 3,236.78 |
| Total | 15,359.13 |
| Per Capita Debt Service | \$4.48 |
| Deferred Charges and Statutory Expenditures | |
| Emergencies | |
| Other deferred chgs. | \$5,003.54 |
| Total | 5,003.54 |
| TOTAL—Municipal expenditures .. | \$140,517.56 |

| | |
|---|---------------------|
| Required Payments for Local School, County, and Special District Taxes | 161,137.01 |
| TOTAL EXPENDITURES AND REQUIRED PAYMENTS | \$301,654.57 |
| Reserve for uncollected taxes | \$36,950.86 |
| GRAND TOTAL—Budget | \$338,605.43 |

| | |
|--|---------------------|
| RECEIPTS AND REVENUES REALIZED IN 1952 TO MEET EXPENDITURES AND REQUIRED PAYMENTS | |
| Surplus revenue appropriated .. | \$39,000.00 |
| Miscellaneous revenues realized .. | 40,704.70 |
| State aid revenues realized | 8,398.89 |
| Delinquent taxes including | |
| liens—1952 collections | 15,827.00 |
| Current taxes—1952 collections.. | 232,572.42 |
| Emergency borrowings | |
| TOTAL RECEIPTS AND REVENUES REALIZED | \$336,503.01 |

| | |
|----------------------------------|-------------|
| CAPITAL OUTLAY—1952 | |
| Beaches and boardwalks | |
| Buildings and equipment | \$13,519.60 |
| Parks and playgrounds | |
| Sewers | |
| Streets, roads and bridges | 854.43 |
| Water supply | |
| Other | |

| | |
|------------------------------|---------------|
| Tax rate | \$8.62 |
| Local school tax rate | 4.58 |
| County tax rate | 1.06 |
| Local purpose tax rate | 2.98 |

| | |
|--|---------------------|
| TAXES | |
| Local school tax ... | \$130,823.50 |
| County taxes | 30,313.51 |
| Special district taxes | |
| Local purpose levy | \$161,137.01 |
| | 84,982.12 |
| Total tax levy (tax duplicate) .. | \$246,119.13 |
| Per Capita Total Tax Levy | \$71.78 |

| | |
|--|--------------|
| Current | |
| 1952 taxes levied (total) | \$249,142.00 |
| Collected in 1952 | 232,572.42 |
| Per cent of levy collected in 1952 ... | 93.35 |
| Transferred to liens | 847.30 |
| Cancelled, abated or adjusted .. | 437.58 |
| Outstanding December 31, 1952 .. | \$15,284.70 |

| | |
|------------------------------------|-------------|
| All Prior Years Outstanding | |
| Balance January 1, 1952 | \$18,967.88 |
| Collected in 1952 | 15,786.46 |
| Balance December 31, 1952 | \$3,091.62 |

| | |
|------------------------------------|-------------|
| Tax Title Liens Outstanding | |
| Balance January 1, 1952 | \$19,706.09 |
| Redeemed by cash | 40.54 |
| Balance December 31, 1952 | \$17,414.02 |

| | |
|---|-------------|
| Property Acquired by Deed or Foreclosure | |
| Balance January 1, 1952 | \$9,560.00 |
| Sale for cash | 2,885.00 |
| Balance December 31, 1952 | \$10,335.00 |

| | |
|--|---------------------|
| CAPITAL DEBT, DECEMBER 31, 1952 | |
| Gross Debt | |
| School debt | \$45,000.00 |
| Self-liquidating debt .. | |
| Other capital debt .. | 97,054.00 |
| TOTAL GROSS DEBT | \$142,054.00 |
| Per Capita Gross Debt | \$41.43 |

| | |
|-------------------------------|--------------------|
| Deductions for | |
| School debt | \$45,000.00 |
| Self-liquidating debt .. | |
| Other capital debt .. | |
| TOTAL DEDUCTIONS | 45,000.00 |
| NET DEBT | \$97,054.00 |

| | |
|------------------------------------|----------------|
| Average Assessed Valuations | |
| Real Property 1950-1951-1952.. | \$2,395,374.00 |
| Per Cent of Net Debt | 4.05 |

| | |
|--|---------------------|
| CURRENT FINANCES DECEMBER 31, 1952 | |
| Cash | \$106,712.54 |
| Taxes receivable | 13,376.32 |
| Tax title liens | 17,414.02 |
| Foreclosed property | 10,335.00 |
| Accounts receivable | 221.69 |
| State road aid receivable | 18,023.95 |
| Emergencies and deferred charges .. | 849.74 |
| TOTAL ASSETS | \$171,933.26 |
| Cash Liabilities | \$31,516.33 |
| Reserves | 46,347.03 |
| Surplus revenue | 94,069.90 |
| TOTAL LIABILITIES AND SURPLUS | \$171,933.26 |

PATERSON CITY—PASSAIC COUNTY

Population Census, 1950—139,336

Land Area 8.3 sq. mi.

Net Valuation Taxable \$190,321,460

EXPENDITURES AND REQUIRED PAYMENTS FOR 1952

| | |
|---|-----------------------|
| General Government | |
| Administrative and executive | \$418,359.81 |
| Assessment and collection of taxes | 176,907.00 |
| Finance Department | |
| Protection to Persons & Property | |
| Fire | 896,493.00 |
| Police | 1,042,753.21 |
| Other | 211,657.11 |
| Streets and Roads | |
| Repairs and maintenance | 242,903.93 |
| Street lighting | 140,105.00 |
| Sanitation | |
| Street cleaning | 77,785.00 |
| Garbage and ash removal | 368,818.92 |
| Sewers | 472,771.33 |
| Health and Charities | |
| Health service | 246,990.76 |
| Poor (including relief) | 88,934.77 |
| Hospitals (aid and maintenance) | 231,619.35 |
| Other | |
| Recreation | |
| Beaches and boardwalks | |
| Parks and playgrounds | 110,726.00 |
| Other | 80,165.60 |
| Educational | |
| (Exclusive of school districts) | 169,530.00 |
| Unclassified Purposes | |
| (Including contingent) | 84,845.75 |
| SUB-TOTAL—Municipal functions.. | \$5,061,366.54 |

| | |
|---|----------------|
| Per Capita—Municipal functions | \$36.32 |
| Capital imp'ts and capital imp't fund | \$25,000.00 |
| Debt Service | |
| Principal payments | \$1,269,500.00 |
| Interest payments | 328,578.65 |

| | |
|--|----------------|
| Total | *1,598,078.65 |
| Per Capita Debt Service | \$11.47 |
| Deferred Charges and Statutory Expenditures | |
| Emergencies | \$97,455.00 |
| Other deferred chgs. | 353,263.53 |

| | |
|---|-----------------------|
| Total | 450,718.53 |
| TOTAL—Municipal expenditures | \$7,135,163.72 |

| | |
|---|---------------------|
| Required Payments for Local School, County, and Special District Taxes | 5,689,294.16 |
|---|---------------------|

TOTAL EXPENDITURES AND REQUIRED PAYMENTS \$12,824,457.88

| | |
|---|------------------------|
| Reserve for uncollected taxes | \$779,671.73 |
| GRAND TOTAL—Budget | \$13,604,129.61 |

RECEIPTS AND REVENUES REALIZED IN 1952 TO MEET EXPENDITURES AND REQUIRED PAYMENTS

| | |
|---|--------------|
| Surplus revenue appropriated | \$289,849.66 |
| Miscellaneous revenues realized | 2,481,529.43 |
| State aid revenues realized | 65,280.00 |
| Delinquent taxes including | |
| liens—1952 collections | 623,556.40 |
| Current taxes—1952 collections | 9,455,472.09 |
| Emergency borrowings | |

| | |
|---|------------------------|
| TOTAL RECEIPTS AND REVENUES REALIZED | \$12,915,687.58 |
|---|------------------------|

CAPITAL OUTLAY—1952

| | |
|--------------------------------------|-------------|
| Beaches and boardwalks | |
| Buildings and equipment | \$52,778.86 |
| Parks and playgrounds | 14,378.00 |
| Sewers | 9,609.48 |
| Streets, roads and bridges | 164,846.94 |
| Water supply | 800,000.00 |
| Other | 180,586.71 |

* Includes \$490,103.75 Art. VI School Debt Service.

| | |
|----------------------------------|---------------|
| Tax rate | \$5.31 |
| Local school tax rate | 2.04 |
| County tax rate | 0.95 |
| Local purpose tax rate | 2.32 |

TAXES

| | |
|---|------------------------|
| Local school tax | \$3,880,000.00 |
| County taxes | 1,809,294.16 |
| Special district taxes | |
| Local purpose levy | \$5,689,294.16 |
| Total tax levy (tax duplicate) | \$10,186,294.16 |

| | |
|--|----------------|
| Per Capita Total Tax Levy | \$73.11 |
|--|----------------|

Current

| | |
|--|-----------------|
| 1952 taxes levied (total) | \$10,229,034.00 |
| Collected in 1952 | 9,455,472.09 |
| Per cent of levy collected in 1952 | 92.43 |
| Transferred to liens | 8,100.68 |
| Cancelled, abated or adjusted | 15,322.17 |
| Outstanding December 31, 1952 | \$750,139.06 |

All Prior Years Outstanding

| | |
|-------------------------------------|----------------|
| Balance January 1, 1952 | \$1,537,265.47 |
| Collected in 1952 | 600,340.46 |
| Balance December 31, 1952 | \$933,654.69 |

Tax Title Liens Outstanding

| | |
|-------------------------------------|--------------|
| Balance January 1, 1952 | \$257,377.79 |
| Redeemed by cash | 23,215.94 |
| Balance December 31, 1952 | \$158,608.89 |

Property Acquired by Deed or Foreclosure

| | |
|-------------------------------------|--------------|
| Balance January 1, 1952 | \$317,345.00 |
| Sale for cash | 29,390.62 |
| Balance December 31, 1952 | \$372,415.00 |

CAPITAL DEBT, DECEMBER 31, 1952

Gross Debt

| | |
|---------------------------------|----------------|
| School debt | \$4,924,000.00 |
| Self-liquidating debt | 9,528,000.00 |
| Other capital debt | 7,186,620.00 |

| | |
|--|------------------------|
| TOTAL GROSS DEBT | \$21,638,620.00 |
| Per Capita Gross Debt | \$155.30 |

Deductions for

| | |
|---------------------------------|----------------|
| School debt | \$4,924,000.00 |
| Self-liquidating debt | 9,528,000.00 |
| Other capital debt | |

| | |
|-----------------------------------|-----------------------|
| TOTAL DEDUCTIONS | 14,452,000.00 |
| NET DEBT | \$7,186,620.00 |

Average Assessed Valuations

| | |
|---|-------------------------|
| Real Property 1950-1951-1952 | \$166,783,617.00 |
| Per Cent of Net Debt | 4.30 |

CURRENT FINANCES DECEMBER 31, 1952

| | |
|--|-----------------------|
| Cash | \$1,377,323.54 |
| Taxes receivable | 1,683,793.75 |
| Tax title liens | 158,608.89 |
| Foreclosed property | 372,415.00 |
| Accounts receivable | 16,242.56 |
| State road aid receivable | |
| Emergencies and deferred charges | 150,724.51 |
| TOTAL ASSETS | \$3,759,108.25 |
| Cash liabilities | \$1,265,004.78 |
| Reserves | 2,231,060.20 |
| Surplus revenue | 263,043.27 |

| | |
|--|-----------------------|
| TOTAL LIABILITIES AND SURPLUS | \$3,759,108.25 |
|--|-----------------------|

PAULSBORO BOROUGH—GLOUCESTER COUNTY

Population Census, 1950—7,842

Land Area 2.0 sq. mi.

Net Valuation Taxable \$4,866,177

| | |
|--|---------------------|
| EXPENDITURES AND REQUIRED PAYMENTS FOR 1952 | |
| General Government | |
| Administrative and executive | \$15,382.66 |
| Assessment and collection of taxes Finance Department | 10,760.81 |
| Protection to Persons & Property | |
| Fire | 11,900.00 |
| Police | 48,250.00 |
| Other | 1,389.19 |
| Streets and Roads | |
| Repairs and maintenance | 43,500.00 |
| Street lighting | 12,500.00 |
| Sanitation | |
| Street cleaning | |
| Garbage and ash removal | |
| Sewers | |
| Health and Charities | |
| Health service | 3,750.00 |
| Poor (including relief) | 8,834.00 |
| Hospitals (aid and maintenance) .. | |
| Other | 425.00 |
| Recreation | |
| Beaches and boardwalks | |
| Parks and playgrounds | 800.00 |
| Other | |
| Educational | |
| (Exclusive of school districts) .. | 2,625.00 |
| Unclassified Purposes | |
| (Including contingent) | 75.00 |
| SUB-TOTAL—Municipal functions.. | \$160,191.66 |
| Per Capita—Municipal functions | |
| Capital imp'ts and capital imp't fund | \$20.43 |
| Debt Service | \$7,222.22 |
| Principal payments . | \$30,000.00 |
| Interest payments .. | 11,008.34 |
| Total | 41,008.34 |
| Per Capita Debt Service | |
| Defered Charges and Statutory Expenditures | \$5.23 |
| Emergencies | |
| Other deferred chgs. \$49,334.50 | |
| Total | 49,334.50 |
| TOTAL—Municipal expenditures ... | \$257,756.72 |
| Required Payments for Local School, County, and Special District Taxes | |
| TOTAL EXPENDITURES AND REQUIRED PAYMENTS | \$491,438.67 |
| Reserve for uncollected taxes | \$60,652.41 |
| GRAND TOTAL—Budget | \$552,091.08 |
| RECEIPTS AND REVENUES REALIZED IN 1952 TO MEET EXPENDITURES AND REQUIRED PAYMENTS | |
| Surplus revenue appropriated .. | \$45,000.00 |
| Miscellaneous revenues realized .. | 52,211.36 |
| State aid revenues realized | 8,180.00 |
| Delinquent taxes including | |
| liens—1952 collections | 56,070.38 |
| current taxes—1952 collections.. | 370,128.22 |
| Emergency borrowings | |
| TOTAL RECEIPTS AND REVENUES REALIZED | \$531,589.96 |

CAPITAL OUTLAY—1952

| | |
|----------------------------------|-------------|
| Beaches and boardwalks | |
| Buildings and equipment | \$15,170.02 |
| Parks and playgrounds | |
| Sewers | |
| Streets, roads and bridges | |
| Water supply | 3,384.22 |
| Other | |

| | |
|---|---------------------|
| Tax rate | \$8.34 |
| Local school tax rate | 3.76 |
| County tax rate | 1.02 |
| Local purpose tax rate | 3.56 |
| TAXES | |
| Local school tax ... | \$183,128.86 |
| County taxes | 50,553.09 |
| Special district taxes | |
| Local purpose levy | \$233,681.95 |
| Total tax levy (tax duplicate) .. | \$407,091.08 |
| Per Capita Total Tax Levy | |
| Current | \$51.91 |
| 1952 taxes levied (total) | \$417,588.88 |
| Collected in 1952 | 370,128.22 |
| Per cent of levy collected in 1952 ... | 88.63 |
| Transferred to liens | 1,663.87 |
| Cancelled, abated or adjusted | 1,696.09 |
| Outstanding December 31, 1952 .. | \$44,100.70 |
| All Prior Years Outstanding | |
| Balance January 1, 1952 | \$69,369.71 |
| Collected in 1952 | 52,501.69 |
| Balance December 31, 1952 | \$15,327.61 |
| Tax Title Liens Outstanding | |
| Balance January 1, 1952 | \$10,812.87 |
| Redeemed by cash | 3,568.69 |
| Balance December 31, 1952 | \$5,866.90 |
| Property Acquired by Deed or Foreclosure | |
| Balance January 1, 1952 | \$28,737.50 |
| Sale for cash | 8,825.00 |
| Balance December 31, 1952 | \$25,462.50 |

CAPITAL DEBT, DECEMBER 31, 1952

| | |
|------------------------------------|---------------------|
| Gross Debt | |
| School debt | \$110,500.00 |
| Self-liquidating debt .. | 65,640.00 |
| Other capital debt .. | 237,000.00 |
| TOTAL GROSS DEBT | \$413,140.00 |
| Per Capita Gross Debt | |
| Deductions for | \$52.68 |
| School debt | \$110,500.00 |
| Self-liquidating debt .. | 58,640.00 |
| Other capital debt .. | |
| TOTAL DEDUCTIONS | 169,140.00 |
| NET DEBT | \$244,000.00 |

| | |
|------------------------------------|----------------|
| Average Assessed Valuations | |
| Real Property 1950-1951-1952.. | \$4,307,079.00 |
| Per Cent of Net Debt | 5.66 |

CURRENT FINANCES DECEMBER 31, 1952

| | |
|--|---------------------|
| Cash | \$107,501.04 |
| Taxes receivable | 59,428.31 |
| Tax title liens | 5,866.90 |
| Foreclosed property | 25,462.50 |
| Accounts receivable | 5,403.63 |
| State road aid receivable | 4,511.42 |
| Emergencies and deferred charges .. | |
| TOTAL ASSETS | \$208,173.80 |
| Cash liabilities | \$45,595.64 |
| Reserves | 96,161.34 |
| Surplus revenue | 66,416.82 |
| TOTAL LIABILITIES AND SURPLUS | \$208,173.80 |

PEAPACK-GLADSTONE BOROUGH—SOMERSET COUNTY

Population Census, 1950—1,450

Land Area 5.9 sq. mi.

Net Valuation Taxable \$2,016,418

EXPENDITURES AND REQUIRED PAYMENTS FOR 1952

| | |
|---|--------------------|
| General Government | |
| Administrative and executive | \$8,875.00 |
| Assessment and collection of taxes | 2,150.00 |
| Finance Department | 300.00 |
| Protection to Persons & Property | |
| Fire | 2,990.00 |
| Police | 4,550.00 |
| Other | |
| Streets and Roads | |
| Repairs and maintenance | 12,123.89 |
| Street lighting | 3,250.00 |
| Sanitation | |
| Street cleaning | |
| Garbage and ash removal | |
| Sewers | |
| Health and Charities | |
| Health service | 950.00 |
| Poor (including relief) | 550.00 |
| Hospitals (aid and maintenance) | 200.00 |
| Other | |
| Recreation | |
| Beaches and boardwalks | |
| Parks and playgrounds | |
| Other | 750.00 |
| Educational | |
| (Exclusive of school districts) .. | 600.00 |
| Unclassified Purposes | |
| (Including contingent) | 750.00 |
| SUB-TOTAL—Municipal functions.. | \$38,038.89 |

| | |
|--|-----------------|
| Per Capita—Municipal functions | \$26.23 |
| Capital imp'ts and capital imp't fund | \$1,000.00 |
| Debt Service | |
| Principal payments .. | |
| Interest payments .. | |
| Total | |
| Per Capita Debt Service | |
| Deferred Charges and Statutory Expenditures | |
| Emergencies | |
| Other deferred chgs. | \$4,164.55 |
| Total | 4,164.55 |

| | |
|---|--------------------|
| TOTAL—Municipal expenditures .. | \$43,203.44 |
| Required Payments for Local School, County, and Special District Taxes | 97,782.84 |

| | |
|---|---------------------|
| TOTAL EXPENDITURES AND REQUIRED PAYMENTS | \$140,986.28 |
| Reserve for uncollected taxes | \$17,541.00 |
| GRAND TOTAL—Budget | \$158,527.28 |

| | |
|--|---------------------|
| RECEIPTS AND REVENUES REALIZED IN 1952 TO MEET EXPENDITURES AND REQUIRED PAYMENTS | |
| Surplus revenue appropriated .. | \$32,000.00 |
| Miscellaneous revenues realized .. | 10,060.77 |
| State aid revenues realized | 3,315.16 |
| Delinquent taxes including | |
| Hens—1952 collections | 1,046.58 |
| Current taxes—1952 collections .. | 111,014.12 |
| Emergency borrowings | |
| TOTAL RECEIPTS AND REVENUES REALIZED | \$157,436.63 |

CAPITAL OUTLAY—1952

| | |
|----------------------------------|-------|
| Beaches and boardwalks | |
| Buildings and equipment | |
| Parks and playgrounds | |
| Sewers | |
| Streets, roads and bridges | |
| Water supply | |
| Other | |

| | |
|------------------------------|---------------|
| Tax rate | \$5.74 |
| Local school tax rate | 3.91 |
| County tax rate | 0.94 |
| Local purpose tax rate | 0.89 |

TAXES

| | | |
|--|---------------------|--|
| Local school tax ... | \$78,902.59 | |
| County taxes | 18,880.25 | |
| Special district taxes | | |
| Local purpose levy | \$97,782.84 | |
| | 18,760.44 | |
| Total tax levy (tax duplicate) .. | \$116,543.28 | |

| | |
|--|----------------|
| Per Capita Total Tax Levy | \$80.37 |
|--|----------------|

| | |
|--|--------------|
| Current | |
| 1952 taxes levied (total) | \$114,678.63 |
| Collected in 1952 | 111,014.12 |
| Per cent of levy collected in 1952 ... | 96.80 |
| Transferred to liens | |
| Cancelled, abated or adjusted | 206.64 |
| Outstanding December 31, 1952 .. | \$3,457.87 |

| | |
|------------------------------------|------------|
| All Prior Years Outstanding | |
| Balance January 1, 1952 | \$1,308.84 |
| Collected in 1952 | 1,046.58 |
| Balance December 31, 1952 | \$244.08 |

| | |
|------------------------------------|-------|
| Tax Title Liens Outstanding | |
| Balance January 1, 1952 | |
| Redeemed by cash | |
| Balance December 31, 1952 | |

| | |
|---|-------|
| Property Acquired by Deed or Foreclosure | |
| Balance January 1, 1952 | |
| Sale for cash | |
| Balance December 31, 1952 | |

CAPITAL DEBT, DECEMBER 31, 1952

| | |
|-----------------------------|--------------|
| Gross Debt | |
| School debt | \$195,000.00 |
| Self-liquidating debt | |
| Other capital debt .. | |

| | |
|------------------------------------|---------------------|
| TOTAL GROSS DEBT | \$195,000.00 |
| Per Capita Gross Debt | \$134.48 |

| | |
|-----------------------------|--------------|
| Deductions for | |
| School debt | \$106,760.00 |
| Self-liquidating debt | |
| Other capital debt .. | |

| | |
|-------------------------------|--------------------|
| TOTAL DEDUCTIONS | 106,760.00 |
| NET DEBT | \$88,240.00 |

| | |
|------------------------------------|----------------|
| Average Assessed Valuations | |
| Real Property 1950-1951-1952 .. | \$1,779,339.00 |
| Per Cent of Net Debt | 4.95 |

CURRENT FINANCES DECEMBER 31, 1952

| | |
|-------------------------------------|--------------------|
| Cash | \$52,464.13 |
| Taxes receivable | 3,701.95 |
| Tax title liens | |
| Foreclosed property | |
| Accounts receivable | 191.11 |
| State road aid receivable | |
| Emergencies and deferred charges .. | |
| TOTAL ASSETS | \$56,357.19 |

| | |
|--|--------------------|
| Cash liabilities | \$7,396.81 |
| Reserves | 3,893.06 |
| Surplus revenue | 45,067.32 |
| TOTAL LIABILITIES AND SURPLUS | \$56,357.19 |

PEMBERTON BOROUGH—BURLINGTON COUNTY

Population Census, 1950—1,194

Land Area 0.71 sq. mi.

Net Valuation Taxable \$641,006

| | |
|--|--------------------|
| EXPENDITURES AND REQUIRED PAYMENTS FOR 1952 | |
| General Government | |
| Administrative and executive | \$2,250.00 |
| Assessment and collection of taxes | 830.00 |
| Finance Department | 310.00 |
| Protection to Persons & Property | |
| Fire | 2,525.00 |
| Police | 2,000.00 |
| Other | |
| Streets and Roads | |
| Repairs and maintenance | 3,000.00 |
| Street lighting | 3,200.00 |
| Sanitation | |
| Street cleaning | |
| Garbage and ash removal | 600.00 |
| Sewers | |
| Health and Charities | |
| Health service | 400.00 |
| Poor (including relief) | 130.00 |
| Hospitals (aid and maintenance) | |
| Other | |
| Recreation | |
| Beaches and boardwalks | |
| Parks and playgrounds | 300.00 |
| Other | |
| Educational | |
| (Exclusive of school districts) .. | 200.00 |
| Unclassified Purposes | |
| (Including contingent) | 200.00 |
| SUB-TOTAL—Municipal functions.. | \$15,945.00 |
| Per Capita—Municipal functions | |
| Capital imp'ts and capital imp't fund | \$13.35 |
| Debt Service | \$500.00 |
| Principal payments .. | \$4,000.00 |
| Interest payments .. | 570.00 |
| Total | 4,570.00 |
| Per Capita Debt Service | |
| Deferred Charges and Statutory Expenditures | \$3.83 |
| Emergencies | |
| Other deferred chgs. .. | \$1,140.76 |
| Total | 1,140.76 |
| TOTAL—Municipal expenditures .. | \$22,155.76 |
| Required Payments for Local School, County, and Special District Taxes | |
| | 35,410.49 |
| TOTAL EXPENDITURES AND REQUIRED PAYMENTS | \$57,566.25 |
| Reserve for uncollected taxes | \$6,020.70 |
| GRAND TOTAL—Budget | \$63,586.95 |
| RECEIPTS AND REVENUES REALIZED IN 1952 TO MEET EXPENDITURES AND REQUIRED PAYMENTS | |
| Surplus revenue appropriated .. | \$5,000.00 |
| Miscellaneous revenues realized .. | 8,434.78 |
| State aid revenues realized | 1,141.00 |
| Delinquent taxes including liens—1952 collections | 4,346.67 |
| Current taxes—1952 collections .. | 40,497.19 |
| Emergency borrowings | |
| TOTAL RECEIPTS AND REVENUES REALIZED | \$59,419.64 |
| CAPITAL OUTLAY—1952 | |
| Beaches and boardwalks | |
| Buildings and equipment | |
| Parks and playgrounds | |
| Sewers | |
| Streets, roads and bridges | |
| Water supply | |
| Other | \$150.00 |

| | |
|---|---------------------|
| Tax rate | \$6.80 |
| Local school tax rate | 3.27 |
| County tax rate | 2.25 |
| Local purpose tax rate | 1.28 |
| TAXES | |
| Local school tax ... | \$20,977.31 |
| County taxes | 14,433.18 |
| Special district taxes | |
| Local purpose levy | \$35,410.49 |
| | 9,135.70 |
| Total tax levy (tax duplicate) .. | \$44,546.19 |
| Per Capita Total Tax Levy | |
| | \$37.31 |
| Current | |
| 1952 taxes levied (total) | \$44,826.92 |
| Collected in 1952 | 40,497.19 |
| Per cent of levy collected in 1952 ... | 90.34 |
| Transferred to liens | |
| Cancelled, abated or adjusted | 200.00 |
| Outstanding December 31, 1952 .. | \$4,129.13 |
| All Prior Years Outstanding | |
| Balance January 1, 1952 | \$4,515.75 |
| Collected in 1952 | 4,346.67 |
| Balance December 31, 1952 | \$138.78 |
| Tax Title Liens Outstanding | |
| Balance January 1, 1952 | |
| Redeemed by cash | |
| Balance December 31, 1952 | |
| Property Acquired by Deed or Foreclosure | |
| Balance January 1, 1952 | |
| Sale for cash | |
| Balance December 31, 1952 | |
| CAPITAL DEBT, DECEMBER 31, 1952 | |
| Gross Debt | |
| School debt | \$32,500.00 |
| Self-liquidating debt .. | 62,500.00 |
| Other capital debt .. | 18,500.00 |
| TOTAL GROSS DEBT | \$113,500.00 |
| Per Capita Gross Debt | \$95.06 |
| Deductions for | |
| School debt | \$32,500.00 |
| Self-liquidating debt .. | 62,500.00 |
| Other capital debt .. | |
| TOTAL DEDUCTIONS | 95,000.00 |
| NET DEBT | \$18,500.00 |
| Average Assessed Valuations | |
| Real Property 1950-1951-1952 .. | \$563,943.00 |
| Per Cent of Net Debt | 3.28 |
| CURRENT FINANCES DECEMBER 31, 1952 | |
| Cash | \$13,957.94 |
| Taxes receivable | 4,267.91 |
| Tax title liens | |
| Foreclosed property | |
| Accounts receivable | 64.77 |
| State road aid receivable | |
| Emergencies and deferred charges .. | |
| TOTAL ASSETS | \$18,290.62 |
| Cash liabilities | \$2,336.35 |
| Reserves | 4,332.68 |
| Surplus revenue | 11,621.59 |
| TOTAL LIABILITIES AND SURPLUS | \$18,290.62 |

PEMBERTON TOWNSHIP—BURLINGTON COUNTY

Population Census, 1950—4,751

Land Area 64.51 sq. mi.

Net Valuation Taxable \$2,477,521

EXPENDITURES AND REQUIRED PAYMENTS FOR 1952

| | |
|---|--------------------|
| General Government | |
| Administrative and executive | \$10,805.57 |
| Assessment and collection of taxes | 7,915.00 |
| Finance Department | |
| Protection to Persons & Property | |
| Fire | 4,300.33 |
| Police | 5,560.01 |
| Other | |
| Streets and Roads | |
| Repairs and maintenance | 17,575.00 |
| Street lighting | 225.00 |
| Sanitation | |
| Street cleaning | |
| Garbage and ash removal | |
| Sewers | |
| Health and Charities | |
| Health service | 1,625.00 |
| Poor (including relief) | 1,650.00 |
| Hospitals (aid and maintenance) | |
| Other | |
| Recreation | |
| Beaches and boardwalks | |
| Parks and playgrounds | 1,260.50 |
| Other | |
| Educational | |
| (Exclusive of school districts) .. | |
| Unclassified Purposes | |
| (Including contingent) | 800.00 |
| SUB-TOTAL—Municipal functions.. | \$51,716.41 |

| | |
|--|-----------------|
| Per Capita—Municipal functions | \$10.89 |
| Capital imp'ts and capital imp't fund | \$700.00 |
| Debt Service | |
| Principal payments .. | \$2,000.00 |
| Interest payments .. | 300.00 |
| Total | 2,300.00 |
| Per Capita Debt Service | \$0.48 |
| Deferred Charges and Statutory Expenditures | |
| Emergencies | |
| Other deferred chgs. .. | \$1,693.00 |
| Total | 1,693.00 |

| | |
|---|--------------------|
| TOTAL—Municipal expenditures .. | \$56,409.41 |
| Required Payments for Local School, County, and Special District Taxes | 150,937.53 |

| | |
|---|---------------------|
| TOTAL EXPENDITURES AND REQUIRED PAYMENTS | \$207,346.94 |
| Reserve for uncollected taxes | \$30,080.00 |
| GRAND TOTAL—Budget | \$237,426.94 |

RECEIPTS AND REVENUES REALIZED IN 1952 TO MEET EXPENDITURES AND REQUIRED PAYMENTS

| | |
|--|---------------------|
| Surplus revenue appropriated .. | \$18,304.82 |
| Miscellaneous revenues realized .. | 44,136.84 |
| State aid revenues realized | 7,004.00 |
| Delinquent taxes including liens—1952 collections .. | 22,428.05 |
| Current taxes—1952 collections .. | 122,712.38 |
| Emergency borrowings | |
| TOTAL RECEIPTS AND REVENUES REALIZED | \$214,586.09 |

CAPITAL OUTLAY—1952

| | |
|----------------------------------|------------|
| Beaches and boardwalks | |
| Buildings and equipment | |
| Parks and playgrounds | |
| Sewers | |
| Streets, roads and bridges | |
| Water supply | |
| Other | \$3,192.62 |

| | |
|------------------------------|--------|
| Tax rate | \$6.10 |
| Local school tax rate | 3.68 |
| County tax rate | 2.25 |
| Local purpose tax rate | 0.17 |

TAXES

| | | |
|--|-------------|---------------------|
| Local school tax ... | \$91,274.13 | |
| County taxes | 55,858.43 | |
| Special district taxes | 3,804.97 | |
| | | \$150,937.53 |
| Local purpose levy | | 3,400.00 |
| Total tax levy (tax duplicate) .. | | \$154,337.53 |

| | |
|--|----------------|
| Per Capita Total Tax Levy | \$32.49 |
|--|----------------|

Current

| | |
|--|--------------|
| 1952 taxes levied (total) | \$147,463.48 |
| Collected in 1952 | 122,712.38 |
| Per cent of levy collected in 1952 ... | 83.21 |
| Transferred to liens | 7,369.72 |
| Cancelled, abated or adjusted .. | 195.74 |
| Outstanding December 31, 1952 .. | \$17,185.64 |

All Prior Years Outstanding

| | |
|---------------------------------|-------------|
| Balance January 1, 1952 | \$21,698.50 |
| Collected in 1952 | 20,381.74 |
| Balance December 31, 1952 | \$1,751.31 |

Tax Title Liens Outstanding

| | |
|---------------------------------|--------------|
| Balance January 1, 1952 | \$170,234.09 |
| Redeemed by cash | 2,046.31 |
| Balance December 31, 1952 | \$176,155.12 |

Property Acquired by Deed or Forclosure

| | |
|---------------------------------|------------|
| Balance January 1, 1952 | \$8,371.80 |
| Sale for cash | 271.40 |
| Balance December 31, 1952 | \$8,783.40 |

CAPITAL DEBT, DECEMBER 31, 1952

| | |
|--------------------------|--------------|
| Gross Debt | |
| School debt | \$153,200.00 |
| Self-liquidating debt .. | 59,000.00 |
| Other capital debt .. | 5,800.00 |

| | |
|------------------------------------|---------------------|
| TOTAL GROSS DEBT | \$218,000.00 |
| Per Capita Gross Debt | \$45.89 |

Deductions for

| | |
|-------------------------------|--------------------|
| School debt | \$126,260.00 |
| Self-liquidating debt .. | 30,126.00 |
| Other capital debt .. | |
| TOTAL DEDUCTIONS | 156,386.00 |
| NET DEBT | \$61,614.00 |

Average Assessed Valuations

| | |
|---------------------------------|----------------|
| Real Property 1950-1951-1952 .. | \$2,104,332.00 |
| Per Cent of Net Debt | 2.92 |

CURRENT FINANCES DECEMBER 31, 1952

| | |
|-------------------------------------|-------------|
| Cash | \$42,393.55 |
| Taxes receivable | 17,360.95 |
| Tax title liens | 176,155.12 |
| Foreclosed property | 8,783.40 |
| Accounts receivable | 494.52 |
| State road aid receivable .. | 672.08 |
| Emergencies and deferred charges .. | 1,703.29 |

| | |
|---------------------------|---------------------|
| TOTAL ASSETS | \$247,562.91 |
|---------------------------|---------------------|

| | |
|------------------------|-------------|
| Cash liabilities | \$16,911.54 |
| Reserves | 202,793.99 |
| Surplus revenue | 27,857.38 |

| | |
|--|---------------------|
| TOTAL LIABILITIES AND SURPLUS | \$247,562.91 |
|--|---------------------|

PENNINGTON BOROUGH—MERCER COUNTY

Population Census, 1950—1,682 Land Area 0.99 sq. mi. Net Valuation Taxable \$1,996,065

| | |
|--|---------------------|
| EXPENDITURES AND REQUIRED PAYMENTS FOR 1952 | |
| General Government | |
| Administrative and executive | \$7,075.00 |
| Assessment and collection of taxes | 2,920.00 |
| Finance Department | |
| Protection to Persons & Property | |
| Fire | 3,900.00 |
| Police | 3,950.00 |
| Other | |
| Streets and Roads | |
| Repairs and maintenance | 18,760.36 |
| Street lighting | 3,000.00 |
| Sanitation | |
| Street cleaning | |
| Garbage and ash removal | 4,125.00 |
| Sewers | |
| Health and Charities | |
| Health service | 875.00 |
| Poor (including relief) | 2,754.64 |
| Hospitals (aid and maintenance) | |
| Other | |
| Recreation | |
| Beaches and boardwalks | |
| Parks and playgrounds | 750.00 |
| Other | |
| Educational | |
| (Exclusive of school districts) .. | 780.00 |
| Unclassified Purposes | |
| (Including contingent) | 1,400.00 |
| SUB-TOTAL—Municipal functions.. | \$50,290.00 |
| Per Capita—Municipal functions | |
| | \$29.90 |
| Capital imp'ts and capital imp't fund | \$4,500.00 |
| Debt Service | |
| Principal payments .. | \$1,000.00 |
| Interest payments .. | 250.00 |
| Total | 1,250.00 |
| Per Capita Debt Service | |
| | \$0.74 |
| Deferred Charges and Statutory Expenditures | |
| Emergencies | \$3,000.00 |
| Other deferred chgs. | 663.32 |
| Total | 3,663.32 |
| TOTAL—Municipal expenditures ... | \$59,703.32 |
| Required Payments for Local School, County, and Special District Taxes | |
| | 104,377.46 |
| TOTAL EXPENDITURES AND REQUIRED PAYMENTS | \$164,080.78 |
| Reserve for uncollected taxes | \$11,433.71 |
| GRAND TOTAL—Budget | \$175,514.49 |
| RECEIPTS AND REVENUES REALIZED IN 1952 TO MEET EXPENDITURES AND REQUIRED PAYMENTS | |
| Surplus revenue appropriated .. | \$8,950.00 |
| Miscellaneous revenues realized .. | 11,760.74 |
| State aid revenues realized | 9,622.97 |
| Delinquent taxes including | |
| liens—1952 collections | 5,747.65 |
| Current taxes—1952 collections.. | 136,745.18 |
| Emergency borrowings | |
| TOTAL RECEIPTS AND REVENUES REALIZED | \$172,826.54 |

CAPITAL OUTLAY—1952

| | |
|----------------------------------|------------|
| Beaches and boardwalks | |
| Buildings and equipment | \$2,490.00 |
| Parks and playgrounds | |
| Sewers | |
| Streets, roads and bridges | |
| Water supply .. | 12,929.03 |
| Other | |

| | |
|------------------------------|---------------|
| Tax rate | \$7.07 |
| Local school tax rate | 4.11 |
| County tax rate | 1.12 |
| Local purpose tax rate | 1.84 |

TAXES

| | | |
|--|----------------|---------------------|
| Local school tax ... | \$82,099.15 | |
| County taxes | 22,278.31 | |
| Special district taxes | | |
| Local purpose levy | | \$104,377.46 |
| Total tax levy (tax duplicate) .. | | <u>37,987.03</u> |
| | | <u>\$142,364.49</u> |
| Per Capita Total Tax Levy | \$84.64 | |

| | |
|---------------------------------------|-------------------|
| Current | |
| 1952 taxes levied (total) | \$144,086.52 |
| Collected in 1952 | 136,745.18 |
| Per cent of levy collected in 1952 .. | 94.90 |
| Transferred to liens | 53.73 |
| Cancelled, abated or adjusted .. | 625.70 |
| Outstanding December 31, 1952 .. | <u>\$6,661.91</u> |

| | |
|------------------------------------|-----------------|
| All Prior Years Outstanding | |
| Balance January 1, 1952 | \$5,679.58 |
| Collected in 1952 | 5,524.61 |
| Balance December 31, 1952 | <u>\$118.58</u> |

| | |
|------------------------------------|-----------------|
| Tax Title Liens Outstanding | |
| Balance January 1, 1952 | \$424.94 |
| Redeemed by cash | 223.04 |
| Balance December 31, 1952 | <u>\$255.63</u> |

| | |
|---|-------------------|
| Property Acquired by Deed or Foreclosure | |
| Balance January 1, 1952 | \$1,520.00 |
| Sale for cash | 400.00 |
| Balance December 31, 1952 | <u>\$1,410.00</u> |

CAPITAL DEBT, DECEMBER 31, 1952

| | |
|------------------------------------|-------------------|
| Gross Debt | |
| School debt | \$115,153.00 |
| Self-liquidating debt. .. | 59,250.00 |
| Other capital debt .. | |
| TOTAL GROSS DEBT | 174,403.00 |
| Per Capita Gross Debt | \$103.69 |

| | |
|-------------------------------|---------------------|
| Deductions for | |
| School debt | \$115,153.00 |
| Self-liquidating debt. .. | 59,250.00 |
| Other capital debt .. | |
| TOTAL DEDUCTIONS | \$174,403.00 |
| NET DEBT | |

| | |
|------------------------------------|----------------|
| Average Assessed Valuations | |
| Real Property 1950-1951-1952.. | \$1,706,581.00 |
| Per Cent of Net Debt | |

CURRENT FINANCES DECEMBER 31, 1952

| | |
|--|--------------------|
| Cash | \$86,782.07 |
| Taxes receivable | 6,780.49 |
| Tax title liens | 255.63 |
| Foreclosed property | 1,410.00 |
| Accounts receivable | 2,283.21 |
| State road aid receivable | |
| Emergencies and deferred charges .. | |
| TOTAL ASSETS | \$97,511.40 |
| Cash liabilities | \$5,691.56 |
| Reserves | 10,729.33 |
| Surplus revenue | 81,090.51 |
| TOTAL LIABILITIES AND SURPLUS | \$97,511.40 |

PENNSAUKEN TOWNSHIP—CAMDEN COUNTY

Population Census, 1950—22,767

Land Area 10.21 sq. mi.

Net Valuation Taxable \$24,049,338

EXPENDITURES AND REQUIRED PAYMENTS FOR 1952

| | |
|--|---------------------|
| General Government | |
| Administrative and executive | \$39,050.00 |
| Assessment and collection of taxes | 34,850.00 |
| Finance Department | 3,700.00 |
| Protection to Persons & Property | |
| Fire | 53,000.00 |
| Police | 105,925.00 |
| Other | |
| Streets and Roads | |
| Repairs and maintenance | 67,160.00 |
| Street lighting | 28,000.00 |
| Sanitation | |
| Street cleaning | |
| Garbage and ash removal | 66,525.00 |
| Sewers | |
| Health and Charities | |
| Health service | 5,500.00 |
| Poor (including relief) | 7,100.00 |
| Hospitals (aid and maintenance) | |
| Other | |
| Recreation | |
| Beaches and boardwalks | |
| Parks and playgrounds | 20,250.00 |
| Other | |
| Educational (Exclusive of school districts) .. | |
| | |
| Unclassified Purposes (Including contingent) | |
| | 14,500.00 |
| SUB-TOTAL—Municipal functions.. | \$445,560.00 |

Per Capita—Municipal functions **\$19.57**

Capital imp'ts and capital imp't fund

Debt Service
Principal payments .. \$219,000.00
Interest payments .. 91,258.50

Total

Per Capita Debt **\$13.63**

Deferred Charges and Statutory Expenditures
Emergencies

Other deferred chgs. ..

Total

TOTAL—Municipal expenditures .. **\$776,033.61**

Required Payments for Local School, County, and Special District Taxes **940,811.46**

TOTAL EXPENDITURES AND REQUIRED PAYMENTS **\$1,716,845.07**

Reserve for uncollected taxes

GRAND TOTAL—Budget **\$1,806,015.86**

RECEIPTS AND REVENUES REALIZED IN 1952 TO MEET EXPENDITURES AND REQUIRED PAYMENTS

| | |
|------------------------------------|--------------|
| Surplus revenue appropriated .. | \$140,000.00 |
| Miscellaneous revenues realized .. | 291,977.77 |
| State aid revenues realized | 19,440.55 |
| Delinquent taxes including | |
| liens—1952 collections | 69,333.27 |
| Current taxes—1952 collections .. | 1,269,207.93 |
| Emergency borrowings | |

TOTAL RECEIPTS AND REVENUES REALIZED **\$1,780,959.52**

CAPITAL OUTLAY—1952

| | |
|----------------------------------|-------------|
| Beaches and boardwalks | |
| Buildings and equipment | \$36,201.89 |
| Parks and playgrounds | |
| Sewers | 19.32 |
| Streets, roads and bridges | 7,763.33 |
| Water supply | |
| Other | 14,982.02 |

| | |
|------------------------------|---------------|
| Tax rate | \$5.52 |
| Local school tax rate | 2.30 |
| County tax rate | 1.61 |
| Local purpose tax rate | 1.61 |

TAXES

| | |
|------------------------------|--------------|
| Local school tax ... | \$552,627.19 |
| County taxes | 388,184.27 |
| Special district taxes | |
| Local purpose levy | \$940,811.46 |
| | 383,870.40 |

Total tax levy (tax duplicate) .. **\$1,324,681.86**

Per Capita Total Tax Levy **\$58.18**

Current

| | |
|---------------------------------------|----------------|
| 1952 taxes levied (total) | \$1,350,959.68 |
| Collected in 1952 | 1,269,207.93 |
| Per cent of levy collected in 1952 .. | 93.94 |
| Transferred to liens | 4,500.00 |
| Cancelled, abated or adjusted .. | |
| Outstanding December 31, 1952 .. | \$77,251.75 |

All Prior Years Outstanding

| | |
|---------------------------------|--------------|
| Balance January 1, 1952 | \$115,926.26 |
| Collected in 1952 | 66,859.03 |
| Balance December 31, 1952 | \$49,067.23 |

Tax Title Liens Outstanding

| | |
|---------------------------------|-------------|
| Balance January 1, 1952 | \$26,544.99 |
| Redeemed by cash | 2,474.24 |
| Balance December 31, 1952 | \$28,570.75 |

Property Acquired by Deed or Foreclosure

| | |
|---------------------------------|--------------|
| Balance January 1, 1952 | \$910,012.00 |
| Sale for cash | 104,220.33 |
| Balance December 31, 1952 | \$805,791.67 |

CAPITAL DEBT, DECEMBER 31, 1952

Gross Debt

| | |
|-----------------------------|--------------|
| School debt | \$397,000.00 |
| Self-liquidating debt | 731,190.00 |
| Other capital debt .. | 2,660,810.00 |

TOTAL GROSS DEBT **\$3,789,000.00**

Per Capita Gross Debt **\$166.43**

Deductions for

| | |
|-----------------------------|--------------|
| School debt | \$397,000.00 |
| Self-liquidating debt | 731,190.00 |
| Other capital debt .. | 111,084.00 |

TOTAL DEDUCTIONS **1,239,274.00**

NET DEBT **\$2,549,726.00**

Average Assessed Valuations
Real Property 1950-1951-1952 .. \$21,948,652.00
Per Cent of Net Debt

CURRENT FINANCES DECEMBER 31, 1952

| | |
|-------------------------------------|--------------|
| Cash | \$473,949.39 |
| Taxes receivable | 126,318.98 |
| Tax title liens | 28,570.75 |
| Foreclosed property | 805,791.67 |
| Accounts receivable | 37,573.69 |
| State road aid receivable | |
| Emergencies and deferred charges .. | 2,283.83 |

TOTAL ASSETS **\$1,474,488.31**

| | |
|------------------------|-------------|
| Cash liabilities | \$72,118.38 |
| Reserves | 998,255.09 |
| Surplus revenue | 404,114.84 |

TOTAL LIABILITIES AND SURPLUS **\$1,474,488.31**

PENNS GROVE BOROUGH—SALEM COUNTY

Population Census, 1950—6,669 Land Area 0.78 sq. mi. Net Valuation Taxable \$3,305,397

| | |
|--|-------------|
| EXPENDITURES AND REQUIRED PAYMENTS FOR 1952 | |
| General Government | |
| Administrative and executive | \$16,455.00 |
| Assessment and collection of taxes | 5,700.00 |
| Finance Department | |
| Protection to Persons & Property | |
| Fire | 15,900.00 |
| Police | 38,700.00 |
| Other | |
| Streets and Roads | |
| Repairs and maintenance | 18,355.00 |
| Street lighting | 16,000.00 |
| Sanitation | |
| Street cleaning | 3,200.00 |
| Garbage and ash removal | 7,000.00 |
| Sewers | 2,600.00 |
| Health and Charities | |
| Health service | 4,100.00 |
| Poor (including relief) | 3,400.00 |
| Hospitals (aid and maintenance) .. | 1,500.00 |
| Other | 375.00 |
| Recreation | |
| Beaches and boardwalks | |
| Parks and playgrounds | |
| Other | |
| Educational | |
| (Exclusive of school districts) .. | 1,200.00 |
| Unclassified Purposes | |
| (Including contingent) | 1,100.00 |

| | |
|--|---------------------|
| SUB-TOTAL—Municipal functions.. | \$135,585.00 |
| Per Capita—Municipal functions | \$20.33 |
| Capital imp'ts and capital imp't fund | \$9,000.00 |
| Debt Service | |
| Principal payments .. | \$2,000.00 |
| Interest payments .. | 500.00 |
| Total | 2,500.00 |
| Per Capita Debt Service | \$0.37 |
| Deferred Charges and Statutory Expenditures | |
| Emergencies | \$1,000.00 |
| Other deferred chgs | |
| Total | 1,000.00 |
| TOTAL—Municipal expenditures .. | \$148,085.00 |

| | |
|---|-------------------|
| Required Payments for Local School, County, and Special District Taxes | 195,559.65 |
|---|-------------------|

| | |
|---|---------------------|
| TOTAL EXPENDITURES AND REQUIRED PAYMENTS | \$343,644.65 |
| Reserve for uncollected taxes | \$48,147.59 |
| GRAND TOTAL—Budget | \$391,792.24 |

| | |
|--|---------------------|
| RECEIPTS AND REVENUES REALIZED IN 1952 TO MEET EXPENDITURES AND REQUIRED PAYMENTS | |
| Surplus revenue appropriated .. | \$22,992.75 |
| Miscellaneous revenues realized .. | 42,204.12 |
| State aid revenues realized | 16,552.80 |
| Delinquent taxes including | |
| liens—1952 collections | 37,561.19 |
| Current taxes—1952 collections .. | 263,362.85 |
| Emergency borrowings | |
| TOTAL RECEIPTS AND REVENUES REALIZED | \$382,673.71 |

| | |
|----------------------------------|----------|
| CAPITAL OUTLAY—1952 | |
| Beaches and boardwalks | |
| Buildings and equipment | |
| Parks and playgrounds | |
| Sewers | |
| Streets, roads and bridges | \$606.75 |
| Water supply | |
| Other | |

| | |
|------------------------------|---------------|
| Tax rate | \$8.80 |
| Local school tax rate | 4.79 |
| County tax rate | 1.12 |
| Local purpose tax rate | 2.89 |

| | |
|--|---------------------|
| TAXES | |
| Local school tax ... | \$158,420.02 |
| County taxes | 37,139.63 |
| Special district taxes | |
| Local purpose levy | \$195,559.65 |
| | 95,110.25 |
| Total tax levy (tax duplicate) .. | \$290,669.90 |

| | |
|--|----------------|
| Per Capita Total Tax Levy | \$43.59 |
|--|----------------|

| | |
|---------------------------------------|--------------|
| Current | |
| 1952 taxes levied (total) | \$293,780.94 |
| Collected in 1952 | 263,362.85 |
| Per cent of levy collected in 1952 .. | 89.64 |
| Transferred to liens | 290.20 |
| Cancelled, abated or adjusted .. | 4,984.86 |
| Outstanding December 31, 1952 .. | \$25,143.03 |

| | |
|------------------------------------|-------------|
| All Prior Years Outstanding | |
| Balance January 1, 1952 | \$55,297.15 |
| Collected in 1952 | 37,439.53 |
| Balance December 31, 1952 | \$17,857.62 |

| | |
|------------------------------------|------------|
| Tax Title Liens Outstanding | |
| Balance January 1, 1952 | \$2,198.73 |
| Redeemed by cash | 121.66 |
| Balance December 31, 1952 | \$2,367.27 |

| | |
|---|-------|
| Property Acquired by Deed or Foreclosure | |
| Balance January 1, 1952 | |
| Sale for cash | |
| Balance December 31, 1952 | |

| | |
|--|---------------------|
| CAPITAL DEBT, DECEMBER 31, 1952 | |
| Gross Debt | |
| School debt | \$339,508.00 |
| Self-liquidating debt .. | |
| Other capital debt .. | 21,300.00 |
| TOTAL GROSS DEBT | \$360,808.00 |
| Per Capita Gross Debt | \$54.10 |

| | |
|-------------------------------|-------------------|
| Deductions for | |
| School debt | \$235,930.00 |
| Self-liquidating debt .. | |
| Other capital debt .. | |
| TOTAL DEDUCTIONS | 235,930.00 |

| | |
|-----------------------|---------------------|
| NET DEBT | \$124,878.00 |
|-----------------------|---------------------|

| | |
|------------------------------------|----------------|
| Average Assessed Valuations | |
| Real Property 1950-1951-1952 .. | \$2,949,121.00 |
| Per Cent of Net Debt | 4.23 |

| | |
|---|---------------------|
| CURRENT FINANCES DECEMBER 31, 1952 | |
| Cash | \$103,424.33 |
| Taxes receivable | 43,000.65 |
| Tax title liens | 2,367.27 |
| Foreclosed property | |
| Accounts receivable | 453.63 |
| State road aid receivable .. | 7,231.53 |
| Emergencies and deferred charges .. | |
| TOTAL ASSETS | \$156,477.41 |

| | |
|------------------------|-------------|
| Cash liabilities | \$21,983.78 |
| Reserves | 45,821.55 |
| Surplus revenue | 88,672.08 |

| | |
|--|---------------------|
| TOTAL LIABILITIES AND SURPLUS | \$156,477.41 |
|--|---------------------|

PEQUANNOCK TOWNSHIP—MORRIS COUNTY

Population Census, 1950—5,254

Land Area 6.9 sq. mi.

Net Valuation Taxable \$4,419,115

| | |
|--|---------------------|
| EXPENDITURES AND REQUIRED PAYMENTS FOR 1952 | |
| General Government | |
| Administrative and executive | \$23,650.00 |
| Assessment and collection of taxes | 7,100.00 |
| Finance Department | 1,035.00 |
| Protection to Persons & Property | |
| Fire | 18,700.00 |
| Police | 20,120.00 |
| Other | |
| Streets and Roads | |
| Repairs and maintenance | 44,527.78 |
| Street lighting | 8,200.00 |
| Sanitation | |
| Street cleaning | |
| Garbage and ash removal | |
| Sewers | |
| Health and Charities | |
| Health service | 2,625.00 |
| Poor (including relief) | 600.00 |
| Hospitals (aid and maintenance) | |
| Other | |
| Recreation | |
| Benches and boardwalks | |
| Parks and playgrounds | |
| Other | |
| Educational | |
| (Exclusive of school districts) .. | 2,065.00 |
| Unclassified Purposes | |
| (Including contingent) | 1,360.00 |
| SUB-TOTAL—Municipal functions.. | \$129,982.78 |
| Per Capita—Municipal functions | \$24.74 |
| Capital imp'ts and capital imp't fund | \$10,000.00 |
| Debt Service | |
| Principal payments | |
| Interest payments | |
| Total | |
| Per Capita Debt Service | |
| Deferred Charges and Statutory Expenditures | |
| Emergencies | |
| Other deferred chgs. | \$13,411.15 |
| Total | 13,411.15 |

| | |
|---|---------------------|
| TOTAL—Municipal expenditures .. | \$153,393.93 |
| Required Payments for Local School, County, and Special District Taxes | |
| | 287,941.85 |
| TOTAL EXPENDITURES AND REQUIRED PAYMENTS | \$441,335.78 |
| Reserve for uncollected taxes | \$49,781.81 |
| GRAND TOTAL—Budget | \$491,117.59 |

| | |
|--|---------------------|
| RECEIPTS AND REVENUES REALIZED IN 1952 TO MEET EXPENDITURES AND REQUIRED PAYMENTS | |
| Surplus revenue appropriated .. | \$45,000.00 |
| Miscellaneous revenues realized. | 46,463.74 |
| State aid revenues realized | 5,063.33 |
| Delinquent taxes including | |
| Hens—1952 collections | 20,118.99 |
| Current taxes—1952 collections.. | 366,463.73 |
| Emergency borrowings | |
| TOTAL RECEIPTS AND REVENUES REALIZED | \$483,109.79 |

CAPITAL OUTLAY—1952

| | |
|----------------------------------|------------|
| Beaches and boardwalks | |
| Buildings and equipment | |
| Parks and playgrounds | |
| Sewers | |
| Streets, roads and bridges | \$8,757.88 |
| Water supply | |
| Other | |

| | |
|------------------------------|---------------|
| Tax rate | \$8.66 |
| Local school tax rate | 5.46 |
| County tax rate | 1.06 |
| Local purpose tax rate | 2.14 |

TAXES

| | | |
|--|--------------|---------------------|
| Local school tax ... | \$241,113.48 | |
| County taxes | 46,828.37 | |
| Special district taxes | | |
| Local purpose levy | | \$287,941.85 |
| | | 94,535.74 |
| Total tax levy (tax duplicate) .. | | \$382,477.59 |
| Per Capita Total Tax Levy | | \$72.80 |

| | |
|--|--------------|
| Current | |
| 1952 taxes levied (total) | \$396,916.08 |
| Collected in 1952 | 366,463.73 |
| Per cent of levy collected in 1952 | 92.33 |
| Transferred to liens | 1,831.75 |
| Cancelled, abated or adjusted | 2,123.14 |
| Outstanding December 31, 1952 .. | \$26,497.46 |

| | |
|------------------------------------|-------------|
| All Prior Years Outstanding | |
| Balance January 1, 1952 | \$23,427.24 |
| Collected in 1952 | 19,951.65 |
| Balance December 31, 1952 | \$3,465.49 |

| | |
|------------------------------------|-------------|
| Tax Title Liens Outstanding | |
| Balance January 1, 1952 | \$18,731.82 |
| Redeemed by cash | 167.34 |
| Balance December 31, 1952 | \$20,449.21 |

| | |
|---|------------|
| Property Acquired by Deed or Foreclosure | |
| Balance January 1, 1952 | \$3,685.00 |
| Sale for cash | |
| Balance December 31, 1952 | \$3,685.00 |

CAPITAL DEBT, DECEMBER 31, 1952

| | |
|------------------------------------|-----------------------|
| Gross Debt | |
| School debt | \$890,000.00 |
| Self-liquidating debt .. | 54,500.00 |
| Other capital debt .. | 77,200.00 |
| TOTAL GROSS DEBT | \$1,021,700.00 |
| Per Capita Gross Debt | \$194.46 |

| | |
|-------------------------------|---------------------|
| Deductions for | |
| School debt | \$232,093.00 |
| Self-liquidating debt .. | 54,500.00 |
| Other capital debt .. | |
| TOTAL DEDUCTIONS | 286,593.00 |
| NET DEBT | \$735,107.00 |

| | |
|------------------------------------|----------------|
| Average Assessed Valuations | |
| Real Property 1950-1951-1952.. | \$3,868,225.00 |
| Per Cent of Net Debt | 19.00 |

CURRENT FINANCES DECEMBER 31, 1952

| | |
|-------------------------------------|---------------------|
| Cash | \$100,100.98 |
| Taxes receivable | 29,962.95 |
| Tax title liens | 20,449.21 |
| Foreclosed property | 3,685.00 |
| Accounts receivable | 2,939.08 |
| State road aid receivable | 15,959.74 |
| Emergencies and deferred charges .. | 2,758.43 |
| TOTAL ASSETS | \$175,855.39 |

| | |
|------------------------|-------------|
| Cash liabilities | \$16,141.20 |
| Reserves | 57,036.24 |
| Surplus revenue | 102,677.95 |

| | |
|--|---------------------|
| TOTAL LIABILITIES AND SURPLUS | \$175,855.39 |
|--|---------------------|

PERTH AMBOY CITY—MIDDLESEX COUNTY

Population Census, 1950—41,330 Land Area 4.6 sq. mi. Net Valuation Taxable \$59,333,290

EXPENDITURES AND REQUIRED PAYMENTS FOR 1952

| | |
|------------------------------------|--------------|
| General Government | |
| Administrative and executive | \$228,205.04 |
| Assessment and collection of taxes | 100,091.24 |
| Finance Department | 20,500.00 |

| | |
|---|------------|
| Protection to Persons & Property | |
| Fire | 233,634.00 |
| Police | 448,830.00 |
| Other | 61,600.00 |

| | |
|-------------------------------|-----------|
| Streets and Roads | |
| Repairs and maintenance | 64,757.83 |
| Street lighting | 73,411.83 |

| | |
|-------------------------------|------------|
| Sanitation | |
| Street cleaning | 158,811.56 |
| Garbage and ash removal | 145,066.35 |
| Sewers | 121,162.15 |

| | |
|------------------------------------|-----------|
| Health and Charities | |
| Health service | 62,230.00 |
| Poor (including relief) | 65,478.00 |
| Hospitals (aid and maintenance) .. | 10,000.00 |
| Other | 4,800.00 |

| | |
|------------------------------|-----------|
| Recreation | |
| Beaches and boardwalks | |
| Parks and playgrounds | 97,216.00 |
| Other | 94,513.00 |

| | |
|------------------------------------|-----------|
| Educational | |
| (Exclusive of school districts) .. | 49,688.00 |

| | |
|------------------------------|------------|
| Unclassified Purposes | |
| (Including contingent) | 148,627.00 |

| | |
|--|-----------------------|
| SUB-TOTAL—Municipal functions.. | \$2,188,622.00 |
|--|-----------------------|

| | |
|--|----------------|
| Per Capita—Municipal functions | \$52.95 |
|--|----------------|

| | |
|---------------------------------------|-------------|
| Capital imp'ts and capital imp't fund | \$39,014.00 |
|---------------------------------------|-------------|

| | |
|----------------------|--------------|
| Debt Service | |
| Principal payments . | \$450,579.54 |
| Interest payments .. | 338,425.75 |

| | |
|--------------------|--------------------|
| Total | *789,005.29 |
|--------------------|--------------------|

| | |
|--------------------------------------|----------------|
| Per Capita Debt Service | \$19.09 |
|--------------------------------------|----------------|

| | |
|--|-------------|
| Deferred Charges and Statutory Expenditures | |
| Emergencies | \$25,000.00 |
| Other deferred chgs. | 92,894.00 |

| | |
|--------------------|-------------------|
| Total | 117,894.00 |
|--------------------|-------------------|

| | |
|---|-----------------------|
| TOTAL—Municipal expenditures ... | \$3,134,535.29 |
|---|-----------------------|

| | |
|---|---------------------|
| Required Payments for Local School, County, and Special District Taxes | 2,420,529.12 |
|---|---------------------|

| | |
|---|-----------------------|
| TOTAL EXPENDITURES AND REQUIRED PAYMENTS | \$5,555,064.41 |
|---|-----------------------|

| | |
|-------------------------------------|--------------|
| Reserve for uncollected taxes | \$379,614.87 |
|-------------------------------------|--------------|

| | |
|---------------------------------|-----------------------|
| GRAND TOTAL—Budget | \$5,934,679.28 |
|---------------------------------|-----------------------|

RECEIPTS AND REVENUES REALIZED IN 1952 TO MEET EXPENDITURES AND REQUIRED PAYMENTS

| | |
|------------------------------------|--------------|
| Surplus revenue appropriated .. | \$360,000.00 |
| Miscellaneous revenues realized .. | 757,584.53 |
| State aid revenues realized | 22,614.00 |

| | |
|--|-------------------|
| Delinquent taxes including liens—1952 collections | 210,776.95 |
|--|-------------------|

| | |
|---|---------------------|
| Current taxes—1952 collections.. | 4,549,740.48 |
|---|---------------------|

| | |
|-----------------------------------|--------------|
| Emergency borrowings | |
|-----------------------------------|--------------|

| | |
|---|-----------------------|
| TOTAL RECEIPTS AND REVENUES REALIZED | \$5,900,715.96 |
|---|-----------------------|

CAPITAL OUTLAY—1952

| | |
|-------------------------------|-------------|
| Beaches and boardwalks | |
| Buildings and equipment | \$55,393.00 |
| Parks and playgrounds | |

| | |
|----------------------------------|-----------|
| Sewers | |
| Streets, roads and bridges | 79,412.33 |
| Water supply | 25,728.87 |

| | |
|-------------|-------|
| Other | |
|-------------|-------|

| | |
|------------------------------|---------------|
| Tax rate | \$7.99 |
| Local school tax rate | 2.41 |
| County tax rate | 1.67 |
| Local purpose tax rate | 3.91 |

TAXES

| | |
|------------------------------|----------------|
| Local school tax ... | \$1,432,538.76 |
| County taxes | 987,990.36 |
| Special district taxes | |

| | |
|--------------------------|----------------|
| Local purpose levy | \$2,420,529.12 |
| | 2,329,363.16 |

| | |
|--|-----------------------|
| Total tax levy (tax duplicate) .. | \$4,749,892.28 |
|--|-----------------------|

| | |
|--|-----------------|
| Per Capita Total Tax Levy | \$114.93 |
|--|-----------------|

Current

| | |
|---------------------------------|----------------|
| 1952 taxes levied (total) | \$4,759,780.78 |
| Collected in 1952 | 4,549,740.48 |

| | |
|--|-------|
| Per cent of levy collected in 1952 ... | 95.58 |
|--|-------|

| | |
|----------------------------------|----------|
| Transferred to liens | 6,591.38 |
| Cancelled, abated or adjusted .. | |

| | |
|---|---------------------|
| Outstanding December 31, 1952 .. | \$203,448.92 |
|---|---------------------|

All Prior Years Outstanding

| | |
|-------------------------------|--------------|
| Balance January 1, 1952 | \$295,451.46 |
| Collected in 1952 | 194,691.33 |

| | |
|--|--------------------|
| Balance December 31, 1952 | \$96,597.26 |
|--|--------------------|

Tax Title Liens Outstanding

| | |
|-------------------------------|-------------|
| Balance January 1, 1952 | \$59,956.98 |
| Redeemed by cash | 16,085.62 |

| | |
|--|--------------------|
| Balance December 31, 1952 | \$50,462.74 |
|--|--------------------|

Property Acquired by Deed or Foreclosure

| | |
|-------------------------------|--------------|
| Balance January 1, 1952 | \$346,240.60 |
| Sale for cash | 7,872.76 |

| | |
|--|---------------------|
| Balance December 31, 1952 | \$333,367.84 |
|--|---------------------|

CAPITAL DEBT, DECEMBER 31, 1952

Gross Debt

| | |
|--------------------------|----------------|
| School debt | \$1,060,000.00 |
| Self-liquidating debt .. | 703,500.00 |
| Other capital debt .. | 7,167,000.00 |

| | |
|-------------------------------|-----------------------|
| TOTAL GROSS DEBT | \$8,930,500.00 |
|-------------------------------|-----------------------|

| | |
|------------------------------------|-----------------|
| Per Capita Gross Debt | \$216.08 |
|------------------------------------|-----------------|

Deductions for

| | |
|--------------------------|----------------|
| School debt | \$1,060,000.00 |
| Self-liquidating debt .. | 703,500.00 |
| Other capital debt .. | 206,727.00 |

| | |
|--------------------------------|---------------------|
| TOTAL DEDUCTIONS' | 1,970,227.00 |
|--------------------------------|---------------------|

| | |
|-----------------------|-----------------------|
| NET DEBT | \$6,960,273.00 |
|-----------------------|-----------------------|

Average Assessed Valuations

| | |
|---------------------------------|-----------------|
| Real Property 1950-1951-1952 .. | \$47,893,433.00 |
|---------------------------------|-----------------|

| | |
|-----------------------------------|--------------|
| Per Cent of Net Debt | 14.53 |
|-----------------------------------|--------------|

CURRENT FINANCES DECEMBER 31, 1952

| | |
|------------------------|--------------|
| Cash | \$640,333.63 |
| Taxes receivable | 300,046.13 |

| | |
|---------------------------|------------|
| Tax title liens | 50,462.74 |
| Foreclosed property | 338,367.84 |

| | |
|---------------------------------|-----------|
| Accounts receivable | 2,609.21 |
| State road aid receivable | 22,614.00 |

| | |
|-------------------------------------|-----------|
| Emergencies and deferred charges .. | 20,000.00 |
|-------------------------------------|-----------|

| | |
|---------------------------|-----------------------|
| TOTAL ASSETS | \$1,374,433.60 |
|---------------------------|-----------------------|

| | |
|------------------------|--------------|
| Cash liabilities | \$240,507.42 |
| Reserves | 631,485.97 |

| | |
|-----------------------|------------|
| Surplus revenue | 442,440.21 |
|-----------------------|------------|

| | |
|--|-----------------------|
| TOTAL LIABILITIES AND SURPLUS | \$1,374,433.60 |
|--|-----------------------|

* Includes \$91,133.96 Art. VI School Debt Service.

PHILLIPSBURG TOWN—WARREN COUNTY

Population Census, 1950—18,919

Land Area 3.7 sq. mi.

Net Valuation Taxable \$16,393,768

| | |
|--|-----------------------|
| EXPENDITURES AND REQUIRED PAYMENTS FOR 1952 | |
| General Government | |
| Administrative and executive | \$84,914.46 |
| Assessment and collection of taxes | 23,680.00 |
| Finance Department | 2,200.00 |
| Protection to Persons & Property | |
| Fire | 20,600.00 |
| Police | 117,018.52 |
| Other | |
| Streets and Roads | |
| Repairs and maintenance | 79,715.00 |
| Street lighting | 28,110.00 |
| Sanitation | |
| Street cleaning | |
| Garbage and ash removal | 31,305.00 |
| Sewers | 53,700.00 |
| Health and Charities | |
| Health service | 8,900.00 |
| Poor (including relief) | 9,674.02 |
| Hospitals (aid and maintenance) | 4,000.00 |
| Other | |
| Recreation | |
| Beaches and boardwalks | |
| Parks and playgrounds | 11,763.00 |
| Other | |
| Educational | |
| (Exclusive of school districts) .. | 10,545.00 |
| Unclassified Purposes | |
| (Including contingent) | 3,700.00 |
| SUB-TOTAL—Municipal functions.. | \$489,825.00 |
| Per Capita—Municipal functions | \$25.89 |
| Capital imp'ts and capital imp't fund | \$20,000.00 |
| Debt Service | |
| Principal payments .. | \$117,500.00 |
| Interest payments .. | 49,538.88 |
| Total | *167,038.88 |
| Per Capita Debt Service | |
| Deferred Charges and Statutory Expenditures | \$8.83 |
| Emergencies | |
| Other deferred chgs. | |
| Total | |
| TOTAL—Municipal expenditures .. | \$676,863.88 |
| Required Payments for Local School, County, and Special District Taxes | |
| | 655,465.41 |
| TOTAL EXPENDITURES AND REQUIRED PAYMENTS | \$1,332,329.29 |
| Reserve for uncollected taxes | \$122,348.36 |
| GRAND TOTAL—Budget | \$1,454,677.65 |
| RECEIPTS AND REVENUES REALIZED IN 1952 TO MEET EXPENDITURES AND REQUIRED PAYMENTS | |
| Surplus revenue appropriated .. | \$75,000.00 |
| Miscellaneous revenues realized .. | 127,865.96 |
| State aid revenues realized | 18,114.80 |
| Delinquent taxes including | |
| liens—1952 collections | 73,804.60 |
| current taxes—1952 collections .. | 1,156,431.54 |
| Emergency borrowings | |
| TOTAL RECEIPTS AND REVENUES REALIZED | \$1,451,216.90 |

| | |
|---|-----------------------|
| Tax rate | \$7.40 |
| Local school tax rate | 2.67 |
| County tax rate | 1.33 |
| Local purpose tax rate | 3.40 |
| TAXES | |
| Local school tax ... | \$438,171.60 |
| County taxes | 217,293.81 |
| Special district taxes | |
| Local purpose levy | \$655,465.41 |
| Total tax levy (tax duplicate) .. | \$1,218,617.65 |
| Per Capita Total Tax Levy | \$64.41 |
| Current | |
| 1952 taxes levied (total) | \$1,222,256.87 |
| Collected in 1952 | 1,156,431.54 |
| Per cent of levy collected in 1952 .. | 94.61 |
| Transferred to liens | 1,526.23 |
| Cancelled, abated or adjusted .. | 2,819.70 |
| Outstanding December 31, 1952 .. | \$61,479.40 |
| All Prior Years Outstanding | |
| Balance January 1, 1952 | \$115,589.24 |
| Collected in 1952 | 73,032.06 |
| Balance December 31, 1952 | \$37,478.55 |
| Tax Title Liens Outstanding | |
| Balance January 1, 1952 | \$16,253.61 |
| Redeemed by cash | 772.54 |
| Balance December 31, 1952 | \$16,374.85 |
| Property Acquired by Deed or Foreclosure | |
| Balance January 1, 1952 | \$25,505.00 |
| Sale for cash | 9,872.50 |
| Balance December 31, 1952 | \$24,200.00 |

| | |
|--|-----------------------|
| CAPITAL DEBT, DECEMBER 31, 1952 | |
| Gross Debt | |
| School debt | \$381,000.00 |
| Self-liquidating debt | |
| Other capital debt .. | 1,419,325.00 |
| TOTAL GROSS DEBT | \$1,800,325.00 |
| Per Capita Gross Debt | \$95.16 |
| Deductions for | |
| School debt | \$381,000.00 |
| Self-liquidating debt | |
| Other capital debt .. | |
| TOTAL DEDUCTIONS | 381,000.00 |
| NET DEBT | \$1,419,325.00 |
| Average Assessed Valuations | |
| Real Property 1950-1951-1952 .. | \$13,697,565.00 |
| Per Cent of Net Debt | 10.36 |

| | |
|--|---------------------|
| CURRENT FINANCES DECEMBER 31, 1952 | |
| Cash | \$731,334.89 |
| Taxes receivable | 98,957.95 |
| Tax title liens | 16,374.85 |
| Foreclosed property | 24,200.00 |
| Accounts receivable | 73,170.03 |
| State road aid receivable | 5,000.00 |
| Emergencies and deferred charges .. | 200.30 |
| TOTAL ASSETS | \$949,238.02 |
| Cash liabilities | \$268,223.24 |
| Reserves | 212,702.83 |
| Surplus revenue | 442,440.21 |
| TOTAL LIABILITIES AND SURPLUS | \$949,238.02 |

| | |
|----------------------------------|-------------|
| CAPITAL OUTLAY—1952 | |
| Beaches and boardwalks | |
| Buildings and equipment | \$26,396.50 |
| Parks and playgrounds | |
| Sewers | 127,197.01 |
| Streets, roads and bridges | 842.86 |
| Water supply | |
| Other | |

* Includes \$37,740 Art. VI School Debt Service.

PILESGROVE TOWNSHIP—SALEM COUNTY

Population Census, 1950—1,942

Land Area 34.91 sq. mi.

Net Valuation Taxable \$1,685,627

| | |
|--|--------------------|
| EXPENDITURES AND REQUIRED PAYMENTS FOR 1952 | |
| General Government | |
| Administrative and executive | \$4,850.00 |
| Assessment and collection of taxes | 2,100.00 |
| Finance Department | 700.00 |
| Protection to Persons & Property | |
| Fire | 1,600.00 |
| Police | 2,050.00 |
| Other | |
| Streets and Roads | |
| Repairs and maintenance | 23,000.00 |
| Street lighting | 1,300.00 |
| Sanitation | |
| Street cleaning | |
| Garbage and ash removal | |
| Sewers | |
| Health and Charities | |
| Health service | 200.00 |
| Poor (including relief) | 525.00 |
| Hospitals (aid and maintenance) | 200.00 |
| Other | |
| Recreation | |
| Beaches and boardwalks | |
| Parks and playgrounds | |
| Other | |
| Educational | |
| (Exclusive of school districts) .. | 350.00 |
| Unclassified Purposes | |
| (Including contingent) | 400.00 |
| SUB-TOTAL—Municipal functions.. | \$37,275.00 |

| | |
|--|----------------|
| Per Capita—Municipal functions | \$19.19 |
| Capital imp'ts and capital imp't fund | \$6,100.00 |
| Debt Service | |
| Principal payments | |
| Interest payments | |
| Total | |
| Per Capita Debt Service | |
| Deferred Charges and Statutory Expenditures | |
| Emergencies | |
| Other deferred chgs. | \$5,000.00 |
| Total | 5,000.00 |

| | |
|---|--------------------|
| TOTAL—Municipal expenditures .. | \$48,375.00 |
| Required Payments for Local School, County, and Special District Taxes | 87,353.84 |

| | |
|---|---------------------|
| TOTAL EXPENDITURES AND REQUIRED PAYMENTS | \$135,728.84 |
| Reserve for uncollected taxes | \$17,470.35 |
| GRAND TOTAL—Budget | \$153,199.19 |

| | |
|--|---------------------|
| RECEIPTS AND REVENUES REALIZED IN 1952 TO MEET EXPENDITURES AND REQUIRED PAYMENTS | |
| Surplus revenue appropriated .. | \$35,217.35 |
| Miscellaneous revenues realized .. | 30,136.83 |
| State aid revenues realized | 16,428.00 |
| Delinquent taxes including | |
| Liens—1952 collections | 6,672.53 |
| Current taxes—1952 collections .. | 77,688.94 |
| Emergency borrowings | |
| TOTAL RECEIPTS AND REVENUES REALIZED | \$166,143.65 |

CAPITAL OUTLAY—1952

| | |
|----------------------------------|-------|
| Beaches and boardwalks | |
| Buildings and equipment | |
| Parks and playgrounds | |
| Sewers | |
| Streets, roads and bridges | |
| Water supply | |
| Other | |

| | |
|------------------------------|---------------|
| Tax rate | \$5.19 |
| Local school tax rate | 4.06 |
| County tax rate | 1.13 |
| Local purpose tax rate | ... |

TAXES

| | | |
|--|-------------|--------------------|
| Local school tax ... | \$68,298.42 | |
| County taxes | 19,055.42 | |
| Special district taxes | | |
| Local purpose levy | | \$87,353.84 |
| Total tax levy (tax duplicate) .. | | \$87,353.84 |

| | |
|--|----------------|
| Per Capita Total Tax Levy | \$44.98 |
|--|----------------|

| | |
|--|-------------|
| Current | |
| 1952 taxes levied (total) | \$87,483.95 |
| Collected in 1952 | 77,688.94 |
| Per cent of levy collected in 1952 ... | 88.80 |
| Transferred to liens | |
| Cancelled, abated or adjusted | 31.14 |
| Outstanding December 31, 1952 .. | \$9,763.87 |

| | |
|------------------------------------|------------|
| All Prior Years Outstanding | |
| Balance January 1, 1952 | \$6,817.33 |
| Collected in 1952 | 6,672.53 |
| Balance December 31, 1952 | \$97.16 |

| | |
|------------------------------------|-------|
| Tax Title Liens Outstanding | |
| Balance January 1, 1952 | |
| Redeemed by cash | |
| Balance December 31, 1952 | |

| | |
|---|-------|
| Property Acquired by Deed or Foreclosure | |
| Balance January 1, 1952 | |
| Sale for cash | |
| Balance December 31, 1952 | |

CAPITAL DEBT, DECEMBER 31, 1952

| | |
|------------------------------------|---------------------|
| Gross Debt | |
| School debt | \$122,922.00 |
| Self-liquidating debt. | |
| Other capital debt .. | |
| TOTAL GROSS DEBT | \$122,922.00 |
| Per Capita Gross Debt | \$63.30 |

| | |
|-------------------------------|-------------------|
| Deductions for | |
| School debt | \$114,531.00 |
| Self-liquidating debt. | |
| Other capital debt .. | |
| TOTAL DEDUCTIONS | 114,531.00 |
| NET DEBT | \$8,391.00 |

| | |
|------------------------------------|----------------|
| Average Assessed Valuations | |
| Real Property 1950-1951-1952.. | \$1,431,639.00 |
| Per Cent of Net Debt | 0.58 |

| | |
|--|--------------------|
| CURRENT FINANCES DECEMBER 31, 1952 | |
| Cash | \$78,126.64 |
| Taxes receivable | 9,861.03 |
| Tax title liens | |
| Foreclosed property | |
| Accounts receivable | 40.98 |
| State road aid receivable | 5,500.00 |
| Emergencies and deferred charges .. | |
| TOTAL ASSETS | \$93,528.65 |
| Cash liabilities | \$7,940.96 |
| Reserves | 9,902.01 |
| Surplus revenue | 75,685.68 |
| TOTAL LIABILITIES AND SURPLUS | \$93,528.65 |

PINE BEACH BOROUGH—OCEAN COUNTY

Population Census, 1950—495

Land Area 0.75 sq. mi.

Net Valuation Taxable \$744,789

| | |
|--|--------------------|
| EXPENDITURES AND REQUIRED PAYMENTS FOR 1952 | |
| General Government | |
| Administrative and executive | \$5,459.68 |
| Assessment and collection of taxes | 4,837.25 |
| Finance Department | |
| Protection to Persons & Property | |
| Fire | 1,200.00 |
| Police | 4,062.57 |
| Other | |
| Streets and Roads | |
| Repairs and maintenance | 6,643.10 |
| Street lighting | 2,050.00 |
| Sanitation | |
| Street cleaning | |
| Garbage and ash removal | 2,675.00 |
| Sewers | |
| Health and Charities | |
| Health service | 50.00 |
| Poor (including relief) | 125.00 |
| Hospitals (aid and maintenance) | |
| Other | 696.62 |
| Recreation | |
| Beaches and boardwalks | |
| Parks and playgrounds | 350.00 |
| Other | |
| Educational (Exclusive of school districts) .. | |
| Unclassified Purposes (Including contingent) | |
| | 1,100.00 |
| SUB-TOTAL—Municipal functions.. | \$29,249.22 |
| Per Capita—Municipal functions | \$59.00 |
| Capital imp'ts and capital imp't fund | \$917.00 |
| Debt Service | |
| Principal payments .. | |
| Interest payments .. | |
| Total | |
| Per Capita Debt Service | |
| Deferred Charges and Statutory Expenditures | |
| Emergencies | |
| Other deferred chgs. | |
| Total | |
| TOTAL—Municipal expenditures .. | \$30,166.22 |
| Required Payments for Local School, County, and Special District Taxes | |
| | 47,321.93 |
| TOTAL EXPENDITURES AND REQUIRED PAYMENTS | \$77,488.15 |
| Reserve for uncollected taxes | \$9,272.03 |
| GRAND TOTAL—Budget | \$86,760.18 |
| RECEIPTS AND REVENUES REALIZED IN 1952 TO MEET EXPENDITURES AND REQUIRED PAYMENTS | |
| Surplus revenue appropriated | \$12,600.00 |
| Miscellaneous revenues realized | 8,555.60 |
| State aid revenues realized | 4,945.44 |
| Delinquent taxes including | |
| liens—1952 collections | 5,867.77 |
| Current taxes—1952 collections .. | 51,363.99 |
| Emergency borrowings | |
| TOTAL RECEIPTS AND REVENUES REALIZED | \$83,332.80 |

CAPITAL OUTLAY—1952

| | |
|----------------------------------|-------|
| Beaches and boardwalks | |
| Buildings and equipment | |
| Parks and playgrounds | |
| Sewers | |
| Streets, roads and bridges | |
| Water supply | |
| Other | |

| | |
|---|---------------------|
| Tax rate | \$7.91 |
| Local school tax rate | 4.28 |
| County tax rate | 2.07 |
| Local purpose tax rate | 1.56 |
| TAXES | |
| Local school tax ... | \$31,898.38 |
| County taxes | 15,423.55 |
| Special district taxes | |
| Local purpose levy | \$47,321.93 |
| | 11,517.25 |
| Total tax levy (tax duplicate) .. | \$58,839.18 |
| Per Capita Total Tax Levy | \$118.87 |
| Current | |
| 1952 taxes levied (total) | \$59,044.87 |
| Collected in 1952 | 51,363.99 |
| Per cent of levy collected in 1952 ... | 86.99 |
| Transferred to liens | 872.98 |
| Cancelled, abated or adjusted .. | 429.42 |
| Outstanding December 31, 1952 .. | \$6,378.48 |
| All Prior Years Outstanding | |
| Balance January 1, 1952 | \$5,854.53 |
| Collected in 1952 | 5,592.50 |
| Balance December 31, 1952 | \$125.49 |
| Tax Title Liens Outstanding | |
| Balance January 1, 1952 | \$20,376.99 |
| Redeemed by cash | 275.27 |
| Balance December 31, 1952 | \$17,736.14 |
| Property Acquired by Deed or Foreclosure | |
| Balance January 1, 1952 | \$81,415.00 |
| Sale for cash | 23,337.54 |
| Balance December 31, 1952 | \$85,827.50 |
| CAPITAL DEBT, DECEMBER 31, 1952 | |
| Gross Debt | |
| School debt | \$47,899.00 |
| Self-liquidating debt | |
| Other capital debt .. | |
| TOTAL GROSS DEBT | \$47,899.00 |
| Per Capita Gross Debt | \$96.77 |
| Deductions for | |
| School debt | \$47,899.00 |
| Self-liquidating debt .. | |
| Other capital debt .. | |
| TOTAL DEDUCTIONS | 47,899.00 |
| NET DEBT | |
| Average Assessed Valuations | |
| Real Property 1950-1951-1952 .. | \$753,400.00 |
| Per Cent of Net Debt | |
| CURRENT FINANCES DECEMBER 31, 1952 | |
| Cash | \$38,240.02 |
| Taxes receivable | 6,503.97 |
| Tax title liens | 17,736.14 |
| Foreclosed property | 85,827.50 |
| Accounts receivable | 34.90 |
| State road aid receivable | |
| Emergencies and deferred charges .. | |
| TOTAL ASSETS | \$148,342.53 |
| Cash liabilities | \$12,475.78 |
| Reserves | 110,102.51 |
| Surplus revenue | 25,764.24 |
| TOTAL LIABILITIES AND SURPLUS | \$148,342.53 |

PINE HILL BOROUGH—CAMDEN COUNTY

Population Census, 1950—2,546

Land Area 4.11 sq. mi.

Net Valuation Taxable \$908,820

| | |
|--|---------------------|
| EXPENDITURES AND REQUIRED PAYMENTS FOR 1952 | |
| General Government | |
| Administrative and executive | \$5,945.00 |
| Assessment and collection of taxes | 3,180.00 |
| Finance Department | 900.00 |
| Protection to Persons & Property | |
| Fire | 1,925.00 |
| Police | 8,845.00 |
| Other | |
| Streets and Roads | |
| Repairs and maintenance | 7,065.00 |
| Street lighting | 3,300.00 |
| Sanitation | |
| Street cleaning | |
| Garbage and ash removal | |
| Sewers | |
| Health and Charities | |
| Health service | 100.00 |
| Poor (including relief) | 1,140.00 |
| Hospitals (aid and maintenance) | |
| Other | |
| Recreation | |
| Beaches and boardwalks | |
| Parks and playgrounds | 250.00 |
| Other | |
| Educational (Exclusive of school districts) .. | |
| Unclassified Purposes (Including contingent) | |
| | 500.00 |
| SUB-TOTAL—Municipal functions.. | \$33,150.00 |
| Per Capita—Municipal functions | |
| Capital imp'ts and capital imp't fund | \$13.02 |
| | \$4,290.00 |
| Debt Service | |
| Principal payments .. | \$5,500.00 |
| Interest payments .. | 1,950.00 |
| Total | 7,450.00 |
| Per Capita Debt Service | |
| | \$2.93 |
| Deferred Charges and Statutory Expenditures | |
| Emergencies | \$5,000.00 |
| Other deferred chgs. | 55.39 |
| Total | 5,055.39 |
| TOTAL—Municipal expenditures ... | \$49,945.39 |
| Required Payments for Local School, County, and Special District Taxes | |
| | 64,660.19 |
| TOTAL EXPENDITURES AND REQUIRED PAYMENTS | \$114,605.58 |
| Reserve for uncollected taxes | \$17,731.85 |
| GRAND TOTAL—Budget | \$132,337.43 |
| RECEIPTS AND REVENUES REALIZED IN 1952 TO MEET EXPENDITURES AND REQUIRED PAYMENTS | |
| Surplus revenue appropriated .. | \$17,000.00 |
| Miscellaneous revenues realized .. | 14,641.22 |
| State aid revenues realized | 3,697.00 |
| Delinquent taxes including liens—1952 collections .. | |
| | 13,529.79 |
| Current taxes—1952 collections.. | 73,517.08 |
| Emergency borrowings | |
| TOTAL RECEIPTS AND REVENUES REALIZED | \$122,385.09 |
| CAPITAL OUTLAY—1952 | |
| Beaches and boardwalks | |
| Buildings and equipment | |
| Parks and playgrounds | |
| Sewers | |
| Streets, roads and bridges | |
| Water supply | |
| Other | |

| | |
|------------------------------|---------------|
| Tax rate | \$9.72 |
| Local school tax rate | 5.50 |
| County tax rate | 1.62 |
| Local purpose tax rate | 2.60 |

TAXES

| | | |
|---|--------------|--------------------|
| Local school tax ... | \$49,940.68 | |
| County taxes | 14,719.51 | |
| Special district taxes | | |
| Local purpose levy | | \$64,660.19 |
| | | 23,530.24 |
| Total tax levy (tax duplicate) .. | | \$88,190.43 |
| Per Capita Total Tax Levy | | |
| | \$34.64 | |
| Current | | |
| 1952 taxes levied (total) | | \$88,473.53 |
| Collected in 1952 | | 73,517.08 |
| Per cent of levy collected in 1952 ... | 83.09 | |
| Transferred to liens | | |
| Cancelled, abated or adjusted | | |
| Outstanding December 31, 1952 .. | | \$14,956.45 |
| All Prior Years Outstanding | | |
| Balance January 1, 1952 | | \$11,881.51 |
| Collected in 1952 | | 11,711.90 |
| Balance December 31, 1952 | | \$169.61 |
| Tax Title Liens Outstanding | | |
| Balance January 1, 1952 | | \$85,914.20 |
| Redeemed by cash | | 1,817.89 |
| Balance December 31, 1952 | | \$84,096.31 |
| Property Acquired by Deed or Foreclosure | | |
| Balance January 1, 1952 | | \$22,468.18 |
| Sale for cash | | 3,553.79 |
| Balance December 31, 1952 | | \$18,914.39 |

CAPITAL DEBT, DECEMBER 31, 1952

| | | |
|------------------------------------|---------------------|--|
| Gross Debt | | |
| School debt | \$110,000.00 | |
| Self-liquidating debt. | | |
| Other capital debt .. | 44,500.00 | |
| TOTAL GROSS DEBT | \$154,500.00 | |
| Per Capita Gross Debt | | |
| | \$60.68 | |
| Deductions for | | |
| School debt | \$55,124.00 | |
| Self-liquidating debt. | | |
| Other capital debt .. | | |
| TOTAL DEDUCTIONS | 55,124.00 | |
| NET DEBT | \$99,376.00 | |
| Average Assessed Valuations | | |
| Real Property 1950-1951-1952.. | \$918,728.00 | |
| Per Cent of Net Debt | 10.81 | |

CURRENT FINANCES DECEMBER 31, 1952

| | |
|--|---------------------|
| Cash | \$28,005.75 |
| Taxes receivable | 15,126.06 |
| Tax title liens | 84,096.31 |
| Foreclosed property | 18,914.39 |
| Accounts receivable | 14.00 |
| State road aid receivable | |
| Emergencies and deferred charges .. | |
| TOTAL ASSETS | \$146,156.51 |
| Cash liabilities | \$5,617.83 |
| Reserves | 118,150.76 |
| Surplus revenue | 22,387.92 |
| TOTAL LIABILITIES AND SURPLUS | \$146,156.51 |

PINE VALLEY BOROUGH—CAMDEN COUNTY

Population Census, 1950—89

Land Area 0.77 sq. mi.

Net Valuation Taxable \$170,960

| | |
|--|--------------------|
| EXPENDITURES AND REQUIRED PAYMENTS FOR 1952 | |
| General Government | |
| Administrative and executive | \$1,475.00 |
| Assessment and collection of taxes | 975.00 |
| Finance Department | |
| Protection to Persons & Property | |
| Fire | |
| Police | 4,900.00 |
| Other | |
| Streets and Roads | |
| Repairs and maintenance | |
| Street lighting | |
| Sanitation | |
| Street cleaning | |
| Garbage and ash removal | 1,200.00 |
| Sewers | |
| Health and Charities | |
| Health service | |
| Poor (including relief) | |
| Hospitals (aid and maintenance) | |
| Other | |
| Recreation | |
| Benches and boardwalks | |
| Parks and playgrounds | |
| Other | |
| Educational | |
| (Exclusive of school districts) .. | |
| Unclassified Purposes | |
| (Including contingent) | 50.00 |
| SUB-TOTAL—Municipal functions.. | \$8,600.00 |
| Per Capita—Municipal functions | |
| | \$220.51 |
| Capital impts and capital impt fund | |
| Debt Service | |
| Principal payments .. | |
| Interest payments .. | |
| Total | |
| Per Capita Debt Service | |
| | |
| Deferred Charges and Statutory Expenditures | |
| Emergencies | |
| Other deferred chgs. | |
| Total | |
| TOTAL—Municipal expenditures .. | \$8,600.00 |
| Required Payments for Local School, County, and Special District Taxes | |
| | 2,773.57 |
| TOTAL EXPENDITURES AND REQUIRED PAYMENTS | \$11,373.57 |
| Reserve for uncollected taxes | \$478.00 |
| GRAND TOTAL—Budget | \$11,851.57 |
| RECEIPTS AND REVENUES REALIZED IN 1952 TO MEET EXPENDITURES AND REQUIRED PAYMENTS | |
| Surplus revenue appropriated .. | \$1,750.00 |
| Miscellaneous revenues realized .. | 292.02 |
| State aid revenues realized | |
| Delinquent taxes including liens—1952 collections .. | 10,635.64 |
| Current taxes—1952 collections .. | |
| Emergency borrowings | |
| TOTAL RECEIPTS AND REVENUES REALIZED | \$12,677.66 |
| CAPITAL OUTLAY—1952 | |
| Benches and boardwalks | |
| Buildings and equipment | |
| Parks and playgrounds | |
| Sewers | |
| Streets, roads and bridges | |
| Water supply | |
| Other | |

| | |
|---|--------------------|
| Tax rate | \$5.91 |
| Local school tax rate | |
| County tax rate | 1.62 |
| Local purpose tax rate | 4.29 |
| TAXES | |
| Local school tax .. | |
| County taxes | \$2,773.57 |
| Special district taxes | |
| Local purpose levy | \$2,773.57 |
| | 7,328.00 |
| Total tax levy (tax duplicate) .. | \$10,101.57 |
| Per Capita Total Tax Levy | \$259.01 |
| Current | |
| 1952 taxes levied (total) | \$10,635.64 |
| Collected in 1952 | 10,635.64 |
| Per cent of levy collected in 1952 .. | 100.00 |
| Transferred to next | |
| Cancelled, abated or adjusted | |
| Outstanding December 31, 1952 .. | |
| All Prior Years Outstanding | |
| Balance January 1, 1952 | |
| Collected in 1952 | |
| Balance December 31, 1952 | |
| Tax Title Liens Outstanding | |
| Balance January 1, 1952 | |
| Redeemed by cash | |
| Balance December 31, 1952 | |
| Property Acquired by Deed or Foreclosure | |
| Balance January 1, 1952 | |
| Sale for cash | |
| Balance December 31, 1952 | |

| | |
|--|--------------|
| CAPITAL DEBT, DECEMBER 31, 1952 | |
| Gross Debt | |
| School debt | |
| Self-liquidating debt | |
| Other capital debt .. | |
| TOTAL GROSS DEBT | |
| Per Capita Gross Debt | |
| Deductions for | |
| School debt | |
| Self-liquidating debt .. | |
| Other capital debt .. | |
| TOTAL DEDUCTIONS | |
| NET DEBT | |
| Average Assessed Valuations | |
| Real Property 1950-1951-1952 .. | \$146,860.00 |
| Per Cent of Net Debt | |

| | |
|--|-------------------|
| CURRENT FINANCES DECEMBER 31, 1952 | |
| Cash | \$6,876.55 |
| Taxes receivable | |
| Tax title liens | |
| Foreclosed property | |
| Accounts receivable | |
| State road aid receivable | |
| Emergencies and deferred charges .. | |
| TOTAL ASSETS | \$6,876.55 |
| Cash liabilities | \$3,428.24 |
| Reserves | |
| Surplus revenue | 3,448.31 |
| TOTAL LIABILITIES AND SURPLUS | \$6,876.55 |

PISCATAWAY TOWNSHIP—MIDDLESEX COUNTY

Population Census, 1950—10,180

Land Area 18.9 sq. mi.

Net Valuation Taxable \$7,132,945

| | |
|--|-------------|
| EXPENDITURES AND REQUIRED PAYMENTS FOR 1952 | |
| General Government | |
| Administrative and executive | \$25,771.25 |
| Assessment and collection of taxes | 62,800.00 |
| Finance Department | 1,550.00 |

| | |
|---|-----------|
| Protection to Persons & Property | |
| Fire | |
| Police | 56,594.94 |
| Other | |

| | |
|-------------------------------|-----------|
| Streets and Roads | |
| Repairs and maintenance | 77,135.81 |
| Street lighting | 19,000.00 |

| | |
|-------------------------------|-------|
| Sanitation | |
| Street cleaning | |
| Garbage and ash removal | |
| Sewers | |

| | |
|---------------------------------------|----------|
| Health and Charities | |
| Health service | 3,070.00 |
| Poor (including relief) | 3,450.00 |
| Hospitals (aid and maintenance) | 1,000.00 |
| Other | 850.00 |

| | |
|------------------------------|----------|
| Recreation | |
| Beaches and boardwalks | |
| Parks and playgrounds | |
| Other | 2,518.00 |

| | |
|------------------------------------|----------|
| Educational | |
| (Exclusive of school districts) .. | 1,200.00 |

| | |
|------------------------------|--------|
| Unclassified Purposes | |
| (Including contingent) | 500.00 |

| | |
|----------------------------------|--------------|
| SUB-TOTAL—Municipal functions .. | \$255,440.00 |
|----------------------------------|--------------|

| | |
|---|-------------|
| Per Capita—Municipal functions | \$25.09 |
| Capital imp'ts and capital imp't fund .. | \$31,500.00 |

| | |
|-----------------------|-------------|
| Debt Service | |
| Principal payments .. | \$15,000.00 |
| Interest payments .. | 5,400.00 |
| Total | 20,400.00 |

| | | |
|--------------------------------------|--|--------|
| Per Capita Debt Service | | \$2.00 |
|--------------------------------------|--|--------|

| | |
|--|-------|
| Deferred Charges and Statutory Expenditures | |
| Emergencies | |
| Other deferred chgs. | |
| Total | |

| | |
|---------------------------------|--------------|
| TOTAL—Municipal expenditures .. | \$307,340.00 |
|---------------------------------|--------------|

| | |
|---|------------|
| Required Payments for Local School, County, and Special District Taxes | 603,442.32 |
|---|------------|

| | |
|---|--------------|
| TOTAL EXPENDITURES AND REQUIRED PAYMENTS | \$910,782.32 |
|---|--------------|

| | |
|-------------------------------------|--------------|
| Reserve for uncollected taxes | \$131,559.51 |
|-------------------------------------|--------------|

| | |
|---------------------------------|----------------|
| GRAND TOTAL—Budget | \$1,042,341.83 |
|---------------------------------|----------------|

| | |
|--|--|
| RECEIPTS AND REVENUES REALIZED IN 1952 TO MEET EXPENDITURES AND REQUIRED PAYMENTS | |
|--|--|

| | |
|------------------------------------|--------------|
| Surplus revenue appropriated .. | \$124,000.00 |
| Miscellaneous revenues realized .. | 158,202.31 |
| State aid revenues realized | 15,090.00 |

| | |
|-----------------------------------|------------|
| Delinquent taxes including | |
| Hens—1952 collections | 79,351.68 |
| Current taxes—1952 collections .. | 686,940.33 |
| Emergency borrowings | |

| | |
|---|----------------|
| TOTAL RECEIPTS AND REVENUES REALIZED | \$1,063,584.32 |
|---|----------------|

CAPITAL OUTLAY—1952

| | |
|----------------------------------|-------|
| Beaches and boardwalks | |
| Buildings and equipment | |
| Parks and playgrounds | |
| Sewers | |
| Streets, roads and bridges | |
| Water supply | |
| Other | |

| | |
|------------------------------|--------|
| Tax rate | \$0.88 |
| Local school tax rate | 6.21 |
| County tax rate | 1.60 |
| Local purpose tax rate | 2.07 |

TAXES

| | | |
|------------------------------|--------------|--------------|
| Local school tax ... | \$443,191.06 | |
| County taxes | 114,451.26 | |
| Special district taxes | 45,800.00 | |
| | | \$603,442.32 |

| | |
|-----------------------------------|--------------|
| Local purpose levy | 146,909.51 |
| Total tax levy (tax duplicate) .. | \$750,351.83 |

| | |
|--|---------|
| Per Capita Total Tax Levy | \$73.71 |
|--|---------|

| | |
|--|--------------|
| Current | |
| 1952 taxes levied (total) | \$761,452.89 |
| Collected in 1952 | 686,940.33 |
| Per cent of levy collected in 1952 ... | 90.21 |
| Transferred to liens | 26,545.60 |
| Cancelled, abated or adjusted .. | 4,082.81 |
| Outstanding December 31, 1952 .. | \$43,884.15 |

| | |
|------------------------------------|-------------|
| All Prior Years Outstanding | |
| Balance January 1, 1952 | \$38,517.66 |
| Collected in 1952 | 37,033.33 |
| Balance December 31, 1952 | \$489.98 |

| | |
|------------------------------------|--------------|
| Tax Title Liens Outstanding | |
| Balance January 1, 1952 | \$302,493.64 |
| Redeemed by cash | 3,283.94 |
| Balance December 31, 1952 | \$133,074.75 |

| | |
|---|--------------|
| Property Acquired by Deed or Foreclosure | |
| Balance January 1, 1952 | \$85,032.00 |
| Sale for cash | 39,034.41 |
| Balance December 31, 1952 | \$114,235.32 |

CAPITAL DEBT, DECEMBER 31, 1952

| | |
|--------------------------|--------------|
| Gross Debt | |
| School debt | \$347,000.00 |
| Self-liquidating debt .. | |
| Other capital debt .. | 125,000.00 |

| | |
|------------------------------------|--------------|
| TOTAL GROSS DEBT | \$472,000.00 |
| Per Capita Gross Debt | \$46.37 |

| | |
|--------------------------|--------------|
| Deductions for | |
| School debt | \$347,000.00 |
| Self-liquidating debt .. | |
| Other capital debt .. | |

| | |
|-------------------------------|--------------|
| TOTAL DEDUCTIONS | 347,000.00 |
| NET DEBT | \$125,000.00 |

| | |
|------------------------------------|----------------|
| Average Assessed Valuations | |
| Real Property 1950-1951-1952 .. | \$6,240,031.00 |
| Per Cent of Net Debt | 2.00 |

| | |
|---|--------------|
| CURRENT FINANCES DECEMBER 31, 1952 | |
| Cash | \$377,519.01 |
| Taxes receivable | 44,374.13 |
| Tax title liens | 133,074.75 |
| Foreclosed property | 114,235.32 |
| Accounts receivable | 49,332.85 |
| State road aid receivable .. | 49,913.45 |
| Emergencies and deferred charges .. | |

| | |
|---------------------------|--------------|
| TOTAL ASSETS | \$768,449.51 |
|---------------------------|--------------|

| | |
|------------------------|--------------|
| Cash liabilities | \$100,188.12 |
| Reserves | 341,017.05 |
| Surplus revenue | 327,244.34 |

| | |
|--|--------------|
| TOTAL LIABILITIES AND SURPLUS | \$768,449.51 |
|--|--------------|

PITMAN BOROUGH—GLOUCESTER COUNTY

Population Census, 1950—6,960

Land Area 2.35 sq. mi.

Net Valuation Taxable \$6,168,365

EXPENDITURES AND REQUIRED PAYMENTS FOR 1952

| | |
|---|---------------------|
| General Government | |
| Administrative and executive . . . | \$24,150.00 |
| Assessment and collection of taxes | 5,900.00 |
| Finance Department | 2,100.00 |
| Protection to Persons & Property | |
| Fire | 6,000.00 |
| Police | 37,850.00 |
| Other | |
| Streets and Roads | |
| Repairs and maintenance | 49,000.00 |
| Street lighting | 15,000.00 |
| Sanitation | |
| Street cleaning | |
| Garbage and ash removal | |
| Sewers | |
| Health and Charities | |
| Health service | 2,585.00 |
| Poor (including relief) | 1,600.00 |
| Hospitals (aid and maintenance) | |
| Other | |
| Recreation | |
| Beaches and boardwalks | |
| Parks and playgrounds | 2,800.00 |
| Other | |
| Educational | |
| (Exclusive of school districts) | 1,000.00 |
| Unclassified Purposes | |
| (Including contingent) | 750.00 |
| SUB-TOTAL—Municipal functions.. | \$148,735.00 |

| | |
|--|---------------------|
| Per Capita—Municipal functions | \$21.37 |
| Capital imp'ts and capital imp't fund | \$12,683.33 |
| Debt Service | |
| Principal payments | \$17,000.00 |
| Interest payments | 3,097.50 |
| Total | 20,097.50 |
| Per Capita Debt | |
| Service | \$2.89 |
| Deferred Charges and Statutory Expenditures | |
| Emergencies | |
| Other deferred chgs. | |
| Total | |
| TOTAL—Municipal expenditures | \$181,515.83 |

| | |
|---|---------------------|
| Required Payments for Local School, County, and Special District Taxes | 288,261.57 |
| TOTAL EXPENDITURES AND REQUIRED PAYMENTS | \$469,777.40 |
| Reserve for uncollected taxes | \$28,538.47 |
| GRAND TOTAL—Budget | \$498,315.87 |

| | |
|--|---------------------|
| RECEIPTS AND REVENUES REALIZED IN 1952 TO MEET EXPENDITURES AND REQUIRED PAYMENTS | |
| Surplus revenue appropriated | \$18,500.00 |
| Miscellaneous revenues realized | 48,363.32 |
| State aid revenues realized | 12,861.00 |
| Delinquent taxes including | |
| liens—1952 collections | 28,038.92 |
| Current taxes—1952 collections | 394,894.07 |
| Emergency borrowings | |
| TOTAL RECEIPTS AND REVENUES REALIZED | \$502,657.31 |

CAPITAL OUTLAY—1952

| | |
|--------------------------------------|------------|
| Beaches and boardwalks | |
| Buildings and equipment | \$6,000.00 |
| Parks and playgrounds | |
| Sewers | 2,880.28 |
| Streets, roads and bridges | |
| Water supply | 7,073.50 |
| Other | |

| | |
|----------------------------------|---------------|
| Tax rate | \$6.68 |
| Local school tax rate | 3.65 |
| County tax rate | 1.02 |
| Local purpose tax rate | 2.01 |

TAXES

| | | |
|---|---------------------|--|
| Local school tax | \$225,069.25 | |
| County taxes | 63,192.32 | |
| Special district taxes | | |
| Total | \$288,261.57 | |
| Local purpose levy | 125,223.30 | |
| Total tax levy (tax duplicate) | \$413,484.87 | |

| | |
|--|----------------|
| Per Capita Total Tax Levy | \$59.41 |
|--|----------------|

| | |
|--|--------------|
| Current | |
| 1952 taxes levied (total) | \$418,807.02 |
| Collected in 1952 | 394,894.07 |
| Per cent of levy collected in 1952 | 94.29 |
| Transferred to liens | 1,521.71 |
| Cancelled, abated or adjusted | 1,297.57 |
| Outstanding December 31, 1952 | \$21,093.67 |

| | |
|-------------------------------------|-------------|
| All Prior Years Outstanding | |
| Balance January 1, 1952 | \$27,803.09 |
| Collected in 1952 | 26,785.53 |
| Balance December 31, 1952 | \$63.49 |

| | |
|-------------------------------------|------------|
| Tax Title Liens Outstanding | |
| Balance January 1, 1952 | \$4,624.97 |
| Redeemed by cash | 1,253.39 |
| Balance December 31, 1952 | \$5,497.21 |

| | |
|---|------------|
| Property Acquired by Deed or Foreclosure | |
| Balance January 1, 1952 | \$9,635.50 |
| Sale for cash | 967.00 |
| Balance December 31, 1952 | \$8,935.00 |

CAPITAL DEBT, DECEMBER 31, 1952

| | |
|---------------------------------|--------------|
| Gross Debt | |
| School debt | \$327,000.00 |
| Self-liquidating debt | 86,500.00 |
| Other capital debt | 61,000.00 |

| | |
|--|---------------------|
| TOTAL GROSS DEBT | \$474,500.00 |
| Per Capita Gross Debt | \$68.18 |

| | |
|---------------------------------|--------------|
| Deductions for | |
| School debt | \$327,000.00 |
| Self-liquidating debt | 86,500.00 |
| Other capital debt | |

| | |
|-----------------------------------|--------------------|
| TOTAL DEDUCTIONS | 413,500.00 |
| NET DEBT | \$61,000.00 |

| | |
|--|----------------|
| Average Assessed Valuations | |
| Real Property 1950-1951-1952 | \$5,596,127.00 |
| Per Cent of Net Debt | 1.09 |

CURRENT FINANCES DECEMBER 31, 1952

| | |
|--|---------------------|
| Cash | \$99,999.20 |
| Taxes receivable | 21,157.16 |
| Tax title liens | 5,497.21 |
| Foreclosed property | 8,935.00 |
| Accounts receivable | 1,000.33 |
| State road aid receivable | |
| Emergencies and deferred charges | |
| TOTAL ASSETS | \$136,588.90 |

| | |
|----------------------------|-------------|
| Cash liabilities | \$26,433.48 |
| Reserves | 36,589.70 |
| Surplus revenue | 73,565.72 |

| | |
|--|---------------------|
| TOTAL LIABILITIES AND SURPLUS | \$136,588.90 |
|--|---------------------|

PITTSGROVE TOWNSHIP—SALEM COUNTY

Population Census, 1950—2,808 Land Area 44.5 sq. mi. Net Valuation Taxable \$1,870,527

| | |
|---|---------------------|
| EXPENDITURES AND RE-REQUIRED PAYMENTS FOR 1952 | |
| General Government | |
| Administrative and executive | \$5,320.00 |
| Assessment and collection of taxes | 4,550.00 |
| Finance Department | 600.00 |
| Protection to Persons & Property | |
| Fire | 200.00 |
| Police | 2,800.00 |
| Other | |
| Streets and Roads | |
| Repairs and maintenance | 25,200.00 |
| Street lighting | |
| Sanitation | |
| Street cleaning | |
| Garbage and ash removal | |
| Sewers | |
| Health and Charities | |
| Health service | 1,650.00 |
| Poor (including relief) | 725.00 |
| Hospitals (aid and maintenance) | 300.00 |
| Other | |
| Recreation | |
| Beaches and boardwalks | |
| Parks and playgrounds | |
| Other | |
| Educational | |
| (Exclusive of school districts) .. | |
| Unclassified Purposes | |
| (Including contingent) | 250.00 |
| SUB-TOTAL—Municipal functions.. | \$41,595.00 |
| Per Capita—Municipal functions | |
| Capital imp'ts and capital imp't fund | \$14.81 |
| Debt Service | \$9,944.44 |
| Principal payments .. | |
| Interest payments .. | \$480.00 |
| Total | 480.00 |
| Per Capita Debt | |
| Service | \$0.17 |
| Deferred Charges and Statutory Expenditures | |
| Emergencies | |
| Other deferred chgs. | \$6,722.95 |
| Total | 6,722.95 |
| TOTAL—Municipal expenditures ... | \$58,742.39 |
| Required Payments for Local School, County and Special District Taxes | |
| | 87,669.76 |
| TOTAL EXPENDITURES AND REQUIRED PAYMENTS | \$146,412.15 |
| Reserve for uncollected taxes | \$36,000.00 |
| GRAND TOTAL—Budget | \$182,412.15 |
| RECEIPTS AND REVENUES REALIZED IN 1952 TO MEET EXPENDITURES AND RE-REQUIRED PAYMENTS | |
| Surplus revenue appropriated .. | \$29,842.39 |
| Miscellaneous revenues realized .. | 35,443.63 |
| State aid revenues realized | 21,446.00 |
| Delinquent taxes including | |
| liens—1952 collections | 22,208.96 |
| Current taxes—1952 collections.. | 63,504.00 |
| Emergency borrowings | |
| TOTAL RECEIPTS AND REVENUES REALIZED | \$172,444.08 |

CAPITAL OUTLAY—1952

| | |
|----------------------------------|-------|
| Beaches and boardwalks | |
| Buildings and equipment | |
| Parks and playgrounds | |
| Sewers | |
| Streets, roads and bridges | |
| Water supply | |
| Other | |

| | |
|------------------------------|--------|
| Tax rate | \$4.36 |
| Local school tax rate | 3.23 |
| County tax rate | 1.13 |
| Local purpose tax rate | ... |

TAXES

| | | |
|--|--------------|--------------------|
| Local school tax ... | \$60,189.48 | |
| County taxes | 21,130.28 | |
| Special district taxes | 6,350.00 | |
| Local purpose levy | | \$87,669.76 |
| Total tax levy (tax duplicate) .. | | \$87,669.76 |

Per Capita Total Tax Levy **\$31.22**

| | |
|--|-------------|
| Current | |
| 1952 taxes levied (total) | \$89,127.87 |
| Collected in 1952 | 63,504.00 |
| Per cent of levy collected in 1952 ... | 71.25 |
| Transferred to liens | 415.13 |
| Cancelled, abated or adjusted | 72.76 |
| Outstanding December 31, 1952 .. | \$25,135.98 |

| | |
|------------------------------------|-------------|
| All Prior Years Outstanding | |
| Balance January 1, 1952 | \$28,295.51 |
| Collected in 1952 | 21,864.05 |
| Balance December 31, 1952 | \$5,868.12 |

| | |
|------------------------------------|------------|
| Tax Title Liens Outstanding | |
| Balance January 1, 1952 | \$7,074.39 |
| Redeemed by cash | 344.91 |
| Balance December 31, 1952 | \$7,151.64 |

| | |
|---|-------|
| Property Acquired by Deed or Foreclosure | |
| Balance January 1, 1952 | |
| Sale for cash | 72.76 |
| Balance December 31, 1952 | |

CAPITAL DEBT, DECEMBER 31, 1952

| | |
|------------------------------------|--------------------|
| Gross Debt | |
| School debt | \$19,000.00 |
| Self-liquidating debt. | |
| Other capital debt .. | 12,000.00 |
| TOTAL GROSS DEBT | \$31,000.00 |
| Per Capita Gross Debt | \$11.04 |

| | |
|-------------------------------|--------------------|
| Deductions for | |
| School debt | \$19,000.00 |
| Self-liquidating debt. | |
| Other capital debt .. | |
| TOTAL DEDUCTIONS | 19,000.00 |
| NET DEBT | \$12,000.00 |

| | |
|------------------------------------|----------------|
| Average Assessed Valuations | |
| Real Property 1950-1951-1952.. | \$1,530,144.00 |
| Per Cent of Net Debt | 0.78 |

CURRENT FINANCES DECEMBER 31, 1952

| | |
|-------------------------------------|---------------------|
| Cash | \$76,051.99 |
| Taxes receivable | 31,004.10 |
| Tax title liens | 7,151.64 |
| Foreclosed property | |
| Accounts receivable | 23.65 |
| State road aid receivable | 1,050.17 |
| Emergencies and deferred charges .. | |
| TOTAL ASSETS | \$115,281.55 |

| | |
|------------------------|-------------|
| Cash liabilities | \$11,540.82 |
| Reserves | 38,179.39 |
| Surplus revenue | 65,561.34 |

TOTAL LIABILITIES AND SURPLUS **\$115,281.55**

PLAINFIELD CITY—UNION COUNTY

Population Census, 1950—42,366

Land Area 6.0 sq. mi.

Net Valuation Taxable \$69,568,379

| | |
|--|-----------------------|
| EXPENDITURES AND REQUIRED PAYMENTS FOR 1952 | |
| General Government | |
| Administrative and executive | \$104,192.24 |
| Assessment and collection of taxes | 47,093.00 |
| Finance Department | 26,134.50 |
| Protection to Persons & Property | |
| Fire | 404,429.06 |
| Police | 403,756.50 |
| Other | 35,745.50 |
| Streets and Roads | |
| Repairs and maintenance | 171,593.96 |
| Street lighting | 49,200.00 |
| Sanitation | |
| Street cleaning | 33,513.44 |
| Garbage and ash removal | 60,592.50 |
| Sewers | 114,873.91 |
| Health and Charities | |
| Health service | 54,726.00 |
| Poor (including relief) | 60,592.50 |
| Hospitals (aid and maintenance) | 42,000.00 |
| Other | |
| Recreation | |
| Beaches and boardwalks | |
| Parks and playgrounds | 42,826.75 |
| Other | 400.00 |
| Educational | |
| (Exclusive of school districts) .. | 60,799.40 |
| Unclassified Purposes | |
| (Including contingent) | 115,845.50 |
| SUB-TOTAL—Municipal functions.. | \$1,767,722.26 |
| Per Capita—Municipal functions | \$41.73 |
| Capital imp'ts and capital imp't fund | \$104,250.00 |
| Debt Service | |
| Principal payments .. | \$276,506.81 |
| Interest payments .. | 118,713.75 |
| Total | *395,220.56 |
| Per Capita Debt Service | \$9.33 |
| Deferred Charges and Statutory Expenditures | |
| Emergencies | \$26,700.00 |
| Other deferred chgs | 218,222.76 |
| Total | 244,922.76 |
| TOTAL—Municipal expenditures .. | \$2,512,115.58 |
| Required Payments for Local School, County, and Special District Taxes | |
| | 2,408,531.43 |
| TOTAL EXPENDITURES AND REQUIRED PAYMENTS | \$4,920,647.01 |
| Reserve for uncollected taxes | \$425,989.36 |
| GRAND TOTAL—Budget | \$5,346,636.37 |
| RECEIPTS AND REVENUES REALIZED IN 1952 TO MEET EXPENDITURES AND REQUIRED PAYMENTS | |
| Surplus revenue appropriated .. | \$340,000.00 |
| Miscellaneous revenues realized .. | 636,235.66 |
| State aid revenues realized | 27,551.00 |
| Delinquent taxes including | |
| liens—1952 collections | 174,673.91 |
| Current taxes—1952 collections .. | 4,176,261.29 |
| Emergency borrowings | |
| TOTAL RECEIPTS AND REVENUES REALIZED | \$5,354,721.86 |
| CAPITAL OUTLAY—1952 | |
| Beaches and boardwalks | |
| Buildings and equipment | \$927,926.42 |
| Parks and playgrounds | 17,179.67 |
| Sewers | 17,525.60 |
| Streets, roads and bridges | 343,848.55 |
| Water supply | |
| Other | 11,641.65 |

| | |
|---|-----------------------|
| Tax rate | \$6.27 |
| Local school tax rate | 2.62 |
| County tax rate | 0.84 |
| Local purpose tax rate | 2.81 |
| TAXES | |
| Local school tax ... | \$1,821,679.00 |
| County taxes | 586,852.43 |
| Special district taxes | |
| Local purpose levy | \$2,408,531.43 |
| Total tax levy (tax duplicate) .. | \$4,369,951.04 |
| Per Capita Total Tax Levy | \$103.15 |
| Current | |
| 1952 taxes levied (total) | \$4,395,898.38 |
| Collected in 1952 | 4,176,261.29 |
| Per cent of levy collected in 1952 .. | 95.00 |
| Transferred to liens | 523.78 |
| Cancelled, abated or adjusted | 14,907.66 |
| Outstanding December 31, 1952 .. | \$204,205.65 |
| All Prior Years Outstanding | |
| Balance January 1, 1952 | \$195,345.00 |
| Collected in 1952 | 174,329.45 |
| Balance December 31, 1952 | \$11,004.42 |
| Tax Title Liens Outstanding | |
| Balance January 1, 1952 | \$2,244.44 |
| Redeemed by cash | 344.46 |
| Balance December 31, 1952 | \$4,160.38 |
| Property Acquired by Deed or Foreclosure | |
| Balance January 1, 1952 | \$65,725.00 |
| Sale for cash | 47,580.00 |
| Balance December 31, 1952 | \$62,175.00 |
| CAPITAL DEBT, DECEMBER 31, 1952 | |
| Gross Debt | |
| School debt | \$4,043,000.00 |
| Self-liquidating debt .. | |
| Other capital debt .. | 1,976,800.00 |
| TOTAL GROSS DEBT | \$6,019,800.00 |
| Per Capita Gross Debt | \$142.09 |
| Deductions for | |
| School debt | \$4,043,000.00 |
| Self-liquidating debt .. | |
| Other capital debt .. | |
| TOTAL DEDUCTIONS | 4,043,000.00 |
| NET DEBT | \$1,976,800.00 |
| Average Assessed Valuations | |
| Real Property 1950-1951-1952 .. | \$60,290,954.00 |
| Per Cent of Net Debt | 3.27 |
| CURRENT FINANCES DECEMBER 31, 1952 | |
| Cash | \$1,786,943.81 |
| Taxes receivable | 215,210.07 |
| Tax title liens | 4,160.38 |
| Foreclosed property | 62,175.00 |
| Accounts receivable | 36,732.06 |
| State road aid receivable | 27,551.00 |
| Emergencies and deferred charges .. | 1,464.46 |
| TOTAL ASSETS | \$2,134,236.78 |
| Cash liabilities | \$1,075,070.02 |
| Reserves | 318,277.51 |
| Surplus revenue | 740,889.25 |
| TOTAL LIABILITIES AND SURPLUS | \$2,134,236.78 |

* Includes \$175,583.31 Art. VI School Debt Service.

PLAINSBORO TOWNSHIP—MIDDLESEX COUNTY

Population Census, 1950—1,112

Land Area 11.7 sq. mi.

Net Valuation Taxable \$1,689,016

| | |
|--|---------------------|
| EXPENDITURES AND REQUIRED PAYMENTS FOR 1952 | |
| General Government | |
| Administrative and executive | \$2,500.00 |
| Assessment and collection of taxes | 1,200.00 |
| Finance Department | 350.00 |
| Protection to Persons & Property | |
| Fire | 1,000.00 |
| Police | 3,500.00 |
| Other | |
| Streets and Roads | |
| Repairs and maintenance | 13,400.00 |
| Street lighting | 500.00 |
| Sanitation | |
| Street cleaning | |
| Garbage and ash removal | |
| Sewers | |
| Health and Charities | |
| Health service | 600.00 |
| Poor (including relief) | 2,400.00 |
| Hospitals (aid and maintenance) | |
| Other | 300.00 |
| Recreation | |
| Beaches and boardwalks | |
| Parks and playgrounds | |
| Other | |
| Educational | |
| (Exclusive of school districts) .. | |
| Unclassified Purposes | |
| (Including contingent) | 500.00 |
| SUB-TOTAL—Municipal functions.. | \$26,250.00 |
| Per Capita—Municipal functions | \$23.61 |
| Capital imp'ts and capital imp't fund | \$10,100.00 |
| Debt Service | |
| Principal payments | |
| Interest payments .. | \$400.00 |
| Total | 400.00 |
| Per Capita Debt Service | |
| | \$0.36 |
| Deferred Charges and Statutory Expenditures | |
| Emergencies | |
| Other deferred chgs. | \$5,757.92 |
| Total | 5,757.92 |
| TOTAL—Municipal expenditures ... | \$42,507.92 |
| Required Payments for Local School, County, and Special District Taxes | |
| | 68,240.50 |
| TOTAL EXPENDITURES AND REQUIRED PAYMENTS | \$110,748.42 |
| Reserve for uncollected taxes | \$2,500.00 |
| GRAND TOTAL—Budget | \$113,248.42 |
| RECEIPTS AND REVENUES REALIZED IN 1952 TO MEET EXPENDITURES AND REQUIRED PAYMENTS | |
| Surplus revenue appropriated .. | \$15,714.92 |
| Miscellaneous revenues realized .. | 26,443.69 |
| State aid revenues realized | 14,293.00 |
| Delinquent taxes including | |
| liens—1952 collections | 1,990.80 |
| Current taxes—1952 collections.. | 67,370.50 |
| Emergency borrowings | |
| TOTAL RECEIPTS AND REVENUES REALIZED | \$125,812.91 |

CAPITAL OUTLAY—1952

| | |
|----------------------------------|-------|
| Beaches and boardwalks | |
| Buildings and equipment | |
| Parks and playgrounds | |
| Sewers | |
| Streets, roads and bridges | |
| Water supply | |
| Other | |

| | |
|------------------------------|---------------|
| Tax rate | \$4.05 |
| Local school tax rate | 2.36 |
| County tax rate | 1.69 |
| Local purpose tax rate | ... |

TAXES

| | | |
|--|--------------|--------------------|
| Local school tax ... | \$39,735.00 | |
| County taxes | 28,505.50 | |
| Special district taxes | | |
| Local purpose levy | | \$68,240.50 |
| Total tax levy (tax duplicate) .. | | \$68,240.50 |

| | |
|--|----------------|
| Per Capita Total Tax Levy | \$61.37 |
|--|----------------|

| | |
|--|-------------|
| Current | |
| 1952 taxes levied (total) | \$68,520.57 |
| Collected in 1952 | 67,370.50 |
| Per cent of levy collected in 1952 ... | 98.32 |
| Transferred to liens | 8.10 |
| Cancelled, abated or adjusted | 94.17 |
| Outstanding December 31, 1952 .. | \$1,047.80 |

| | |
|------------------------------------|------------|
| All Prior Years Outstanding | |
| Balance January 1, 1952 | \$2,024.58 |
| Collected in 1952 | 1,990.80 |
| Balance December 31, 1952 | \$11.70 |

| | |
|------------------------------------|----------|
| Tax Title Liens Outstanding | |
| Balance January 1, 1952 | \$221.27 |
| Redeemed by cash | |
| Balance December 31, 1952 | \$229.37 |

| | |
|---|-------|
| Property Acquired by Deed or Foreclosure | |
| Balance January 1, 1952 | |
| Sale for cash | |
| Balance December 31, 1952 | |

CAPITAL DEBT, DECEMBER 31, 1952

| | |
|-----------------------------|-------|
| Gross Debt | |
| School debt | |
| Self-liquidating debt. | |
| Other capital debt .. | |

| | |
|------------------------------------|--------------|
| TOTAL GROSS DEBT | |
| Per Capita Gross Debt | |

| | |
|-----------------------------|-------|
| Deductions for | |
| School debt | |
| Self-liquidating debt. | |
| Other capital debt .. | |

| | |
|-------------------------------|--------------|
| TOTAL DEDUCTIONS | |
| NET DEBT | |

| | |
|------------------------------------|----------------|
| Average Assessed Valuations | |
| Real Property 1950-1951-1952.. | \$1,401,870.00 |
| Per Cent of Net Debt | |

CURRENT FINANCES DECEMBER 31, 1952

| | |
|-------------------------------------|--------------------|
| Cash | \$32,481.06 |
| Taxes receivable | 1,059.50 |
| Tax title liens | 229.37 |
| Foreclosed property | |
| Accounts receivable | 33.73 |
| State road aid receivable | 9,000.00 |
| Emergencies and deferred charges .. | |
| TOTAL ASSETS | \$42,803.66 |

| | |
|------------------------|-------------|
| Cash liabilities | \$11,111.67 |
| Reserves | 1,322.60 |
| Surplus revenue | 30,369.39 |

| | |
|--|--------------------|
| TOTAL LIABILITIES AND SURPLUS | \$42,803.66 |
|--|--------------------|

PLEASANTVILLE CITY—ATLANTIC COUNTY

Population Census, 1950—11,938

Land Area 5.80 sq. mi.

Net Valuation Taxable \$5,915,466

EXPENDITURES AND REQUIRED PAYMENTS FOR 1952

| | |
|---|---------------------|
| General Government | |
| Administrative and executive | \$66,820.00 |
| Assessment and collection of taxes .. | 24,450.00 |
| Finance Department | 1,475.00 |
| Protection to Persons & Property | |
| Fire | 63,910.00 |
| Police | 77,980.00 |
| Other | |
| Streets and Roads | |
| Repairs and maintenance | 59,782.00 |
| Street lighting | 26,300.00 |
| Sanitation | |
| Street cleaning | |
| Garbage and ash removal | |
| Sewers | |
| Health and Charities | |
| Health service | 4,832.00 |
| Poor (including relief) | 13,986.00 |
| Hospitals (aid and maintenance) .. | 3,500.00 |
| Other | |
| Recreation | |
| Beaches and boardwalks | |
| Parks and playgrounds | |
| Other | 3,200.00 |
| Educational | |
| (Exclusive of school districts) .. | 2,450.00 |
| Unclassified Purposes | |
| (Including contingent) | 1,000.00 |
| SUB-TOTAL—Municipal functions.. | \$349,685.00 |

| | |
|--|--------------------|
| Per Capita—Municipal functions | \$29.29 |
| Capital imp'ts and capital imp't fund | \$17,152.63 |
| Debt Service | |
| Principal payments .. | \$80,500.00 |
| Interest payments .. | 50,343.50 |
| Total | *130,843.50 |
| Per Capita Debt Service | \$10.96 |
| Deferred Charges and Statutory Expenditures | |
| Emergencies | \$18,540.00 |
| Other deferred chgs. | 1,189.00 |
| Total | 19,729.00 |

| | |
|--|---------------------|
| TOTAL—Municipal expenditures .. | \$517,410.13 |
|--|---------------------|

| | |
|---|-------------------|
| Required Payments for Local School, County, and Special District Taxes | 394,662.23 |
|---|-------------------|

| | |
|---|---------------------|
| TOTAL EXPENDITURES AND REQUIRED PAYMENTS | \$912,072.36 |
|---|---------------------|

| | |
|-------------------------------------|--------------|
| Reserve for uncollected taxes | \$183,221.63 |
|-------------------------------------|--------------|

| | |
|---------------------------------|-----------------------|
| GRAND TOTAL—Budget | \$1,095,293.99 |
|---------------------------------|-----------------------|

RECEIPTS AND REVENUES REALIZED IN 1952 TO MEET EXPENDITURES AND REQUIRED PAYMENTS

| | |
|---|---------------------|
| Surplus revenue appropriated .. | \$80,000.00 |
| Miscellaneous revenues realized. | 143,476.79 |
| State aid revenues realized | 12,244.00 |
| Delinquent taxes including | |
| liens—1952 collections | 99,841.94 |
| Current taxes—1952 collections.. | 660,046.93 |
| Emergency borrowings | |
| TOTAL RECEIPTS AND REVENUES REALIZED | \$995,609.66 |

CAPITAL OUTLAY—1952

| | |
|----------------------------------|-------------|
| Beaches and boardwalks | |
| Buildings and equipment | \$37,067.50 |
| Parks and playgrounds | |
| Sewers | |
| Streets, roads and bridges | |
| Water supply | |
| Other | 694.51 |

* Includes \$58,200 Art. VI School Debt Service.

| | |
|-----------------------------|----------------|
| Tax rate | \$13.43 |
| Local school tax rate | 4.96 |
| County tax rate | 1.72 |
| Local purpose tax rate | 6.75 |

TAXES

| | | |
|--|---------------------|--|
| Local school tax ... | \$293,136.88 | |
| County taxes | 101,525.35 | |
| Special district taxes | | |
| Local purpose levy | 400,478.92 | |
| Total tax levy (tax duplicate) .. | \$795,141.15 | |

| | |
|--|----------------|
| Per Capita Total Tax Levy | \$66.61 |
|--|----------------|

Current

| | |
|--|--------------|
| 1952 taxes levied (total) | \$801,042.95 |
| Collected in 1952 | 660,046.93 |
| Per cent of levy collected in 1952 ... | 82.40 |
| Transferred to liens | 67,989.01 |
| Cancelled, abated or adjusted | 4,441.79 |
| Outstanding December 31, 1952 .. | \$68,565.22 |

All Prior Years Outstanding

| | |
|---------------------------------|--------------|
| Balance January 1, 1952 | \$100,070.09 |
| Collected in 1952 | 68,278.91 |
| Balance December 31, 1952 | \$7,079.36 |

Tax Title Liens Outstanding

| | |
|---------------------------------|--------------|
| Balance January 1, 1952 | \$823,980.44 |
| Redeemed by cash | 31,563.03 |
| Balance December 31, 1952 | \$746,015.79 |

Property Acquired by Deed or Foreclosure

| | |
|---------------------------------|--------------|
| Balance January 1, 1952 | \$96,585.00 |
| Sale for cash | 21,450.00 |
| Balance December 31, 1952 | \$118,320.00 |

CAPITAL DEBT, DECEMBER 31, 1952

| | |
|-----------------------------|--------------|
| Gross Debt | |
| School debt | \$585,000.00 |
| Self-liquidating debt. | 169,000.00 |
| Other capital debt .. | 468,000.00 |

| | |
|-------------------------------|-----------------------|
| TOTAL GROSS DEBT | \$1,222,000.00 |
|-------------------------------|-----------------------|

| | |
|------------------------------------|-----------------|
| Per Capita Gross Debt | \$102.36 |
|------------------------------------|-----------------|

Deductions for

| | |
|-----------------------------|--------------|
| School debt | \$452,510.00 |
| Self-liquidating debt. | 3,971.00 |
| Other capital debt .. | 3,958.00 |

| | |
|-------------------------------|-------------------|
| TOTAL DEDUCTIONS | 460,439.00 |
|-------------------------------|-------------------|

| | |
|-----------------------|---------------------|
| NET DEBT | \$761,561.00 |
|-----------------------|---------------------|

Average Assessed Valuations

| | |
|--------------------------------|----------------|
| Real Property 1950-1951-1952.. | \$5,656,378.00 |
| Per Cent of Net Debt | 13.46 |

CURRENT FINANCES DECEMBER 31, 1952

| | |
|-------------------------------------|-----------------------|
| Cash | \$157,102.61 |
| Taxes receivable | 75,644.58 |
| Tax title liens | 746,015.79 |
| Foreclosed property | 118,320.00 |
| Accounts receivable | 5,295.04 |
| State road aid receivable | 13,499.81 |
| Emergencies and deferred charges .. | |
| TOTAL ASSETS | \$1,115,877.83 |

| | |
|------------------------|-------------|
| Cash liabilities | \$21,167.08 |
| Reserves | 945,275.41 |
| Surplus revenue | 149,435.34 |

| | |
|--|-----------------------|
| TOTAL LIABILITIES AND SURPLUS | \$1,115,877.83 |
|--|-----------------------|

PLUMSTED TOWNSHIP—OCEAN COUNTY

Population Census, 1950—2,093

Land Area 40.7 sq. mi.

Net Valuation Taxable \$801,149

| | |
|--|---------------------|
| EXPENDITURES AND REQUIRED PAYMENTS FOR 1952 | |
| General Government | |
| Administrative and executive | \$2,713.87 |
| Assessment and collection of taxes | 1,490.00 |
| Finance Department | 250.00 |
| Protection to Persons & Property | |
| Fire | 1,500.00 |
| Police | 1,850.00 |
| Other | |
| Streets and Roads | |
| Repairs and maintenance | 6,614.46 |
| Street lighting | 2,000.00 |
| Sanitation | |
| Street cleaning | |
| Garbage and ash removal | |
| Sewers | |
| Health and Charities | |
| Health service | 170.00 |
| Poor (including relief) | 550.00 |
| Hospitals (aid and maintenance) | |
| Other | |
| Recreation | |
| Beaches and boardwalks | |
| Parks and playgrounds | |
| Other | |
| Educational | |
| (Exclusive of school districts) .. | |
| Unclassified Purposes | |
| (Including contingent) | 300.00 |
| SUB-TOTAL—Municipal functions.. | \$17,348.33 |
| Per Capita—Municipal functions | \$8.29 |
| Capital imp'ts and capital imp't fund | |
| Debt Service | |
| Principal payments .. | |
| Interest payments .. | |
| Total | |
| Per Capita Debt Service | |
| Deferred Charges and Statutory Expenditures | |
| Emergencies | |
| Other deferred chgs. | |
| Total | |
| TOTAL—Municipal expenditures .. | \$17,348.33 |
| Required Payments for Local School, County, and Special District Taxes | 83,119.88 |
| TOTAL EXPENDITURES AND REQUIRED PAYMENTS | \$100,468.21 |
| Reserve for uncollected taxes | \$20,471.61 |
| GRAND TOTAL—Budget | \$120,939.82 |
| RECEIPTS AND REVENUES REALIZED IN 1952 TO MEET EXPENDITURES AND REQUIRED PAYMENTS | |
| Surplus revenue appropriated .. | \$4,500.00 |
| Miscellaneous revenues realized .. | 10,183.54 |
| State aid revenues realized | 5,646.00 |
| Delinquent taxes including | |
| liens—1952 collections | 14,006.59 |
| Current taxes—1952 collections .. | 77,062.05 |
| Emergency borrowings | |
| TOTAL RECEIPTS AND REVENUES REALIZED | \$111,398.18 |

CAPITAL OUTLAY—1952

| | |
|----------------------------------|-------|
| Beaches and boardwalks | |
| Buildings and equipment | |
| Parks and playgrounds | |
| Sewers | |
| Streets, roads and bridges | |
| Water supply | |
| Other | |

| | |
|------------------------------|----------------|
| Tax rate | \$11.80 |
| Local school tax rate | 3.25 |
| County tax rate | 2.12 |
| Local purpose tax rate | 1.43 |

TAXES

| | | |
|-----------------------------------|-------------|--------------------|
| Local school tax ... | \$66,130.06 | |
| County taxes | 16,983.82 | |
| Special district taxes | | |
| Local purpose levy | | \$83,119.88 |
| | | <u>12,041.94</u> |
| Total tax levy (tax duplicate) .. | | <u>\$95,161.82</u> |

| | |
|--|----------------|
| Per Capita Total Tax Levy | \$45.47 |
|--|----------------|

Current

| | |
|---------------------------------------|--------------------|
| 1952 taxes levied (total) | \$95,594.11 |
| Collected in 1952 | 77,062.05 |
| Per cent of levy collected in 1952 .. | 80.61 |
| Transferred to liens | 150.00 |
| Cancelled, abated or adjusted .. | |
| Outstanding December 31, 1952 .. | <u>\$18,382.06</u> |

All Prior Years Outstanding

| | |
|---------------------------------|-------------------|
| Balance January 1, 1952 | \$21,875.31 |
| Collected in 1952 | 13,900.14 |
| Balance December 31, 1952 | <u>\$7,975.17</u> |

Tax Title Liens Outstanding

| | |
|---------------------------------|-------------------|
| Balance January 1, 1952 | \$1,781.18 |
| Redeemed by cash | 106.45 |
| Balance December 31, 1952 | <u>\$1,824.73</u> |

Property Acquired by Deed or Foreclosure

| | |
|---------------------------------|-----------------|
| Balance January 1, 1952 | \$800.00 |
| Sale for cash | |
| Balance December 31, 1952 | <u>\$800.00</u> |

CAPITAL DEBT, DECEMBER 31, 1952

| | |
|------------------------------------|--------------------|
| Gross Debt | |
| School debt | \$66,200.00 |
| Self-liquidating debt. | |
| Other capital debt .. | |
| TOTAL GROSS DEBT | \$66,200.00 |
| Per Capita Gross Debt | \$31.63 |

Deductions for

| | |
|-------------------------------|--------------------|
| School debt .. | \$41,141.00 |
| Self-liquidating debt. | |
| Other capital debt .. | |
| TOTAL DEDUCTIONS | 41,141.00 |
| NET DEBT | \$25,059.00 |

Average Assessed Valuations

| | |
|---------------------------------|--------------|
| Real Property 1950-1951-1952 .. | \$685,677.00 |
| Per Cent of Net Debt | 3.65 |

CURRENT FINANCES DECEMBER 31, 1952

| | |
|--|--------------------|
| Cash | \$14,022.60 |
| Taxes receivable | 26,357.23 |
| Tax title liens | 1,824.73 |
| Foreclosed property | 800.00 |
| Accounts receivable | 868.44 |
| State road aid receivable .. | |
| Emergencies and deferred charges .. | |
| TOTAL ASSETS | \$43,873.00 |
| Cash liabilities | \$1,014.71 |
| Reserves | 29,530.40 |
| Surplus revenue | 13,007.59 |
| TOTAL LIABILITIES AND SURPLUS | \$43,873.00 |

POHATCONG TOWNSHIP—WARREN COUNTY

Population Census, 1950—2,540 Land Area 13.4 sq. mi. Net Valuation Taxable \$2,136,274

| | |
|--|--------------------|
| EXPENDITURES AND REQUIRED PAYMENTS FOR 1952 | |
| General Government | |
| Administrative and executive | \$4,000.00 |
| Assessment and collection of taxes | 1,325.00 |
| Finance Department | 265.00 |
| Protection to Persons & Property | |
| Fire | 1,220.00 |
| Police | 750.00 |
| Other | |
| Streets and Roads | |
| Repairs and maintenance | 27,296.66 |
| Street lighting | 1,500.00 |
| Sanitation | |
| Street cleaning | |
| Garbage and ash removal | |
| Sewers | |
| Health and Charities | |
| Health service | 400.00 |
| Poor (including relief) | 125.00 |
| Hospitals (aid and maintenance) | |
| Other | |
| Recreation | |
| Beaches and boardwalks | |
| Parks and playgrounds | |
| Other | |
| Educational (Exclusive of school districts) .. | |
| | |
| Unclassified Purposes (Including contingent) | |
| | |
| SUB-TOTAL—Municipal functions.. | \$36,881.66 |

| | |
|--|----------------|
| Per Capita—Municipal functions | \$14.52 |
| Capital imp'ts and capital imp't fund | \$20,000.00 |
| Debt Service | |
| Principal payments | |
| Interest payments | |
| Total | |
| Per Capita Debt Service | |
| | |
| Deferred Charges and Statutory Expenditures | |
| Emergencies | |
| Other deferred chgs. | |
| Total | |

TOTAL—Municipal expenditures ... **\$56,881.66**

Required Payments for Local School, County, and Special District Taxes **96,060.53**

TOTAL EXPENDITURES AND REQUIRED PAYMENTS **\$132,942.19**

Reserve for uncollected taxes

\$18,313.30

GRAND TOTAL—Budget **\$151,255.49**

| | |
|--|---------------------|
| RECEIPTS AND REVENUES REALIZED IN 1952 TO MEET EXPENDITURES AND REQUIRED PAYMENTS | |
| Surplus revenue appropriated .. | \$11,000.00 |
| Miscellaneous revenues realized .. | 11,443.15 |
| State aid revenues realized | 12,867.00 |
| Delinquent taxes including | |
| liens—1952 collections | 15,637.81 |
| current taxes—1952 collections .. | 108,956.76 |
| Emergency borrowings | |
| TOTAL RECEIPTS AND REVENUES REALIZED | \$159,904.72 |

CAPITAL OUTLAY—1952

| | |
|----------------------------------|-------|
| Benches and boardwalks | |
| Buildings and equipment | |
| Parks and playgrounds | |
| Sewers | |
| Streets, roads and bridges | |
| Water supply | |
| Other | |

| | |
|-----------------------------|---------------|
| Tax rate | \$5.73 |
| Local school tax rate | 3.12 |
| County tax rate | 1.38 |
| Local purpose tax rate | 1.23 |

TAXES

| | |
|------------------------------|-------------|
| Local school tax ... | \$66,626.37 |
| County taxes | 29,434.16 |
| Special district taxes | |

Local purpose levy

\$96,060.53

Total tax levy (tax duplicate) ..

\$122,288.49

Per Capita Total Tax Levy **\$48.15**

| | |
|--|--------------------|
| Current | |
| 1952 taxes levied (total) | \$123,110.41 |
| Collected in 1952 | 108,956.76 |
| Per cent of levy collected in 1952 ... | 88.50 |
| Transferred to liens | 21.87 |
| Cancelled, abated or adjusted .. | 204.68 |
| Outstanding December 31, 1952 .. | <u>\$13,927.10</u> |

| | |
|------------------------------------|-------------------|
| All Prior Years Outstanding | |
| Balance January 1, 1952 | \$16,279.34 |
| Collected in 1952 | 12,858.01 |
| Balance December 31, 1952 | <u>\$3,421.33</u> |

| | |
|------------------------------------|-----------------|
| Tax Title Liens Outstanding | |
| Balance January 1, 1952 | \$3,262.65 |
| Redeemed by cash | 2,779.80 |
| Balance December 31, 1952 | <u>\$504.72</u> |

| | |
|---|-------|
| Property Acquired by Deed or Foreclosure | |
| Balance January 1, 1952 | |
| Sale for cash | |
| Balance December 31, 1952 | |

| | |
|--|---------------------|
| CAPITAL DEBT, DECEMBER 31, 1952 | |
| Gross Debt | |
| School debt | \$385,000.00 |
| Self-liquidating debt. | |
| Other capital debt .. | |
| TOTAL GROSS DEBT | \$385,000.00 |
| Per Capita Gross Debt | \$151.57 |

| | |
|-------------------------------|---------------------|
| Deductions for | |
| School debt | \$103,362.00 |
| Self-liquidating debt. | |
| Other capital debt .. | |
| TOTAL DEDUCTIONS | 103,362.00 |
| NET DEBT | \$281,638.00 |

| | |
|------------------------------------|----------------|
| Average Assessed Valuations | |
| Real Property 1950-1951-1952 .. | \$1,722,692.00 |
| Per Cent of Net Debt | 16.34 |

| | |
|---|--------------------|
| CURRENT FINANCES DECEMBER 31, 1952 | |
| Cash | \$38,866.54 |
| Taxes receivable | 17,348.43 |
| Tax title liens | 504.72 |
| Foreclosed property | |
| Accounts receivable | |
| State road aid receivable | 9,000.00 |
| Emergencies and deferred charges .. | |
| TOTAL ASSETS | \$65,719.69 |

| | |
|------------------------|------------|
| Cash liabilities | \$5,751.74 |
| Reserves | 17,853.15 |
| Surplus revenue | 42,114.80 |

TOTAL LIABILITIES AND SURPLUS **\$65,719.69**

POINT PLEASANT BOROUGH—OCEAN COUNTY

Population Census, 1950—4,009 Land Area 3.6 sq. mi. Net Valuation Taxable \$2,734,360

| | |
|--|---------------------|
| EXPENDITURES AND REQUIRED PAYMENTS FOR 1952 | |
| General Government | |
| Administrative and executive | \$14,833.25 |
| Assessment and collection of taxes | 13,707.45 |
| Finance Department | |
| Protection to Persons & Property | |
| Fire | 7,150.00 |
| Police | 33,501.03 |
| Other | |
| Streets and Roads | |
| Repairs and maintenance | 19,512.13 |
| Street lighting | 10,000.00 |
| Sanitation | |
| Street cleaning | |
| Garbage and ash removal | 9,940.51 |
| Sewers | |
| Health and Charities | |
| Health service | 2,021.69 |
| Poor (including relief) | 2,825.00 |
| Hospitals (aid and maintenance) | |
| Other | |
| Recreation | |
| Beaches and boardwalks | 1,060.00 |
| Parks and playgrounds | |
| Other | |
| Educational | |
| (Exclusive of school districts) .. | 1,000.00 |
| Unclassified Purposes | |
| (Including contingent) | 2,036.00 |
| SUB-TOTAL—Municipal functions.. | \$123,357.11 |

| | | |
|--|---------------------|-------------------|
| Per Capita—Municipal functions | | \$30.78 |
| Capital imp'ts and capital imp't fund | | |
| Debt Service | | |
| Principal payments .. | \$3,000.00 | |
| Interest payments .. | 257.50 | |
| Total | | \$3,257.50 |
| Per Capita Debt Service | | \$0.51 |
| Deferred Charges and Statutory Expenditures | | |
| Emergencies | | |
| Other deferred chgs. .. | \$2,650.00 | |
| Total | | 2,650.00 |
| TOTAL—Municipal expenditures .. | \$129,294.61 | |

| | | |
|---|---------------------|-------------------|
| Required Payments for Local School, County, and Special District Taxes | | 207,395.75 |
| TOTAL EXPENDITURES AND REQUIRED PAYMENTS | \$336,890.36 | |
| Reserve for uncollected taxes | \$49,423.04 | |
| GRAND TOTAL—Budget | \$386,313.40 | |

| | |
|--|---------------------|
| RECEIPTS AND REVENUES REALIZED IN 1952 TO MEET EXPENDITURES AND REQUIRED PAYMENTS | |
| Surplus revenue appropriated .. | \$25,000.00 |
| Miscellaneous revenues realized .. | 32,295.55 |
| State aid revenues realized | 6,466.41 |
| Delinquent taxes including liens—1952 collections .. | 34,621.11 |
| Current taxes—1952 collections .. | 233,319.15 |
| Emergency borrowings | |
| TOTAL RECEIPTS AND REVENUES REALIZED | \$385,702.22 |

| | |
|----------------------------------|-------------|
| CAPITAL OUTLAY—1952 | |
| Beaches and boardwalks | |
| Buildings and equipment | |
| Parks and playgrounds | |
| Sewers | |
| Streets, roads and bridges | |
| Water supply | \$51,446.23 |
| Other | |

| | |
|------------------------------|----------------|
| Tax rate | \$11.13 |
| Local school tax rate | 5.43 |
| County tax rate | 2.11 |
| Local purpose tax rate | 3.54 |

| | |
|--|---------------------|
| TAXES | |
| Local school tax ... | \$149,813.43 |
| County taxes | 57,752.32 |
| Special district taxes | |
| Local purpose levy | \$201,895.75 |
| | 96,515.65 |
| Total tax levy (tax duplicate) .. | \$304,111.40 |

| | |
|--|----------------|
| Per Capita Total Tax Levy | \$75.86 |
|--|----------------|

| | |
|--|--------------|
| Current | |
| 1952 taxes levied (total) | \$315,719.44 |
| Collected in 1952 | 283,319.15 |
| Per cent of levy collected in 1952 ... | 89.45 |
| Transferred to liens | 2,000.00 |
| Cancelled, abated or adjusted .. | 50.93 |
| Outstanding December 31, 1952 .. | \$31,349.31 |

| | |
|------------------------------------|-------------|
| All Prior Years Outstanding | |
| Balance January 1, 1952 | \$33,686.42 |
| Collected in 1952 | 22,568.61 |
| Balance December 31, 1952 | \$1,119.81 |

| | |
|------------------------------------|-------------|
| Tax Title Liens Outstanding | |
| Balance January 1, 1952 | \$12,989.03 |
| Redeemed by cash | 2,052.50 |
| Balance December 31, 1952 | \$10,936.53 |

| | |
|---|--|
| Property Acquired by Deed or Foreclosure | |
| Balance January 1, 1952 | |
| Sale for cash | |
| Balance December 31, 1952 | |

| | |
|--|---------------------|
| CAPITAL DEBT, DECEMBER 31, 1952 | |
| Gross Debt | |
| School debt | \$166,000.00 |
| Self-liquidating debt .. | 211,000.00 |
| Other capital debt .. | 3,000.00 |
| TOTAL GROSS DEBT | \$380,000.00 |
| Per Capita Gross Debt | \$94.79 |

| | |
|-------------------------------|--------------------|
| Deductions for | |
| School debt | \$144,791.00 |
| Self-liquidating debt .. | 200,149.00 |
| Other capital debt .. | |
| TOTAL DEDUCTIONS | 344,940.00 |
| NET DEBT | \$35,060.00 |

| | |
|------------------------------------|----------------|
| Average Assessed Valuations | |
| Real Property 1950-1951-1952 .. | \$2,413,192.00 |
| Per Cent of Net Debt | 1.45 |

| | |
|--|---------------------|
| CURRENT FINANCES DECEMBER 31, 1952 | |
| Cash | \$155,633.46 |
| Taxes receivable | 32,469.12 |
| Tax title liens | 12,936.53 |
| Foreclosed property | |
| Accounts receivable | 410.47 |
| State road aid receivable | 150.43 |
| Emergencies and deferred charges .. | 500.00 |
| TOTAL ASSETS | \$202,430.01 |
| Cash liabilities | \$82,612.16 |
| Reserves | 45,616.12 |
| Surplus revenue | 72,861.73 |
| TOTAL LIABILITIES AND SURPLUS | \$202,430.01 |

POINT PLEASANT BEACH BOROUGH—OCEAN COUNTY

Population Census, 1950—2,900

Land Area 1.5 sq. mi.

Net Valuation Taxable \$4,756,361

EXPENDITURES AND REQUIRED PAYMENTS FOR 1952

| | |
|---|---------------------|
| General Government | |
| Administrative and executive | \$27,900.00 |
| Assessment and collection of taxes | 11,800.00 |
| Finance Department | |
| Protection to Persons & Property | |
| Fire | 12,050.00 |
| Police | 55,500.00 |
| Other | |
| Streets and Roads | |
| Repairs and maintenance | 27,734.44 |
| Street lighting | 14,800.00 |
| Sanitation | |
| Street cleaning | |
| Garbage and ash removal | 15,805.00 |
| Sewers | |
| Health and Charities | |
| Health service | 1,500.00 |
| Poor (including relief) | 1,750.00 |
| Hospitals (aid and maintenance) .. | |
| Other | |
| Recreation | |
| Beaches and boardwalks | |
| Parks and playgrounds | 1,600.00 |
| Other | |
| Educational | |
| (Exclusive of school districts) .. | 1,500.00 |
| Unclassified Purposes | |
| (Including contingent) | 7,029.00 |
| SUB-TOTAL—Municipal functions.. | \$178,968.44 |

| | |
|---|-----------------|
| Per Capita—Municipal functions | \$61.71 |
| Capital imp'ts and capital imp't fund | \$44,200.00 |
| Debt Service | |
| Principal payments .. | \$6,000.00 |
| Interest payments .. | 1,557.00 |
| Total | 7,557.00 |

| | |
|--|------------------|
| Per Capita Debt Service | \$2.61 |
| Deferred Charges and Statutory Expenditures | |
| Emergencies | \$5,000.00 |
| Other deferred chgs. | 38,049.49 |
| Total | 43,049.49 |

| | |
|--|---------------------|
| TOTAL—Municipal expenditures .. | \$273,774.93 |
|--|---------------------|

| | |
|---|-------------------|
| Required Payments for Local School, County, and Special District Taxes | 235,231.55 |
|---|-------------------|

| | |
|---|---------------------|
| TOTAL EXPENDITURES AND REQUIRED PAYMENTS | \$509,006.48 |
|---|---------------------|

| | |
|-------------------------------------|---------------------|
| Reserve for uncollected taxes | \$39,135.58 |
| GRAND TOTAL—Budget | \$548,142.06 |

| | |
|--|---------------------|
| RECEIPTS AND REVENUES REALIZED IN 1952 TO MEET EXPENDITURES AND REQUIRED PAYMENTS | |
| Surplus revenue appropriated | \$43,000.00 |
| Miscellaneous revenues realized. | 39,546.49 |
| State aid revenues realized | 6,887.49 |
| Delinquent taxes including | |
| liens—1952 collections | 34,824.96 |
| Current taxes—1952 collections.. | 365,076.86 |
| Emergency borrowings | |
| TOTAL RECEIPTS AND REVENUES REALIZED | \$539,335.80 |

CAPITAL OUTLAY—1952

| | |
|----------------------------------|------------|
| Beaches and boardwalks | |
| Buildings and equipment | |
| Parks and playgrounds | |
| Sewers | |
| Streets, roads and bridges | |
| Water supply | |
| Other | \$2,661.92 |

| | |
|------------------------------|---------------|
| Tax rate | \$8.12 |
| Local school tax rate | 2.82 |
| County tax rate | 2.13 |
| Local purpose tax rate | 3.17 |

TAXES

| | | |
|--|---------------------|--|
| Local school tax ... | \$134,000.00 | |
| County taxes | 101,231.55 | |
| Special district taxes | | |
| Local purpose levy | 153,449.49 | |
| Total tax levy (tax duplicate) .. | \$388,681.04 | |

| | |
|--|-----------------|
| Per Capita Total Tax Levy | \$134.03 |
| Current | |
| 1952 taxes levied (total) | \$394,992.94 |
| Collected in 1952 | 365,076.86 |
| Per cent of levy collected in 1952 | 92.42 |
| Transferred to liens | 2,000.00 |
| Cancelled, abated or adjusted | 20.30 |
| Outstanding December 31, 1952 .. | \$27,895.78 |

| | |
|------------------------------------|-------------|
| All Prior Years Outstanding | |
| Balance January 1, 1952 | \$36,620.55 |
| Collected in 1952 | 28,818.78 |
| Balance December 31, 1952 | \$7,801.77 |

| | |
|------------------------------------|-------------|
| Tax Title Liens Outstanding | |
| Balance January 1, 1952 | \$16,956.21 |
| Redeemed by cash | 6,006.18 |
| Balance December 31, 1952 | \$12,950.03 |

| | |
|---|-------------|
| Property Acquired by Deed or Foreclosure | |
| Balance January 1, 1952 | \$39,400.00 |
| Sale for cash | |
| Balance December 31, 1952 | \$39,400.00 |

CAPITAL DEBT, DECEMBER 31, 1952

| | |
|-----------------------------|-------------|
| Gross Debt | |
| School debt | \$52,000.00 |
| Self-liquidating debt. | 172,000.00 |
| Other capital debt .. | 37,500.00 |

| | |
|------------------------------------|---------------------|
| TOTAL GROSS DEBT | \$261,500.00 |
| Per Capita Gross Debt | \$90.17 |

| | |
|-----------------------------|-------------|
| Deductions for | |
| School debt | \$52,000.00 |
| Self-liquidating debt. | 84,000.00 |
| Other capital debt .. | |

| | |
|-------------------------------|---------------------|
| TOTAL DEDUCTIONS | 136,000.00 |
| NET DEBT | \$125,500.00 |

| | |
|------------------------------------|----------------|
| Average Assessed Valuations | |
| Real Property 1950-1951-1952.. | \$4,306,069.00 |
| Per Cent of Net Debt | 2.91 |

CURRENT FINANCES DECEMBER 31, 1952

| | |
|-------------------------------------|---------------------|
| Cash | \$66,323.85 |
| Taxes receivable | 35,697.55 |
| Tax title liens | 12,950.03 |
| Foreclosed property | 39,400.00 |
| Accounts receivable | 5,419.15 |
| State road aid receivable | |
| Emergencies and deferred charges .. | |
| TOTAL ASSETS | \$159,790.58 |

| | |
|------------------------|-------------|
| Cash liabilities | \$21,755.67 |
| Reserves | 93,466.73 |
| Surplus revenue | 44,568.18 |

| | |
|--|---------------------|
| TOTAL LIABILITIES AND SURPLUS | \$159,790.58 |
|--|---------------------|

POMPTON LAKES BOROUGH—PASSAIC COUNTY

Population Census, 1950—4,654

Land Area 3.5 sq. mi.

Net Valuation Taxable \$8,341,964

| | |
|--|---------------------|
| EXPENDITURES AND REQUIRED PAYMENTS FOR 1952 | |
| General Government | |
| Administrative and executive | \$35,849.50 |
| Assessment and collection of taxes | 10,400.00 |
| Finance Department | 800.00 |
| Protection to Persons & Property | |
| Fire | 14,780.00 |
| Police | 32,835.00 |
| Other | |
| Streets and Roads | |
| Repairs and maintenance | 35,300.00 |
| Street lighting | 12,100.00 |
| Sanitation | |
| Street cleaning | |
| Garbage and ash removal | 23,660.00 |
| Sewers | |
| Health and Charities | |
| Health service | 7,800.00 |
| Poor (including relief) | 1,330.00 |
| Hospitals (aid and maintenance) | |
| Other | |
| Recreation | |
| Beaches and boardwalks | |
| Parks and playgrounds | 6,550.00 |
| Other | 3,680.00 |
| Educational | |
| (Exclusive of school districts) | 1,300.00 |
| Unclassified Purposes | |
| (Including contingent) | 19,431.00 |
| SUB-TOTAL—Municipal functions.. | \$205,815.50 |
| Per Capita—Municipal functions | |
| Capital imp'ts and capital imp't fund | \$44.22 |
| Debt Service | \$1,200.00 |
| Principal payments | |
| Interest payments | \$1,200.00 |
| Total | 1,200.00 |
| Per Capita Debt Service | |
| Defered Charges and Statutory Expenditures | \$0.26 |
| Emergencies | \$3,000.00 |
| Other deferred chgs. | 104,691.99 |
| Total | 107,691.99 |
| TOTAL—Municipal expenditures | \$324,707.49 |
| Required Payments for Local School, County, and Special District Taxes | |
| | 207,012.90 |
| TOTAL EXPENDITURES AND REQUIRED PAYMENTS | \$531,720.39 |
| Reserve for uncollected taxes | \$37,557.56 |
| GRAND TOTAL—Budget | \$569,277.95 |
| RECEIPTS AND REVENUES REALIZED IN 1952 TO MEET EXPENDITURES AND REQUIRED PAYMENTS | |
| Surplus revenue appropriated | \$66,456.73 |
| Miscellaneous revenues realized | 73,224.52 |
| State aid revenues realized | 5,053.00 |
| Delinquent taxes including | |
| liens—1952 collections | 22,939.72 |
| Current taxes—1952 collections.. | 413,655.01 |
| Emergency borrowings | |
| TOTAL RECEIPTS AND REVENUES REALIZED | \$581,328.08 |

| | |
|---|---------------------|
| Tax rate | \$4.99 |
| Local school tax rate | 1.53 |
| County tax rate | 0.95 |
| Local purpose tax rate | 2.51 |
| TAXES | |
| Local school tax | \$127,986.41 |
| County taxes | 79,026.49 |
| Special district taxes | |
| Local purpose levy | \$207,012.90 |
| | 209,319.82 |
| Total tax levy (tax duplicate) .. | \$416,332.72 |
| Per Capita Total Tax Levy | |
| | \$89.46 |
| Current | |
| 1952 taxes levied (total) | \$433,823.58 |
| Collected in 1952 | 413,655.01 |
| Per cent of levy collected in 1952 | 95.35 |
| Transferred to liens | 531.45 |
| Cancelled, abated or adjusted | 873.28 |
| Outstanding December 31, 1952 .. | \$18,763.84 |
| All Prior Years Outstanding | |
| Balance January 1, 1952 | \$24,033.50 |
| Collected in 1952 | 22,939.72 |
| Balance December 31, 1952 | \$4.79 |
| Tax Title Liens Outstanding | |
| Balance January 1, 1952 | \$5,820.20 |
| Redeemed by cash | |
| Balance December 31, 1952 | \$3,501.51 |
| Property Acquired by Deed or Foreclosure | |
| Balance January 1, 1952 | \$24,425.00 |
| Sale for cash | |
| Balance December 31, 1952 | \$29,075.00 |

CAPITAL DEBT, DECEMBER 31, 1952

| | |
|--|---------------------|
| Gross Debt | |
| School debt | \$234,000.00 |
| Self-liquidating debt. | 45,000.00 |
| Other capital debt | 441,336.00 |
| TOTAL GROSS DEBT | \$720,336.00 |
| Per Capita Gross Debt | |
| | \$154.78 |
| Deductions for | |
| School debt | \$234,000.00 |
| Self-liquidating debt. | 45,000.00 |
| Other capital debt | 210,900.00 |
| TOTAL DEDUCTIONS | 489,900.00 |
| NET DEBT | \$230,436.00 |

| | |
|------------------------------------|----------------|
| Average Assessed Valuations | |
| Real Property 1950-1951-1952.. | \$6,483,457.00 |
| Per Cent of Net Debt | 3.55 |

CURRENT FINANCES DECEMBER 31, 1952

| | |
|--|---------------------|
| Cash | \$95,903.81 |
| Taxes receivable | 18,768.63 |
| Tax title liens | 3,501.51 |
| Foreclosed property | 29,075.00 |
| Accounts receivable | 961.55 |
| State road aid receivable | 5,765.24 |
| Emergencies and deferred charges | 19,536.00 |
| TOTAL ASSETS | \$173,511.74 |
| Cash liabilities | \$18,794.78 |
| Reserves | 52,306.69 |
| Surplus revenue | 102,410.27 |
| TOTAL LIABILITIES AND SURPLUS | \$173,511.74 |

CAPITAL OUTLAY—1952

| | |
|--------------------------------------|-------------|
| Beaches and boardwalks | |
| Buildings and equipment | |
| Parks and playgrounds | |
| Sewers | |
| Streets, roads and bridges | \$33,139.98 |
| Water supply | 1,344.59 |
| Other | 96,386.40 |

PORT REPUBLIC CITY—ATLANTIC COUNTY

Population Census, 1950—423

Land Area 8.14 sq. mi.

Net Valuation Taxable \$158,980

| | |
|---|--------------------|
| EXPENDITURES AND REQUIRED PAYMENTS FOR 1952 | |
| General Government | |
| Administrative and executive | \$2,256.50 |
| Assessment and collection of taxes | 630.00 |
| Finance Department | 190.00 |
| Protection to Persons & Property | |
| Fire | 450.00 |
| Police | 8.50 |
| Other | |
| Streets and Roads | |
| Repairs and maintenance | 850.00 |
| Street lighting | 900.00 |
| Sanitation | |
| Street cleaning | |
| Garbage and ash removal | |
| Sewers | |
| Health and Charities | |
| Health service | 60.00 |
| Poor (including relief) | 155.00 |
| Hospitals (aid and maintenance) | |
| Other | |
| Recreation | |
| Beaches and boardwalks | |
| Parks and playgrounds | |
| Other | |
| Educational | |
| (Exclusive of school districts) .. | |
| Unclassified Purposes | |
| (Including contingent) | 80.00 |
| SUB-TOTAL—Municipal functions.. | \$5,580.00 |
| Per Capita—Municipal functions | \$13.19 |
| Capital imp'ts and capital imp't fund | \$6,598.88 |
| Debt Service | |
| Principal payments .. | |
| Interest payments .. | \$25.00 |
| Total | 25.00 |
| Per Capita Debt Service | |
| Deferred Charges and Statutory Expenditures | \$0.06 |
| Emergencies | |
| Other deferred chgs. | \$154.50 |
| Total | 154.50 |
| TOTAL—Municipal expenditures ... | \$12,358.38 |
| Required Payments for Local School, County, and Special District Taxes | |
| | 11,212.23 |
| TOTAL EXPENDITURES AND REQUIRED PAYMENTS | \$23,570.61 |
| Reserve for uncollected taxes | \$2,072.73 |
| GRAND TOTAL—Budget | \$25,643.34 |

| | |
|--|--------------------|
| RECEIPTS AND REVENUES REALIZED IN 1952 TO MEET EXPENDITURES AND REQUIRED PAYMENTS | |
| Surplus revenue appropriated .. | \$2,800.00 |
| Miscellaneous revenues realized .. | 5,259.87 |
| State aid revenues realized | 5,628.50 |
| Delinquent taxes including | |
| liens—1952 collections | 1,779.18 |
| Current taxes—1952 collections.. | 9,892.15 |
| Emergency borrowings | |
| TOTAL RECEIPTS AND REVENUES REALIZED | \$25,359.70 |

| | |
|----------------------------------|-------|
| CAPITAL OUTLAY—1952 | |
| Beaches and boardwalks | |
| Buildings and equipment | |
| Parks and playgrounds | |
| Sewers | |
| Streets, roads and bridges | |
| Water supply | |
| Other | |

| | |
|------------------------------|---------------|
| Tax rate | \$7.10 |
| Local school tax rate | 5.33 |
| County tax rate | 1.72 |
| Local purpose tax rate | 0.05 |

| | |
|--|--------------------|
| TAXES | |
| Local school tax ... | \$8,480.00 |
| County taxes | 2,732.23 |
| Special district taxes | |
| Local purpose levy | \$11,212.23 |
| | 67.11 |
| Total tax levy (tax duplicate) .. | \$11,279.34 |
| Per Capita Total Tax Levy | |
| | \$26.67 |

| | |
|--|-------------|
| Current | |
| 1952 taxes levied (total) | \$11,377.39 |
| Collected in 1952 | 9,892.15 |
| Per cent of levy collected in 1952 ... | 86.95 |
| Transferred to liens | 55.41 |
| Cancelled, abated or adjusted .. | 79.88 |
| Outstanding December 31, 1952 .. | \$1,349.95 |

| | |
|------------------------------------|------------|
| All Prior Years Outstanding | |
| Balance January 1, 1952 | \$1,869.79 |
| Collected in 1952 | 1,757.81 |
| Balance December 31, 1952 | \$37.11 |

| | |
|------------------------------------|----------|
| Tax Title Liens Outstanding | |
| Balance January 1, 1952 | \$704.71 |
| Redeemed by cash | 21.37 |
| Balance December 31, 1952 | \$814.70 |

| | |
|---|-------|
| Property Acquired by Deed or Foreclosure | |
| Balance January 1, 1952 | |
| Sale for cash | |
| Balance December 31, 1952 | |

| | |
|--|--------------|
| CAPITAL DEBT, DECEMBER 31, 1952 | |
| Gross Debt | |
| School debt | |
| Self-liquidating debt | |
| Other capital debt .. | |
| TOTAL GROSS DEBT | |
| Per Capita Gross Debt | |

| | |
|-------------------------------|--------------|
| Deductions for | |
| School debt | |
| Self-liquidating debt | |
| Other capital debt .. | |
| TOTAL DEDUCTIONS | |
| NET DEBT | |

| | |
|------------------------------------|--------------|
| Average Assessed Valuations | |
| Real Property 1950-1951-1952.. | \$150,160.00 |
| Per Cent of Net Debt | |

| | |
|--|--------------------|
| CURRENT FINANCES DECEMBER 31, 1952 | |
| Cash | \$7,490.65 |
| Taxes receivable | 1,387.06 |
| Tax title liens | 814.70 |
| Foreclosed property | |
| Accounts receivable | 8.00 |
| State road aid receivable | 579.26 |
| Emergencies and deferred charges .. | 85.00 |
| TOTAL ASSETS | \$10,364.67 |
| Cash liabilities | \$2,559.73 |
| Reserves | 2,209.76 |
| Surplus revenue | 5,595.18 |
| TOTAL LIABILITIES AND SURPLUS | \$10,364.67 |

PRINCETON BOROUGH—MERCER COUNTY

Population Census, 1950—12,230

Land Area 1.76 sq. mi.

Net Valuation Taxable \$19,377,745

| | |
|--|-----------------------|
| EXPENDITURES AND REQUIRED PAYMENTS FOR 1952 | |
| General Government | |
| Administrative and executive | \$53,400.61 |
| Assessment and collection of taxes | 12,905.00 |
| Finance Department | |
| Protection to Persons & Property | |
| Fire | 22,282.91 |
| Police | 96,404.00 |
| Other | |
| Streets and Roads | |
| Repairs and maintenance | 36,935.32 |
| Street lighting | 17,824.66 |
| Sanitation | |
| Street cleaning | 16,893.62 |
| Garbage and ash removal | 24,016.05 |
| Sewers | 43,982.16 |
| Health and Charities | |
| Health service | 17,435.00 |
| Poor (including relief) | 3,660.00 |
| Hospitals (aid and maintenance) .. | 19,300.00 |
| Other | |
| Recreation | |
| Beaches and boardwalks | |
| Parks and playgrounds | 3,650.00 |
| Other | |
| Educational | |
| (Exclusive of school districts) .. | 25,025.32 |
| Unclassified Purposes | |
| (Including contingent) | 27,929.32 |
| SUB-TOTAL—Municipal functions.. | \$421,643.97 |
| Per Capita—Municipal functions ... | \$34.48 |
| Capital imp'ts and capital imp't fund | \$50,515.16 |
| Debt Service | |
| Principal payments .. | \$55,000.00 |
| Interest payments .. | 10,403.50 |
| Total | 65,403.50 |
| Per Capita Debt Service | \$5.35 |
| Deferred Charges and Statutory Expenditures | |
| Emergencies | \$1,000.00 |
| Other deferred chgs. | 27,639.25 |
| Total | 28,639.25 |
| TOTAL—Municipal expenditures ... | \$566,201.38 |
| Required Payments for Local School, County, and Special District Taxes | |
| | 602,134.64 |
| TOTAL EXPENDITURES AND REQUIRED PAYMENTS | \$1,168,336.52 |
| Reserve for uncollected taxes | \$33,000.00 |
| GRAND TOTAL—Budget | \$1,201,336.52 |
| RECEIPTS AND REVENUES REALIZED IN 1952 TO MEET EXPENDITURES AND REQUIRED PAYMENTS | |
| Surplus revenue appropriated .. | \$60,000.00 |
| Miscellaneous revenues realized. | 237,821.16 |
| State aid revenues realized | 13,357.11 |
| Delinquent taxes including | |
| liens—1952 collections | 25,376.03 |
| Current taxes—1952 collections.. | 884,454.70 |
| Emergency borrowings | |
| TOTAL RECEIPTS AND REVENUES REALIZED | \$1,221,009.00 |

CAPITAL OUTLAY—1952

| | |
|----------------------------------|-------------|
| Beaches and boardwalks | |
| Buildings and equipment | \$27,041.03 |
| Parks and playgrounds | |
| Sewers | |
| Streets, roads and bridges | 32,163.38 |
| Water supply | |
| Other | 21,569.37 |

| | |
|---|---------------------|
| Tax rate | \$4.64 |
| Local school tax rate | 1.99 |
| County tax rate | 1.12 |
| Local purpose tax rate | 1.53 |
| TAXES | |
| Local school tax ... | \$385,155.71 |
| County taxes | 216,978.93 |
| Special district taxes | |
| Local purpose levy | \$602,134.64 |
| | 303,098.75 |
| Total tax levy (tax duplicate) .. | \$905,233.39 |
| Per Capita Total Tax Levy | \$74.02 |
| Current | |
| 1952 taxes levied (total) | \$908,820.10 |
| Collected in 1952 | 884,454.70 |
| Per cent of levy collected in 1952 ... | 97.31 |
| Transferred to liens | 24.13 |
| Cancelled, abated or adjusted | 3,030.57 |
| Outstanding December 31, 1952 .. | \$21,310.70 |
| All Prior Years Outstanding | |
| Balance January 1, 1952 | \$28,737.72 |
| Collected in 1952 | 25,376.03 |
| Balance December 31, 1952 | \$2,531.47 |
| Tax Title Liens Outstanding | |
| Balance January 1, 1952 | \$236.20 |
| Redeemed by cash | |
| Balance December 31, 1952 | \$260.33 |
| Property Acquired by Deed or Foreclosure | |
| Balance January 1, 1952 | \$1,020.00 |
| Sale for cash | |
| Balance December 31, 1952 | \$1,020.00 |

CAPITAL DEBT, DECEMBER 31, 1952

| | |
|------------------------------------|---------------------|
| Gross Debt | |
| School debt | \$454,500.00 |
| Self-liquidating debt. | |
| Other capital debt .. | 425,750.00 |
| TOTAL GROSS DEBT | \$880,250.00 |
| Per Capita Gross Debt | \$71.97 |
| Deductions for | |
| School debt | \$454,500.00 |
| Self-liquidating debt. | |
| Other capital debt .. | |
| TOTAL DEDUCTIONS | 454,500.00 |
| NET DEBT | \$425,750.00 |

| | |
|------------------------------------|-----------------|
| Average Assessed Valuations | |
| Real Property 1950-1951-1952.. | \$17,253,459.00 |
| Per Cent of Net Debt | 2.46 |

CURRENT FINANCES DECEMBER 31, 1952

| | |
|--|---------------------|
| Cash | \$391,179.53 |
| Taxes receivable | 23,842.17 |
| Tax title liens | 260.33 |
| Foreclosed property | 1,020.00 |
| Accounts receivable | 998.40 |
| State road aid receivable | 801.67 |
| Emergencies and deferred charges .. | 82.25 |
| TOTAL ASSETS | \$418,184.33 |
| Cash liabilities | \$160,645.94 |
| Reserves | 26,120.90 |
| Surplus revenue | 231,417.51 |
| TOTAL LIABILITIES AND SURPLUS | \$418,184.33 |

PRINCETON TOWNSHIP—MERCER COUNTY

Population Census, 1950—5,407

Land Area 16.25 sq. mi.

Net Valuation Taxable \$9,598,409

| | |
|--|---------------------|
| EXPENDITURES AND REQUIRED PAYMENTS FOR 1952 | |
| General Government | |
| Administrative and executive | \$15,627.51 |
| Assessment and collection of taxes | 8,636.25 |
| Finance Department | 895.94 |
| Protection to Persons & Property | |
| Fire | 6,850.29 |
| Police | 46,282.95 |
| Other | |
| Streets and Roads | |
| Repairs and maintenance | 41,930.46 |
| Street lighting | 3,122.47 |
| Sanitation | |
| Street cleaning | |
| Garbage and ash removal | 4,210.82 |
| Sewers | 21,303.44 |
| Health and Charities | |
| Health service | 3,392.38 |
| Poor (including relief) | 1,862.19 |
| Hospitals (aid and maintenance) | 9,500.00 |
| Other | 331.45 |
| Recreation | |
| Beaches and boardwalks | |
| Parks and playgrounds | 1,100.00 |
| Other | |
| Educational | |
| (Exclusive of school districts) .. | |
| Unclassified Purposes | |
| (Including contingent) | 2,347.14 |
| SUB-TOTAL—Municipal functions.. | \$167,393.29 |
| Per Capita—Municipal functions | |
| Capital imp'ts and capital imp't fund | \$30.96 |
| Debt Service | |
| Principal payments | |
| Interest payments | \$519.17 |
| Total | 519.17 |
| Per Capita Debt Service | |
| | \$0.10 |
| Deferred Charges and Statutory Expenditures | |
| Emergencies | |
| Other deferred chgs. | \$20,342.84 |
| Total | 20,342.84 |
| TOTAL—Municipal expenditures .. | \$207,396.19 |
| Required Payments for Local School, County, and Special District Taxes | |
| | 420,740.59 |
| TOTAL EXPENDITURES AND REQUIRED PAYMENTS | \$628,136.78 |
| Reserve for uncollected taxes | \$40,000.00 |
| GRAND TOTAL—Budget | \$668,136.78 |
| RECEIPTS AND REVENUES REALIZED IN 1952 TO MEET EXPENDITURES AND REQUIRED PAYMENTS | |
| Surplus revenue appropriated .. | \$43,500.00 |
| Miscellaneous revenues realized .. | 79,251.26 |
| State aid revenues realized | 19,227.00 |
| Delinquent taxes including | |
| Liens—1952 collections | 25,970.30 |
| Current taxes—1952 collections .. | 509,495.94 |
| Emergency borrowings | |
| TOTAL RECEIPTS AND REVENUES REALIZED | \$677,444.50 |
| CAPITAL OUTLAY—1952 | |
| Beaches and boardwalks | |
| Buildings and equipment | |
| Parks and playgrounds | |
| Sewers | |
| Streets, roads and bridges | \$4,276.26 |
| Water supply | |
| Other | |

| | |
|---|---------------------|
| Tax rate | \$5.40 |
| Local school tax rate | 3.20 |
| County tax rate | 1.15 |
| Local purpose tax rate | 1.14 |
| TAXES | |
| Local school tax ... | \$306,874.00 |
| County taxes | 109,930.16 |
| Special district taxes | 3,936.43 |
| Local purpose levy | \$420,740.59 |
| | 109,677.13 |
| Total tax levy (tax duplicate) .. | \$530,417.72 |
| Per Capita Total Tax Levy | \$08.10 |
| Current | |
| 1952 taxes levied (total) | \$547,688.59 |
| Collected in 1952 | 509,495.94 |
| Per cent of levy collected in 1952 ... | 93.02 |
| Transferred to liens | |
| Cancelled, abated or adjusted | 1,688.06 |
| Outstanding December 31, 1952 .. | \$36,504.59 |
| All Prior Years Outstanding | |
| Balance January 1, 1952 | \$26,053.19 |
| Collected in 1952 | 25,970.30 |
| Balance December 31, 1952 | \$65.41 |
| Tax Title Liens Outstanding | |
| Balance January 1, 1952 | |
| Redeemed by cash | |
| Balance December 31, 1952 | |
| Property Acquired by Deed or Foreclosure | |
| Balance January 1, 1952 | |
| Sale for cash | |
| Balance December 31, 1952 | |
| CAPITAL DEBT, DECEMBER 31, 1952 | |
| Gross Debt | |
| School debt | \$680,000.00 |
| Self-liquidating debt | |
| Other capital debt .. | 4,500.00 |
| TOTAL GROSS DEBT | \$684,500.00 |
| Per Capita Gross Debt | \$126.60 |
| Deductions for | |
| School debt | \$510,600.00 |
| Self-liquidating debt | |
| Other capital debt .. | |
| TOTAL DEDUCTIONS | 510,600.00 |
| NET DEBT | \$173,900.00 |
| Average Assessed Valuations | |
| Real Property 1950-1951-1952 .. | \$8,509,996.00 |
| Per Cent of Net Debt | 2.04 |
| CURRENT FINANCES DECEMBER 31, 1952 | |
| Cash | \$68,844.05 |
| Taxes receivable | 36,570.00 |
| Tax title liens | |
| Foreclosed property | |
| Accounts receivable | 2,705.75 |
| State road aid receivable | 10,604.30 |
| Emergencies and deferred charges .. | |
| TOTAL ASSETS | \$118,724.10 |
| Cash liabilities | \$16,531.88 |
| Reserves | 39,275.75 |
| Surplus revenue | 62,916.47 |
| TOTAL LIABILITIES AND SURPLUS | \$118,724.10 |

PROSPECT PARK BOROUGH—PASSAIC COUNTY

Population Census, 1950—5,242 Land Area 0.4 sq. mi. Net Valuation Taxable \$4,516,425

| | |
|--|--------------------|
| EXPENDITURES AND REQUIRED PAYMENTS FOR 1952 | |
| General Government | |
| Administrative and executive | \$3,325.00 |
| Assessment and collection of taxes | 3,455.00 |
| Finance Department | |
| Protection to Persons & Property | |
| Fire | 7,600.00 |
| Police | 26,950.00 |
| Other | |
| Streets and Roads | |
| Repairs and maintenance | 11,487.42 |
| Street lighting | 2,312.58 |
| Sanitation | |
| Street cleaning | |
| Garbage and ash removal | 11,000.00 |
| Sewers | 3,400.00 |
| Health and Charities | |
| Health service | 3,250.00 |
| Poor (including relief) | 400.00 |
| Hospitals (aid and maintenance) .. | 750.00 |
| Other | |
| Recreation | |
| Beaches and boardwalks | |
| Parks and playgrounds | |
| Other | 1,500.00 |
| Educational | |
| (Exclusive of school districts) .. | |
| Unclassified Purposes | |
| (Including contingent) | 1,000.00 |
| SUB-TOTAL—Municipal functions.. | \$72,470.00 |

| | |
|--|--------------------|
| Per Capita—Municipal functions | \$13.82 |
| Capital imp'ts and capital imp't fund | \$1,000.00 |
| Debt Service | |
| Principal payments | |
| Interest payments .. | \$100.00 |
| Total | 100.00 |
| Per Capita Debt Service | \$0.02 |
| Deferred Charges and Statutory Expenditures | |
| Emergencies | |
| Other deferred chgs. | \$10,487.87 |
| Total | 10,487.87 |
| TOTAL—Municipal expenditures .. | \$82,957.87 |

| | |
|---|---------------------|
| Required Payments for Local School, County, and Special District Taxes | 134,133.00 |
| TOTAL EXPENDITURES AND REQUIRED PAYMENTS | \$220,130.87 |
| Reserve for uncollected taxes | \$19,646.91 |
| GRAND TOTAL—Budget | \$239,777.78 |

| | |
|--|---------------------|
| RECEIPTS AND REVENUES REALIZED IN 1952 TO MEET EXPENDITURES AND REQUIRED PAYMENTS | |
| Surplus revenue appropriated | \$25,000.00 |
| Miscellaneous revenues realized .. | 22,287.73 |
| State aid revenues realized | 4,398.76 |
| Delinquent taxes including liens—1952 collections | 669.00 |
| Current taxes—1952 collections .. | 194,493.14 |
| Emergency borrowings | |
| TOTAL RECEIPTS AND REVENUES REALIZED | \$246,824.73 |

| | |
|----------------------------------|-------|
| CAPITAL OUTLAY—1952 | |
| Beaches and boardwalks | |
| Buildings and equipment | |
| Parks and playgrounds | |
| Sewers | |
| Streets, roads and bridges | |
| Water supply | |
| Other | |

| | |
|------------------------------|--------|
| Tax rate | \$4.16 |
| Local school tax rate | 2.04 |
| County tax rate | 0.95 |
| Local purpose tax rate | 1.15 |

| | |
|--|---------------------|
| TAXES | |
| Local school tax | \$91,285.80 |
| County taxes | 41,847.20 |
| Special district taxes | |
| Local purpose levy | \$114,112.00 |
| Total tax levy (tax duplicate) .. | \$247,425.78 |
| Per Capita Total Tax Levy | \$37.47 |

| | |
|--|--------------|
| Current | |
| 1952 taxes levied (total) | \$197,401.70 |
| Collected in 1952 | 196,448.24 |
| Per cent of levy collected in 1952 | 99.52 |
| Transferred to liens | |
| Cancelled, abated or adjusted .. | 188.11 |
| Outstanding December 31, 1952 .. | \$464.42 |

| | |
|------------------------------------|----------|
| All Prior Years Outstanding | |
| Balance January 1, 1952 | \$473.96 |
| Collected in 1952 | 469.96 |
| Balance December 31, 1952 | \$4.00 |

| | |
|------------------------------------|-------|
| Tax Title Liens Outstanding | |
| Balance January 1, 1952 | |
| Redeemed by cash | |
| Balance December 31, 1952 | |

| | |
|---|------------|
| Property Acquired by Deed or Foreclosure | |
| Balance January 1, 1952 | \$1,500.00 |
| Sale for cash | 1,400.00 |
| Balance December 31, 1952 | \$800.00 |

| | |
|--|--------------------|
| CAPITAL DEBT, DECEMBER 31, 1952 | |
| Gross Debt | |
| School debt | \$11,000.00 |
| Self-liquidating debt | |
| Other capital debt | |
| TOTAL GROSS DEBT | \$11,000.00 |
| Per Capita Gross Debt | \$2.29 |
| Deductions for | |
| School debt | \$11,000.00 |
| Self-liquidating debt | |
| Other capital debt | |
| TOTAL DEDUCTIONS | 11,000.00 |
| NET DEBT | |

| | |
|------------------------------------|----------------|
| Average Assessed Valuations | |
| Real Property 1950-1951-1952 .. | \$4,509,542.00 |
| Per Cent of Net Debt | |

| | |
|---|--------------------|
| CURRENT FINANCES DECEMBER 31, 1952 | |
| Cash | \$90,813.40 |
| Taxes receivable | 453.82 |
| Tax title liens | |
| Foreclosed property | 500.00 |
| Accounts receivable | 2,424.55 |
| State road aid receivable | 2,294.23 |
| Emergencies and deferred charges .. | |
| TOTAL ASSETS | \$96,719.70 |

| | |
|--|--------------------|
| Cash liabilities | \$25,325.83 |
| Reserves | 4,391.87 |
| Surplus revenue | 77,102.50 |
| TOTAL LIABILITIES AND SURPLUS | \$96,719.70 |

QUINTON TOWNSHIP—SALEM COUNTY

Population Census, 1950—1,821

Land Area 24.61 sq. mi.

Net Valuation Taxable \$1,044,125

| | |
|--|--------------------|
| EXPENDITURES AND REQUIRED PAYMENTS FOR 1952 | |
| General Government | |
| Administrative and executive | \$4,600.00 |
| Assessment and collection of taxes | 2,535.00 |
| Finance Department | 645.00 |
| Protection to Persons & Property | |
| Fire | 740.00 |
| Police | 1,175.00 |
| Other | |
| Streets and Roads | |
| Repairs and maintenance | 9,675.00 |
| Street lighting | 2,450.00 |
| Sanitation | |
| Street cleaning | |
| Garbage and ash removal | 910.00 |
| Sewers | |
| Health and Charities | |
| Health service | 240.00 |
| Poor (including relief) | 235.00 |
| Hospitals (aid and maintenance) | 200.00 |
| Other | 200.00 |
| Recreation | |
| Beaches and boardwalks | |
| Parks and playgrounds | |
| Other | |
| Educational | |
| (Exclusive of school districts) .. | |
| Unclassified Purposes | |
| (Including contingent) | 100.00 |
| SUB-TOTAL—Municipal functions.. | \$23,705.00 |

| | |
|---|--------------------|
| Per Capita—Municipal functions | \$13.02 |
| Capital imp'ts and capital imp't fund | |
| Debt Service | |
| Principal payments | |
| Interest payments | |
| Total | |
| Per Capita Debt Service | |
| Deferred Charges and Statutory Expenditures | |
| Emergencies | \$683.01 |
| Other deferred chgs. | |
| Total | \$683.01 |
| TOTAL—Municipal expenditures .. | \$24,388.01 |

| | |
|---|------------------|
| Required Payments for Local School, County, and Special District Taxes | 51,695.73 |
|---|------------------|

| | |
|---|--------------------|
| TOTAL EXPENDITURES AND REQUIRED PAYMENTS | \$76,083.74 |
| Reserve for uncollected taxes | \$21,670.81 |
| GRAND TOTAL—Budget | \$97,754.55 |

| | |
|--|--------------------|
| RECEIPTS AND REVENUES REALIZED IN 1952 TO MEET EXPENDITURES AND REQUIRED PAYMENTS | |
| Surplus revenue appropriated .. | \$22,145.97 |
| Miscellaneous revenues realized .. | 9,021.75 |
| State aid revenues realized | 7,832.00 |
| Delinquent taxes including liens—1952 collections .. | 12,096.47 |
| Current taxes—1952 collections.. | 44,484.13 |
| Emergency borrowings | |
| TOTAL RECEIPTS AND REVENUES REALIZED | \$95,580.35 |

CAPITAL OUTLAY—1952

| | |
|----------------------------------|-------|
| Beaches and boardwalks | |
| Buildings and equipment | |
| Parks and playgrounds | |
| Sewers | |
| Streets, roads and bridges | |
| Water supply | |
| Other | |

| | |
|------------------------------|---------------|
| Tax rate | \$5.95 |
| Local school tax rate | 3.82 |
| County tax rate | 1.13 |
| Local purpose tax rate | 1.00 |

TAXES

| | | |
|--|----------------|-------------|
| Local school tax ... | \$39,878.42 | |
| County taxes | 11,817.31 | |
| Special district taxes | | |
| Local purpose levy | | \$51,695.73 |
| Total tax levy (tax duplicate) .. | | 10,330.85 |
| Per Capita Total Tax Levy | \$34.06 | |

| | |
|--|-------------|
| Current | |
| 1952 taxes levied (total) | \$62,182.94 |
| Collected in 1952 | 44,484.13 |
| Per cent of levy collected in 1952 ... | 71.53 |
| Transferred to liens | 126.45 |
| Cancelled, abated or adjusted .. | 199.33 |
| Outstanding December 31, 1952 .. | \$17,373.03 |

| | |
|------------------------------------|-------------|
| All Prior Years Outstanding | |
| Balance January 1, 1952 | \$17,444.67 |
| Collected in 1952 | 12,076.47 |
| Balance December 31, 1952 | \$5,202.99 |

| | |
|------------------------------------|------------|
| Tax Title Liens Outstanding | |
| Balance January 1, 1952 | \$985.01 |
| Redeemed by cash | 20.00 |
| Balance December 31, 1952 | \$1,091.46 |

| | |
|---|---------|
| Property Acquired by Deed or Foreclosure | |
| Balance January 1, 1952 | \$94.54 |
| Sale for cash | |
| Balance December 31, 1952 | \$94.54 |

CAPITAL DEBT, DECEMBER 31, 1952

| | |
|------------------------------------|---------------------|
| Gross Debt | |
| School debt | \$111,200.00 |
| Self-liquidating debt. | |
| Other capital debt .. | |
| TOTAL GROSS DEBT | \$111,200.00 |
| Per Capita Gross Debt | \$61.07 |

| | |
|-------------------------------|--------------------|
| Deductions for | |
| School debt | \$54,471.00 |
| Self-liquidating debt. | |
| Other capital debt .. | |
| TOTAL DEDUCTIONS | 54,471.00 |
| NET DEBT | \$56,729.00 |

| | |
|------------------------------------|--------------|
| Average Assessed Valuations | |
| Real Property 1950-1951-1952.. | \$907,850.00 |
| Per Cent of Net Debt | 6.24 |

CURRENT FINANCES DECEMBER 31, 1952

| | |
|-------------------------------------|--------------------|
| Cash | \$34,000.87 |
| Taxes receivable | 22,576.02 |
| Tax title liens | 1,091.46 |
| Foreclosed property | 94.54 |
| Accounts receivable | 260.66 |
| State road aid receivable | |
| Emergencies and deferred charges .. | 2,000.00 |
| TOTAL ASSETS | \$60,023.55 |

| | |
|--|--------------------|
| Cash liabilities | \$467.44 |
| Reserves | \$24,022.68 |
| Surplus revenue | 35,533.43 |
| TOTAL LIABILITIES AND SURPLUS | \$60,023.55 |

RAHWAY CITY—UNION COUNTY

Population Census, 1950—21,290

Land Area 4.1 sq. mi.

Net Valuation Taxable \$32,222,102

| EXPENDITURES AND RE- QUIRED PAYMENTS FOR 1952 | |
|--|-----------------------|
| General Government | |
| Administrative and executive | \$139,402.81 |
| Assessment and collection of taxes | 33,165.00 |
| Finance Department | 12,920.00 |
| Protection to Persons & Property | |
| Fire | 158,700.00 |
| Police | 250,252.50 |
| Other | 16,900.00 |
| Streets and Roads | |
| Repairs and maintenance | 161,670.00 |
| Street lighting | 51,600.00 |
| Sanitation | |
| Street cleaning | 13,155.00 |
| Garbage and ash removal | 91,400.00 |
| Sewers | 37,705.00 |
| Health and Charities | |
| Health service | 24,999.50 |
| Poor (including relief) | 24,105.00 |
| Hospitals (aid and maintenance) | |
| Other | |
| Recreation | |
| Beaches and boardwalks | |
| Parks and playgrounds | 4,700.00 |
| Other | 26,240.87 |
| Educational | |
| (Exclusive of school districts) .. | 35,050.00 |
| Unclassified Purposes | |
| (Including contingent) | 106,871.00 |
| SUB-TOTAL—Municipal functions.. | \$1,188,738.68 |

| | |
|--|-----------------------|
| Per Capita—Municipal functions | \$55.84 |
| Capital imp'ts and capital imp't fund | \$30,500.00 |
| Debt Service | |
| Principal payments .. | \$166,326.28 |
| Interest payments .. | 60,547.73 |
| Total | *227,374.01 |
| Per Capita Debt Service | |
| Service | \$10.68 |
| Deferred Charges and Statutory Expenditures | |
| Emergencies | \$125,512.31 |
| Other deferred chgs. .. | 64,673.09 |
| Total | 190,185.40 |
| TOTAL—Municipal expenditures ... | \$1,636,796.09 |

| | |
|---|-----------------------|
| Required Payments for Local School, County, and Special District Taxes | 984,836.74 |
| TOTAL EXPENDITURES AND REQUIRED PAYMENTS | \$2,621,632.83 |
| Reserve for uncollected taxes | \$102,000.00 |
| GRAND TOTAL—Budget | \$2,723,632.83 |

| RECEIPTS AND REVENUES REALIZED IN 1952 TO MEET EXPENDITURES AND RE- QUIRED PAYMENTS | |
|--|-----------------------|
| Surplus revenue appropriated .. | \$205,512.31 |
| Miscellaneous revenues realized .. | 235,835.33 |
| State aid revenues realized | 19,487.30 |
| Delinquent taxes including liens—1952 collections | 32,374.13 |
| Current taxes—1952 collections .. | 2,108,830.38 |
| Emergency borrowings | |
| TOTAL RECEIPTS AND REVENUES REALIZED | \$2,652,039.95 |

| CAPITAL OUTLAY—1952 | |
|----------------------------------|-------------|
| Beaches and boardwalks | |
| Buildings and equipment | \$15,427.20 |
| Parks and playgrounds | |
| Sewers | |
| Streets, roads and bridges | 173,710.73 |
| Water supply | 97,112.27 |
| Other | |

* Includes \$59,602.37 Art. VI School Debt Service.

| | |
|------------------------------|---------------|
| Tax rate | \$6.71 |
| Local school tax rate | 2.21 |
| County tax rate | 0.84 |
| Local purpose tax rate | 3.66 |

| TAXES | |
|--|-----------------------|
| Local school tax ... | \$712,493.55 |
| County taxes | 272,343.19 |
| Special district taxes | |
| Local purpose levy | \$984,836.74 |
| Total tax levy (tax duplicate) .. | \$2,164,683.02 |

| | |
|--|-----------------|
| Per Capita Total Tax Levy | \$101.68 |
|--|-----------------|

| | |
|---|----------------|
| Current | |
| 1952 taxes levied (total) | \$2,186,539.43 |
| Collected in 1952 | 2,108,830.38 |
| Per cent of levy col- lected in 1952 | 96.44 |
| Transferred to liens | 4,054.73 |
| Cancelled, abated or adjusted .. | 2,260.53 |
| Outstanding December 31, 1952 .. | \$71,393.79 |

| | |
|------------------------------------|--------------|
| All Prior Years Outstanding | |
| Balance January 1, 1952 | \$125,846.69 |
| Collected in 1952 | 68,741.49 |
| Balance December 31, 1952 | \$54,305.40 |

| | |
|------------------------------------|-------------|
| Tax Title Liens Outstanding | |
| Balance January 1, 1952 | \$40,866.39 |
| Redeemed by cash | 817.14 |
| Balance December 31, 1952 | \$33,554.62 |

| | |
|---|--------------|
| Property Acquired by Deed or Foreclosure | |
| Balance January 1, 1952 | \$130,493.00 |
| Sale for cash | 12,815.50 |
| Balance December 31, 1952 | \$139,723.00 |

CAPITAL DEBT, DECEMBER 31, 1952

| | |
|-------------------------------|-----------------------|
| Gross Debt | |
| School debt | \$2,010,325.00 |
| Self-liquidating debt .. | 352,000.00 |
| Other capital debt .. | 2,056,975.00 |
| TOTAL GROSS DEBT | \$4,419,300.00 |

| | |
|------------------------------------|-----------------|
| Per Capita Gross Debt | \$207.58 |
|------------------------------------|-----------------|

| | |
|-------------------------------|---------------------|
| Deductions for | |
| School debt | \$2,010,325.00 |
| Self-liquidating debt .. | 352,000.00 |
| Other capital debt .. | 392,135.00 |
| TOTAL DEDUCTIONS | 2,754,460.00 |

| | |
|-----------------------|-----------------------|
| NET DEBT | \$1,664,840.00 |
|-----------------------|-----------------------|

| | |
|------------------------------------|-----------------|
| Average Assessed Valuations | |
| Real Property 1950-1951-1952 .. | \$26,105,979.00 |
| Per Cent of Net Debt | 6.37 |

CURRENT FINANCES DECEMBER 31, 1952

| | |
|-------------------------------------|---------------------|
| Cash | \$293,754.13 |
| Taxes receivable | 125,699.19 |
| Tax title liens | 33,554.62 |
| Foreclosed property | 139,723.00 |
| Accounts receivable | 27,501.27 |
| State road aid receivable | |
| Emergencies and deferred charges .. | 47,757.50 |
| TOTAL ASSETS | \$657,939.71 |

| | |
|--|---------------------|
| Cash liabilities | \$140,722.33 |
| Reserves | 326,478.00 |
| Surplus revenue | 190,739.30 |
| TOTAL LIABILITIES AND SURPLUS | \$657,939.71 |

RAMSEY BOROUGH—BERGEN COUNTY

Population Census, 1950—4,670 Land Area 5.9 sq. mi. Net Valuation Taxable \$6,211,294

EXPENDITURES AND REQUIRED PAYMENTS FOR 1952

| | |
|---|---------------------|
| General Government | |
| Administrative and executive | \$67,100.00 |
| Assessment and collection of taxes | 7,050.00 |
| Finance Department | |
| Protection to Persons & Property | |
| Fire | 19,950.00 |
| Police | 34,800.00 |
| Other | |
| Streets and Roads | |
| Repairs and maintenance | 32,750.00 |
| Street lighting | 9,000.00 |
| Sanitation | |
| Street cleaning | |
| Garbage and ash removal | 17,500.00 |
| Sewers | |
| Health and Charities | |
| Health service | 6,100.00 |
| Poor (including relief) | 500.00 |
| Hospitals (aid and maintenance) | |
| Other | |
| Recreation | |
| Beaches and boardwalks | |
| Parks and playgrounds | |
| Other | 5,500.00 |
| Educational | |
| (Exclusive of school districts) .. | 5,050.00 |
| Unclassified Purposes | |
| (Including contingent) | 1,900.00 |
| SUB-TOTAL—Municipal functions.. | \$207,200.00 |

| | |
|---|----------------|
| Per Capita—Municipal functions | \$44.37 |
| Capital imp'ts and capital imp't fund | \$22,500.00 |
| Debt Service | |
| Principal payments .. | \$5,000.00 |
| Interest payments .. | 2,950.00 |

| | |
|--------------------------------------|---------------|
| Total | 7,950.00 |
| Per Capita Debt Service | \$1.70 |

| | |
|--|-------|
| Deferred Charges and Statutory Expenditures | |
| Emergencies | |
| Other deferred chgs. | |
| Total | |

TOTAL—Municipal expenditures ... **\$237,650.00**

| | |
|---|-------------------|
| Required Payments for Local School, County, and Special District Taxes | 260,661.75 |
|---|-------------------|

TOTAL EXPENDITURES AND REQUIRED PAYMENTS **\$498,311.75**

Reserve for uncollected taxes

GRAND TOTAL—Budget

.....

RECEIPTS AND REVENUES REALIZED IN 1952 TO MEET EXPENDITURES AND REQUIRED PAYMENTS

| | |
|-----------------------------------|-------------|
| Surplus revenue appropriated .. | \$40,000.00 |
| Miscellaneous revenues realized. | 63,698.79 |
| State aid revenues realized | 4,780.81 |
| Delinquent taxes including | |
| liens—1952 collections | 18,098.99 |
| Current taxes—1952 collections.. | 411,249.04 |
| Emergency borrowings | |

TOTAL RECEIPTS AND REVENUES REALIZED **\$537,827.63**

CAPITAL OUTLAY—1952

| | |
|----------------------------------|-------------|
| Beaches and boardwalks | |
| Buildings and equipment | \$22,657.94 |
| Parks and playgrounds | |
| Sewers | |
| Streets, roads and bridges | |
| Water supply | 27,979.86 |
| Other | 964.98 |

| | |
|------------------------------|---------------|
| Tax rate | \$6.54 |
| Local school tax rate | 3.38 |
| County tax rate | 0.81 |
| Local purpose tax rate | 2.65 |

TAXES

| | | |
|--|----------------|---------------------|
| Local school tax ... | \$210,210.00 | |
| County taxes | 50,451.75 | |
| Special district taxes | | |
| Local purpose levy | | \$260,661.75 |
| Total tax levy (tax duplicate) .. | | <u>\$426,468.75</u> |
| Per Capita Total Tax Levy | \$91.32 | |

| | | |
|--|-------|--------------------|
| Current | | |
| 1952 taxes levied (total) | | \$439,362.84 |
| Collected in 1952 | | 411,249.04 |
| Per cent of levy collected in 1952 ... | 93.60 | |
| Transferred to liens | | 75.24 |
| Cancelled, abated or adjusted .. | | 2,587.23 |
| Outstanding December 31, 1952 .. | | <u>\$25,451.33</u> |

| | | |
|------------------------------------|--|----------------|
| All Prior Years Outstanding | | |
| Balance January 1, 1952 | | \$18,208.15 |
| Collected in 1952 | | 18,098.99 |
| Balance December 31, 1952 | | <u>\$49.34</u> |

| | | |
|------------------------------------|--|-------------------|
| Tax Title Liens Outstanding | | |
| Balance January 1, 1952 | | \$1,207.98 |
| Redeemed by cash | | |
| Balance December 31, 1952 | | <u>\$1,290.22</u> |

| | | |
|---|--|-------------------|
| Property Acquired by Deed or Foreclosure | | |
| Balance January 1, 1952 | | \$2,800.00 |
| Sale for cash | | |
| Balance December 31, 1952 | | <u>\$2,800.00</u> |

CAPITAL DEBT, DECEMBER 31, 1952

| | | |
|-----------------------------|--------------|--|
| Gross Debt | | |
| School debt | \$591,000.00 | |
| Self-liquidating debt. | 20,000.00 | |
| Other capital debt .. | 133,000.00 | |

TOTAL GROSS DEBT **\$744,000.00**

Per Capita Gross Debt **\$159.31**

| | | |
|-----------------------------|--------------|--|
| Deductions for | | |
| School debt | \$390,744.00 | |
| Self-liquidating debt. | 20,000.00 | |
| Other capital debt .. | | |

TOTAL DEDUCTIONS **410,744.00**

NET DEBT **\$333,256.00**

| | | |
|------------------------------------|----------------|------|
| Average Assessed Valuations | | |
| Real Property 1950-1951-1952 .. | \$4,884,306.00 | |
| Per Cent of Net Debt | | 6.82 |

CURRENT FINANCES DECEMBER 31, 1952

| | |
|-------------------------------------|--------------|
| Cash | \$144,969.22 |
| Taxes receivable | 25,500.67 |
| Tax title liens | 1,290.22 |
| Foreclosed property | 2,800.00 |
| Accounts receivable | 1,297.88 |
| State road aid receivable | |
| Emergencies and deferred charges .. | |

TOTAL ASSETS **\$175,857.99**

| | |
|------------------------|-------------|
| Cash liabilities | \$72,422.82 |
| Reserves | 30,888.77 |
| Surplus revenue | 72,546.40 |

TOTAL LIABILITIES AND SURPLUS **\$175,857.99**

RANDOLPH TOWNSHIP—MORRIS COUNTY

Population Census, 1950—4,293

Land Area 21.2 sq. mi.

Net Valuation Taxable \$2,595,723

| | |
|--|---------------------|
| EXPENDITURES AND REQUIRED PAYMENTS FOR 1952 | |
| General Government | |
| Administrative and executive | \$20,707.55 |
| Assessment and collection of taxes | 3,550.00 |
| Finance Department | 1,050.00 |
| Protection to Persons & Property | |
| Fire | 5,881.63 |
| Police | 9,803.85 |
| Other | |
| Streets and Roads | |
| Repairs and maintenance | 42,731.07 |
| Street lighting | 75.00 |
| Sanitation | |
| Street cleaning | |
| Garbage and ash removal | 6,500.00 |
| Sewers | |
| Health and Charities | |
| Health service | 900.00 |
| Poor (including relief) | 350.00 |
| Hospitals (aid and maintenance) | 900.00 |
| Other | |
| Recreation | |
| Beaches and boardwalks | |
| Parks and playgrounds | 300.00 |
| Other | |
| Educational | |
| (Exclusive of school districts) .. | |
| Unclassified Purposes | |
| (Including contingent) | 1,050.00 |
| SUB-TOTAL—Municipal functions.. | \$93,799.10 |
| Per Capita—Municipal functions | |
| Capital imp'ts and capital imp't fund | \$21.85 |
| Debt Service | \$4,149.14 |
| Principal payments . | \$9,400.00 |
| Interest payments .. | 180.76 |
| Total | 9,580.76 |
| Per Capita Debt Service | |
| | \$2.23 |
| Deferred Charges and Statutory Expenditures | |
| Emergencies | |
| Other deferred chgs. | |
| Total | |
| TOTAL—Municipal expenditures ... | \$107,529.00 |
| Required Payments for Local School, County, and Special District Taxes | |
| | 154,536.53 |
| TOTAL EXPENDITURES AND REQUIRED PAYMENTS | \$262,065.53 |
| Reserve for uncollected taxes | \$28,158.98 |
| GRAND TOTAL—Budget | \$290,224.51 |
| RECEIPTS AND REVENUES REALIZED IN 1952 TO MEET EXPENDITURES AND REQUIRED PAYMENTS | |
| Surplus revenue appropriated .. | \$40,000.00 |
| Miscellaneous revenues realized. | 36,974.18 |
| State aid revenues realized | 6,469.30 |
| Delinquent taxes including | |
| liens—1952 collections | 22,733.61 |
| Current taxes—1952 collections.. | 187,636.33 |
| Emergency borrowings | |
| TOTAL RECEIPTS AND REVENUES REALIZED | \$293,813.42 |

CAPITAL OUTLAY—1952

| | |
|----------------------------------|------------|
| Beaches and boardwalks | |
| Buildings and equipment | \$9,287.86 |
| Parks and playgrounds | |
| Sewers | |
| Streets, roads and bridges | |
| Water supply | |
| Other | |

| | |
|------------------------------|---------------|
| Tax rate | \$7.06 |
| Local school tax rate | 4.73 |
| County tax rate | 1.06 |
| Local purpose tax rate | 1.87 |

TAXES

| | | |
|--|----------------|---------------------|
| Local school tax ... | \$123,009.86 | |
| County taxes | 27,526.67 | |
| Special district taxes | 4,000.00 | |
| Local purpose levy | | \$154,536.53 |
| | | 48,498.98 |
| Total tax levy (tax duplicate) .. | | \$203,035.51 |
| Per Capita Total Tax Levy | \$47.20 | |

| | |
|--|--------------|
| Current | |
| 1952 taxes levied (total) | \$205,977.45 |
| Collected in 1952 | 187,636.33 |
| Per cent of levy collected in 1952 ... | \$91.10 |
| Transferred to liens | 252.73 |
| Cancelled, abated or adjusted .. | 646.69 |
| Outstanding December 31, 1952 .. | \$17,441.70 |

| | |
|------------------------------------|-------------|
| All Prior Years Outstanding | |
| Balance January 1, 1952 | \$22,152.12 |
| Collected in 1952 | 21,293.81 |
| Balance December 31, 1952 | \$645.89 |

| | |
|------------------------------------|------------|
| Tax Title Liens Outstanding | |
| Balance January 1, 1952 | \$4,413.77 |
| Redeemed by cash | 1,434.80 |
| Balance December 31, 1952 | \$3,628.12 |

| | |
|---|-------|
| Property Acquired by Deed or Foreclosure | |
| Balance January 1, 1952 | |
| Sale for cash | |
| Balance December 31, 1952 | |

CAPITAL DEBT, DECEMBER 31, 1952

| | |
|------------------------------------|--------------------|
| Gross Debt | |
| School debt | \$56,000.00 |
| Self-liquidating debt .. | |
| Other capital debt .. | 34,213.00 |
| TOTAL GROSS DEBT | \$90,213.00 |
| Per Capita Gross Debt | \$21.01 |

| | |
|-------------------------------|--------------------|
| Deductions for | |
| School debt | \$56,000.00 |
| Self-liquidating debt .. | |
| Other capital debt .. | |
| TOTAL DEDUCTIONS | 56,000.00 |
| NET DEBT | \$34,213.00 |

| | |
|------------------------------------|----------------|
| Average Assessed Valuations | |
| Real Property 1950-1951-1952.. | \$2,242,721.00 |
| Per Cent of Net Debt | 1.52 |

CURRENT FINANCES DECEMBER 31, 1952

| | |
|-------------------------------------|--------------------|
| Cash | \$61,564.52 |
| Taxes receivable | 18,087.59 |
| Tax title liens | 3,628.12 |
| Foreclosed property | |
| Accounts receivable | 153.24 |
| State road aid receivable | |
| Emergencies and deferred charges .. | |
| TOTAL ASSETS | \$83,433.47 |

| | |
|------------------------|-------------|
| Cash liabilities | \$16,970.70 |
| Reserves | 21,868.95 |
| Surplus revenue | 44,593.82 |

| | |
|--|--------------------|
| TOTAL LIABILITIES AND SURPLUS | \$83,433.47 |
|--|--------------------|

RARITAN BOROUGH—SOMERSET COUNTY

Population Census, 1950—5,131 Land Area 0.9 sq. mi. Net Valuation Taxable \$3,351,862

| | |
|--|--------------|
| EXPENDITURES AND REQUIRED PAYMENTS FOR 1952 | |
| General Government | |
| Administrative and executive | \$14,962.25 |
| Assessment and collection of taxes | 3,790.00 |
| Finance Department | 900.00 |
| Protection to Persons & Property | |
| Fire | 5,434.00 |
| Police | 21,390.04 |
| Other | |
| Streets and Roads | |
| Repairs and maintenance | 30,030.00 |
| Street lighting | 7,065.01 |
| Sanitation | |
| Street cleaning | |
| Garbage and ash removal | 11,220.00 |
| Sewers | 32,500.00 |
| Health and Charities | |
| Health service | 2,534.99 |
| Poor (including relief) | 2,600.00 |
| Hospitals (aid and maintenance) | |
| Other | |
| Recreation | |
| Beaches and boardwalks | |
| Parks and playgrounds | 2,675.00 |
| Other | |
| Educational (Exclusive of school districts) .. | |
| | |
| Unclassified Purposes (Including contingent) | |
| | 1,700.00 |
| SUB-TOTAL—Municipal functions.. | \$136,801.29 |
| Per Capita—Municipal functions | |
| | \$26.66 |
| Capital imp'ts and capital imp't fund .. | \$1,500.00 |
| Debt Service | |
| Principal payments .. | \$14,000.00 |
| Interest payments .. | 2,456.18 |
| Total | 16,456.18 |
| Per Capita Debt Service | |
| | \$3.21 |
| Deferred Charges and Statutory Expenditures | |
| Emergencies | \$1,400.00 |
| Other deferred chgs. | 5,610.38 |
| Total | 7,010.38 |
| TOTAL—Municipal expenditures .. | \$161,767.85 |
| Required Payments for Local School, County, and Special District Taxes | |
| | 167,151.73 |
| TOTAL EXPENDITURES AND REQUIRED PAYMENTS | |
| | \$328,919.58 |
| Reserve for uncollected taxes | \$19,655.39 |
| GRAND TOTAL—Budget | \$348,574.97 |
| RECEIPTS AND REVENUES REALIZED IN 1952 TO MEET EXPENDITURES AND REQUIRED PAYMENTS | |
| Surplus revenue appropriated .. | |
| Miscellaneous revenues realized .. | \$61,183.09 |
| State aid revenues realized | 4,100.91 |
| Delinquent taxes including | |
| Liens—1952 collections | 9,094.98 |
| Current taxes—1952 collections.. | 271,912.77 |
| Emergency borrowings | |
| TOTAL RECEIPTS AND REVENUES REALIZED | \$346,291.75 |
| CAPITAL OUTLAY—1952 | |
| Beaches and boardwalks | |
| Buildings and equipment | |
| Parks and playgrounds | |
| Sewers | |
| Streets, roads and bridges | \$13,543.27 |
| Water supply | |
| Other | |

| | |
|---|----------------|
| Tax rate | \$8.57 |
| Local school tax rate | 4.04 |
| County tax rate | 0.94 |
| Local purpose tax rate | 3.59 |
| TAXES | |
| Local school tax ... | \$135,556.64 |
| County taxes | 31,595.09 |
| Special district taxes | |
| | \$167,151.73 |
| Local purpose levy | 121,549.84 |
| Total tax levy (tax duplicate) .. | \$288,701.57 |
| Per Capita Total Tax Levy | |
| | \$56.27 |
| Current | |
| 1952 taxes levied (total) | \$288,968.22 |
| Collected in 1952 | 271,912.77 |
| Per cent of levy collected in 1952 .. | 94.09 |
| Transferred to liens | |
| Cancelled, abated or adjusted .. | 432.78 |
| Outstanding December 31, 1952 .. | \$16,622.67 |
| All Prior Years Outstanding | |
| Balance January 1, 1952 | \$19,518.89 |
| Collected in 1952 | 9,094.98 |
| Balance December 31, 1952 | \$14,678.46 |
| Tax Title Liens Outstanding | |
| Balance January 1, 1952 | |
| Redeemed by cash | |
| Balance December 31, 1952 | \$5,373.62 |
| Property Acquired by Deed or Foreclosure | |
| Balance January 1, 1952 | |
| Sale for cash | |
| Balance December 31, 1952 | \$11,310.00 |
| CAPITAL DEBT, DECEMBER 31, 1952 | |
| Gross Debt | |
| School debt | \$20,412.00 |
| Self-liquidating debt .. | |
| Other capital debt .. | 70,850.00 |
| TOTAL GROSS DEBT | \$91,262.00 |
| Per Capita Gross Debt | |
| | \$17.89 |
| Deductions for | |
| School debt | \$20,412.00 |
| Self-liquidating debt .. | |
| Other capital debt .. | 145.00 |
| TOTAL DEDUCTIONS | 20,557.00 |
| NET DEBT | \$70,705.00 |
| Average Assessed Valuations | |
| Real Property 1950-1951-1952.. | \$2,762,830.00 |
| Per Cent of Net Debt | 2.55 |
| CURRENT FINANCES DECEMBER 31, 1952 | |
| Cash | \$150,520.86 |
| Taxes receivable | 31,301.13 |
| Tax title liens | 5,373.62 |
| Foreclosed property | 11,310.00 |
| Accounts receivable | 865.64 |
| State road aid receivable .. | |
| Emergencies and deferred charges .. | 46.76 |
| TOTAL ASSETS | \$199,418.01 |
| Cash liabilities | \$66,329.46 |
| Reserves | 48,850.39 |
| Surplus revenue | 84,238.16 |
| TOTAL LIABILITIES AND SURPLUS | \$199,418.01 |

RARITAN TOWNSHIP—HUNTERDON COUNTY

Population Census, 1950—2,314 Land Area 38.4 sq. mi. Net Valuation Taxable \$3,230,322

| | |
|---|--------------------|
| EXPENDITURES AND RE-REQUIRED PAYMENTS FOR 1952 | |
| General Government | |
| Administrative and executive | \$5,900.00 |
| Assessment and collection of taxes | 3,000.00 |
| Finance Department | 350.00 |
| Protection to Persons & Property | |
| Fire | 1,250.00 |
| Police | 2,050.00 |
| Other | |
| Streets and Roads | |
| Repairs and maintenance | 42,444.44 |
| Street lighting | |
| Sanitation | |
| Street cleaning | |
| Garbage and ash removal | |
| Sewers | |
| Health and Charities | |
| Health service | 400.00 |
| Poor (including relief) | 1,300.00 |
| Hospitals (aid and maintenance) | |
| Other | |
| Recreation | |
| Beaches and boardwalks | |
| Parks and playgrounds | |
| Other | |
| Educational | |
| (Exclusive of school districts) .. | |
| Unclassified Purposes | |
| (Including contingent) | 450.00 |
| SUB-TOTAL—Municipal functions.. | \$57,144.44 |

| | |
|------------------------------|---------------|
| Tax rate | \$4.91 |
| Local school tax rate | 3.49 |
| County tax rate | 0.64 |
| Local purpose tax rate | 0.75 |

| | |
|--|---------------------|
| TAXES | |
| Local school tax ... | \$112,690.57 |
| County taxes | 20,536.74 |
| Special district taxes | |
| Local purpose levy | \$133,227.31 |
| | 25,167.35 |
| Total tax levy (tax duplicate) .. | \$158,394.66 |

Per Capita Total Tax Levy **\$54.29**

| | |
|--|----------------|
| Per Capita—Municipal functions | \$20.31 |
| Capital imp'ts and capital imp't fund | \$15,000.00 |
| Debt Service | |
| Principal payments .. | |
| Interest payments .. | \$300.00 |
| Total | 300.00 |
| Per Capita Debt Service | |
| | \$0.11 |
| Deferred Charges and Statutory Expenditures | |
| Emergencies | |
| Other deferred chgs. | |
| Total | |

| | |
|--|--------------|
| Current | |
| 1952 taxes levied (total) | \$160,619.75 |
| Collected in 1952 | 139,269.06 |
| Per cent of levy collected in 1952 ... | 86.70 |
| Transferred to liens | |
| Cancelled, abated or adjusted | 902.01 |
| Outstanding December 31, 1952 .. | \$20,448.71 |
| All Prior Years Outstanding | |
| Balance January 1, 1952 | \$15,291.93 |
| Collected in 1952 | 11,474.53 |
| Balance December 31, 1952 | \$3,717.09 |

| | |
|------------------------------------|-------|
| Tax Title Liens Outstanding | |
| Balance January 1, 1952 | |
| Redeemed by cash | |
| Balance December 31, 1952 | |

| | |
|---|-------|
| Property Acquired by Deed or Foreclosure | |
| Balance January 1, 1952 | |
| Sale for cash | |
| Balance December 31, 1952 | |

| | |
|---|---------------------|
| TOTAL—Municipal expenditures .. | \$72,444.44 |
| Required Payments for Local School, County, and Special District Taxes | 133,227.31 |
| TOTAL EXPENDITURES AND REQUIRED PAYMENTS | \$205,671.75 |
| Reserve for uncollected taxes | \$24,372.91 |
| GRAND TOTAL—Budget | \$230,044.66 |

| | |
|--|---------------------|
| CAPITAL DEBT, DECEMBER 31, 1952 | |
| Gross Debt | |
| School debt | \$257,047.00 |
| Self-liquidating debt. | |
| Other capital debt .. | |
| TOTAL GROSS DEBT | \$257,047.00 |
| Per Capita Gross Debt | \$91.35 |

| | |
|-------------------------------|--------------------|
| Deductions for | |
| School debt | \$205,492.00 |
| Self-liquidating debt. | |
| Other capital debt .. | |
| TOTAL DEDUCTIONS | 205,492.00 |
| NET DEBT | \$51,555.00 |

| | |
|--|---------------------|
| RECEIPTS AND REVENUES REALIZED IN 1952 TO MEET EXPENDITURES AND REQUIRED PAYMENTS | |
| Surplus revenue appropriated .. | \$3,000.00 |
| Miscellaneous revenues realized .. | 46,773.15 |
| State aid revenues realized | 20,450.00 |
| Delinquent taxes including | |
| liens—1952 collections | 11,474.53 |
| current taxes—1952 collections .. | 139,269.06 |
| Emergency borrowings | |
| TOTAL RECEIPTS AND REVENUES REALIZED | \$225,966.74 |

Average Assessed Valuations
 Real Property 1950-1951-1952.. \$2,568,651.00
 Per Cent of Net Debt

| | |
|---|---------------------|
| CURRENT FINANCES DECEMBER 31, 1952 | |
| Cash | \$95,529.75 |
| Taxes receivable | 24,190.90 |
| Tax title liens | |
| Foreclosed property | |
| Accounts receivable | 404.73 |
| State road aid receivable | 17,400.00 |
| Emergencies and deferred charges .. | 793.96 |
| TOTAL ASSETS | \$138,319.29 |

| | |
|----------------------------------|-------|
| CAPITAL OUTLAY—1952 | |
| Beaches and boardwalks | |
| Buildings and equipment | |
| Parks and playgrounds | |
| Sewers | |
| Streets, roads and bridges | |
| Water supply | |
| Other | |

| | |
|--|---------------------|
| Cash liabilities | \$29,025.48 |
| Reserves | 24,595.58 |
| Surplus revenue | 83,798.23 |
| TOTAL LIABILITIES AND SURPLUS | \$138,319.29 |

RARITAN TOWNSHIP—MIDDLESEX COUNTY

Population Census, 1950—16,348

Land Area 30.2 sq. mi.

Net Valuation Taxable \$18,558,269

EXPENDITURES AND REQUIRED PAYMENTS FOR 1952

| | |
|--|-----------------------|
| General Government | |
| Administrative and executive | \$64,266.93 |
| Assessment and collection of taxes | 60,550.00 |
| Finance Department | 9,000.00 |
| Protection to Persons & Property | |
| Fire | |
| Police | 199,000.00 |
| Other | |
| Streets and Roads | |
| Repairs and maintenance | 175,633.07 |
| Street lighting | 47,500.00 |
| Sanitation | |
| Street cleaning | |
| Garbage and ash removal | |
| Sewers | 39,200.00 |
| Health and Charities | |
| Health service | 21,150.00 |
| Poor (including relief) | 13,370.00 |
| Hospitals (aid and maintenance) | 2,100.00 |
| Other | 1,000.00 |
| Recreation | |
| Beaches and boardwalks | |
| Parks and playgrounds | 16,400.00 |
| Other | 11,800.00 |
| Educational | |
| (Exclusive of school districts) .. | 8,800.00 |
| Unclassified Purposes | |
| (Including contingent) | 8,997.00 |
| SUB-TOTAL—Municipal functions.. | \$678,767.00 |
| Per Capita—Municipal functions | |
| Capital imp'ts and capital imp't fund | \$41.52 |
| Debt Service | \$77,000.00 |
| Principal payments .. | \$188,000.00 |
| Interest payments .. | 80,339.00 |
| Total | *268,339.00 |
| Per Capita Debt | |
| Service | \$16.41 |
| Deferred Charges and Statutory Expenditures | |
| Emergencies | \$20,000.00 |
| Other deferred chgs. | 22,037.61 |
| Total | 42,037.61 |
| TOTAL—Municipal expenditures .. | \$1,066,143.61 |
| Required Payments for Local School, County, and Special District Taxes | |
| | 1,182,214.98 |
| TOTAL EXPENDITURES AND REQUIRED PAYMENTS | \$2,248,358.59 |
| Reserve for uncollected taxes | \$260,075.89 |
| GRAND TOTAL—Budget | \$2,508,434.48 |
| RECEIPTS AND REVENUES REALIZED IN 1952 TO MEET EXPENDITURES AND REQUIRED PAYMENTS | |
| Surplus revenue appropriated .. | \$440,000.00 |
| Miscellaneous revenues realized. | 650,672.30 |
| State aid revenues realized | 27,402.11 |
| Delinquent taxes including | |
| liens—1952 collections | 237,884.18 |
| Current taxes—1952 collections.. | 1,344,211.17 |
| Emergency borrowings | |
| TOTAL RECEIPTS AND REVENUES REALIZED | \$2,700,169.76 |

CAPITAL OUTLAY—1952

| | |
|----------------------------------|-------------|
| Beaches and boardwalks | |
| Buildings and equipment | |
| Parks and playgrounds | |
| Sewers | |
| Streets, roads and bridges | \$49,922.77 |
| Water supply | |
| Other | |

* Includes \$82,131 Art. VI School Debt Service.

| | |
|------------------------------|---------------|
| Tax rate | \$6.48 |
| Local school tax rate | 3.64 |
| County tax rate | 1.68 |
| Local purpose tax rate | 1.16 |

TAXES

| | | |
|--|----------------|-------------------|
| Local school tax ... | \$674,880.40 | |
| County taxes | 312,100.02 | |
| Special district taxes | 195,234.56 | |
| Local purpose levy | | \$1,182,214.98 |
| Total tax levy (tax duplicate) .. | | <u>215,131.00</u> |
| Per Capita Total Tax Levy | \$85.48 | |

| | |
|---------------------------------------|--------------------|
| Current | |
| 1952 taxes levied (total) | \$1,436,436.35 |
| Collected in 1952 | 1,344,211.17 |
| Per cent of levy collected in 1952 .. | 93.57 |
| Transferred to liens | 33,968.31 |
| Cancelled, abated or adjusted | 8,389.28 |
| Outstanding December 31, 1952 .. | <u>\$49,867.59</u> |

| | |
|------------------------------------|-----------------|
| All Prior Years Outstanding | |
| Balance January 1, 1952 | \$53,098.66 |
| Collected in 1952 | 51,757.99 |
| Balance December 31, 1952 | <u>\$518.63</u> |

| | |
|------------------------------------|---------------------|
| Tax Title Liens Outstanding | |
| Balance January 1, 1952 | \$1,055,590.65 |
| Redeemed by cash | 62,173.89 |
| Balance December 31, 1952 | <u>\$968,710.39</u> |

| | |
|---|---------------------|
| Property Acquired by Deed or Foreclosure | |
| Balance January 1, 1952 | \$341,261.42 |
| Sale for cash | 123,952.30 |
| Balance December 31, 1952 | <u>\$363,864.12</u> |

CAPITAL DEBT, DECEMBER 31, 1952

| | |
|-----------------------------|----------------|
| Gross Debt | |
| School debt | \$1,590,600.00 |
| Self-liquidating debt. | 117,000.00 |
| Other capital debt .. | 1,139,000.00 |

| | |
|------------------------------------|-----------------------|
| TOTAL GROSS DEBT | \$2,846,600.00 |
| Per Capita Gross Debt | \$174.13 |

| | |
|-----------------------------|--------------|
| Deductions for | |
| School debt | \$912,935.00 |
| Self-liquidating debt. | 117,000.00 |
| Other capital debt .. | |

| | |
|-------------------------------|-----------------------|
| TOTAL DEDUCTIONS | 1,029,935.00 |
| NET DEBT | \$1,816,665.00 |

| | |
|------------------------------------|-----------------|
| Average Assessed Valuations | |
| Real Property 1950-1951-1952.. | \$15,215,582.00 |
| Per Cent of Net Debt | 11.93 |

CURRENT FINANCES DECEMBER 31, 1952

| | |
|-------------------------------------|----------------|
| Cash | \$1,043,859.42 |
| Taxes receivable | 50,386.22 |
| Tax title liens | 968,710.39 |
| Foreclosed property | 363,864.12 |
| Accounts receivable | 3,978.99 |
| State road aid receivable | 43,487.47 |
| Emergencies and deferred charges .. | 32,292.49 |

| | |
|---------------------------|-----------------------|
| TOTAL ASSETS | \$2,506,579.10 |
|---------------------------|-----------------------|

| | |
|------------------------|--------------|
| Cash liabilities | \$93,136.33 |
| Reserves | 1,386,939.72 |
| Surplus revenue | 1,026,503.05 |

| | |
|--|-----------------------|
| TOTAL LIABILITIES AND SURPLUS | \$2,506,579.10 |
|--|-----------------------|

RARITAN TOWNSHIP—MONMOUTH COUNTY

Population Census, 1950—2,763 Land Area 5.6 sq. mi. Net Valuation Taxable \$1,072,320

| | |
|--|---------------------|
| EXPENDITURES AND REQUIRED PAYMENTS FOR 1952 | |
| General Government | |
| Administrative and executive | \$11,750.00 |
| Assessment and collection of taxes | 6,400.00 |
| Finance Department | 1,325.00 |
| Protection to Persons & Property | |
| Fire | 800.00 |
| Police | 7,300.00 |
| Other | |
| Streets and Roads | |
| Repairs and maintenance | 15,200.00 |
| Street lighting | 4,175.00 |
| Sanitation | |
| Street cleaning | |
| Garbage and ash removal | |
| Sewers | |
| Health and Charities | |
| Health service | 1,150.00 |
| Poor (including relief) | 1,300.00 |
| Hospitals (aid and maintenance) | |
| Other | |
| Recreation | |
| Beaches and boardwalks | |
| Parks and playgrounds | |
| Other | |
| Educational | |
| (Exclusive of school districts) .. | |
| Unclassified Purposes | |
| (Including contingent) | 600.00 |
| SUB-TOTAL—Municipal functions.. | \$50,000.00 |
| Per Capita—Municipal functions | |
| Capital imp'ts and capital imp't fund | \$18.10 |
| Debt Service | |
| Principal payments | |
| Interest payments | |
| Total | |
| Per Capita Debt Service | |
| Deferred Charges and Statutory Expenditures | |
| Emergencies | |
| Other deferred chgs. | |
| Total | |
| TOTAL—Municipal expenditures .. | \$52,500.00 |
| Required Payments for Local School, County, and Special District Taxes | |
| | 96,274.00 |
| TOTAL EXPENDITURES AND REQUIRED PAYMENTS | \$148,774.00 |
| Reserve for uncollected taxes | \$28,947.93 |
| GRAND TOTAL—Budget | \$177,721.93 |
| RECEIPTS AND REVENUES REALIZED IN 1952 TO MEET EXPENDITURES AND REQUIRED PAYMENTS | |
| Surplus revenue appropriated .. | \$11,000.00 |
| Miscellaneous revenues realized .. | 29,864.37 |
| State aid revenues realized | 3,738.00 |
| Delinquent taxes including | |
| liens—1952 collections | 19,511.64 |
| Current taxes—1952 collections .. | 104,732.30 |
| Emergency borrowings | |
| TOTAL RECEIPTS AND REVENUES REALIZED | \$168,846.31 |

CAPITAL OUTLAY—1952

| | |
|----------------------------------|------------|
| Beaches and boardwalks | |
| Buildings and equipment | \$5,000.00 |
| Parks and playgrounds | |
| Sewers | |
| Streets, roads and bridges | |
| Water supply | |
| Other | |

| | |
|---|--------------------|
| Tax rate | \$12.06 |
| Local school tax rate | 7.37 |
| County tax rate | 1.61 |
| Local purpose tax rate | 3.08 |
| TAXES | |
| Local school tax ... | \$79,017.90 |
| County taxes | 17,256.10 |
| Special district taxes | |
| Local purpose levy | \$96,274.00 |
| Total tax levy (tax duplicate) .. | \$32,952.93 |
| Per Capita Total Tax Levy | \$46.77 |
| Current | |
| 1952 taxes levied (total) | \$130,842.55 |
| Collected in 1952 | 104,732.30 |
| Per cent of levy collected in 1952 ... | 80.04 |
| Transferred to liens | 4,479.74 |
| Cancelled, abated or adjusted .. | 988.10 |
| Outstanding December 31, 1952 .. | \$20,642.41 |
| All Prior Years Outstanding | |
| Balance January 1, 1952 | \$19,217.54 |
| Collected in 1952 | 17,875.03 |
| Balance December 31, 1952 | \$63.64 |
| Tax Title Liens Outstanding | |
| Balance January 1, 1952 | \$45,956.99 |
| Redeemed by cash | 1,636.61 |
| Balance December 31, 1952 | \$49,925.13 |
| Property Acquired by Deed or Foreclosure | |
| Balance January 1, 1952 | \$1,000.00 |
| Sale for cash | |
| Balance December 31, 1952 | \$1,000.00 |

CAPITAL DEBT, DECEMBER 31, 1952

| | |
|------------------------------------|---------------------|
| Gross Debt | |
| School debt | \$144,500.00 |
| Self-liquidating debt | |
| Other capital debt .. | |
| TOTAL GROSS DEBT | \$144,500.00 |
| Per Capita Gross Debt | \$52.30 |
| Deductions for | |
| School debt | \$65,153.00 |
| Self-liquidating debt | |
| Other capital debt .. | |
| TOTAL DEDUCTIONS | 65,153.00 |
| NET DEBT | \$79,337.00 |
| Average Assessed Valuations | |
| Real Property 1950-1951-1952 .. | \$1,086,050.00 |
| Per Cent of Net Debt | 7.30 |

CURRENT FINANCES DECEMBER 31, 1952

| | |
|--|---------------------|
| Cash | \$105,688.42 |
| Taxes receivable | 20,706.05 |
| Tax title liens | 49,925.13 |
| Foreclosed property | 1,000.00 |
| Accounts receivable | 547.73 |
| State road aid receivable | 4,750.92 |
| Emergencies and deferred charges .. | 2,000.00 |
| TOTAL ASSETS | \$184,618.25 |
| Cash liabilities | \$13,375.74 |
| Reserves | 72,178.91 |
| Surplus revenue | 99,063.60 |
| TOTAL LIABILITIES AND SURPLUS | \$184,618.25 |

READINGTON TOWNSHIP—HUNTERDON COUNTY

Population Census, 1950—4,080

Land Area 47.8 sq. mi.

Net Valuation Taxable \$2,880,653

| | |
|--|---------------------|
| EXPENDITURES AND REQUIRED PAYMENTS FOR 1952 | |
| General Government | |
| Administrative and executive | \$8,400.00 |
| Assessment and collection of taxes | 4,600.00 |
| Finance Department | 800.00 |
| Protection to Persons & Property | |
| Fire | 3,175.00 |
| Police | 2,150.00 |
| Other | |
| Streets and Roads | |
| Repairs and maintenance | 67,900.00 |
| Street lighting | |
| Sanitation | |
| Street cleaning | |
| Garbage and ash removal | |
| Sewers | |
| Health and Charities | |
| Health service | 325.00 |
| Poor (including relief) | 2,980.00 |
| Hospitals (aid and maintenance) | |
| Other | |
| Recreation | |
| Beaches and boardwalks | |
| Parks and playgrounds | |
| Other | |
| Educational | |
| (Exclusive of school districts) .. | |
| Unclassified Purposes | |
| (Including contingent) | 350.00 |
| SUB-TOTAL—Municipal functions.. | \$90,680.00 |
| Per Capita—Municipal functions | \$22.23 |
| Capital impts and capital impt fund .. | \$7,000.00 |
| Debt Service | |
| Principal payments .. | |
| Interest payments .. | \$500.00 |
| Total | 500.00 |
| Per Capita Debt Service | \$0.12 |
| Deferred Charges and Statutory Expenditures | |
| Emergencies | |
| Other deferred chgs. | |
| Total | |
| TOTAL—Municipal expenditures .. | \$98,180.00 |
| Required Payments for Local School, County, and Special District Taxes | 178,184.55 |
| TOTAL EXPENDITURES AND REQUIRED PAYMENTS | \$276,364.55 |
| Reserve for uncollected taxes | \$48,681.19 |
| GRAND TOTAL—Budget | \$325,045.74 |
| RECEIPTS AND REVENUES REALIZED IN 1952 TO MEET EXPENDITURES AND REQUIRED PAYMENTS | |
| Surplus revenue appropriated .. | \$29,000.00 |
| Miscellaneous revenues realized .. | 26,945.74 |
| State aid revenues realized | 10,425.00 |
| Delinquent taxes including | |
| Taxes—1952 collections | 39,501.09 |
| Current taxes—1952 collections.. | 184,946.91 |
| Emergency borrowings | |
| TOTAL RECEIPTS AND REVENUES REALIZED | \$290,818.74 |

CAPITAL OUTLAY—1952

| | |
|----------------------------------|-------|
| Beaches and boardwalks | |
| Buildings and equipment | |
| Parks and playgrounds | |
| Sewers | |
| Streets, roads and bridges | |
| Water supply | |
| Other | |

| | |
|---|---------------------|
| Tax rate | \$7.78 |
| Local school tax rate | 5.08 |
| County tax rate | 1.00 |
| Local purpose tax rate | 1.70 |
| TAXES | |
| Local school tax ... | \$146,395.18 |
| County taxes | 28,789.37 |
| Special district taxes | 3,000.00 |
| Local purpose levy | \$178,184.55 |
| Total tax levy (tax duplicate) .. | \$226,970.74 |
| Per Capita Total Tax Levy | |
| Current | |
| 1952 taxes levied (total) | \$231,105.69 |
| Collected in 1952 | 184,946.91 |
| Per cent of levy collected in 1952 .. | 80.02 |
| Transferred to liens | 482.36 |
| Cancelled, abated or adjusted .. | 1,813.21 |
| Outstanding December 31, 1952 .. | \$43,863.21 |
| All Prior Years Outstanding | |
| Balance January 1, 1952 | \$40,367.27 |
| Collected in 1952 | 39,501.09 |
| Balance December 31, 1952 | \$261.36 |
| Tax Title Liens Outstanding | |
| Balance January 1, 1952 | \$1,893.84 |
| Redeemed by cash | |
| Balance December 31, 1952 | \$2,673.97 |
| Property Acquired by Deed or Foreclosure | |
| Balance January 1, 1952 | \$300.00 |
| Sale for cash | 525.00 |
| Balance December 31, 1952 | |

CAPITAL DEBT, DECEMBER 31, 1952

| | |
|------------------------------------|---------------------|
| Gross Debt | |
| School debt | \$398,000.00 |
| Self-liquidating debt. | |
| Other capital debt .. | |
| TOTAL GROSS DEBT | \$398,000.00 |
| Per Capita Gross Debt | |
| Deductions for | |
| School debt | \$152,468.00 |
| Self-liquidating debt. | |
| Other capital debt .. | |
| TOTAL DEDUCTIONS | 152,468.00 |
| NET DEBT | \$245,532.00 |

| | |
|------------------------------------|----------------|
| Average Assessed Valuations | |
| Real Property 1950-1951-1952 .. | \$2,541,128.00 |
| Per Cent of Net Debt | 9.66 |

CURRENT FINANCES DECEMBER 31, 1952

| | |
|--|---------------------|
| Cash | \$76,936.18 |
| Taxes receivable | 44,124.57 |
| Tax title liens | 2,673.97 |
| Foreclosed property | |
| Accounts receivable | 190.62 |
| State road aid receivable | |
| Emergencies and deferred charges .. | |
| TOTAL ASSETS | \$123,925.34 |
| Cash liabilities | \$16,107.06 |
| Reserves | 46,989.16 |
| Surplus revenue | 60,829.12 |
| TOTAL LIABILITIES AND SURPLUS | \$123,925.34 |

RED BANK BOROUGH—MONMOUTH COUNTY

Population Census, 1950—12,743

Land Area 1.8 sq. mi.

Net Valuation Taxable \$12,680,526

| | |
|---|---------------------|
| EXPENDITURES AND RE- | |
| QUIRED PAYMENTS FOR 1952 | |
| General Government | |
| Administrative and executive | \$42,817.17 |
| Assessment and collection of taxes | 10,646.70 |
| Finance Department | |
| Protection to Persons & Property | |
| Fire | 21,218.00 |
| Police | 148,483.09 |
| Other | |
| Streets and Roads | |
| Repairs and maintenance | 61,675.00 |
| Street lighting | 24,000.00 |
| Sanitation | |
| Street cleaning | 5,500.00 |
| Garbage and ash removal | 81,615.24 |
| Sewers | |
| Health and Charities | |
| Health service | 22,918.27 |
| Poor (including relief) | 7,410.00 |
| Hospitals (aid and maintenance) | |
| Other | |
| Recreation | |
| Beaches and boardwalks | |
| Parks and playgrounds | 14,705.31 |
| Other | |
| Educational | |
| (Exclusive of school districts) .. | 12,300.00 |
| Unclassified Purposes | |
| (Including contingent) | 5,735.75 |
| SUB-TOTAL—Municipal functions.. | \$459,024.53 |

| | |
|--|---------------------|
| Per Capita—Municipal functions | \$36.02 |
| Capital imp'ts and capital imp't fund | \$30,974.78 |
| Debt Service | |
| Principal payments .. | \$33,000.00 |
| Interest payments .. | 7,655.10 |
| Total | 40,655.10 |
| Per Capita Debt Service | |
| Service | \$3.19 |
| Deferred Charges and Statutory Expenditures | |
| Emergencies | |
| Other deferred chgs. .. | \$15,000.00 |
| Total | 15,000.00 |
| TOTAL—Municipal expenditures .. | \$545,654.41 |

| | |
|---|-----------------------|
| Required Payments for Local School, County, and Special District Taxes | 730,506.08 |
| TOTAL EXPENDITURES AND REQUIRED PAYMENTS | \$1,276,160.49 |
| Reserve for uncollected taxes | \$89,247.74 |
| GRAND TOTAL—Budget | \$1,365,408.23 |

| | |
|--|-----------------------|
| RECEIPTS AND REVENUES REALIZED IN 1952 TO MEET EXPENDITURES AND REQUIRED PAYMENTS | |
| Surplus revenue appropriated .. | \$50,000.00 |
| Miscellaneous revenues realized .. | 135,358.13 |
| State aid revenues realized | 8,577.00 |
| Delinquent taxes including | |
| liens—1952 collections | 60,821.64 |
| Current taxes—1952 collections.. | 1,084,829.11 |
| Emergency borrowings | |
| TOTAL RECEIPTS AND REVENUES REALIZED | \$1,330,585.88 |

| | |
|----------------------------------|-------------|
| CAPITAL OUTLAY—1952 | |
| Beaches and boardwalks | |
| Buildings and equipment | \$26,500.00 |
| Parks and playgrounds | |
| Sewers | |
| Streets, roads and bridges | 2,388.83 |
| Water supply | |
| Other | 4,947.15 |

| | |
|------------------------------|---------------|
| Tax rate | \$0.06 |
| Local school tax rate | 4.20 |
| County tax rate | 1.57 |
| Local purpose tax rate | 3.29 |

| | |
|--|-----------------------|
| TAXES | |
| Local school tax .. \$ | \$531,953.36 |
| County taxes | 198,552.72 |
| Special district taxes | |
| Local purpose levy | \$730,506.08 |
| Total tax levy (tax duplicate) .. | \$1,154,867.03 |
| Per Capita Total Tax Levy | |
| Per Capita Total Tax Levy | \$90.63 |

| | |
|---------------------------------------|----------------|
| Current | |
| 1952 taxes levied (total) | \$1,165,482.40 |
| Collected in 1952 | 1,084,829.11 |
| Per cent of levy collected in 1952 .. | 93.07 |
| Transferred to liens | 286.04 |
| Cancelled, abated or adjusted .. | 4,265.03 |
| Outstanding December 31, 1952 .. | \$76,102.22 |

| | |
|------------------------------------|-------------|
| All Prior Years Outstanding | |
| Balance January 1, 1952 | \$62,398.93 |
| Collected in 1952 | 60,817.27 |
| Balance December 31, 1952 | \$464.72 |

| | |
|------------------------------------|------------|
| Tax Title Liens Outstanding | |
| Balance January 1, 1952 | \$4,387.06 |
| Redeemed by cash | 4.37 |
| Balance December 31, 1952 | \$4,668.73 |

| | |
|---|-------|
| Property Acquired by Deed or Foreclosure | |
| Balance January 1, 1952 | |
| Sale for cash | |
| Balance December 31, 1952 | |

CAPITAL DEBT, DECEMBER 31, 1952

| | |
|-------------------------------|-----------------------|
| Gross Debt | |
| School debt | \$926,000.00 |
| Self-liquidating debt .. | 89,000.00 |
| Other capital debt .. | 369,700.00 |
| TOTAL GROSS DEBT | \$1,384,700.00 |

| | |
|------------------------------------|-----------------|
| Per Capita Gross Debt | \$108.66 |
|------------------------------------|-----------------|

| | |
|-------------------------------|---------------------|
| Deductions for | |
| School debt | \$906,543.00 |
| Self-liquidating debt .. | 89,000.00 |
| Other capital debt .. | |
| TOTAL DEDUCTIONS | 995,543.00 |
| NET DEBT | \$389,157.00 |

| | |
|------------------------------------|-----------------|
| Average Assessed Valuations | |
| Real Property 1950-1951-1952.. | \$11,331,793.00 |
| Per Cent of Net Debt | 3.43 |

| | |
|--|---------------------|
| CURRENT FINANCES DECEMBER 31, 1952 | |
| Cash | \$239,697.88 |
| Taxes receivable | 76,566.94 |
| Tax title liens | 4,668.73 |
| Foreclosed property | |
| Accounts receivable | 294.22 |
| State road aid receivable | |
| Emergencies and deferred charges .. | |
| TOTAL ASSETS | \$321,227.77 |
| Cash liabilities | \$79,688.99 |
| Reserves | 81,529.89 |
| Surplus revenue | 160,008.89 |
| TOTAL LIABILITIES AND SURPLUS | \$321,227.77 |

RIDGFIELD BOROUGH—BERGEN COUNTY

Population Census, 1950—8,312

Land Area 2.6 sq. mi.

Net Valuation Taxable \$9,876,925

EXPENDITURES AND REQUIRED PAYMENTS FOR 1952

| | |
|---|---------------------|
| General Government | |
| Administrative and executive | \$39,500.00 |
| Assessment and collection of taxes | 11,200.00 |
| Finance Department | |
| Protection to Persons & Property | |
| Fire | 21,700.00 |
| Police | 68,400.00 |
| Other | |
| Streets and Roads | |
| Repairs and maintenance | 55,216.82 |
| Street lighting | 12,500.00 |
| Sanitation | |
| Street cleaning | |
| Garbage and ash removal | 20,350.00 |
| Sewers | 42,450.20 |
| Health and Charities | |
| Health service | 5,100.00 |
| Poor (including relief) | 2,742.00 |
| Hospitals (aid and maintenance) .. | |
| Other | |
| Recreation | |
| Benches and boardwalks | |
| Parks and playgrounds | 13,250.00 |
| Other | 1,900.00 |
| Educational | |
| (Exclusive of school districts) .. | 9,000.00 |
| Unclassified Purposes | |
| (Including contingent) | 16,826.18 |
| SUB-TOTAL—Municipal functions.. | \$320,135.20 |

| | |
|---|----------------|
| Per Capita—Municipal functions | \$38.51 |
| Capital imp'ts and capital imp't fund | \$8,425.00 |
| Debt Service | |
| Principal payments .. | \$42,000.00 |
| Interest payments .. | 5,169.00 |

| | |
|--|---------------|
| Total | 47,169.00 |
| Per Capita Debt Service | \$5.67 |
| Deferred Charges and Statutory Expenditures | |
| Emergencies | |
| Other deferred chgs. | 16,832.69 |
| Total | 16,832.69 |

| | |
|---|---------------------|
| TOTAL—Municipal expenditures .. | \$392,561.89 |
| Required Payments for Local School, County, and Special District Taxes | 406,947.94 |

TOTAL EXPENDITURES AND REQUIRED PAYMENTS

| | |
|--|---------------------|
| Reserve for uncollected taxes | \$31,960.00 |
| GRAND TOTAL—Budget | \$831,469.83 |

RECEIPTS AND REVENUES REALIZED IN 1952 TO MEET EXPENDITURES AND REQUIRED PAYMENTS

| | |
|---|---------------------|
| Surplus revenue appropriated .. | \$79,000.00 |
| Miscellaneous revenues realized .. | 134,969.92 |
| State aid revenues realized | 8,307.34 |
| Delinquent taxes including | |
| liens—1952 collections | 13,109.86 |
| Current taxes—1952 collections .. | 631,355.77 |
| Emergency borrowings | |
| TOTAL RECEIPTS AND REVENUES REALIZED | \$866,742.89 |

CAPITAL OUTLAY—1952

| | |
|----------------------------------|-------------|
| Beaches and boardwalks | |
| Buildings and equipment | \$78,963.60 |
| Parks and playgrounds | |
| Sewers | |
| Streets, roads and bridges | 6,683.07 |
| Water supply | |
| Other | 1,309.73 |

| | |
|------------------------------|---------------|
| Tax rate | \$6.45 |
| Local school tax rate | 3.31 |
| County tax rate | 0.81 |
| Local purpose tax rate | 2.33 |

TAXES

| | |
|--|---------------------|
| Local school tax ... | \$326,495.00 |
| County taxes | 80,452.94 |
| Special district taxes | |
| Local purpose levy | \$406,947.94 |
| Total tax levy (tax duplicate) .. | \$639,237.83 |
| Per Capita Total Tax Levy | \$76.91 |

| | |
|---------------------------------------|--------------|
| Current | |
| 1952 taxes levied (total) | \$645,727.12 |
| Collected in 1952 | 631,355.77 |
| Per cent of levy collected in 1952 .. | 97.77 |
| Transferred to liens | 1,179.64 |
| Cancelled, abated or adjusted .. | 958.91 |
| Outstanding December 31, 1952 .. | \$12,232.80 |

| | |
|------------------------------------|-------------|
| All Prior Years Outstanding | |
| Balance January 1, 1952 | \$16,772.75 |
| Collected in 1952 | 12,759.29 |
| Balance December 31, 1952 | \$3,958.54 |

| | |
|------------------------------------|-------------|
| Tax Title Liens Outstanding | |
| Balance January 1, 1952 | \$11,292.87 |
| Redeemed by cash | 314.57 |
| Balance December 31, 1952 | \$11,766.10 |

| | |
|---|-------------|
| Property Acquired by Deed or Foreclosure | |
| Balance January 1, 1952 | \$88,335.00 |
| Sale for cash | 14,932.00 |
| Balance December 31, 1952 | \$80,455.00 |

CAPITAL DEBT, DECEMBER 31, 1952

| | |
|------------------------------------|---------------------|
| Gross Debt | |
| School debt | \$403,000.00 |
| Self-liquidating debt | |
| Other capital debt .. | 451,650.00 |
| TOTAL GROSS DEBT | \$854,650.00 |
| Per Capita Gross Debt | \$102.82 |

| | |
|-------------------------------|---------------------|
| Deductions for | |
| School debt | \$403,000.00 |
| Self-liquidating debt | |
| Other capital debt .. | |
| TOTAL DEDUCTIONS | 403,000.00 |
| NET DEBT | \$451,650.00 |

| | |
|------------------------------------|----------------|
| Average Assessed Valuations | |
| Real Property 1950-1951-1952 .. | \$8,856,143.00 |
| Per Cent of Net Debt | 5.09 |

CURRENT FINANCES DECEMBER 31, 1952

| | |
|--|---------------------|
| Cash | \$277,189.68 |
| Taxes receivable | 16,191.34 |
| Tax title liens | 11,766.10 |
| Foreclosed property | 80,455.00 |
| Accounts receivable | 2,563.51 |
| State road aid receivable | 10,341.00 |
| Emergencies and deferred charges .. | |
| TOTAL ASSETS | \$398,506.63 |
| Cash liabilities | \$58,157.33 |
| Reserves | 110,975.95 |
| Surplus revenue | 229,373.35 |
| TOTAL LIABILITIES AND SURPLUS | \$398,506.63 |

RIDGEFIELD PARK TOWNSHIP—BERGEN COUNTY

Population Census, 1950—11,993 Land Area 2.0 sq. mi. Net Valuation Taxable \$10,116,713

| | |
|--|-----------------------|
| EXPENDITURES AND REQUIRED PAYMENTS FOR 1952 | |
| General Government | |
| Administrative and executive | \$22,919.13 |
| Assessment and collection of taxes | 17,012.28 |
| Finance Department | |
| Protection to Persons & Property | |
| Fire | 33,364.39 |
| Police | 86,317.42 |
| Other | |
| Streets and Roads | |
| Repairs and maintenance | 44,638.30 |
| Street lighting | 13,327.73 |
| Sanitation | |
| Street cleaning | |
| Garbage and ash removal | 33,199.08 |
| Sewers | 62,725.43 |
| Health and Charities | |
| Health service | 6,841.63 |
| Poor (including relief) | 3,918.04 |
| Hospitals (aid and maintenance) .. | |
| Other | |
| Recreation | |
| Beaches and boardwalks | |
| Parks and playgrounds | 26,488.48 |
| Other | |
| Educational | |
| (Exclusive of school districts) .. | 15,189.39 |
| Unclassified Purposes | |
| (Including contingent) | 12,163.29 |
| SUB-TOTAL—Municipal functions.. | \$378,104.59 |
| Per Capita—Municipal functions ... | \$31.53 |
| Capital imp'ts and capital imp't fund | \$2,150.00 |
| Debt Service | |
| Principal payments .. | \$30,550.00 |
| Interest payments .. | 8,277.20 |
| Total | 38,827.20 |
| Per Capita Debt Service | \$3.24 |
| Deferred Charges and Statutory Expenditures | |
| Emergencies | |
| Other deferred chgs. .. | \$4,800.48 |
| Total | 4,800.48 |
| TOTAL—Municipal expenditures .. | \$423,882.27 |
| Required Payments for Local School, County, and Special District Taxes | |
| | 570,420.00 |
| TOTAL EXPENDITURES AND REQUIRED PAYMENTS | \$994,302.27 |
| Reserve for uncollected taxes | \$67,942.75 |
| GRAND TOTAL—Budget | \$1,062,245.02 |
| RECEIPTS AND REVENUES REALIZED IN 1952 TO MEET EXPENDITURES AND REQUIRED PAYMENTS | |
| Surplus revenue appropriated .. | \$95,000.00 |
| Miscellaneous revenues realized .. | 156,967.99 |
| State aid revenues realized | 7,338.12 |
| Delinquent taxes including | |
| liens—1952 collections | 27,347.44 |
| Current taxes—1952 collections.. | 825,223.20 |
| Emergency borrowings | |
| TOTAL RECEIPTS AND REVENUES REALIZED | \$1,111,876.75 |

| | |
|---|---------------------|
| Tax rate | \$8.38 |
| Local school tax rate | 4.83 |
| County tax rate | 0.81 |
| Local purpose tax rate | 2.74 |
| TAXES | |
| Local school tax ... | \$488,147.76 |
| County taxes | 82,272.24 |
| Special district taxes | |
| Local purpose levy | \$570,420.00 |
| | 278,786.71 |
| Total tax levy (tax duplicate) .. | \$849,206.71 |
| Per Capita Total Tax Levy | \$70.81 |
| Current | |
| 1952 taxes levied (total) | \$853,700.84 |
| Collected in 1952 | 825,223.20 |
| Per cent of levy collected in 1952 ... | 96.66 |
| Transferred to liens | 327.59 |
| Cancelled, abated or adjusted .. | 1,237.09 |
| Outstanding December 31, 1952 .. | \$26,912.96 |
| All Prior Years Outstanding | |
| Balance January 1, 1952 | \$29,385.33 |
| Collected in 1952 | 27,283.18 |
| Balance December 31, 1952 | \$2,019.50 |
| Tax Title Liens Outstanding | |
| Balance January 1, 1952 | \$4,750.15 |
| Redeemed by cash | 64.26 |
| Balance December 31, 1952 | \$4,921.27 |
| Property Acquired by Deed or Foreclosure | |
| Balance January 1, 1952 | \$31,932.50 |
| Sale for cash | 12,900.00 |
| Balance December 31, 1952 | \$21,516.00 |

CAPITAL DEBT, DECEMBER 31, 1952

| | |
|------------------------------------|---------------------|
| Gross Debt | |
| School debt | \$75,000.00 |
| Self-liquidating debt. | |
| Other capital debt .. | 414,907.00 |
| TOTAL GROSS DEBT | \$489,907.00 |
| Per Capita Gross Debt | \$40.85 |
| Deductions for | |
| School debt | \$75,000.00 |
| Self-liquidating debt. | |
| Other capital debt .. | |
| TOTAL DEDUCTIONS | 75,000.00 |
| NET DEBT | \$414,907.00 |
| Average Assessed Valuations | |
| Real Property 1950-1951-1952.. | \$9,491,562.00 |
| Per Cent of Net Debt | 4.37 |

CURRENT FINANCES DECEMBER 31, 1952

| | |
|--|---------------------|
| Cash | \$228,650.64 |
| Taxes receivable | 28,932.46 |
| Tax title liens | 4,921.27 |
| Foreclosed property | 21,516.00 |
| Accounts receivable | 1,533.32 |
| State road aid receivable | |
| Emergencies and deferred charges .. | |
| TOTAL ASSETS | \$285,573.69 |
| Cash liabilities | \$30,690.65 |
| Reserves | 56,323.05 |
| Surplus revenue | 197,959.99 |
| TOTAL LIABILITIES AND SURPLUS | \$285,573.69 |

CAPITAL OUTLAY—1952

| | |
|----------------------------------|-------------|
| Beaches and boardwalks | |
| Buildings and equipment | \$33,543.85 |
| Parks and playgrounds | |
| Sewers | |
| Streets, roads and bridges | |
| Water supply | |
| Other | |

RIDGEWOOD TOWNSHIP—BERGEN COUNTY

Population Census, 1950—17,481

Land Area 5.9 sq. mi.

Net Valuation Taxable \$34,275,570

EXPENDITURES AND REQUIRED PAYMENTS FOR 1952

| | |
|---|---------------------|
| General Government | |
| Administrative and executive | \$75,126.14 |
| Assessment and collection of taxes | 28,415.74 |
| Finance Department | 12,634.26 |
| Protection to Persons & Property | |
| Fire | 115,684.82 |
| Police | 172,500.29 |
| Other | 18,527.00 |
| Streets and Roads | |
| Repairs and maintenance | 101,429.81 |
| Street lighting | 30,000.00 |
| Sanitation | |
| Street cleaning | 15,418.19 |
| Garbage and ash removal | 57,338.00 |
| Sewers | 57,338.00 |
| Health and Charities | |
| Health service | 17,589.75 |
| Poor (including relief) | 3,278.00 |
| Hospitals (aid and maintenance) | |
| Other | |
| Recreation | |
| Beaches and boardwalks | |
| Parks and playgrounds | 82,501.99 |
| Other | |
| Educational | |
| (Exclusive of school districts) .. | 46,045.00 |
| Unclassified Purposes | |
| (Including contingent) | 71,460.01 |
| SUB-TOTAL—Municipal functions.. | \$847,949.00 |

| | |
|---|------------------|
| Per Capita—Municipal functions | \$48.51 |
| Capital imp'ts and capital imp't fund | \$43,765.56 |
| Debt Service | |
| Principal payments .. | \$63,000.00 |
| Interest payments .. | 15,093.25 |
| Total | 78,093.25 |

Per Capita Debt Service **\$4.47**

| | |
|--|-----------------------|
| Deferred Charges and Statutory Expenditures | |
| Emergencies | \$20,000.00 |
| Other deferred chgs. | 44,346.00 |
| Total | 64,346.00 |
| TOTAL—Municipal expenditures ... | \$1,034,153.81 |

| | |
|---|---------------------|
| Required Payments for Local School, County, and Special District Taxes | 1,394,262.53 |
|---|---------------------|

TOTAL EXPENDITURES AND REQUIRED PAYMENTS **\$2,428,416.34**

Reserve for uncollected taxes

GRAND TOTAL—Budget **\$2,539,734.69**

RECEIPTS AND REVENUES REALIZED IN 1952 TO MEET EXPENDITURES AND REQUIRED PAYMENTS

| | |
|------------------------------------|--------------|
| Surplus revenue appropriated .. | \$160,000.00 |
| Miscellaneous revenues realized .. | 225,343.54 |
| State aid revenues realized | 14,279.00 |
| Delinquent taxes including | |
| liens—1952 collections | 57,994.02 |
| Current taxes—1952 collections.. | 2,089,349.98 |
| Emergency borrowings | |

TOTAL RECEIPTS AND REVENUES REALIZED **\$2,546,966.54**

CAPITAL OUTLAY—1952

| | |
|----------------------------------|--------------|
| Beaches and boardwalks | |
| Buildings and equipment | |
| Parks and playgrounds | |
| Sewers | \$151,041.42 |
| Streets, roads and bridges | 47,356.63 |
| Water supply | 17,360.04 |
| Other | 28,468.44 |

| | |
|-----------------------------|---------------|
| Tax rate | \$6.11 |
| Local school tax rate | 3.26 |
| County tax rate | 0.81 |
| Local purpose tax rate | 2.04 |

TAXES

| | |
|------------------------------|----------------|
| Local school tax ... | \$1,115,953.00 |
| County taxes | 278,309.53 |
| Special district taxes | |

| | |
|-----------------------------------|-----------------------|
| Local purpose levy | \$1,394,262.53 |
| Total tax levy (tax duplicate) .. | <u>706,393.16</u> |
| | \$2,100,656.69 |

Per Capita Total Tax Levy **\$120.17**

| | |
|--|--------------------|
| Current | |
| 1952 taxes levied (total) | \$2,154,360.73 |
| Collected in 1952 | 2,089,349.98 |
| Per cent of levy collected in 1952 ... | 96.98 |
| Transferred to liens | 87.51 |
| Cancelled, abated or adjusted .. | 7,101.66 |
| Outstanding December 31, 1952 .. | <u>\$57,821.58</u> |

| | |
|------------------------------------|-------------------|
| All Prior Years Outstanding | |
| Balance January 1, 1952 | \$66,619.63 |
| Collected in 1952 | 57,847.61 |
| Balance December 31, 1952 | <u>\$7,047.72</u> |

| | |
|------------------------------------|-----------------|
| Tax Title Liens Outstanding | |
| Balance January 1, 1952 | \$919.01 |
| Redeemed by cash | 146.41 |
| Balance December 31, 1952 | <u>\$881.62</u> |

| | |
|---|--------------------|
| Property Acquired by Deed or Foreclosure | |
| Balance January 1, 1952 | \$17,550.00 |
| Sale for cash | 4,550.00 |
| Balance December 31, 1952 | <u>\$12,250.00</u> |

CAPITAL DEBT, DECEMBER 31, 1952

| | |
|-----------------------------|----------------|
| Gross Debt | |
| School debt | \$3,845,000.00 |
| Self-liquidating debt. | 941,500.00 |
| Other capital debt .. | 1,366,520.00 |

TOTAL GROSS DEBT **\$6,153,020.00**

Per Capita Gross Debt **\$351.98**

| | |
|-----------------------------|----------------|
| Deductions for | |
| School debt | \$2,395,382.00 |
| Self-liquidating debt. | 941,500.00 |
| Other capital debt .. | |

TOTAL DEDUCTIONS **3,336,882.00**

NET DEBT **\$2,816,138.00**

| | |
|------------------------------------|-----------------|
| Average Assessed Valuations | |
| Real Property 1950-1951-1952 .. | \$29,942,285.00 |
| Per Cent of Net Debt | 9.40 |

CURRENT FINANCES DECEMBER 31, 1952

| | |
|-------------------------------------|--------------|
| Cash | \$784,133.48 |
| Taxes receivable | 64,869.30 |
| Tax title liens | 881.62 |
| Foreclosed property | 12,250.00 |
| Accounts receivable | 12,175.51 |
| State road aid receivable | 30,161.97 |
| Emergencies and deferred charges .. | 17,783.02 |

TOTAL ASSETS **\$922,254.90**

| | |
|------------------------|--------------|
| Cash liabilities | \$555,129.44 |
| Reserves | 90,176.43 |
| Surplus revenue | 276,949.03 |

TOTAL LIABILITIES AND SURPLUS **\$922,254.90**

RINGWOOD BOROUGH—PASSAIC COUNTY

Population Census, 1950—1,752 Land Area 27.3 sq. mi. Net Valuation Taxable \$4,376,325

| | |
|--|--------------------|
| EXPENDITURES AND REQUIRED PAYMENTS FOR 1952 | |
| General Government | |
| Administrative and executive | \$15,600.00 |
| Assessment and collection of taxes | 4,950.00 |
| Finance Department | 500.00 |
| Protection to Persons & Property | |
| Fire | 1,200.00 |
| Police | 12,110.00 |
| Other | |
| Streets and Roads | |
| Repairs and maintenance | 30,900.00 |
| Street lighting | |
| Sanitation | |
| Street cleaning | |
| Garbage and ash removal | 6,700.00 |
| Sewers | |
| Health and Charities | |
| Health service | 1,625.00 |
| Poor (including relief) | 3,700.00 |
| Hospitals (aid and maintenance) | |
| Other | |
| Recreation | |
| Beaches and boardwalks | |
| Parks and playgrounds | 100.00 |
| Other | |
| Educational | |
| (Exclusive of school districts) .. | |
| Unclassified Purposes | |
| (Including contingent) | 1,500.00 |
| SUB-TOTAL—Municipal functions.. | \$78,885.00 |

| | |
|--|-----------------|
| Per Capita—Municipal functions | \$45.03 |
| Capital imp'ts and capital imp't fund | \$35,065.00 |
| Debt Service | |
| Principal payments | |
| Interest payments | |
| Total | |
| Per Capita Debt | |
| Service | |
| Deferred Charges and Statutory Expenditures | |
| Emergencies | |
| Other deferred chgs. | \$9,702.25 |
| Total | 9,702.25 |

| | |
|---|---------------------|
| TOTAL—Municipal expenditures .. | \$123,652.25 |
| Required Payments for Local School, County, and Special District Taxes | |
| | 140,920.97 |

| | |
|---|---------------------|
| TOTAL EXPENDITURES AND REQUIRED PAYMENTS | \$264,573.22 |
| Reserve for uncollected taxes | \$25,000.00 |
| GRAND TOTAL—Budget | \$289,573.22 |

| | |
|--|---------------------|
| RECEIPTS AND REVENUES REALIZED IN 1952 TO MEET EXPENDITURES AND REQUIRED PAYMENTS | |
| Surplus revenue appropriated .. | \$33,500.00 |
| Miscellaneous revenues realized .. | 16,174.97 |
| State aid revenues realized | 22,685.89 |
| Delinquent taxes including | |
| liens—1952 collections | 9,974.94 |
| Current taxes—1952 collections.. | 176,538.47 |
| Emergency borrowings | |
| TOTAL RECEIPTS AND REVENUES REALIZED | \$258,874.27 |

| | |
|----------------------------------|------------|
| CAPITAL OUTLAY—1952 | |
| Beaches and boardwalks | |
| Buildings and equipment | \$4,710.00 |
| Parks and playgrounds | |
| Sewers | |
| Streets, roads and bridges | 4,614.36 |
| Water supply | |
| Other | |

| | |
|------------------------------|---------------|
| Tax rate | \$4.91 |
| Local school tax rate | 2.27 |
| County tax rate | 0.95 |
| Local purpose tax rate | 1.69 |

| | |
|--|---------------------|
| TAXES | |
| Local school tax ... | \$99,315.46 |
| County taxes | 41,605.51 |
| Special district taxes | |
| Local purpose levy | \$140,920.97 |
| | 73,652.25 |
| Total tax levy (tax duplicate) .. | \$214,573.22 |

| | | |
|--|-------|-----------------|
| Per Capita Total Tax Levy | | \$122.47 |
| Current | | |
| 1952 taxes levied (total) | | \$215,593.32 |
| Collected in 1952 | | 176,538.47 |
| Per cent of levy collected in 1952 ... | 81.88 | |
| Transferred to liens | | 1,039.67 |
| Cancelled, abated or adjusted .. | | |
| Outstanding December 31, 1952 .. | | \$38,015.18 |

| | |
|------------------------------------|-------------|
| All Prior Years Outstanding | |
| Balance January 1, 1952 | \$17,134.04 |
| Collected in 1952 | 9,232.21 |
| Balance December 31, 1952 | \$7,705.86 |

| | |
|------------------------------------|------------|
| Tax Title Liens Outstanding | |
| Balance January 1, 1952 | \$9,138.33 |
| Redeemed by cash | 742.73 |
| Balance December 31, 1952 | \$9,701.20 |

| | |
|---|-------|
| Property Acquired by Deed or Foreclosure | |
| Balance January 1, 1952 | |
| Sale for cash | |
| Balance December 31, 1952 | |

| | |
|--|--------------------|
| CAPITAL DEBT, DECEMBER 31, 1952 | |
| Gross Debt | |
| School debt | \$30,000.00 |
| Self-liquidating debt .. | |
| Other capital debt .. | 37,636.00 |
| TOTAL GROSS DEBT | \$67,636.00 |
| Per Capita Gross Debt | \$38.61 |

| | |
|-------------------------------|--------------------|
| Deductions for | |
| School debt | \$30,000.00 |
| Self-liquidating debt .. | |
| Other capital debt .. | |
| TOTAL DEDUCTIONS | 30,000.00 |
| NET DEBT | \$37,636.00 |

| | |
|------------------------------------|----------------|
| Average Assessed Valuations | |
| Real Property 1950-1951-1952.. | \$3,893,668.00 |
| Per Cent of Net Debt | 0.96 |

| | |
|--|---------------------|
| CURRENT FINANCES DECEMBER 31, 1952 | |
| Cash | 97,643.59 |
| Taxes receivable | 45,721.04 |
| Tax title liens | 9,701.20 |
| Foreclosed property | |
| Accounts receivable | 40.82 |
| State road aid receivable | 15,300.00 |
| Emergencies and deferred charges .. | |
| TOTAL ASSETS | \$168,406.65 |
| Cash liabilities | \$76,450.32 |
| Reserves | 55,463.06 |
| Surplus revenue | 36,493.27 |
| TOTAL LIABILITIES AND SURPLUS | \$168,406.65 |

RIVERDALE BOROUGH—MORRIS COUNTY

Population Census, 1950—1,352 Land Area 1.8 sq. mi. Net Valuation Taxable \$1,162,149

| | | | |
|--|---------------------|---|---------------------|
| EXPENDITURES AND REQUIRED PAYMENTS FOR 1952 | | Tax rate | \$6.63 |
| General Government | | Local school tax rate | 4.69 |
| Administrative and executive | \$8,038.00 | County tax rate | 1.06 |
| Assessment and collection of taxes | 2,305.00 | Local purpose tax rate | 0.88 |
| Finance Department | | TAXES | |
| Protection to Persons & Property | | Local school tax ... | \$54,475.97 |
| Fire | 1,295.00 | County taxes | 12,386.65 |
| Police | 6,330.00 | Special district taxes | |
| Other | | Local purpose levy | \$66,862.62 |
| Streets and Roads | | Total tax levy (tax duplicate) .. | \$77,022.16 |
| Repairs and maintenance | 6,433.33 | Per Capita Total | |
| Street lighting | 2,500.00 | Tax Levy | \$56.97 |
| Sanitation | | Current | |
| Street cleaning | | 1952 taxes levied (total) | \$82,299.50 |
| Garbage and ash removal | 1,450.00 | Collected in 1952 | 77,186.63 |
| Sewers | | Per cent of levy collected in 1952 ... | 93.79 |
| Health and Charities | | Transferred to liens | 9.95 |
| Health service | 950.00 | Cancelled, abated or adjusted ... | 200.97 |
| Poor (including relief) | 272.00 | Outstanding December 31, 1952 .. | \$4,901.95 |
| Hospitals (aid and maintenance) .. | | All Prior Years Outstanding | |
| Other | | Balance January 1, 1952 | \$4,617.83 |
| Recreation | | Collected in 1952 | 4,603.13 |
| Beaches and boardwalks | | Balance December 31, 1952 | |
| Parks and playgrounds | | Tax Title Liens Outstanding | |
| Other | | Balance January 1, 1952 | \$197.98 |
| Educational | | Redeemed by cash | |
| (Exclusive of school districts) .. | 150.00 | Balance December 31, 1952 | \$207.93 |
| Unclassified Purposes | | Property Acquired by Deed or Foreclosure | |
| (Including contingent) | 885.00 | Balance January 1, 1952 | \$700.00 |
| SUB-TOTAL—Municipal functions.. | | Sale for cash | 1,200.00 |
| | \$30,608.33 | Balance December 31, 1952 | \$500.00 |
| Per Capita—Municipal functions | | CAPITAL DEBT, DECEMBER 31, 1952 | |
| | \$22.64 | Gross Debt | |
| Capital imp'ts and capital imp't fund | \$5,820.00 | School debt | \$54,990.00 |
| Debt Service | | Self-liquidating debt .. | 18,100.00 |
| Principal payments .. | \$6,000.00 | Other capital debt .. | 35,300.00 |
| Interest payments .. | | TOTAL GROSS DEBT | \$108,390.00 |
| Total | 6,000.00 | Per Capita Gross Debt | \$80.17 |
| Per Capita Debt Service | | Deductions for | |
| | \$4.44 | School debt | \$54,990.00 |
| Deferred Charges and Statutory Expenditures | | Self-liquidating debt .. | 18,100.00 |
| Emergencies | \$1,200.00 | Other capital debt .. | |
| Other deferred chgs. | 161.79 | TOTAL DEDUCTIONS | 73,090.00 |
| Total | 1,361.79 | NET DEBT | \$35,300.00 |
| TOTAL—Municipal expenditures .. | \$43,790.12 | Average Assessed Valuations | |
| Required Payments for Local School, County, and Special District Taxes | | Real Property 1950-1951-1952.. | \$975,160.00 |
| | 66,862.62 | Per Cent of Net Debt | 3.62 |
| TOTAL EXPENDITURES AND REQUIRED PAYMENTS | | CURRENT FINANCES DECEMBER 31, 1952 | |
| | \$110,652.74 | Cash | \$37,737.96 |
| Reserve for uncollected taxes | \$11,699.42 | Taxes receivable | 4,901.95 |
| GRAND TOTAL—Budget | \$122,352.16 | Tax title liens | 207.93 |
| RECEIPTS AND REVENUES REALIZED IN 1952 TO MEET EXPENDITURES AND REQUIRED PAYMENTS | | Foreclosed property | 500.00 |
| Surplus revenue appropriated .. | \$17,650.00 | Accounts receivable | 230.48 |
| Miscellaneous revenues realized .. | 22,359.65 | State road aid receivable | |
| State aid revenues realized | 2,730.00 | Emergencies and deferred charges .. | 2,004.52 |
| Delinquent taxes including liens—1952 collections | 4,603.13 | TOTAL ASSETS | \$45,582.84 |
| Current taxes—1952 collections.. | 77,186.63 | Cash liabilities | \$7,033.02 |
| Emergency borrowings | | Reserves | 5,840.36 |
| TOTAL RECEIPTS AND REVENUES REALIZED | \$124,529.41 | Surplus revenue | 32,709.46 |
| CAPITAL OUTLAY—1952 | | TOTAL LIABILITIES AND SURPLUS | \$45,582.84 |
| Beaches and boardwalks | | | |
| Buildings and equipment | \$335.25 | | |
| Parks and playgrounds | | | |
| Sewers | | | |
| Streets, roads and bridges | 26,911.91 | | |
| Water supply | 14,437.06 | | |
| Other | | | |

RIVER EDGE BOROUGH—BERGEN COUNTY

Population Census, 1950—9,204 Land Area 1.9 sq. mi. Net Valuation Taxable \$10,599,424

| | |
|---|---------------------|
| EXPENDITURES AND RE-REQUIRED PAYMENTS FOR 1952 | |
| General Government | |
| Administrative and executive | \$37,387.00 |
| Assessment and collection of taxes | 16,924.52 |
| Finance Department | |
| Protection to Persons & Property | |
| Fire | 25,850.00 |
| Police | 65,753.00 |
| Other | |
| Streets and Roads | |
| Repairs and maintenance | 41,933.00 |
| Street lighting | 12,000.00 |
| Sanitation | |
| Street cleaning | |
| Garbage and ash removal | 51,500.00 |
| Sewers | 25,900.00 |
| Health and Charities | |
| Health service | 13,005.00 |
| Poor (including relief) | 3,427.48 |
| Hospitals (aid and maintenance) | |
| Other | |
| Recreation | |
| Beaches and boardwalks | |
| Parks and playgrounds | 3,900.00 |
| Other | 4,140.00 |
| Educational | |
| (Exclusive of school districts) .. | 1,972.00 |
| Unclassified Purposes | |
| (Including contingent) | 17,400.00 |
| SUB-TOTAL—Municipal functions.. | \$321,092.00 |

| | |
|--|------------------|
| Per Capita—Municipal functions | \$34.89 |
| Capital imp'ts and capital imp't fund | \$12,000.00 |
| Debt Service | |
| Principal payments .. | \$23,500.00 |
| Interest payments .. | 4,243.00 |
| Total | 27,743.00 |
| Per Capita Debt Service | |
| | \$3.01 |
| Deferred Charges and Statutory Expenditures | |
| Emergencies | |
| Other deferred chgs. | |
| Total | |

| | |
|--|---------------------|
| TOTAL—Municipal expenditures .. | \$360,835.00 |
|--|---------------------|

| | |
|---|-------------------|
| Required Payments for Local School, County, and Special District Taxes | 560,163.60 |
|---|-------------------|

| | |
|---|---------------------|
| TOTAL EXPENDITURES AND REQUIRED PAYMENTS | \$920,998.60 |
|---|---------------------|

| | |
|-------------------------------------|-------------|
| Reserve for uncollected taxes | \$48,507.00 |
|-------------------------------------|-------------|

| | |
|---------------------------------|---------------------|
| GRAND TOTAL—Budget | \$969,505.60 |
|---------------------------------|---------------------|

| | |
|--|-------------|
| RECEIPTS AND REVENUES REALIZED IN 1952 TO MEET EXPENDITURES AND REQUIRED PAYMENTS | |
| Surplus revenue appropriated .. | \$65,000.00 |
| Miscellaneous revenues realized .. | 87,055.70 |
| State aid revenues realized | 6,577.00 |
| Delinquent taxes including | |
| Liens—1952 collections | 15,200.53 |
| Current taxes—1952 collections .. | 790,006.85 |
| Emergency borrowings | |

| | |
|---|---------------------|
| TOTAL RECEIPTS AND REVENUES REALIZED | \$963,840.08 |
|---|---------------------|

| | |
|----------------------------------|------------|
| CAPITAL OUTLAY—1952 | |
| Beaches and boardwalks | |
| Buildings and equipment | \$5,500.00 |
| Parks and playgrounds | |
| Sewers | |
| Streets, roads and bridges | 8,053.39 |
| Water supply | |
| Other | |

| | |
|-----------------------------|---------------|
| Tax rate | \$7.63 |
| Local school tax rate | 4.48 |
| County tax rate | 0.81 |
| Local purpose tax rate | 2.34 |

| | |
|--|---------------------|
| TAXES | |
| Local school tax ... | \$474,407.93 |
| County taxes | 85,755.67 |
| Special district taxes | |
| Local purpose levy | \$560,163.60 |
| | 248,500.00 |
| Total tax levy (tax duplicate) .. | \$808,663.60 |
| Per Capita Total Tax Levy | \$87.86 |

| | |
|--|--------------|
| Current | |
| 1952 taxes levied (total) | \$814,941.32 |
| Collected in 1952 | 790,006.85 |
| Per cent of levy collected in 1952 ... | 96.94 |
| Transferred to Liens | 853.25 |
| Cancelled, abated or adjusted .. | 5,486.67 |
| Outstanding December 31, 1952 .. | \$18,594.55 |

| | |
|------------------------------------|-------------|
| All Prior Years Outstanding | |
| Balance January 1, 1952 | \$16,626.05 |
| Collected in 1952 | 15,010.03 |
| Balance December 31, 1952 | \$1,272.77 |

| | |
|------------------------------------|-------------|
| Tax Title Liens Outstanding | |
| Balance January 1, 1952 | \$11,142.74 |
| Redeemed by cash | 190.50 |
| Balance December 31, 1952 | \$10,898.19 |

| | |
|---|------------|
| Property Acquired by Deed or Foreclosure | |
| Balance January 1, 1952 | \$8,775.00 |
| Sale for cash | 4,034.00 |
| Balance December 31, 1952 | \$5,225.00 |

CAPITAL DEBT, DECEMBER 31, 1952

| | |
|------------------------------------|-----------------------|
| Gross Debt | |
| School debt | \$1,018,000.00 |
| Self-liquidating debt. | |
| Other capital debt .. | 163,500.00 |
| TOTAL GROSS DEBT | \$1,181,500.00 |
| Per Capita Gross Debt | \$128.37 |

| | |
|-------------------------------|---------------------|
| Deductions for | |
| School debt | \$553,347.00 |
| Self-liquidating debt. | |
| Other capital debt .. | 31,518.00 |
| TOTAL DEDUCTIONS | 584,865.00 |
| NET DEBT | \$596,635.00 |

| | |
|------------------------------------|----------------|
| Average Assessed Valuations | |
| Real Property 1950-1951-1952 .. | \$9,222,454.00 |
| Per Cent of Net Debt | 6.46 |

| | |
|---|---------------------|
| CURRENT FINANCES DECEMBER 31, 1952 | |
| Cash | \$238,473.53 |
| Taxes receivable | 19,867.32 |
| Tax title liens | 10,898.19 |
| Foreclosed property | 23,531.00 |
| Accounts receivable | 150.65 |
| State road aid receivable | |
| Emergencies and deferred charges .. | 9,000.00 |
| TOTAL ASSETS | \$301,920.69 |

| | |
|------------------------|-------------|
| Cash liabilities | \$41,863.04 |
| Reserves | 54,447.16 |
| Surplus revenue | 205,610.49 |

| | |
|--|---------------------|
| TOTAL LIABILITIES AND SURPLUS | \$301,920.69 |
|--|---------------------|

RIVERSIDE TOWNSHIP—BURLINGTON COUNTY

Population Census, 1950—7,199

Land Area 1.54 sq. mi.

Net Valuation Taxable \$3,727,517

| | |
|--|---------------------|
| EXPENDITURES AND REQUIRED PAYMENTS FOR 1952 | |
| General Government | |
| Administrative and executive | \$12,900.00 |
| Assessment and collection of taxes | 7,525.00 |
| Finance Department | 2,525.00 |
| Protection to Persons & Property | |
| Fire | 8,300.00 |
| Police | 30,400.00 |
| Other | |
| Streets and Roads | |
| Repairs and maintenance | 28,325.00 |
| Street lighting | 9,600.00 |
| Sanitation | |
| Street cleaning | |
| Garbage and ash removal | 9,000.00 |
| Sewers | |
| Health and Charities | |
| Health service | 2,450.00 |
| Poor (including relief) | 3,950.00 |
| Hospitals (aid and maintenance) | |
| Other | |
| Recreation | |
| Beaches and boardwalks | |
| Parks and playgrounds | 1,700.00 |
| Other | |
| Educational | |
| (Exclusive of school districts) .. | 600.00 |
| Unclassified Purposes | |
| (Including contingent) | 2,800.00 |
| SUB-TOTAL—Municipal functions.. | \$120,075.00 |

| | |
|--|------------------|
| Per Capita—Municipal functions | \$16.68 |
| Capital imp'ts and capital imp't fund | \$24,719.15 |
| Debt Service | |
| Principal payments .. | \$2,000.00 |
| Interest payments .. | 280.00 |
| Total | 2,280.00 |
| Per Capita Debt Service | \$0.32 |
| Deferred Charges and Statutory Expenditures | |
| Emergencies | |
| Other deferred chgs. | \$24,137.31 |
| Total | 24,137.31 |

| | |
|---|---------------------|
| TOTAL—Municipal expenditures .. | \$171,211.46 |
| Required Payments for Local School, County, and Special District Taxes | 303,865.70 |

| | |
|---|---------------------|
| TOTAL EXPENDITURES AND REQUIRED PAYMENTS | \$475,077.16 |
| Reserve for uncollected taxes | \$35,005.66 |
| GRAND TOTAL—Budget | \$510,082.82 |

| | |
|--|-------------|
| RECEIPTS AND REVENUES REALIZED IN 1952 TO MEET EXPENDITURES AND REQUIRED PAYMENTS | |
| Surplus revenue appropriated .. | \$26,000.00 |
| Miscellaneous revenues realized .. | 83,691.08 |
| State aid revenues realized | 9,732.15 |
| Delinquent taxes including | |
| liens—1952 collections | 29,218.01 |
| Current taxes—1952 collections.. | 342,975.87 |
| Emergency borrowings | |

| | |
|---|---------------------|
| TOTAL RECEIPTS AND REVENUES REALIZED | \$491,617.11 |
|---|---------------------|

CAPITAL OUTLAY—1952

| | |
|----------------------------------|-------------|
| Beaches and boardwalks | |
| Buildings and equipment | |
| Parks and playgrounds | |
| Sewers | |
| Streets, roads and bridges | \$26,242.05 |
| Water supply | |
| Other | |

| | |
|------------------------------|---------------|
| Tax rate | \$0.94 |
| Local school tax rate | 5.89 |
| County tax rate | 2.26 |
| Local purpose tax rate | 1.79 |

TAXES

| | | |
|--|----------------|---------------------|
| Local school tax ... | \$219,614.65 | |
| County taxes | 84,251.05 | |
| Special district taxes | | |
| Local purpose levy | | \$303,865.70 |
| Total tax levy (tax duplicate) .. | | \$373,048.49 |
| Per Capita Total Tax Levy | | |
| | \$51.82 | |

| | |
|--|--------------|
| Current | |
| 1952 taxes levied (total) | \$374,049.15 |
| Collected in 1952 | 342,975.87 |
| Per cent of levy collected in 1952 ... | 91.69 |
| Transferred to liens | 244.54 |
| Cancelled, abated or adjusted | 3,043.45 |
| Outstanding December 31, 1952 .. | \$27,785.29 |

| | |
|------------------------------------|-------------|
| All Prior Years Outstanding | |
| Balance January 1, 1952 | \$29,299.43 |
| Collected in 1952 | 28,937.48 |
| Balance December 31, 1952 | \$300.99 |

| | |
|------------------------------------|------------|
| Tax Title Liens Outstanding | |
| Balance January 1, 1952 | \$5,951.51 |
| Redeemed by cash | 280.53 |
| Balance December 31, 1952 | \$3,627.95 |

| | |
|---|------------|
| Property Acquired by Deed or Foreclosure | |
| Balance January 1, 1952 | \$8,345.90 |
| Sale for cash | 2,137.82 |
| Balance December 31, 1952 | \$8,314.08 |

CAPITAL DEBT, DECEMBER 31, 1952

| | |
|------------------------------------|---------------------|
| Gross Debt | |
| School debt | \$190,000.00 |
| Self-liquidating debt .. | |
| Other capital debt .. | 44,000.00 |
| TOTAL GROSS DEBT | \$234,000.00 |
| Per Capita Gross Debt | \$32.50 |

| | |
|-------------------------------|--------------------|
| Deductions for | |
| School debt | \$190,000.00 |
| Self-liquidating debt .. | |
| Other capital debt .. | |
| TOTAL DEDUCTIONS | 190,000.00 |
| NET DEBT | \$44,000.00 |

| | |
|------------------------------------|----------------|
| Average Assessed Valuations | |
| Real Property 1950-1951-1952.. | \$3,114,985.00 |
| Per Cent of Net Debt | 1.41 |

CURRENT FINANCES DECEMBER 31, 1952

| | |
|-------------------------------------|---------------------|
| Cash | \$177,129.01 |
| Taxes receivable | 28,086.28 |
| Tax title liens | 3,627.95 |
| Foreclosed property | 8,314.08 |
| Accounts receivable | 9,799.63 |
| State road aid receivable | 4,419.15 |
| Emergencies and deferred charges .. | 111.40 |
| TOTAL ASSETS | \$231,487.50 |

| | |
|------------------------|--------------|
| Cash liabilities | \$133,900.90 |
| Reserves | 49,827.94 |
| Surplus revenue | 47,758.66 |

| | |
|--|---------------------|
| TOTAL LIABILITIES AND SURPLUS | \$231,487.50 |
|--|---------------------|

RIVERTON BOROUGH—BURLINGTON COUNTY

Population Census, 1950—2,761

Land Area 0.7 sq. mi.

Net Valuation Taxable \$2,755,405

| | |
|--|---------------------|
| EXPENDITURES AND REQUIRED PAYMENTS FOR 1952 | |
| General Government | |
| Administrative and executive | \$9,414.11 |
| Assessment and collection of taxes | 3,708.23 |
| Finance Department | |
| Protection to Persons & Property | |
| Fire | 4,888.84 |
| Police | 21,117.90 |
| Other | |
| Streets and Roads | |
| Repairs and maintenance | 12,244.51 |
| Street lighting | 5,443.17 |
| Sanitation | |
| Street cleaning | |
| Garbage and ash removal | 1,809.02 |
| Sewers | 348.05 |
| Health and Charities | |
| Health service | 579.30 |
| Poor (including relief) | 1,409.77 |
| Hospitals (aid and maintenance) .. | |
| Other | |
| Recreation | |
| Beaches and boardwalks | |
| Parks and playgrounds | 3,924.26 |
| Other | 250.00 |
| Educational | |
| (Exclusive of school districts) .. | 700.00 |
| Unclassified Purposes | |
| (Including contingent) | 3,782.07 |
| SUB-TOTAL—Municipal functions.. | \$69,619.23 |
| Per Capita—Municipal functions | \$25.22 |
| Capital imp'ts and capital imp't fund | \$9,021.93 |
| Debt Service | |
| Principal payments .. | |
| Interest payments .. | |
| Total | |
| Per Capita Debt Service | |
| Deferred Charges and Statutory Expenditures | |
| Emergencies | |
| Other deferred chgs. .. | \$7,763.31 |
| Total | 7,763.31 |
| TOTAL—Municipal expenditures .. | \$86,404.47 |
| Required Payments for Local School, County, and Special District Taxes | |
| | 156,309.17 |
| TOTAL EXPENDITURES AND REQUIRED PAYMENTS | \$242,713.64 |
| Reserve for uncollected taxes | \$15,493.93 |
| GRAND TOTAL—Budget | \$258,207.57 |
| RECEIPTS AND REVENUES REALIZED IN 1952 TO MEET EXPENDITURES AND REQUIRED PAYMENTS | |
| Surplus revenue appropriated .. | \$9,000.00 |
| Miscellaneous revenues realized. | 21,815.59 |
| State aid revenues realized | 2,628.78 |
| Delinquent taxes including | |
| liens—1952 collections | 12,200.78 |
| Current taxes—1952 collections.. | 206,232.73 |
| Emergency borrowings | |
| TOTAL RECEIPTS AND REVENUES REALIZED | \$251,877.88 |
| CAPITAL OUTLAY—1952 | |
| Beaches and boardwalks | |
| Buildings and equipment | |
| Parks and playgrounds | |
| Sewers | \$1,134.13 |
| Streets, roads and bridges | |
| Water supply | |
| Other | |

| | |
|---|---------------------|
| Tax rate | \$7.96 |
| Local school tax rate | 3.42 |
| County tax rate | 2.26 |
| Local purpose tax rate | 2.28 |
| TAXES | |
| Local school tax ... | \$94,161.17 |
| County taxes | 62,148.00 |
| Special district taxes | |
| Local purpose levy | \$156,309.17 |
| | 64,165.67 |
| Total tax levy (tax duplicate) .. | \$220,474.84 |
| Per Capita Total Tax Levy | \$79.85 |
| Current | |
| 1952 taxes levied (total) | \$222,167.63 |
| Collected in 1952 | 206,232.73 |
| Per cent of levy collected in 1952 ... | 92.82 |
| Transferred to liens | |
| Cancelled, abated or adjusted | 700.48 |
| Outstanding December 31, 1952 .. | \$15,234.42 |
| All Prior Years Outstanding | |
| Balance January 1, 1952 | \$15,619.16 |
| Collected in 1952 | 12,200.78 |
| Balance December 31, 1952 | \$3,245.60 |
| Tax Title Liens Outstanding | |
| Balance January 1, 1952 | |
| Redeemed by cash | |
| Balance December 31, 1952 | |
| Property Acquired by Deed or Foreclosure | |
| Balance January 1, 1952 | \$3,500.00 |
| Sale for cash | |
| Balance December 31, 1952 | \$3,500.00 |
| CAPITAL DEBT, DECEMBER 31, 1952 | |
| Gross Debt | |
| School debt | \$24,000.00 |
| Self-liquidating debt. | |
| Other capital debt .. | |
| TOTAL GROSS DEBT | \$24,000.00 |
| Per Capita Gross Debt | \$8.69 |
| Deductions for | |
| School debt | \$24,000.00 |
| Self-liquidating debt. | |
| Other capital debt .. | |
| TOTAL DEDUCTIONS | 24,000.00 |
| NET DEBT | |
| Average Assessed Valuations | |
| Real Property 1950-1951-1952.. | \$2,546,789.00 |
| Per Cent of Net Debt | |
| CURRENT FINANCES DECEMBER 31, 1952 | |
| Cash | \$118,381.34 |
| Taxes receivable | 18,480.02 |
| Tax title liens | |
| Foreclosed property | 3,500.00 |
| Accounts receivable | 7,266.63 |
| State road aid receivable | 8.46 |
| Emergencies and deferred charges .. | 1,000.00 |
| TOTAL ASSETS | \$148,636.45 |
| Cash liabilities | \$45,723.17 |
| Reserves | 29,246.65 |
| Surplus revenue | 73,666.63 |
| TOTAL LIABILITIES AND SURPLUS | \$148,636.45 |

RIVER VALE TOWNSHIP—BERGEN COUNTY

Population Census, 1950—1,699

Land Area 4.4 sq. mi.

Net Valuation Taxable \$1,984,862

| | |
|--|---------------------|
| EXPENDITURES AND REQUIRED PAYMENTS FOR 1952 | |
| General Government | |
| Administrative and executive | \$12,669.17 |
| Assessment and collection of taxes | 5,900.00 |
| Finance Department | |
| Protection to Persons & Property | |
| Fire | 12,444.44 |
| Police | 11,370.14 |
| Other | |
| Streets and Roads | |
| Repairs and maintenance | 9,500.00 |
| Street lighting | 550.00 |
| Sanitation | |
| Street cleaning | |
| Garbage and ash removal | |
| Sewers | |
| Health and Charities | |
| Health service | 1,225.00 |
| Poor (including relief) | 700.00 |
| Hospitals (aid and maintenance) | |
| Other | |
| Recreation | |
| Beaches and boardwalks | |
| Parks and playgrounds | |
| Other | |
| Educational | |
| (Exclusive of school districts) .. | |
| Unclassified Purposes | |
| (Including contingent) | |
| SUB-TOTAL—Municipal functions.. | \$54,358.75 |
| Per Capita—Municipal functions | \$31.99 |
| Capital imp'ts and capital imp't fund | \$2,000.00 |
| Debt Service | |
| Principal payments .. | \$3,000.00 |
| Interest payments .. | 3.17 |
| Total | 3,003.17 |
| Per Capita Debt Service | |
| Deferred Charges and Statutory Expenditures | \$1.77 |
| Emergencies | |
| Other deferred chgs. | |
| Total | |
| TOTAL—Municipal expenditures .. | \$59,361.92 |
| Required Payments for Local School, County, and Special District Taxes | |
| | 100,371.89 |
| TOTAL EXPENDITURES AND REQUIRED PAYMENTS | \$159,733.81 |
| Reserve for uncollected taxes | \$18,232.14 |
| GRAND TOTAL—Budget | \$177,965.95 |
| RECEIPTS AND REVENUES REALIZED IN 1952 TO MEET EXPENDITURES AND REQUIRED PAYMENTS | |
| Surplus revenue appropriated .. | \$32,000.00 |
| Miscellaneous revenues realized .. | 30,432.01 |
| State aid revenues realized | 4,889.00 |
| Delinquent taxes including | |
| liens—1952 collections | 6,397.84 |
| Current taxes—1952 collections.. | 121,776.80 |
| Emergency borrowings | |
| TOTAL RECEIPTS AND REVENUES REALIZED | \$195,555.65 |
| CAPITAL OUTLAY—1952 | |
| Beaches and boardwalks | |
| Buildings and equipment | |
| Parks and playgrounds | |
| Sewers | |
| Streets, roads and bridges | |
| Water supply | |
| Other | |

| | |
|---|---------------------|
| Tax rate | \$6.55 |
| Local school tax rate | 4.25 |
| County tax rate | 0.81 |
| Local purpose tax rate | 1.49 |
| TAXES | |
| Local school tax ... | \$84,280.35 |
| County taxes | 16,091.54 |
| Special district taxes | |
| Local purpose levy | \$100,371.89 |
| | 29,548.14 |
| Total tax levy (tax duplicate) .. | \$129,920.03 |
| Per Capita Total Tax Levy | \$76.47 |
| Current | |
| 1952 taxes levied (total) | \$131,008.07 |
| Collected in 1952 | 121,776.80 |
| Per cent of levy collected in 1952 ... | 92.95 |
| Transferred to liens | 1,523.17 |
| Cancelled, abated or adjusted | 923.00 |
| Outstanding December 31, 1952 .. | \$6,785.10 |
| All Prior Years Outstanding | |
| Balance January 1, 1952 | \$7,253.15 |
| Collected in 1952 | 5,546.53 |
| Balance December 31, 1952 | \$1,706.62 |
| Tax Title Liens Outstanding | |
| Balance January 1, 1952 | \$19,624.20 |
| Redeemed by cash | 851.31 |
| Balance December 31, 1952 | \$20,225.29 |
| Property Acquired by Deed or Foreclosure | |
| Balance January 1, 1952 | \$10,690.00 |
| Sale for cash | 175.00 |
| Balance December 31, 1952 | \$10,690.00 |
| CAPITAL DEBT, DECEMBER 31, 1952 | |
| Gross Debt | |
| School debt | \$248,134.00 |
| Self-liquidating debt. | |
| Other capital debt .. | |
| TOTAL GROSS DEBT | \$248,134.00 |
| Per Capita Gross Debt | \$146.05 |
| Deductions for | |
| School debt | \$110,980.00 |
| Self-liquidating debt. | |
| Other capital debt .. | |
| TOTAL DEDUCTIONS | 110,980.00 |
| NET DEBT | \$137,154.00 |
| Average Assessed Valuations | |
| Real Property 1950-1951-1952.. | \$1,712,428.00 |
| Per Cent of Net Debt | 8.00 |
| CURRENT FINANCES DECEMBER 31, 1952 | |
| Cash | \$91,222.55 |
| Taxes receivable | 8,491.72 |
| Tax title liens | 20,225.29 |
| Foreclosed property | 10,690.00 |
| Accounts receivable | 218.56 |
| State road aid receivable | 1,189.00 |
| Emergencies and deferred charges .. | |
| TOTAL ASSETS | \$132,037.12 |
| Cash liabilities | \$11,206.19 |
| Reserves | 39,625.57 |
| Surplus revenue | 81,205.36 |
| TOTAL LIABILITIES AND SURPLUS | \$132,037.12 |

ROCHELLE PARK TOWNSHIP—BERGEN COUNTY

Population Census, 1950—4,483 Land Area 1.1 sq. mi. Net Valuation Taxable \$4,501,291

| | |
|--|---------------------|
| EXPENDITURES AND REQUIRED PAYMENTS FOR 1952 | |
| General Government | |
| Administrative and executive | \$18,300.00 |
| Assessment and collection of taxes | 6,500.00 |
| Finance Department | |
| Protection to Persons & Property | |
| Fire | 15,100.00 |
| Police | 31,900.00 |
| Other | 800.00 |
| Streets and Roads | |
| Repairs and maintenance | 13,500.00 |
| Street lighting | 6,600.00 |
| Sanitation | |
| Street cleaning | |
| Garbage and ash removal | 10,900.00 |
| Sewers | 19,100.00 |
| Health and Charities | |
| Health service | 1,900.00 |
| Poor (including relief) | 500.00 |
| Hospitals (aid and maintenance) .. | |
| Other | |
| Recreation | |
| Beaches and boardwalks | |
| Parks and playgrounds | |
| Other | 300.00 |
| Protectional | |
| (Exclusive of school districts) .. | |
| Unclassified Purposes | |
| (Including contingent) | 2,650.00 |
| SUB-TOTAL—Municipal functions.. | \$128,050.00 |
| Per Capita—Municipal functions ... | |
| Capital imp'ts and capital imp't fund | \$28.56 |
| Debt Service | \$6,000.00 |
| Debt Service | |
| Principal payments .. | \$40,000.00 |
| Interest payments .. | 7,550.00 |
| Total | 47,550.00 |
| Per Capita Debt Service | |
| | \$10.61 |
| Deferred Charges and Statutory Expenditures | |
| Emergencies | \$2,000.00 |
| Other deferred chgs. .. | 4,254.00 |
| Total | 6,254.00 |
| TOTAL—Municipal expenditures .. | \$187,854.00 |
| Required Payments for Local School, County, and Special District Taxes | |
| | 170,541.10 |
| TOTAL EXPENDITURES AND REQUIRED PAYMENTS | \$358,395.10 |
| Reserve for uncollected taxes | \$16,748.00 |
| GRAND TOTAL—Budget | \$375,143.10 |
| RECEIPTS AND REVENUES REALIZED IN 1952 TO MEET EXPENDITURES AND REQUIRED PAYMENTS | |
| Surplus revenue appropriated .. | \$55,000.00 |
| Miscellaneous revenues realized .. | 44,686.69 |
| State aid revenues realized | 2,390.00 |
| Delinquent taxes including | |
| liens—1952 collections | 13,150.01 |
| Current taxes—1952 collections.. | 267,384.65 |
| Emergency borrowings | |
| TOTAL RECEIPTS AND REVENUES REALIZED | \$382,611.35 |
| CAPITAL OUTLAY—1952 | |
| Beaches and boardwalks | |
| Buildings and equipment | \$17,647.59 |
| Parks and playgrounds | |
| Sewers | |
| Streets, roads and bridges | 10,430.00 |
| Water supply | |
| Other | |

| | |
|---|---------------------|
| Tax rate | \$6.18 |
| Local school tax rate | 2.97 |
| County tax rate | 0.81 |
| Local purpose tax rate | 2.40 |
| TAXES | |
| Local school tax ... | \$133,897.76 |
| County taxes | 36,643.34 |
| Special district taxes | |
| Local purpose levy | \$170,541.10 |
| | 108,712.00 |
| Total tax levy (tax duplicate) .. | \$279,253.10 |
| Per Capita Total Tax Levy | \$62.29 |
| Current | |
| 1952 taxes levied (total) | \$280,364.93 |
| Collected in 1952 | 267,384.65 |
| Per cent of levy collected in 1952 ... | 95.37 |
| Transferred to liens | 1,195.80 |
| Cancelled, abated or adjusted | 211.66 |
| Outstanding December 31, 1952 .. | \$11,572.82 |
| All Prior Years Outstanding | |
| Balance January 1, 1952 | \$10,804.99 |
| Collected in 1952 | 8,779.87 |
| Balance December 31, 1952 | \$2,033.37 |
| Tax Title Liens Outstanding | |
| Balance January 1, 1952 | \$24,523.43 |
| Redeemed by cash | 4,370.14 |
| Balance December 31, 1952 | \$21,224.36 |
| Property Acquired by Deed or Foreclosure | |
| Balance January 1, 1952 | \$7,850.00 |
| Sale for cash | 1,425.00 |
| Balance December 31, 1952 | \$7,475.00 |
| CAPITAL DEBT, DECEMBER 31, 1952 | |
| Gross Debt | |
| School debt | \$420,500.00 |
| Self-liquidating debt .. | |
| Other capital debt .. | 155,600.00 |
| TOTAL GROSS DEBT | \$576,100.00 |
| Per Capita Gross Debt | |
| | \$128.51 |
| Deductions for | |
| School debt | \$244,304.00 |
| Self-liquidating debt .. | |
| Other capital debt .. | |
| TOTAL DEDUCTIONS | 244,304.00 |
| NET DEBT | \$331,796.00 |
| Average Assessed Valuations | |
| Real Property 1950-1951-1952.. | \$4,071,732.00 |
| Per Cent of Net Debt | 8.14 |
| CURRENT FINANCES DECEMBER 31, 1952 | |
| Cash | \$167,063.87 |
| Taxes receivable | 13,606.19 |
| Tax title liens | 21,224.36 |
| Foreclosed property | 7,475.00 |
| Accounts receivable | 1,007.83 |
| State road aid receivable | |
| Emergencies and deferred charges .. | |
| TOTAL ASSETS | \$210,377.25 |
| Cash liabilities | \$21,948.76 |
| Reserves | 43,313.38 |
| Surplus revenue | 145,115.11 |
| TOTAL LIABILITIES AND SURPLUS | \$210,377.25 |

ROCKAWAY BOROUGH—MORRIS COUNTY

Population Census, 1950—3,812

Land Area 1.5 sq. mi.

Net Valuation Taxable \$2,563,544

EXPENDITURES AND REQUIRED PAYMENTS FOR 1952

| | |
|--|--------------------|
| General Government | |
| Administrative and executive | \$13,223.52 |
| Assessment and collection of taxes | 2,850.00 |
| Finance Department | 225.00 |
| Protection to Persons & Property | |
| Fire | 9,550.00 |
| Police | 12,650.00 |
| Other | 1,256.54 |
| Streets and Roads | |
| Repairs and maintenance | 25,830.37 |
| Street lighting | 6,351.44 |
| Sanitation | |
| Street cleaning | 2,100.00 |
| Garbage and ash removal | 6,550.00 |
| Sewers | 2,100.00 |
| Health and Charities | |
| Health service | 2,498.56 |
| Poor (including relief) | 1,785.00 |
| Hospitals (aid and maintenance) | 1,500.00 |
| Other | |
| Recreation | |
| Beaches and boardwalks | |
| Parks and playgrounds | |
| Other | 2,280.00 |
| Educational | |
| (Exclusive of school districts) | 2,700.00 |
| Unclassified Purposes | |
| (Including contingent) | 2,812.00 |
| SUB-TOTAL—Municipal functions.. | \$94,162.43 |

| | |
|---|------------------|
| Per Capita—Municipal functions | \$24.70 |
| Capital imp'ts and capital imp't fund | \$1,000.00 |
| Debt Service | |
| Principal payments | \$17,600.00 |
| Interest payments | 538.55 |
| Total | 18,138.55 |

| | |
|--|---------------------|
| Per Capita Debt Service \$4.76 | |
| Deferred Charges and Statutory Expenditures | |
| Emergencies | \$1,525.00 |
| Other deferred chgs. | |
| Total | 1,525.00 |
| TOTAL—Municipal expenditures | \$114,825.98 |

| | |
|---|-------------------|
| Required Payments for Local School, County, and Special District Taxes | 179,570.26 |
|---|-------------------|

| | |
|---|---------------------|
| TOTAL EXPENDITURES AND REQUIRED PAYMENTS | \$294,396.24 |
| Reserve for uncollected taxes | \$38,364.53 |
| GRAND TOTAL—Budget | \$332,760.77 |

RECEIPTS AND REVENUES REALIZED IN 1952 TO MEET EXPENDITURES AND REQUIRED PAYMENTS

| | |
|--|---------------------|
| Surplus revenue appropriated | \$29,917.07 |
| Miscellaneous revenues realized | 29,393.12 |
| State aid revenues realized | 6,582.11 |
| Delinquent taxes including liens—1952 collections | |
| Current taxes—1952 collections | 230,435.92 |
| Emergency borrowings | |
| TOTAL RECEIPTS AND REVENUES REALIZED | \$311,770.46 |

CAPITAL OUTLAY—1952

| | |
|--------------------------------------|-------------|
| Beaches and boardwalks | |
| Buildings and equipment | |
| Parks and playgrounds | |
| Sewers | |
| Streets, roads and bridges | |
| Water supply | \$17,835.49 |
| Other | |

| | |
|----------------------------------|---------------|
| Tax rate | \$9.79 |
| Local school tax rate | 5.98 |
| County tax rate | 1.03 |
| Local purpose tax rate | 2.78 |

TAXES

| | | |
|--|--------------|---------------------|
| Local school tax | \$153,274.46 | |
| County taxes | 26,295.80 | |
| Special district taxes | | |
| Local purpose levy | | \$179,570.26 |
| Total tax levy (tax duplicate) .. | | \$250,735.77 |

| | |
|--|----------------|
| Per Capita Total Tax Levy | \$65.78 |
|--|----------------|

| | |
|--|--------------|
| Current | |
| 1952 taxes levied (total) | \$252,577.31 |
| Collected in 1952 | 230,435.92 |
| Per cent of levy collected in 1952 | 91.23 |
| Transferred to liens | 1,368.41 |
| Cancelled, abated or adjusted | 602.10 |
| Outstanding December 31, 1952 | \$20,170.88 |

| | |
|-------------------------------------|-------------|
| All Prior Years Outstanding | |
| Balance January 1, 1952 | \$16,676.17 |
| Collected in 1952 | 14,487.35 |
| Balance December 31, 1952 | \$2,065.82 |

| | |
|-------------------------------------|-------------|
| Tax Title Liens Outstanding | |
| Balance January 1, 1952 | \$11,903.01 |
| Redeemed by cash | 954.89 |
| Balance December 31, 1952 | \$12,210.16 |

| | |
|---|------------|
| Property Acquired by Deed or Foreclosure | |
| Balance January 1, 1952 | \$5,050.00 |
| Sale for cash | 100.00 |
| Balance December 31, 1952 | \$3,600.00 |

CAPITAL DEBT, DECEMBER 31, 1952

| | |
|--|---------------------|
| Gross Debt | |
| School debt | \$226,888.00 |
| Self-liquidating debt | 107,000.00 |
| Other capital debt | |
| TOTAL GROSS DEBT | \$333,888.00 |
| Per Capita Gross Debt | \$87.50 |

| | |
|-----------------------------------|-------------------|
| Deductions for | |
| School debt | \$226,888.00 |
| Self-liquidating debt | 107,000.00 |
| Other capital debt | |
| TOTAL DEDUCTIONS | 333,888.00 |

NET DEBT

| | |
|---------------------------------------|----------------|
| Average Assessed Valuations | |
| Real Property 1950-1951-1952.. | \$2,151,145.00 |
| Per Cent of Net Debt | |

CURRENT FINANCES DECEMBER 31, 1952

| | |
|--|--------------------|
| Cash | \$49,973.20 |
| Taxes receivable | 22,236.70 |
| Tax title liens | 12,210.16 |
| Foreclosed property | 3,600.00 |
| Accounts receivable | 1,112.65 |
| State road aid receivable | |
| Emergencies and deferred charges | 1,025.00 |
| TOTAL ASSETS | \$90,157.71 |

| | |
|--|--------------------|
| Cash liabilities | \$15,193.07 |
| Reserves | 39,159.51 |
| Surplus revenue | 35,805.13 |
| TOTAL LIABILITIES AND SURPLUS | \$90,157.71 |

ROCKAWAY TOWNSHIP—MORRIS COUNTY

| | | |
|-------------------------------|------------------------|-----------------------------------|
| Population Census, 1950—4,418 | Land Area 45.3 sq. mi. | Net Valuation Taxable \$5,167,413 |
|-------------------------------|------------------------|-----------------------------------|

| | |
|---|---|
| EXPENDITURES AND RE- QUIRED PAYMENTS FOR 1952 General Government Administrative and executive \$24,000.00 Assessment and collection of taxes .. 6,900.00 Finance Department 1,500.00 Protection to Persons & Property Fire 11,100.00 Police 25,950.00 Other Streets and Roads Repairs and maintenance 76,305.56 Street lighting 6,600.00 Sanitation Street cleaning Garbage and ash removal Sewers Health and Charities Health service 2,600.00 Poor (including relief) 2,650.00 Hospitals (aid and maintenance) .. 1,700.00 Other Recreation Beaches and boardwalks Parks and playgrounds 1,000.00 Other Educational (Exclusive of school districts) .. Unclassified Purposes (Including contingent) 2,844.00 SUB-TOTAL—Municipal functions.. <u>\$163,149.56</u> Per Capita—Municipal functions \$36.93 Capital imp'ts and capital imp't fund \$6,000.00 Debt Service Principal payments .. \$4,500.00 Interest payments .. 200.00 Total 4,700.00 Per Capita Debt Service \$1.06 Deferred Charges and Statutory Expenditures Emergencies Other deferred chgs. .. \$293.38 Total 293.38 TOTAL—Municipal expenditures ... <u>\$174,142.94</u> Required Payments for Local School, County, and Special District Taxes <u>227,625.43</u> TOTAL EXPENDITURES AND REQUIRED PAYMENTS <u>\$401,768.37</u> Reserve for uncollected taxes \$56,664.84 GRAND TOTAL—Budget <u>\$458,433.21</u> RECEIPTS AND REVENUES REALIZED IN 1952 TO MEET EXPENDITURES AND REQUIRED PAYMENTS Surplus revenue appropriated .. \$45,000.00 Miscellaneous revenues realized. 33,543.30 State aid revenues realized 8,612.83 Delinquent taxes including liens—1952 collections 22,825.73 current taxes—1952 collections.. 340,738.24 Emergency borrowings TOTAL RECEIPTS AND REVENUES REALIZED <u>\$450,720.10</u> CAPITAL OUTLAY—1952 Beaches and boardwalks Buildings and equipment \$13,278.95 Parks and playgrounds Sewers 1,975.00 Streets, roads and bridges Water supply Other | Tax rate \$7.06 Local school tax rate 3.34 County tax rate 1.06 Local purpose tax rate 2.66 TAXES Local school tax ... \$172,774.33 County taxes 54,851.10 Special district taxes Local purpose levy \$227,625.43 <u>136,717.78</u> Total tax levy (tax duplicate) .. <u>\$364,343.21</u> Per Capita Total Tax Levy <u>\$82.47</u> Current 1952 taxes levied (total) \$368,874.34 Collected in 1952 340,738.24 Per cent of levy collected in 1952 ... 92.37 Transferred to liens 762.48 Cancelled, abated or adjusted 1,563.81 Outstanding December 31, 1952 .. <u>\$25,809.81</u> All Prior Years Outstanding Balance January 1, 1952 \$23,514.86 Collected in 1952 22,370.93 Balance December 31, 1952 <u>\$1,074.52</u> Tax Title Liens Outstanding Balance January 1, 1952 \$7,451.94 Redeemed by cash 454.80 Balance December 31, 1952 <u>\$7,731.42</u> Property Acquired by Deed or Foreclosure Balance January 1, 1952 \$7,450.00 Sale for cash 163.80 Balance December 31, 1952 <u>\$6,050.00</u> CAPITAL DEBT, DECEMBER 31, 1952 Gross Debt School debt \$771,988.00 Self-liquidating debt. Other capital debt .. 84,200.00 TOTAL GROSS DEBT \$856,188.00 Per Capita Gross Debt \$193.80 Deductions for School debt \$657,283.00 Self-liquidating debt. Other capital debt .. TOTAL DEDUCTIONS 657,283.00 NET DEBT <u>\$198,905.00</u> Average Assessed Valuations Real Property 1950-1951-1952.. \$3,971,580.00 Per Cent of Net Debt 5.00 CURRENT FINANCES DECEMBER 31, 1952 Cash \$101,925.68 Taxes receivable 26,884.33 Tax title liens 7,731.42 Foreclosed property 6,050.00 Accounts receivable 2,708.13 State road aid receivable 18,230.00 Emergencies and deferred charges .. TOTAL ASSETS <u>\$163,529.56</u> Cash liabilities \$37,031.93 Reserves 43,373.88 Surplus revenue 83,123.75 TOTAL LIABILITIES AND SURPLUS <u>\$163,529.56</u> |
|---|---|

ROCKLEIGH BOROUGH—BERGEN COUNTY

Population Census, 1950—110

Land Area 1.0 sq. mi.

Net Valuation Taxable \$454,355

| | |
|--|--------------------|
| EXPENDITURES AND REQUIRED PAYMENTS FOR 1952 | |
| General Government | |
| Administrative and executive | \$3,375.00 |
| Assessment and collection of taxes | 725.00 |
| Finance Department | |
| Protection to Persons & Property | |
| Fire | 650.00 |
| Police | 135.00 |
| Other | |
| Streets and Roads | |
| Repairs and maintenance | 300.00 |
| Street lighting | 700.00 |
| Sanitation | |
| Street cleaning | |
| Garbage and ash removal | |
| Sewers | |
| Health and Charities | |
| Health service | 75.00 |
| Poor (including relief) | |
| Hospitals (aid and maintenance) | |
| Other | |
| Recreation | |
| Beaches and boardwalks | |
| Parks and playgrounds | |
| Other | |
| Educational | |
| (Exclusive of school districts) .. | |
| Unclassified Purposes | |
| (Including contingent) | |
| SUB-TOTAL—Municipal functions.. | \$5,960.00 |
| Per Capita—Municipal functions | \$54.18 |
| Capital imp'ts and capital imp't fund | \$270.00 |
| Debt Service | |
| Principal payments .. | |
| Interest payments .. | |
| Total | |
| Per Capita Debt Service | |
| Deferred Charges and Statutory Expenditures | |
| Emergencies | |
| Other deferred chgs. | \$205.50 |
| Total | 205.50 |
| TOTAL—Municipal expenditures .. | \$6,435.50 |
| Required Payments for Local School, County, and Special District Taxes | |
| | 8,701.53 |
| TOTAL EXPENDITURES AND REQUIRED PAYMENTS | \$15,137.03 |
| Reserve for uncollected taxes | \$1,200.00 |
| GRAND TOTAL—Budget | \$16,337.03 |
| RECEIPTS AND REVENUES REALIZED IN 1952 TO MEET EXPENDITURES AND REQUIRED PAYMENTS | |
| Surplus revenue appropriated | \$3,000.00 |
| Miscellaneous revenues realized .. | 1,717.88 |
| State aid revenues realized | 243.00 |
| Delinquent taxes including | |
| liens—1952 collections | 58.51 |
| current taxes—1952 collections.. | 12,069.87 |
| Emergency borrowings | |
| TOTAL RECEIPTS AND REVENUES REALIZED | \$17,089.26 |

CAPITAL OUTLAY—1952

| | |
|----------------------------------|-------|
| Beaches and boardwalks | |
| Buildings and equipment | |
| Parks and playgrounds | |
| Sewers | |
| Streets, roads and bridges | |
| Water supply | |
| Other | |

| | |
|------------------------------|---------------|
| Tax rate | \$2.66 |
| Local school tax rate | 1.10 |
| County tax rate | 0.81 |
| Local purpose tax rate | 0.75 |

TAXES

| | |
|------------------------------|------------|
| Local school tax ... | \$5,000.00 |
| County taxes | 3,701.53 |
| Special district taxes | |

| | |
|--------------------------|------------|
| Local purpose levy | \$8,701.53 |
| | 3,362.50 |

| | |
|--|--------------------|
| Total tax levy (tax duplicate) .. | \$12,064.03 |
|--|--------------------|

| | |
|--|-----------------|
| Per Capita Total Tax Levy | \$109.67 |
|--|-----------------|

| | |
|--|-------------|
| Current | |
| 1952 taxes levied (total) | \$12,085.83 |
| Collected in 1952 | 12,069.87 |
| Per cent of levy collected in 1952 ... | 99.87 |
| Transferred to liens | 15.96 |
| Cancelled, abated or adjusted | |
| Outstanding December 31, 1952 .. | |

| | |
|------------------------------------|---------|
| All Prior Years Outstanding | |
| Balance January 1, 1952 | \$58.51 |
| Collected in 1952 | 58.51 |
| Balance December 31, 1952 | |

| | |
|------------------------------------|----------|
| Tax Title Liens Outstanding | |
| Balance January 1, 1952 | \$303.05 |
| Redeemed by cash | |
| Balance December 31, 1952 | \$319.01 |

| | |
|---|----------|
| Property Acquired by Deed or Foreclosure | |
| Balance January 1, 1952 | \$600.00 |
| Sale for cash | |
| Balance December 31, 1952 | \$600.00 |

CAPITAL DEBT, DECEMBER 31, 1952

| | |
|-----------------------------|-------|
| Gross Debt | |
| School debt | |
| Self-liquidating debt | |
| Other capital debt .. | |

| | |
|------------------------------------|--------------|
| TOTAL GROSS DEBT | |
| Per Capita Gross Debt | |

| | |
|-----------------------------|-------|
| Deductions for | |
| School debt | |
| Self-liquidating debt | |
| Other capital debt .. | |

| | |
|-------------------------------|--------------|
| TOTAL DEDUCTIONS | |
| NET DEBT | |

| | |
|------------------------------------|--------------|
| Average Assessed Valuations | |
| Real Property 1950-1951-1952 .. | \$403,788.00 |
| Per Cent of Net Debt | |

| | |
|---|-------------|
| CURRENT FINANCES DECEMBER 31, 1952 | |
| Cash | \$23,164.83 |
| Taxes receivable | |
| Tax title liens | 319.01 |
| Foreclosed property | 600.00 |
| Accounts receivable | 36.10 |
| State road aid receivable | 243.00 |
| Emergencies and deferred charges .. | |

| | |
|---------------------------|--------------------|
| TOTAL ASSETS | \$24,362.94 |
|---------------------------|--------------------|

| | |
|------------------------|------------|
| Cash liabilities | \$1,201.49 |
| Reserves | 955.11 |
| Surplus revenue | 22,206.34 |

| | |
|--|--------------------|
| TOTAL LIABILITIES AND SURPLUS | \$24,362.94 |
|--|--------------------|

ROCKY HILL BOROUGH—SOMERSET COUNTY

Population Census, 1950—537

Land Area 1.1 sq. mi.

Net Valuation Taxable \$261,135

| | |
|--|--------------------|
| EXPENDITURES AND REQUIRED PAYMENTS FOR 1952 | |
| General Government | |
| Administrative and executive | \$2,045.30 |
| Assessment and collection of taxes | 495.00 |
| Finance Department | |
| Protection to Persons & Property | |
| Fire | 1,225.00 |
| Police | 325.00 |
| Other | |
| Streets and Roads | |
| Repairs and maintenance | 1,598.70 |
| Street lighting | 800.00 |
| Sanitation | |
| Street cleaning | |
| Garbage and ash removal | 592.00 |
| Sewers | |
| Health and Charities | |
| Health service | 30.00 |
| Poor (including relief) | 50.00 |
| Hospitals (aid and maintenance) .. | |
| Other | |
| Recreation | |
| Beaches and boardwalks | |
| Parks and playgrounds | |
| Other | |
| Educational | |
| (Exclusive of school districts) .. | |
| Unclassified Purposes | |
| (Including contingent) | 50.00 |
| SUB-TOTAL—Municipal functions.. | \$7,211.00 |
| Per Capita—Municipal functions | |
| Capital imp'ts and capital imp't fund | \$13.43 |
| Debt Service | |
| Principal payments .. | |
| Interest payments .. | |
| Total | |
| Per Capita Debt Service | |
| Deferred Charges and Statutory Expenditures | |
| Emergencies .. | |
| Other deferred chgs. | |
| Total | |
| TOTAL—Municipal expenditures .. | \$7,211.00 |
| Required Payments for Local School, County, and Special District Taxes | |
| | \$18,920.26 |
| TOTAL EXPENDITURES AND REQUIRED PAYMENTS | \$26,131.26 |
| Reserve for uncollected taxes | \$2,087.80 |
| GRAND TOTAL—Budget | \$28,219.06 |
| RECEIPTS AND REVENUES REALIZED IN 1952 TO MEET EXPENDITURES AND REQUIRED PAYMENTS | |
| Surplus revenue appropriated .. | \$1,600.00 |
| Miscellaneous revenues realized .. | 4,180.88 |
| State aid revenues realized | 1,628.00 |
| Delinquent taxes including | |
| liens—1952 collections | 1,297.01 |
| Current taxes—1952 collections .. | 19,359.42 |
| Emergency borrowings | |
| TOTAL RECEIPTS AND REVENUES REALIZED | \$28,065.31 |

CAPITAL OUTLAY—1952

| | |
|----------------------------------|-------|
| Beaches and boardwalks | |
| Buildings and equipment | |
| Parks and playgrounds | |
| Sewers | |
| Streets, roads and bridges | |
| Water supply | |
| Other | |

| | |
|------------------------------|---------------|
| Tax rate | \$7.70 |
| Local school tax rate | 6.30 |
| County tax rate | 0.94 |
| Local purpose tax rate | 0.46 |

TAXES

| | | |
|--|-------------|--------------------|
| Local school tax ... | \$16,456.13 | |
| County taxes | 2,464.13 | |
| Special district taxes | | |
| Local purpose levy | | \$18,920.26 |
| | | 1,174.80 |
| Total tax levy (tax duplicate) .. | | \$20,095.06 |

Per Capita Total Tax Levy **\$37.42**

| | |
|---------------------------------------|-------------|
| Current | |
| 1952 taxes levied (total) | \$20,227.82 |
| Collected in 1952 | 19,359.42 |
| Per cent of levy collected in 1952 .. | 95.70 |
| Transferred to liens | 38.50 |
| Cancelled, abated or adjusted .. | 30.80 |
| Outstanding December 31, 1952 .. | \$799.10 |

| | |
|------------------------------------|------------|
| All Prior Years Outstanding | |
| Balance January 1, 1952 | \$1,385.54 |
| Collected in 1952 | 1,297.01 |
| Balance December 31, 1952 | \$88.53 |

| | |
|------------------------------------|------------|
| Tax Title Liens Outstanding | |
| Balance January 1, 1952 | \$1,661.05 |
| Redeemed by cash | |
| Balance December 31, 1952 | \$1,699.55 |

| | |
|---|-------|
| Property Acquired by Deed or Foreclosure | |
| Balance January 1, 1952 | |
| Sale for cash | |
| Balance December 31, 1952 | |

CAPITAL DEBT, DECEMBER 31, 1952

| | |
|------------------------------------|--------------------|
| Gross Debt | |
| School debt | \$7,000.00 |
| Self-liquidating debt .. | 21,000.00 |
| Other capital debt .. | |
| TOTAL GROSS DEBT | \$28,000.00 |
| Per Capita Gross Debt | \$52.14 |

| | |
|-------------------------------|------------------|
| Deductions for | |
| School debt | \$7,000.00 |
| Self-liquidating debt .. | 21,000.00 |
| Other capital debt .. | |
| TOTAL DEDUCTIONS | 28,000.00 |
| NET DEBT | |

| | |
|------------------------------------|--------------|
| Average Assessed Valuations | |
| Real Property 1950-1951-1952 .. | \$240,083.00 |
| Per Cent of Net Debt | |

CURRENT FINANCES DECEMBER 31, 1952

| | |
|-------------------------------------|--------------------|
| Cash | \$10,025.88 |
| Taxes receivable | 887.63 |
| Tax title liens | 1,699.55 |
| Foreclosed property | 226.44 |
| Accounts receivable | |
| State road aid receivable .. | |
| Emergencies and deferred charges .. | |
| TOTAL ASSETS | \$12,839.50 |

| | |
|--|--------------------|
| Cash liabilities | \$7,621.18 |
| Reserves | 2,813.62 |
| Surplus revenue | 2,404.70 |
| TOTAL LIABILITIES AND SURPLUS | \$12,839.50 |

ROOSEVELT BOROUGH—MONMOUTH COUNTY

Population Census, 1950—720

Land Area 1.94 sq. mi.

Net Valuation Taxable \$498,195

| | |
|--|--------------------|
| EXPENDITURES AND REQUIRED PAYMENTS FOR 1952 | |
| General Government | |
| Administrative and executive | \$5,625.00 |
| Assessment and collection of taxes | 1,500.00 |
| Finance Department | |
| Protection to Persons & Property | |
| Fire | 1,500.00 |
| Police | 950.00 |
| Other | |
| Streets and Roads | |
| Repairs and maintenance | 2,865.00 |
| Street lighting | 800.00 |
| Sanitation | |
| Street cleaning | |
| Garbage and ash removal | 4,200.00 |
| Sewers | |
| Health and Charities | |
| Health service | 50.00 |
| Poor (including relief) | |
| Hospitals (aid and maintenance) | 150.00 |
| Other | |
| Recreation | |
| Beaches and boardwalks | |
| Parks and playgrounds | |
| Other | |
| Educational (Exclusive of school districts) .. | |
| | |
| Unclassified Purposes (Including contingent) | |
| | 50.00 |
| SUB-TOTAL—Municipal functions.. | \$17,690.00 |
| Per Capita—Municipal functions | \$24.57 |
| Capital imp'ts and capital imp't fund | \$3,000.00 |
| Debt Service | |
| Principal payments | |
| Interest payments .. | \$25.00 |
| Total | 25.00 |
| Per Capita Debt Service | |
| | \$0.03 |
| Deferred Charges and Statutory Expenditures | |
| Emergencies | |
| Other deferred chgs. | |
| Total | |
| TOTAL—Municipal expenditures | \$20,715.00 |
| Required Payments for Local School, County, and Special District Taxes | |
| | 41,798.20 |
| TOTAL EXPENDITURES AND REQUIRED PAYMENTS | \$62,513.20 |
| Reserve for uncollected taxes | \$6,000.00 |
| GRAND TOTAL—Budget | \$68,513.20 |
| RECEIPTS AND REVENUES REALIZED IN 1952 TO MEET EXPENDITURES AND REQUIRED PAYMENTS | |
| Surplus revenue appropriated .. | \$10,000.00 |
| Miscellaneous revenues realized .. | 4,971.31 |
| State aid revenues realized | 328.00 |
| Delinquent taxes including | |
| liens—1952 collections | 292.11 |
| Current taxes—1952 collections .. | 53,635.90 |
| Emergency borrowings | |
| TOTAL RECEIPTS AND REVENUES REALIZED | \$60,227.32 |
| CAPITAL OUTLAY—1952 | |
| Beaches and boardwalks | |
| Buildings and equipment | |
| Parks and playgrounds | |
| Sewers | |
| Streets, roads and bridges | |
| Water supply | |
| Other | |

| | |
|---|--------------------|
| Tax rate | \$10.88 |
| Local school tax rate | 6.82 |
| County tax rate | 1.57 |
| Local purpose tax rate | 2.49 |
| TAXES | |
| Local school tax ... | \$33,998.27 |
| County taxes | 7,799.93 |
| Special district taxes | |
| Local purpose levy | \$41,798.20 |
| | 12,367.00 |
| Total tax levy (tax duplicate) .. | \$54,165.20 |
| Per Capita Total Tax Levy | |
| | \$75.23 |
| Current | |
| 1952 taxes levied (total) | \$53,882.34 |
| Collected in 1952 | 53,635.90 |
| Per cent of levy collected in 1952 ... | 99.54 |
| Transferred to liens | |
| Cancelled, abated or adjusted | |
| Outstanding December 31, 1952 .. | \$246.44 |
| All Prior Years Outstanding | |
| Balance January 1, 1952 | \$292.84 |
| Collected in 1952 | 292.11 |
| Balance December 31, 1952 | |
| Tax Title Liens Outstanding | |
| Balance January 1, 1952 | |
| Redeemed by cash | |
| Balance December 31, 1952 | |
| Property Acquired by Deed or Foreclosure | |
| Balance January 1, 1952 | |
| Sale for cash | |
| Balance December 31, 1952 | |
| CAPITAL DEBT, DECEMBER 31, 1952 | |
| Gross Debt | |
| School debt | |
| Self-liquidating debt. | |
| Other capital debt .. | |
| TOTAL GROSS DEBT | |
| Per Capita Gross Debt | |
| Deductions for | |
| School debt | |
| Self-liquidating debt. | |
| Other capital debt .. | |
| TOTAL DEDUCTIONS | |
| NET DEBT | |
| Average Assessed Valuations | |
| Real Property 1950-1951-1952 .. | \$463,945.00 |
| Per Cent of Net Debt | |
| CURRENT FINANCES DECEMBER 31, 1952 | |
| Cash | \$25,669.59 |
| Taxes receivable | 292.84 |
| Tax title liens | |
| Foreclosed property | |
| Accounts receivable | 38.50 |
| State road aid receivable | |
| Emergencies and deferred charges .. | |
| TOTAL ASSETS | \$26,000.93 |
| Cash liabilities | \$2,702.21 |
| Reserves | 331.34 |
| Surplus revenue | 22,967.38 |
| TOTAL LIABILITIES AND SURPLUS | \$26,000.93 |

ROSELAND BOROUGH—ESSEX COUNTY

Population Census, 1950—2,019 Land Area 3.5 sq. mi. Net Valuation Taxable \$3,408,721

| | |
|--|---------------------|
| EXPENDITURES AND REQUIRED PAYMENTS FOR 1952 | |
| General Government | |
| Administrative and executive | \$13,620.00 |
| Assessment and collection of taxes | 6,200.00 |
| Finance Department | |
| Protection to Persons & Property | |
| Fire | 7,570.00 |
| Police | 29,987.09 |
| Other | |
| Streets and Roads | |
| Repairs and maintenance | 5,600.00 |
| Street lighting | 4,400.00 |
| Sanitation | |
| Street cleaning | |
| Garbage and ash removal | 6,972.91 |
| Sewers | |
| Health and Charities | |
| Health service | 2,675.00 |
| Poor (including relief) | 1,275.00 |
| Hospitals (aid and maintenance) | |
| Other | 450.00 |
| Recreation | |
| Beaches and boardwalks | |
| Parks and playgrounds | |
| Other | 1,400.00 |
| Educational | |
| (Exclusive of school districts) .. | |
| Unclassified Purposes | |
| (Including contingent) | 950.09 |
| SUB-TOTAL—Municipal functions.. | \$81,100.09 |
| Per Capita—Municipal functions | |
| Capital imp'ts and capital imp't fund | \$40.17 |
| Debt Service | |
| Principal payments .. | \$4,000.00 |
| Interest payments .. | 320.00 |
| Total | \$4,320.00 |
| Per Capita Debt Service | |
| Deferred Charges and Statutory Expenditures | \$2.14 |
| Emergencies | |
| Other deferred chgs. .. | \$3,526.50 |
| Total | 3,526.50 |
| TOTAL—Municipal expenditures .. | \$88,946.59 |
| Required Payments for Local School, County, and Special District Taxes | |
| TOTAL EXPENDITURES AND REQUIRED PAYMENTS | \$228,849.95 |
| Reserve for uncollected taxes | \$10,186.08 |
| GRAND TOTAL—Budget | \$239,036.03 |
| RECEIPTS AND REVENUES REALIZED IN 1952 TO MEET EXPENDITURES AND REQUIRED PAYMENTS | |
| Surplus revenue appropriated .. | \$16,000.00 |
| Miscellaneous revenues realized .. | 83,078.57 |
| State aid revenues realized | 1,578.00 |
| Delinquent taxes including | |
| liens—1952 collections | 5,894.66 |
| Current taxes—1952 collections .. | 137,789.71 |
| Emergency borrowings | |
| TOTAL RECEIPTS AND REVENUES REALIZED | \$244,340.94 |

CAPITAL OUTLAY—1952

| | |
|----------------------------------|------------|
| Beaches and boardwalks | |
| Buildings and equipment | |
| Parks and playgrounds | |
| Sewers | |
| Streets, roads and bridges | \$3,029.67 |
| Water supply | |
| Other | |

| | |
|---|---------------------|
| Tax rate | \$4.24 |
| Local school tax rate | 3.06 |
| County tax rate | 1.04 |
| Local purpose tax rate | 0.14 |
| TAXES | |
| Local school tax ... | \$104,340.91 |
| County taxes | 35,562.45 |
| Special district taxes | |
| Local purpose levy | \$139,903.36 |
| | 4,519.58 |
| Total tax levy (tax duplicate) .. | \$144,422.94 |
| Per Capita Total Tax Levy | |
| | \$71.53 |
| Current | |
| 1952 taxes levied (total) | \$145,394.73 |
| Collected in 1952 | 137,789.71 |
| Per cent of levy collected in 1952 ... | 94.76 |
| Transferred to liens | 585.12 |
| Cancelled, abated or adjusted .. | 688.30 |
| Outstanding December 31, 1952 .. | \$6,331.60 |
| All Prior Years Outstanding | |
| Balance January 1, 1952 | \$6,224.75 |
| Collected in 1952 | 5,750.14 |
| Balance December 31, 1952 | \$410.81 |
| Tax Title Liens Outstanding | |
| Balance January 1, 1952 | \$5,949.34 |
| Redeemed by cash | 144.52 |
| Balance December 31, 1952 | \$6,389.94 |
| Property Acquired by Deed or Foreclosure | |
| Balance January 1, 1952 | |
| Sale for cash | |
| Balance December 31, 1952 | |

CAPITAL DEBT, DECEMBER 31, 1952

| | |
|------------------------------------|---------------------|
| Gross Debt | |
| School debt | \$159,000.00 |
| Self-liquidating debt .. | 6,000.00 |
| Other capital debt .. | 34,700.00 |
| TOTAL GROSS DEBT | \$199,700.00 |
| Per Capita Gross Debt | |
| | \$98.91 |
| Deductions for | |
| School debt | \$159,000.00 |
| Self-liquidating debt .. | |
| Other capital debt .. | |
| TOTAL DEDUCTIONS | 159,000.00 |
| NET DEBT | \$40,700.00 |

| | |
|------------------------------------|----------------|
| Average Assessed Valuations | |
| Real Property 1950-1951-1952 .. | \$2,980,488.00 |
| Per Cent of Net Debt | 1.36 |

CURRENT FINANCES DECEMBER 31, 1952

| | |
|--|--------------------|
| Cash | \$69,439.40 |
| Taxes receivable | 6,742.41 |
| Tax title liens | 6,389.94 |
| Foreclosed property | |
| Accounts receivable | 999.91 |
| State road aid receivable | |
| Emergencies and deferred charges .. | |
| TOTAL ASSETS | \$83,571.66 |
| Cash liabilities | \$12,216.11 |
| Reserves | 14,132.26 |
| Surplus revenue | 57,223.29 |
| TOTAL LIABILITIES AND SURPLUS | \$83,571.66 |

ROSELLE BOROUGH—UNION COUNTY

Population Census, 1950—17,681

Land Area 2.7 sq. mi.

Net Valuation Taxable \$21,687,050

| | |
|--|-----------------------|
| EXPENDITURES AND REQUIRED PAYMENTS FOR 1952 | |
| General Government | |
| Administrative and executive | \$74,001.10 |
| Assessment and collection of taxes | 25,770.00 |
| Finance Department | |
| Protection to Persons & Property | |
| Fire | 99,901.63 |
| Police | 160,793.62 |
| Other | 8,708.90 |
| Streets and Roads | |
| Repairs and maintenance | 82,139.00 |
| Street lighting | 20,000.00 |
| Sanitation | |
| Street cleaning | 17,322.00 |
| Garbage and ash removal | 70,000.00 |
| Sewers | 21,947.00 |
| Health and Charities | |
| Health service | 17,645.00 |
| Poor (including relief) | 5,140.00 |
| Hospitals (aid and maintenance) | |
| Other | |
| Recreation | |
| Beaches and boardwalks | |
| Parks and playgrounds | |
| Other | 4,000.00 |
| Educational | |
| (Exclusive of school districts) | 23,965.00 |
| Unclassified Purposes | |
| (Including contingent) | 23,859.00 |
| SUB-TOTAL—Municipal functions.. | \$655,192.25 |
| Per Capita—Municipal functions | |
| Capital imp'ts and capital imp't fund | \$37.06 |
| Debt Service | \$34,000.00 |
| Principal payments | \$81,000.00 |
| Interest payments | 10,179.00 |
| Total | 91,179.00 |
| Per Capita Debt Service | |
| | \$5.16 |
| Deferred Charges and Statutory Expenditures | |
| Emergencies | |
| Other deferred chgs. | \$34,443.50 |
| Total | 34,443.50 |
| TOTAL—Municipal expenditures | \$814,814.75 |
| Required Payments for Local School, County, and Special District Taxes | |
| | 774,902.52 |
| TOTAL EXPENDITURES AND REQUIRED PAYMENTS | \$1,589,717.27 |
| Reserve for uncollected taxes | \$105,094.32 |
| GRAND TOTAL—Budget | \$1,694,811.59 |
| RECEIPTS AND REVENUES REALIZED IN 1952 TO MEET EXPENDITURES AND REQUIRED PAYMENTS | |
| Surplus revenue appropriated | \$193,000.00 |
| Miscellaneous revenues realized | 158,277.11 |
| State aid revenues realized | 18,396.26 |
| Delinquent taxes including | |
| liens—1952 collections | 34,362.49 |
| current taxes—1952 collections | 1,285,124.01 |
| Emergency borrowings | |
| TOTAL RECEIPTS AND REVENUES REALIZED | \$1,689,159.87 |
| CAPITAL OUTLAY—1952 | |
| Beaches and boardwalks | |
| Buildings and equipment | |
| Parks and playgrounds | |
| Sewers | |
| Streets, roads and bridges | \$19,924.65 |
| Water supply | |
| Other | |

| | |
|---|-----------------------|
| Tax rate | \$6.04 |
| Local school tax rate | 2.73 |
| County tax rate | 0.84 |
| Local purpose tax rate | 2.47 |
| TAXES | |
| Local school tax .. | \$592,138.80 |
| County taxes | 182,763.72 |
| Special district taxes | |
| | \$774,902.52 |
| Local purpose levy | 537,200.19 |
| Total tax levy (tax duplicate) .. | \$1,312,102.71 |
| Per Capita Total Tax Levy | |
| | \$74.21 |
| Current | |
| 1952 taxes levied (total) | \$1,351,146.53 |
| Collected in 1952 | 1,285,124.01 |
| Per cent of levy collected in 1952 | 95.11 |
| Transferred to liens | 24,570.35 |
| Cancelled, abated or adjusted | 304.84 |
| Outstanding December 31, 1952 .. | \$41,147.33 |
| All Prior Years Outstanding | |
| Balance January 1, 1952 | \$59,779.45 |
| Collected in 1952 | 31,133.97 |
| Balance December 31, 1952 | \$27,953.99 |
| Tax Title Liens Outstanding | |
| Balance January 1, 1952 | \$404,101.69 |
| Redeemed by cash | 3,228.52 |
| Balance December 31, 1952 | \$390,674.55 |
| Property Acquired by Deed or Foreclosure | |
| Balance January 1, 1952 | \$233,956.83 |
| Sale for cash | 81,960.80 |
| Balance December 31, 1952 | \$206,095.03 |
| CAPITAL DEBT, DECEMBER 31, 1952 | |
| Gross Debt | |
| School debt | \$1,420,700.00 |
| Self-liquidating debt | |
| Other capital debt | 388,000.00 |
| TOTAL GROSS DEBT | \$1,808,700.00 |
| Per Capita Gross Debt | |
| | \$102.30 |
| Deductions for | |
| School debt | \$1,420,700.00 |
| Self-liquidating debt | |
| Other capital debt | |
| TOTAL DEDUCTIONS | 1,420,700.00 |
| NET DEBT | \$388,000.00 |
| Average Assessed Valuations | |
| Real Property 1950-1951-1952.. | \$18,914,558.00 |
| Per Cent of Net Debt | 2.05 |
| CURRENT FINANCES DECEMBER 31, 1952 | |
| Cash | \$322,531.78 |
| Taxes receivable | 69,101.32 |
| Tax title liens | 390,674.55 |
| Foreclosed property | 206,095.03 |
| Accounts receivable | |
| State road aid receivable | 12,914.95 |
| Emergencies and deferred charges | |
| TOTAL ASSETS | \$1,001,317.63 |
| Cash liabilities | \$69,140.16 |
| Reserves | 665,870.90 |
| Surplus revenue | 266,306.57 |
| TOTAL LIABILITIES AND SURPLUS | \$1,001,317.63 |

ROSELLE PARK BOROUGH—UNION COUNTY

Population Census, 1950—11,537

Land Area 1.3 sq. mi.

Net Valuation Taxable \$14,046,998

| | |
|--|---------------------|
| EXPENDITURES AND REQUIRED PAYMENTS FOR 1952 | |
| General Government | |
| Administrative and executive | \$39,400.00 |
| Assessment and collection of taxes | 19,900.00 |
| Finance Department | |
| Protection to Persons & Property | |
| Fire | 26,800.00 |
| Police | 92,750.00 |
| Other | |
| Streets and Roads | |
| Repairs and maintenance | 42,800.00 |
| Street lighting | 14,000.00 |
| Sanitation | |
| Street cleaning | |
| Garbage and ash removal | 26,600.00 |
| Sewers | 18,200.00 |
| Health and Charities | |
| Health service | 8,650.00 |
| Poor (including relief) | 5,570.00 |
| Hospitals (aid and maintenance) .. | |
| Other | |
| Recreation | |
| Beaches and boardwalks | |
| Parks and playgrounds | |
| Other | |
| Educational | |
| (Exclusive of school districts) .. | 7,200.00 |
| Unclassified Purposes | |
| (Including contingent) | 14,925.00 |
| SUB-TOTAL—Municipal functions.. | \$316,795.00 |

| | |
|---|----------------|
| Per Capita—Municipal functions | \$27.46 |
| Capital imp'ts and capital imp't fund | \$33,100.00 |
| Debt Service | |
| Principal payments .. | \$43,000.00 |
| Interest payments .. | 10,412.50 |

| | |
|--------------------------------------|------------------|
| Total | 53,412.50 |
| Per Capita Debt Service | \$4.63 |

| | |
|--|------------------|
| Deferred Charges and Statutory Expenditures | |
| Emergencies | |
| Other deferred chgs. .. | \$13,359.50 |
| Total | 13,359.50 |

| | |
|--|---------------------|
| TOTAL—Municipal expenditures .. | \$416,667.00 |
|--|---------------------|

| | |
|---|-------------------|
| Required Payments for Local School, County, and Special District Taxes | 546,894.30 |
|---|-------------------|

| | |
|---|---------------------|
| TOTAL EXPENDITURES AND REQUIRED PAYMENTS | \$963,561.30 |
|---|---------------------|

| | |
|-------------------------------------|-------------|
| Reserve for uncollected taxes | \$84,497.52 |
|-------------------------------------|-------------|

| | |
|---------------------------------|-----------------------|
| GRAND TOTAL—Budget | \$1,048,058.82 |
|---------------------------------|-----------------------|

| | |
|--|-------------|
| RECEIPTS AND REVENUES REALIZED IN 1952 TO MEET EXPENDITURES AND REQUIRED PAYMENTS | |
| Surplus revenue appropriated .. | \$90,000.00 |
| Miscellaneous revenues realized .. | 137,023.91 |
| State aid revenues realized | 12,168.00 |

| | |
|----------------------------------|------------|
| Delinquent taxes including | |
| liens—1952 collections | 22,898.71 |
| Current taxes—1952 collections.. | 828,121.14 |
| Emergency borrowings | |

| | |
|---|-----------------------|
| TOTAL RECEIPTS AND REVENUES REALIZED | \$1,090,211.76 |
|---|-----------------------|

CAPITAL OUTLAY—1952

| | |
|----------------------------------|------------|
| Beaches and boardwalks | |
| Buildings and equipment | |
| Parks and playgrounds | |
| Sewers | \$2,266.46 |
| Streets, roads and bridges | 15,948.74 |
| Water supply | |
| Other | 100.00 |

| | |
|------------------------------|---------------|
| Tax rate | \$5.99 |
| Local school tax rate | 3.05 |
| County tax rate | 0.84 |
| Local purpose tax rate | 2.10 |

TAXES

| | | |
|--|---------------------|--|
| Local school tax ... | \$428,378.70 | |
| County taxes | 118,515.60 | |
| Special district taxes | | |
| Local purpose levy | 297,196.52 | |
| Total tax levy (tax duplicate) .. | \$844,090.82 | |

| | |
|--|----------------|
| Per Capita Total Tax Levy | \$73.16 |
|--|----------------|

| | |
|--|--------------|
| Current | |
| 1952 taxes levied (total) | \$851,565.76 |
| Collected in 1952 | 328,121.14 |
| Per cent of levy collected in 1952 | 97.24 |
| Transferred to liens | 1,909.55 |
| Cancelled, abated or adjusted .. | 1,394.27 |
| Outstanding December 31, 1952 .. | \$20,140.80 |

| | |
|------------------------------------|-------------|
| All Prior Years Outstanding | |
| Balance January 1, 1952 | \$26,345.70 |
| Collected in 1952 | 22,898.98 |
| Balance December 31, 1952 | \$3,027.44 |

| | |
|------------------------------------|-------------|
| Tax Title Liens Outstanding | |
| Balance January 1, 1952 | \$95,540.70 |
| Redeemed by cash | 33.48 |
| Balance December 31, 1952 | \$36,828.92 |

| | |
|---|-------------|
| Property Acquired by Deed or Foreclosure | |
| Balance January 1, 1952 | \$82,050.00 |
| Sale for cash | 35,917.00 |
| Balance December 31, 1952 | \$89,100.00 |

CAPITAL DEBT, DECEMBER 31, 1952

| | |
|--------------------------|--------------|
| Gross Debt | |
| School debt | \$541,500.00 |
| Self-liquidating debt .. | |
| Other capital debt .. | 261,275.00 |

| | |
|-------------------------------|---------------------|
| TOTAL GROSS DEBT | \$802,775.00 |
|-------------------------------|---------------------|

| | |
|------------------------------------|----------------|
| Per Capita Gross Debt | \$69.58 |
|------------------------------------|----------------|

| | |
|--------------------------|--------------|
| Deductions for | |
| School debt | \$541,500.00 |
| Self-liquidating debt .. | |
| Other capital debt .. | 2,023.00 |

| | |
|-------------------------------|-------------------|
| TOTAL DEDUCTIONS | 543,523.00 |
|-------------------------------|-------------------|

| | |
|-----------------------|---------------------|
| NET DEBT | \$259,252.00 |
|-----------------------|---------------------|

| | |
|------------------------------------|-----------------|
| Average Assessed Valuations | |
| Real Property 1950-1951-1952.. | \$13,018,223.00 |
| Per Cent of Net Debt | 1.99 |

CURRENT FINANCES DECEMBER 31, 1952

| | |
|-------------------------------------|--------------|
| Cash | \$339,653.38 |
| Taxes receivable | 23,168.24 |
| Tax title liens | 36,828.92 |
| Foreclosed property | 89,100.00 |
| Accounts receivable | 1,511.06 |
| State road aid receivable .. | 11,830.00 |
| Emergencies and deferred charges .. | |

| | |
|---------------------------|---------------------|
| TOTAL ASSETS | \$502,091.60 |
|---------------------------|---------------------|

| | |
|------------------------|-------------|
| Cash liabilities | \$78,986.92 |
| Reserves | 150,608.22 |
| Surplus revenue | 272,496.46 |

| | |
|--|---------------------|
| TOTAL LIABILITIES AND SURPLUS | \$502,091.60 |
|--|---------------------|

ROXBURY TOWNSHIP—MORRIS COUNTY

Population Census, 1950—5,707

Land Area 21.0 sq. mi.

Net Valuation Taxable \$5,378,244

| | |
|--|---------------------|
| EXPENDITURES AND REQUIRED PAYMENTS FOR 1952 | |
| General Government | |
| Administrative and executive | \$25,750.00 |
| Assessment and collection of taxes | 5,900.00 |
| Finance Department | 1,425.00 |
| Protection to Persons & Property | |
| Fire | 8,216.00 |
| Police | 28,250.00 |
| Other | |
| Streets and Roads | |
| Repairs and maintenance | 38,787.77 |
| Street lighting | 7,300.00 |
| Sanitation | |
| Street cleaning | |
| Garbage and ash removal | 4,666.67 |
| Sewers | |
| Health and Charities | |
| Health service | 3,000.00 |
| Poor (including relief) | 2,350.00 |
| Hospitals (aid and maintenance) | 1,800.00 |
| Other | |
| Recreation | |
| Beaches and boardwalks | |
| Parks and playgrounds | 500.00 |
| Other | |
| Educational | |
| (Exclusive of school districts) .. | |
| Unclassified Purposes | |
| (Including contingent) | 1,100.00 |
| SUB-TOTAL—Municipal functions.. | \$129,045.44 |
| Per Capita—Municipal functions | |
| Capital imp'ts and capital imp't fund | \$22.61 |
| Debt Service | \$8,444.44 |
| Principal payments | \$5,000.00 |
| Interest payments | 1,768.75 |
| Total | 6,768.75 |
| Per Capita Debt Service | |
| Defered Charges and Statutory Expenditures | \$1.19 |
| Emergencies | |
| Other deferred chgs. | |
| Total | |
| TOTAL—Municipal expenditures ... | \$144,258.63 |
| Required Payments for Local School, County, and Special District Taxes | |
| 290,608.47 | |
| TOTAL EXPENDITURES AND REQUIRED PAYMENTS | \$434,867.10 |
| Reserve for uncollected taxes | \$44,373.54 |
| GRAND TOTAL—Budget | \$479,240.64 |
| RECEIPTS AND REVENUES REALIZED IN 1952 TO MEET EXPENDITURES AND REQUIRED PAYMENTS | |
| Surplus revenue appropriated .. | \$47,500.00 |
| Miscellaneous revenues realized .. | 47,658.91 |
| State aid revenues realized | 11,177.00 |
| Delinquent taxes including | |
| liens—1952 collections | 29,798.79 |
| Current taxes—1952 collections .. | 335,786.04 |
| Emergency borrowings | |
| TOTAL RECEIPTS AND REVENUES REALIZED | \$471,920.74 |
| CAPITAL OUTLAY—1952 | |
| Beaches and boardwalks | |
| Buildings and equipment | \$12,780.00 |
| Parks and playgrounds | |
| Sewers | |
| Streets, roads and bridges | |
| Water supply | |
| Other | |

| | |
|---|---------------------|
| Tax rate | \$6.65 |
| Local school tax rate | 4.34 |
| County tax rate | 1.06 |
| Local purpose tax rate | 1.25 |
| TAXES | |
| Local school tax ... | \$233,285.00 |
| County taxes | 57,323.47 |
| Special district taxes | |
| Local purpose levy | \$290,608.47 |
| Total tax levy (tax duplicate) .. | \$357,571.64 |
| Per Capita Total Tax Levy | \$62.65 |
| Current | |
| 1952 taxes levied (total) | \$364,479.69 |
| Collected in 1952 | 335,786.04 |
| Per cent of levy collected in 1952 ... | 92.12 |
| Transferred to liens | 578.63 |
| Cancelled, abated or adjusted | 334.00 |
| Outstanding December 31, 1952 .. | \$27,781.02 |
| All Prior Years Outstanding | |
| Balance January 1, 1952 | \$34,881.36 |
| Collected in 1952 | 27,878.85 |
| Balance December 31, 1952 | \$6,779.97 |
| Tax Title Liens Outstanding | |
| Balance January 1, 1952 | \$6,656.29 |
| Redeemed by cash | 1,890.54 |
| Balance December 31, 1952 | \$5,410.91 |
| Property Acquired by Deed or Foreclosure | |
| Balance January 1, 1952 | \$2,710.00 |
| Sale for cash | 250.00 |
| Balance December 31, 1952 | \$2,810.00 |
| CAPITAL DEBT, DECEMBER 31, 1952 | |
| Gross Debt | |
| School debt | \$308,000.00 |
| Self-liquidating debt | |
| Other capital debt .. | 79,000.00 |
| TOTAL GROSS DEBT | \$387,000.00 |
| Per Capita Gross Debt | \$67.81 |
| Deductions for | |
| School debt | \$308,000.00 |
| Self-liquidating debt | |
| Other capital debt .. | |
| TOTAL DEDUCTIONS | 308,000.00 |
| NET DEBT | \$79,000.00 |
| Average Assessed Valuations | |
| Real Property 1950-1951-1952 .. | \$4,047,780.00 |
| Per Cent of Net Debt | 1.95 |
| CURRENT FINANCES DECEMBER 31, 1952 | |
| Cash | \$103,256.05 |
| Taxes receivable | 34,560.99 |
| Tax title liens | 5,410.91 |
| Foreclosed property | 2,810.00 |
| Accounts receivable | 840.39 |
| State road aid receivable | 13,000.00 |
| Emergencies and deferred charges .. | |
| TOTAL ASSETS | \$159,878.34 |
| Cash liabilities | \$29,090.50 |
| Reserves | 43,622.29 |
| Surplus revenue | 87,165.55 |
| TOTAL LIABILITIES AND SURPLUS | \$159,878.34 |

RUMSON BOROUGH—MONMOUTH COUNTY

Population Census, 1950—4,044

Land Area 3.3 sq. mi.

Net Valuation Taxable \$7,240,510

| | |
|--|---------------------|
| EXPENDITURES AND REQUIRED PAYMENTS FOR 1952 | |
| General Government | |
| Administrative and executive | \$27,741.96 |
| Assessment and collection of taxes | 6,723.75 |
| Finance Department | |
| Protection to Persons & Property | |
| Fire | 17,209.79 |
| Police | 43,210.02 |
| Other | |
| Streets and Roads | |
| Repairs and maintenance | 41,009.91 |
| Street lighting | 10,800.00 |
| Sanitation | |
| Street cleaning | |
| Garbage and ash removal | 23,320.00 |
| Sewers | |
| Health and Charities | |
| Health service | 2,283.19 |
| Poor (including relief) | 2,255.60 |
| Hospitals (aid and maintenance) .. | |
| Other | |
| Recreation | |
| Beaches and boardwalks | |
| Parks and playgrounds | 2,676.65 |
| Other | |
| Educational | |
| (Exclusive of school districts) .. | 500.00 |
| Unclassified Purposes | |
| (Including contingent) | 19,313.03 |
| SUB-TOTAL—Municipal functions.. | \$197,043.90 |
| Per Capita—Municipal functions | |
| Capital imp'ts and capital imp't fund | \$48.73 |
| Debt Service | \$25,993.65 |
| Principal payments .. | \$750.00 |
| Interest payments .. | 1,091.37 |
| Total | 1,841.37 |
| Per Capita Debt Service | |
| Deferred Charges and Statutory Expenditures | \$0.46 |
| Emergencies | \$539.18 |
| Other deferred chgs. | 9,156.00 |
| Total | 9,695.18 |
| TOTAL—Municipal expenditures ... | \$234,574.10 |
| Required Payments for Local School, County, and Special District Taxes | |
| TOTAL EXPENDITURES AND REQUIRED PAYMENTS | \$538,461.47 |
| Reserve for uncollected taxes | \$39,763.83 |
| GRAND TOTAL—Budget | \$578,225.30 |
| RECEIPTS AND REVENUES REALIZED IN 1952 TO MEET EXPENDITURES AND REQUIRED PAYMENTS | |
| Surplus revenue appropriated .. | \$35,000.00 |
| Miscellaneous revenues realized .. | 52,896.18 |
| State aid revenues realized | 5,115.00 |
| Delinquent taxes including | |
| liens—1952 collections | 21,930.35 |
| Current taxes—1952 collections .. | 466,368.40 |
| Emergency borrowings | |
| TOTAL RECEIPTS AND REVENUES REALIZED | \$581,309.93 |

CAPITAL OUTLAY—1952

| | |
|----------------------------------|------------|
| Beaches and boardwalks | |
| Buildings and equipment | \$2,829.83 |
| Parks and playgrounds | |
| Sewers | |
| Streets, roads and bridges | |
| Water supply | |
| Other | |

| | |
|------------------------------|---------------|
| Tax rate | \$6.65 |
| Local school tax rate | 2.60 |
| County tax rate | 1.60 |
| Local purpose tax rate | 2.45 |

TAXES

| | | |
|--|---------------------|---------------------|
| Local school tax ... | \$188,058.50 | |
| County taxes | 115,828.87 | |
| Special district taxes | | |
| Local purpose levy | \$303,887.37 | |
| Total tax levy (tax duplicate) .. | 176,981.53 | \$480,868.90 |

| | |
|--|-----------------|
| Per Capita Total Tax Levy | \$118.91 |
|--|-----------------|

| | |
|--|--------------|
| Current | |
| 1952 taxes levied (total) | \$487,378.52 |
| Collected in 1952 | 466,368.40 |
| Per cent of levy collected in 1952 ... | 95.68 |
| Transferred to liens | 23.24 |
| Cancelled, abated or adjusted .. | 2,244.85 |
| Outstanding December 31, 1952 .. | \$18,742.03 |

| | |
|------------------------------------|-------------|
| All Prior Years Outstanding | |
| Balance January 1, 1952 | \$24,431.67 |
| Collected in 1952 | 21,589.68 |
| Balance December 31, 1952 | \$2,841.99 |

| | |
|------------------------------------|----------|
| Tax Title Liens Outstanding | |
| Balance January 1, 1952 | \$501.20 |
| Redeemed by cash | 340.67 |
| Balance December 31, 1952 | \$160.53 |

| | |
|---|-------|
| Property Acquired by Deed or Foreclosure | |
| Balance January 1, 1952 | |
| Sale for cash | |
| Balance December 31, 1952 | |

CAPITAL DEBT, DECEMBER 31, 1952

| | |
|------------------------------------|---------------------|
| Gross Debt | |
| School debt | \$56,000.00 |
| Self-liquidating debt .. | |
| Other capital debt .. | 64,409.00 |
| TOTAL GROSS DEBT | \$120,409.00 |
| Per Capita Gross Debt | \$29.77 |

| | |
|-------------------------------|--------------------|
| Deductions for | |
| School debt | \$56,000.00 |
| Self-liquidating debt .. | |
| Other capital debt .. | 24,969.00 |
| TOTAL DEDUCTIONS | 80,969.00 |
| NET DEBT | \$39,440.00 |

| | |
|------------------------------------|----------------|
| Average Assessed Valuations | |
| Real Property 1950-1951-1952 .. | \$6,690,665.00 |
| Per Cent of Net Debt | 0.58 |

CURRENT FINANCES DECEMBER 31, 1952

| | |
|-------------------------------------|---------------------|
| Cash | \$192,121.44 |
| Taxes receivable | 21,584.02 |
| Tax title liens | 183.77 |
| Foreclosed property | |
| Accounts receivable | 7,902.84 |
| State road aid receivable | |
| Emergencies and deferred charges .. | |
| TOTAL ASSETS | \$221,792.07 |

| | |
|--|---------------------|
| Cash liabilities | \$12,124.99 |
| Reserves | 29,670.63 |
| Surplus revenue | 179,996.45 |
| TOTAL LIABILITIES AND SURPLUS | \$221,792.07 |

RUNNEMEDE BOROUGH—CAMDEN COUNTY

Population Census, 1950—4,217

Land Area 2.12 sq. mi.

Net Valuation Taxable \$2,623,840

| | |
|--|---------------------|
| EXPENDITURES AND REQUIRED PAYMENTS FOR 1952 | |
| General Government | |
| Administrative and executive | \$10,675.00 |
| Assessment and collection of taxes | 8,430.00 |
| Finance Department | 200.00 |
| Protection to Persons & Property | |
| Fire | 7,528.24 |
| Police | 30,702.50 |
| Other | |
| Streets and Roads | |
| Repairs and maintenance | 20,677.26 |
| Street lighting | 7,500.00 |
| Sanitation | |
| Street cleaning | |
| Garbage and ash removal | 25.00 |
| Sewers | |
| Health and Charities | |
| Health service | 1,980.00 |
| Poor (including relief) | 900.00 |
| Hospitals (aid and maintenance) | |
| Other | |
| Recreation | |
| Beaches and boardwalks | |
| Parks and playgrounds | |
| Other | |
| Educational (Exclusive of school districts) .. | |
| | |
| Unclassified Purposes (Including contingent) | |
| | 1,000.00 |
| SUB-TOTAL—Municipal functions.. | |
| | <u>\$89,618.00</u> |
| Per Capita—Municipal functions | |
| | \$21.25 |
| Capital imp'ts and capital imp't fund | \$1,000.00 |
| Debt Service | |
| Principal payments .. | \$12,000.00 |
| Interest payments .. | 5,947.50 |
| Total | 17,947.50 |
| Per Capita Debt Service | |
| | \$4.26 |
| Deferred Charges and Statutory Expenditures | |
| Emergencies | \$5,900.00 |
| Other deferred chgs. | |
| Total | 5,900.00 |
| TOTAL—Municipal expenditures .. | |
| | <u>\$114,465.50</u> |
| Required Payments for Local School, County, and Special District Taxes | |
| | 136,918.88 |
| TOTAL EXPENDITURES AND REQUIRED PAYMENTS | |
| | <u>\$251,384.38</u> |
| Reserve for uncollected taxes | \$25,034.50 |
| GRAND TOTAL—Budget | |
| | <u>\$276,418.88</u> |
| RECEIPTS AND REVENUES REALIZED IN 1952 TO MEET EXPENDITURES AND REQUIRED PAYMENTS | |
| Surplus revenue appropriated .. | \$37,000.00 |
| Miscellaneous revenues realized .. | 38,927.03 |
| State aid revenues realized | 5,167.98 |
| Delinquent taxes including liens—1952 collections | 10,571.55 |
| Current taxes—1952 collections.. | 190,518.97 |
| Emergency borrowings | |
| TOTAL RECEIPTS AND REVENUES REALIZED | |
| | <u>\$282,185.53</u> |
| CAPITAL OUTLAY—1952 | |
| Beaches and boardwalks | |
| Buildings and equipment | |
| Parks and playgrounds | |
| Sewers | |
| Streets, roads and bridges | |
| Water supply | |
| Other | |

| | |
|---|---------------------|
| Local school tax rate | \$7.60 |
| Local school tax rate | 3.61 |
| County tax rate | 1.61 |
| Local purpose tax rate | 2.38 |
| TAXES | |
| Local school tax ... | \$94,735.00 |
| County taxes | 42,183.88 |
| Special district taxes | |
| Local purpose levy | \$136,918.88 |
| | 62,500.00 |
| Total tax levy (tax duplicate) .. | <u>\$199,418.88</u> |
| Per Capita Total Tax Levy | |
| | \$47.29 |
| Current | |
| 1952 taxes levied (total) | \$202,607.92 |
| Collected in 1952 | 190,518.97 |
| Per cent of levy collected in 1952 ... | 94.03 |
| Transferred to liens | |
| Cancelled, abated or adjusted .. | |
| Outstanding December 31, 1952 .. | <u>\$12,088.95</u> |
| All Prior Years Outstanding | |
| Balance January 1, 1952 | \$14,543.03 |
| Collected in 1952 | 10,566.34 |
| Balance December 31, 1952 | <u>\$3,796.69</u> |
| Tax Title Liens Outstanding | |
| Balance January 1, 1952 | \$510.52 |
| Redeemed by cash | 5.21 |
| Balance December 31, 1952 | <u>\$505.31</u> |
| Property Acquired by Deed or Foreclosure | |
| Balance January 1, 1952 | \$58,826.76 |
| Sale for cash | 3,689.50 |
| Balance December 31, 1952 | <u>\$55,137.26</u> |
| CAPITAL DEBT, DECEMBER 31, 1952 | |
| Gross Debt | |
| School debt | \$20,000.00 |
| Self-liquidating debt .. | |
| Other capital debt .. | 181,000.00 |
| TOTAL GROSS DEBT | \$201,000.00 |
| Per Capita Gross Debt | |
| | \$47.66 |
| Deductions for | |
| School debt | \$20,000.00 |
| Self-liquidating debt .. | |
| Other capital debt .. | |
| TOTAL DEDUCTIONS | 20,000.00 |
| NET DEBT | \$181,000.00 |
| Average Assessed Valuations | |
| Real Property 1950-1951-1952.. | \$2,447,438.00 |
| Per Cent of Net Debt | 7.39 |
| CURRENT FINANCES DECEMBER 31, 1952 | |
| Cash | \$107,126.34 |
| Taxes receivable | 16,065.64 |
| Tax title liens | 505.31 |
| Foreclosed property | 55,137.26 |
| Accounts receivable | 963.99 |
| State road aid receivable | 11,472.44 |
| Emergencies and deferred charges .. | 7.15 |
| TOTAL ASSETS | \$191,278.13 |
| Cash liabilities | \$12,039.60 |
| Reserves | 72,672.20 |
| Surplus revenue | 106,566.33 |
| TOTAL LIABILITIES AND SURPLUS | \$191,278.13 |

RUTHERFORD BOROUGH—BERGEN COUNTY

Population Census, 1950—17,411

Land Area 2.6 sq. mi.

Net Valuation Taxable \$20,798,741

| | |
|--|---------------------|
| EXPENDITURES AND REQUIRED PAYMENTS FOR 1952 | |
| General Government | |
| Administrative and executive | \$51,240.00 |
| Assessment and collection of taxes | 20,370.00 |
| Finance Department | 1,300.00 |
| Protection to Persons & Property | |
| Fire | 44,705.00 |
| Police | 131,620.00 |
| Other | |
| Streets and Roads | |
| Repairs and maintenance | 71,765.00 |
| Street lighting | 23,300.00 |
| Sanitation | |
| Street cleaning | |
| Garbage and ash removal | 62,120.00 |
| Sewers | 36,500.00 |
| Health and Charities | |
| Health service | 15,355.00 |
| Poor (including relief) | 5,300.00 |
| Hospitals (aid and maintenance) | |
| Other | |
| Recreation | |
| Beaches and boardwalks | |
| Parks and playgrounds | 38,575.00 |
| Other | |
| Educational | |
| (Exclusive of school districts) .. | 23,590.00 |
| Unclassified Purposes | |
| (Including contingent) | 21,706.00 |
| SUB-TOTAL—Municipal functions.. | \$547,446.00 |

| | |
|---|------------------|
| Per Capita—Municipal functions | \$31.44 |
| Capital imp'ts and capital imp't fund | \$50,000.00 |
| Debt Service | |
| Principal payments .. | \$21,000.00 |
| Interest payments .. | 2,723.75 |
| Total | 23,723.75 |

| | |
|--|------------------|
| Per Capita Debt | \$1.36 |
| Deferred Charges and Statutory Expenditures | |
| Emergencies | |
| Other deferred chgs. | \$32,135.50 |
| Total | 32,135.50 |

TOTAL—Municipal expenditures .. **\$653,305.25**

| | |
|---|-------------------|
| Required Payments for Local School, County, and Special District Taxes | 809,946.06 |
|---|-------------------|

TOTAL EXPENDITURES AND REQUIRED PAYMENTS **\$1,463,251.31**

Reserve for uncollected taxes

GRAND TOTAL—Budget **\$1,581,791.31**

RECEIPTS AND REVENUES REALIZED IN 1952 TO MEET EXPENDITURES AND REQUIRED PAYMENTS

| | |
|------------------------------------|--------------|
| Surplus revenue appropriated .. | \$125,000.00 |
| Miscellaneous revenues realized .. | 168,972.87 |
| State aid revenues realized | 10,606.00 |
| Delinquent taxes including | |
| liens—1952 collections | 44,684.56 |
| Current taxes—1952 collections .. | 1,249,457.00 |
| Emergency borrowings | |

TOTAL RECEIPTS AND REVENUES REALIZED **\$1,598,720.43**

CAPITAL OUTLAY—1952

| | |
|----------------------------------|------------|
| Beaches and boardwalks | |
| Buildings and equipment | \$2,475.00 |
| Parks and playgrounds | |
| Sewers | 2,884.23 |
| Streets, roads and bridges | 92,862.43 |
| Water supply | |
| Other | 11,832.56 |

| | |
|------------------------------|---------------|
| Tax rate | \$6.10 |
| Local school tax rate | 3.11 |
| County tax rate | 0.78 |
| Local purpose tax rate | 2.21 |

TAXES

| | | |
|--|-----------------------|-------------------|
| Local school tax ... | \$647,832.01 | |
| County taxes | 162,114.05 | |
| Special district taxes | | |
| Local purpose levy | 809,946.06 | 469,179.25 |
| Total tax levy (tax duplicate) .. | \$1,279,125.31 | |

Per Capita Total Tax Levy **\$73.47**

| | |
|--|--------------------|
| Current | |
| 1952 taxes levied (total) | \$1,291,420.89 |
| Collected in 1952 | 1,249,457.00 |
| Per cent of levy collected in 1952 ... | 96.75 |
| Transferred to liens | 774.80 |
| Cancelled, abated or adjusted | 5,514.87 |
| Outstanding December 31, 1952 .. | \$35,674.22 |

| | |
|------------------------------------|-------------------|
| All Prior Years Outstanding | |
| Balance January 1, 1952 | \$49,396.49 |
| Collected in 1952 | 41,695.89 |
| Balance December 31, 1952 | \$1,684.54 |

| | |
|------------------------------------|--------------------|
| Tax Title Liens Outstanding | |
| Balance January 1, 1952 | \$18,987.96 |
| Redeemed by cash | 2,988.67 |
| Balance December 31, 1952 | \$13,748.56 |

| | |
|---|--------------------|
| Property Acquired by Deed or Foreclosure | |
| Balance January 1, 1952 | \$15,425.00 |
| Sale for cash | 14,400.00 |
| Balance December 31, 1952 | \$13,225.00 |

CAPITAL DEBT, DECEMBER 31, 1952

| | |
|-------------------------------|---------------------|
| Gross Debt | |
| School debt | \$329,000.00 |
| Self-liquidating debt .. | |
| Other capital debt .. | 235,000.00 |
| TOTAL GROSS DEBT | \$564,000.00 |

Per Capita Gross Debt **\$32.39**

| | |
|-------------------------------|-------------------|
| Deductions for | |
| School debt | \$329,000.00 |
| Self-liquidating debt .. | |
| Other capital debt .. | 41,968.00 |
| TOTAL DEDUCTIONS | 370,968.00 |

NET DEBT **\$193,032.00**

| | |
|------------------------------------|-----------------|
| Average Assessed Valuations | |
| Real Property 1950-1951-1952.. | \$18,855,233.00 |
| Per Cent of Net Debt | 1.02 |

CURRENT FINANCES DECEMBER 31, 1952

| | |
|-------------------------------------|---------------------|
| Cash | \$323,405.64 |
| Taxes receivable | 37,258.76 |
| Tax title liens | 13,748.56 |
| Foreclosed property | 13,225.00 |
| Accounts receivable | 5,889.08 |
| State road aid receivable .. | 20,458.23 |
| Emergencies and deferred charges .. | |
| TOTAL ASSETS | \$413,985.27 |

| | |
|------------------------|--------------|
| Cash liabilities | \$109,661.50 |
| Reserves | 70,121.40 |
| Surplus revenue | 234,202.37 |

TOTAL LIABILITIES AND SURPLUS **\$413,985.27**

SADDLE RIVER BOROUGH—BERGEN COUNTY

Population Census, 1950—1,003

Land Area 4.9 sq. mi.

Net Valuation Taxable \$1,799,700

EXPENDITURES AND REQUIRED PAYMENTS FOR 1952

| | |
|---|--------------------|
| General Government | |
| Administrative and executive | \$8,040.00 |
| Assessment and collection of taxes | 2,590.00 |
| Finance Department | |
| Protection to Persons & Property | |
| Fire | 1,920.00 |
| Police | 2,950.00 |
| Other | |
| Streets and Roads | |
| Repairs and maintenance | 2,783.33 |
| Street lighting | 1,300.00 |
| Sanitation | |
| Street cleaning | |
| Garbage and ash removal | |
| Sewers | |
| Health and Charities | |
| Health service | 1,175.00 |
| Poor (including relief) | 200.00 |
| Hospitals (aid and maintenance) .. | |
| Other | |
| Recreation | |
| Beaches and boardwalks | |
| Parks and playgrounds | |
| Other | |
| Educational | |
| (Exclusive of school districts) .. | |
| Unclassified Purposes | |
| (Including contingent) | 550.00 |
| SUB-TOTAL—Municipal functions.. | \$21,508.33 |

| | |
|---|------------|
| Per Capita—Municipal functions | |
| Capital imp'ts and capital imp't fund | \$21.44 |
| Debt Service | |
| Principal payments .. | \$1,000.00 |
| Interest payments .. | 48.78 |
| Total | \$1,048.78 |
| Per Capita Debt Service | |
| Deferred Charges and Statutory Expenditures | \$1.05 |
| Emergencies | |
| Other deferred chgs. .. | \$2,613.24 |
| Total | 2,613.24 |

| | |
|---|--------------------|
| TOTAL—Municipal expenditures ... | \$25,170.35 |
| Required Payments for Local School, County, and Special District Taxes | |
| | 70,422.81 |

| | |
|---|---------------------|
| TOTAL EXPENDITURES AND REQUIRED PAYMENTS | \$95,593.16 |
| Reserve for uncollected taxes | \$14,978.17 |
| GRAND TOTAL—Budget | \$110,571.33 |

RECEIPTS AND REVENUES REALIZED IN 1952 TO MEET EXPENDITURES AND REQUIRED PAYMENTS

| | |
|---|---------------------|
| Surplus revenue appropriated .. | \$2,000.00 |
| Miscellaneous revenues realized .. | 12,808.93 |
| State aid revenues realized | 1,110.00 |
| Delinquent taxes including | |
| liens—1952 collections | 6,851.24 |
| Current taxes—1952 collections .. | 88,497.35 |
| Emergency borrowings | |
| TOTAL RECEIPTS AND REVENUES REALIZED | \$111,267.52 |

CAPITAL OUTLAY—1952

| | |
|----------------------------------|-------|
| Beaches and boardwalks | |
| Buildings and equipment | |
| Parks and playgrounds | |
| Sewers | |
| Streets, roads and bridges | |
| Water supply | |
| Other | |

| | |
|-----------------------------|--------|
| Tax rate | \$5.26 |
| Local school tax rate | 2.98 |
| County tax rate | 0.93 |
| Local purpose tax rate | 1.35 |

TAXES

| | | |
|--|-------------|--------------------|
| Local school tax ... | \$53,655.00 | |
| County taxes | 16,767.81 | |
| Special district taxes | | |
| Local purpose levy | | \$70,422.81 |
| | | 24,113.52 |
| Total tax levy (tax duplicate) .. | | \$94,536.33 |

| | |
|--|----------------|
| Per Capita Total Tax Levy | \$94.25 |
|--|----------------|

| | |
|--|-------------|
| Current | |
| 1952 taxes levied (total) | \$95,489.53 |
| Collected in 1952 | 88,497.35 |
| Per cent of levy collected in 1952 ... | 92.67 |
| Transferred to liens | |
| Cancelled, abated or adjusted .. | 1,725.27 |
| Outstanding December 31, 1952 .. | \$5,266.91 |

| | |
|------------------------------------|------------|
| All Prior Years Outstanding | |
| Balance January 1, 1952 | \$6,978.81 |
| Collected in 1952 | 6,851.24 |
| Balance December 31, 1952 | \$127.57 |

| | |
|------------------------------------|----------|
| Tax Title Liens Outstanding | |
| Balance January 1, 1952 | \$700.69 |
| Redeemed by cash | |
| Balance December 31, 1952 | \$700.69 |

| | |
|---|-------|
| Property Acquired by Deed or Foreclosure | |
| Balance January 1, 1952 | |
| Sale for cash | |
| Balance December 31, 1952 | |

CAPITAL DEBT, DECEMBER 31, 1952

| | |
|------------------------------------|---------------------|
| Gross Debt | |
| School debt | \$169,000.00 |
| Self-liquidating debt. | |
| Other capital debt .. | 1,000.00 |
| TOTAL GROSS DEBT | \$170,000.00 |
| Per Capita Gross Debt | \$169.49 |

| | |
|-------------------------------|--------------------|
| Deductions for | |
| School debt | \$95,940.00 |
| Self-liquidating debt. | |
| Other capital debt .. | |
| TOTAL DEDUCTIONS | 95,940.00 |
| NET DEBT | \$74,060.00 |

| | |
|------------------------------------|----------------|
| Average Assessed Valuations | |
| Real Property 1950-1951-1952.. | \$1,598,995.00 |
| Per Cent of Net Debt | 4.63 |

CURRENT FINANCES DECEMBER 31, 1952

| | |
|-------------------------------------|--------------------|
| Cash | \$72,143.84 |
| Taxes receivable | 5,394.48 |
| Tax title liens | 700.69 |
| Foreclosed property | |
| Accounts receivable | 162.00 |
| State road aid receivable | 2,220.00 |
| Emergencies and deferred charges .. | |
| TOTAL ASSETS | \$80,621.01 |

| | |
|--|--------------------|
| Cash liabilities | \$8,649.97 |
| Reserves | 6,257.17 |
| Surplus revenue | 65,713.87 |
| TOTAL LIABILITIES AND SURPLUS | \$80,621.01 |

SADDLE RIVER TOWNSHIP—BERGEN COUNTY

Population Census, 1950—7,955

Land Area 2.7 sq. mi.

Net Valuation Taxable \$6,491,251

| | |
|--|---------------------|
| EXPENDITURES AND REQUIRED PAYMENTS FOR 1952 | |
| General Government | |
| Administrative and executive | \$24,694.52 |
| Assessment and collection of taxes | 8,050.16 |
| Finance Department | 5,196.25 |
| Protection to Persons & Property | |
| Fire | 13,575.00 |
| Police | 52,971.86 |
| Other | |
| Streets and Roads | |
| Repairs and maintenance | 24,534.70 |
| Street lighting | 8,100.00 |
| Sanitation | |
| Street cleaning | |
| Garbage and ash removal | 18,000.00 |
| Sewers | 7,990.77 |
| Health and Charities | |
| Health service | 6,783.39 |
| Poor (including relief) | 2,198.04 |
| Hospitals (aid and maintenance) | |
| Other | |
| Recreation | |
| Beaches and boardwalks | |
| Parks and playgrounds | |
| Other | 963.00 |
| Educational | |
| (Exclusive of school districts) .. | |
| Unclassified Purposes | |
| (Including contingent) | 3,442.55 |
| SUB-TOTAL—Municipal functions.. | \$176,500.24 |

| | |
|--|---------------------|
| Per Capita—Municipal functions | \$22.19 |
| Capital imp'ts and capital imp't fund | 1,000.00 |
| Debt Service | |
| Principal payments .. | \$42,500.00 |
| Interest payments .. | 6,104.01 |
| Total | 48,604.01 |
| Per Capita Debt Service | |
| Service | \$6.11 |
| Deferred Charges and Statutory Expenditures | |
| Emergencies | \$5,700.00 |
| Other deferred chgs. | 11,956.87 |
| Total | 17,656.87 |
| TOTAL—Municipal expenditures .. | \$243,761.12 |

| | |
|---|---------------------|
| Required Payments for Local School, County, and Special District Taxes | 310,231.20 |
| TOTAL EXPENDITURES AND REQUIRED PAYMENTS | \$553,992.32 |
| Reserve for uncollected taxes | \$36,945.24 |
| GRAND TOTAL—Budget | \$590,937.56 |

| | |
|--|---------------------|
| RECEIPTS AND REVENUES REALIZED IN 1952 TO MEET EXPENDITURES AND REQUIRED PAYMENTS | |
| Surplus revenue appropriated .. | \$65,000.00 |
| Miscellaneous revenues realized .. | 84,678.18 |
| State aid revenues realized | 5,161.99 |
| Delinquent taxes including | |
| liens—1952 collections | 19,076.54 |
| Current taxes—1952 collections.. | 429,383.18 |
| Emergency borrowings | |
| TOTAL RECEIPTS AND REVENUES REALIZED | \$603,299.80 |

| | |
|----------------------------------|------------|
| CAPITAL OUTLAY—1952 | |
| Beaches and boardwalks | |
| Buildings and equipment | |
| Parks and playgrounds | |
| Sewers | |
| Streets, roads and bridges | \$8,925.70 |
| Water supply | 183.80 |
| Other | |

| | |
|------------------------------|---------------|
| Tax rate | \$6.90 |
| Local school tax rate | 3.97 |
| County tax rate | 0.51 |
| Local purpose tax rate | 2.12 |

| | |
|--|---------------------|
| TAXES | |
| Local school tax ... | \$257,848.46 |
| County taxes | 52,382.74 |
| Special district taxes | |
| Local purpose levy | 137,314.12 |
| Total tax levy (tax duplicate) .. | \$447,545.32 |

| | |
|--|----------------|
| Per Capita Total Tax Levy | \$56.26 |
| Current | |
| 1952 taxes levied (total) | \$451,254.96 |
| Collected in 1952 | 429,383.18 |
| Per cent of levy collected in 1952 ... | 95.15 |
| Transferred to liens | 1,997.64 |
| Cancelled, abated or adjusted | 2,625.06 |
| Outstanding December 31, 1952 .. | \$17,249.08 |

| | |
|------------------------------------|-------------|
| All Prior Years Outstanding | |
| Balance January 1, 1952 | \$18,269.04 |
| Collected in 1952 | 17,584.13 |
| Balance December 31, 1952 | \$385.34 |

| | |
|------------------------------------|-------------|
| Tax Title Liens Outstanding | |
| Balance January 1, 1952 | \$24,835.65 |
| Redeemed by cash | 1,492.41 |
| Balance December 31, 1952 | \$5,626.66 |

| | |
|---|-------------|
| Property Acquired by Deed or Foreclosure | |
| Balance January 1, 1952 | \$53,917.00 |
| Sale for cash | 18,495.00 |
| Balance December 31, 1952 | \$72,567.00 |

| | |
|--|-----------------------|
| CAPITAL DEBT, DECEMBER 31, 1952 | |
| Gross Debt | |
| School debt | \$708,000.00 |
| Self-liquidating debt .. | 144,000.00 |
| Other capital debt .. | 177,870.00 |
| TOTAL GROSS DEBT | \$1,029,870.00 |
| Per Capita Gross Debt | \$129.46 |

| | |
|-------------------------------|---------------------|
| Deductions for | |
| School debt | \$348,747.00 |
| Self-liquidating debt .. | 144,000.00 |
| Other capital debt .. | 2,500.00 |
| TOTAL DEDUCTIONS | 495,247.00 |
| NET DEBT | \$534,623.00 |

| | |
|------------------------------------|----------------|
| Average Assessed Valuations | |
| Real Property 1950-1951-1952.. | \$5,812,455.00 |
| Per Cent of Net Debt | 9.19 |

| | |
|---|---------------------|
| CURRENT FINANCES DECEMBER 31, 1952 | |
| Cash | \$109,496.67 |
| Taxes receivable | 17,634.42 |
| Tax title liens | 5,626.66 |
| Foreclosed property | 72,567.00 |
| Accounts receivable | 10,912.15 |
| State road aid receivable | 4,492.00 |
| Emergencies and deferred charges .. | 8,416.02 |
| TOTAL ASSETS | \$229,144.92 |

| | |
|--|---------------------|
| Cash liabilities | \$27,359.12 |
| Reserves | 106,740.23 |
| Surplus revenue | 95,045.57 |
| TOTAL LIABILITIES AND SURPLUS | \$229,144.92 |

SALEM CITY—SALEM COUNTY

Population Census, 1950—9,050

Land Area 2.85 sq. mi.

Net Valuation Taxable \$6,880,415

EXPENDITURES AND REQUIRED PAYMENTS FOR 1952

| | |
|---|---------------------|
| General Government | |
| Administrative and executive | \$20,805.03 |
| Assessment and collection of taxes | 5,263.54 |
| Finance Department | 4,242.78 |
| Protection to Persons & Property | |
| Fire | 9,925.39 |
| Police | 58,149.43 |
| Other | |
| Streets and Roads | |
| Repairs and maintenance | 18,890.08 |
| Street lighting | 14,360.27 |
| Sanitation | |
| Street cleaning | 6,186.38 |
| Garbage and ash removal | |
| Sewers | |
| Health and Charities | |
| Health service | 5,135.99 |
| Poor (including relief) | 4,569.40 |
| Hospitals (aid and maintenance) | 2,000.00 |
| Other | 780.38 |
| Recreation | |
| Beaches and boardwalks | |
| Parks and playgrounds | 3,389.27 |
| Other | |
| Educational | |
| (Exclusive of school districts) .. | 5,500.00 |
| Unclassified Purposes | |
| (Including contingent) | 1,312.06 |
| SUB-TOTAL—Municipal functions.. | \$160,510.00 |

| | |
|--|---------------------|
| Per Capita—Municipal functions | \$17.74 |
| Capital imp'ts and capital imp't fund | \$12,000.00 |
| Debt Service | |
| Principal payments .. | \$20,000.00 |
| Interest payments .. | 9,321.75 |
| Total | *29,321.75 |
| Per Capita Debt Service | \$3.24 |
| Deferred Charges and Statutory Expenditures | |
| Emergencies | \$1,100.00 |
| Other deferred chgs. .. | 9,200.00 |
| Total | 10,300.00 |
| TOTAL—Municipal expenditures .. | \$212,131.75 |

| | |
|---|-------------------|
| Required Payments for Local School, County, and Special District Taxes | 361,245.87 |
|---|-------------------|

| | |
|---|---------------------|
| TOTAL EXPENDITURES AND REQUIRED PAYMENTS | \$573,377.62 |
| Reserve for uncollected taxes | \$43,691.67 |
| GRAND TOTAL—Budget | \$617,069.29 |

| | |
|--|---------------------|
| RECEIPTS AND REVENUES REALIZED IN 1952 TO MEET EXPENDITURES AND REQUIRED PAYMENTS | |
| Surplus revenue appropriated .. | \$45,000.00 |
| Miscellaneous revenues realized .. | 94,132.36 |
| State aid revenues realized | 10,968.20 |
| Delinquent taxes including | |
| liens—1952 collections | 27,500.98 |
| Current taxes—1952 collections .. | 405,721.60 |
| Emergency borrowings | |
| TOTAL RECEIPTS AND REVENUES REALIZED | \$583,323.14 |

CAPITAL OUTLAY—1952

| | |
|----------------------------------|-------------|
| Beaches and boardwalks | |
| Buildings and equipment | |
| Parks and playgrounds | |
| Sewers | |
| Streets, roads and bridges | \$24,726.86 |
| Water supply | |
| Other | |

* Includes \$28,145.50 Art. VI School Debt Service.

| | |
|------------------------------|---------------|
| Tax rate | \$6.33 |
| Local school tax rate | 4.12 |
| County tax rate | 1.13 |
| Local purpose tax rate | 1.08 |

TAXES

| | | |
|--|---------------------|--|
| Local school tax ... | \$283,719.50 | |
| County taxes | 77,526.37 | |
| Special district taxes | | |
| Local purpose levy | \$361,245.87 | |
| Total tax levy (tax duplicate) .. | \$465,588.69 | |

| | |
|--|----------------|
| Per Capita Total Tax Levy | \$51.45 |
| Current | |
| 1952 taxes levied (total) | \$442,007.10 |
| Collected in 1952 | 405,721.60 |
| Per cent of levy collected in 1952 .. | 91.79 |
| Transferred to liens | 161.42 |
| Cancelled, abated or adjusted | 1,538.18 |
| Outstanding December 31, 1952 .. | \$34,585.90 |

| | |
|------------------------------------|-------------|
| All Prior Years Outstanding | |
| Balance January 1, 1952 | \$39,945.60 |
| Collected in 1952 | 27,325.98 |
| Balance December 31, 1952 | \$11,511.76 |

| | |
|------------------------------------|------------|
| Tax Title Liens Outstanding | |
| Balance January 1, 1952 | \$1,800.08 |
| Redeemed by cash | 175.00 |
| Balance December 31, 1952 | \$1,786.50 |

| | |
|---|-------|
| Property Acquired by Deed or Foreclosure | |
| Balance January 1, 1952 | |
| Sale for cash | |
| Balance December 31, 1952 | |

CAPITAL DEBT, DECEMBER 31, 1952

| | |
|------------------------------------|---------------------|
| Gross Debt | |
| School debt | \$349,000.00 |
| Self-liquidating debt .. | 44,000.00 |
| Other capital debt .. | 21,881.00 |
| TOTAL GROSS DEBT | \$414,881.00 |
| Per Capita Gross Debt | \$45.84 |

| | |
|-------------------------------|--------------------|
| Deductions for | |
| School debt | \$349,000.00 |
| Self-liquidating debt .. | 44,000.00 |
| Other capital debt .. | |
| TOTAL DEDUCTIONS | 393,000.00 |
| NET DEBT | \$21,881.00 |

| | |
|------------------------------------|----------------|
| Average Assessed Valuations | |
| Real Property 1950-1951-1952 .. | \$5,658,483.00 |
| Per Cent of Net Debt | 0.38 |

CURRENT FINANCES DECEMBER 31, 1952

| | |
|-------------------------------------|---------------------|
| Cash | \$120,161.94 |
| Taxes receivable | 46,097.66 |
| Tax title liens | 1,786.50 |
| Foreclosed property | |
| Accounts receivable | 29,347.82 |
| State road aid receivable | 4,000.00 |
| Emergencies and deferred charges .. | |
| TOTAL ASSETS | \$201,394.02 |

| | |
|--|---------------------|
| Cash liabilities | \$6,948.33 |
| Reserves | 77,232.08 |
| Surplus revenue | 117,213.61 |
| TOTAL LIABILITIES AND SURPLUS | \$201,394.02 |

SANDYSTON TOWNSHIP—SUSSEX COUNTY

Population Census, 1950—829

Land Area 42.1 sq. mi.

Net Valuation Taxable \$609,041

| | |
|--|--------------------|
| EXPENDITURES AND REQUIRED PAYMENTS FOR 1952 | |
| General Government | |
| Administrative and executive | \$2,300.00 |
| Assessment and collection of taxes | 1,100.00 |
| Finance Department | |
| Protection to Persons & Property | |
| Fire | 100.00 |
| Police | 650.00 |
| Other | |
| Streets and Roads | |
| Repairs and maintenance | 9,707.78 |
| Street lighting | |
| Sanitation | |
| Street cleaning | |
| Garbage and ash removal | |
| Sewers | |
| Health and Charities | |
| Health service | 80.00 |
| Poor (including relief) | 650.00 |
| Hospitals (aid and maintenance) | 250.00 |
| Other | |
| Recreation | |
| Beaches and boardwalks | |
| Parks and playgrounds | |
| Other | |
| Educational | |
| (Exclusive of school districts) .. | |
| Unclassified Purposes | |
| (Including contingent) | 50.00 |
| SUB-TOTAL—Municipal functions.. | \$14,887.78 |

| | |
|---|----------------|
| Per Capita—Municipal functions | \$17.96 |
| Capital imp'ts and capital imp't fund | \$1,000.00 |
| Debt Service | |
| Principal payments .. | |
| Interest payments .. | |

| | |
|--|--------------------|
| Total Per Capita Debt | |
| Service | |
| Deferred Charges and Statutory Expenditures | |
| Emergencies | |
| Other deferred chgs. | |
| Total | |
| TOTAL—Municipal expenditures .. | \$15,887.78 |

| | |
|---|------------------|
| Required Payments for Local School, County, and Special District Taxes | 49,013.43 |
|---|------------------|

| | |
|---|--------------------|
| TOTAL EXPENDITURES AND REQUIRED PAYMENTS | \$64,901.21 |
| Reserve for uncollected taxes | \$16,063.25 |
| GRAND TOTAL—Budget | \$80,964.46 |

| | |
|--|--------------------|
| RECEIPTS AND REVENUES REALIZED IN 1952 TO MEET EXPENDITURES AND REQUIRED PAYMENTS | |
| Surplus revenue appropriated .. | \$6,000.00 |
| Miscellaneous revenues realized .. | 10,112.39 |
| State aid revenues realized | 5,750.00 |
| Delinquent taxes including | |
| liens—1952 collections | 8,506.12 |
| current taxes—1952 collections.. | 43,316.52 |
| Emergency borrowings | |
| TOTAL RECEIPTS AND REVENUES REALIZED | \$73,685.03 |

CAPITAL OUTLAY—1952

| | |
|----------------------------------|-------|
| Beaches and boardwalks | |
| Buildings and equipment | |
| Parks and playgrounds | |
| Sewers | |
| Streets, roads and bridges | |
| Water supply | |
| Other | |

| | |
|------------------------------|---------------|
| Tax rate | \$9.46 |
| Local school tax rate | 6.00 |
| County tax rate | 2.04 |
| Local purpose tax rate | 1.42 |

TAXES

| | | |
|--|----------------|--------------------|
| Local school tax ... | \$36,594.62 | |
| County taxes | 12,418.81 | |
| Special district taxes | | |
| Local purpose levy | | \$49,013.43 |
| | | 8,601.03 |
| Total tax levy (tax duplicate) .. | | \$57,614.46 |
| Per Capita Total Tax Levy | \$69.50 | |

| | |
|--|-------------|
| Current | |
| 1952 taxes levied (total) | \$57,615.18 |
| Collected in 1952 | 43,316.52 |
| Per cent of levy collected in 1952 ... | 75.18 |
| Transferred to liens | 175.01 |
| Cancelled, abated or adjusted .. | 345.29 |
| Outstanding December 31, 1952 .. | \$13,778.36 |

| | |
|------------------------------------|-------------|
| All Prior Years Outstanding | |
| Balance January 1, 1952 | \$14,173.93 |
| Collected in 1952 | 8,506.12 |
| Balance December 31, 1952 | \$5,446.17 |

| | |
|------------------------------------|------------|
| Tax Title Liens Outstanding | |
| Balance January 1, 1952 | \$1,399.44 |
| Redeemed by cash | |
| Balance December 31, 1952 | \$1,574.45 |

| | |
|---|-------|
| Property Acquired by Deed or Foreclosure | |
| Balance January 1, 1952 | |
| Sale for cash | |
| Balance December 31, 1952 | |

CAPITAL DEBT, DECEMBER 31, 1952

| | |
|------------------------------------|--------------------|
| Gross Debt | |
| School debt | \$43,830.00 |
| Self-liquidating debt. | |
| Other capital debt .. | |
| TOTAL GROSS DEBT | \$43,830.00 |
| Per Capita Gross Debt | \$52.87 |

| | |
|-------------------------------|--------------------|
| Deductions for | |
| School debt | \$33,185.00 |
| Self-liquidating debt. | |
| Other capital debt .. | |
| TOTAL DEDUCTIONS | 33,185.00 |
| NET DEBT | \$10,645.00 |

| | |
|------------------------------------|--------------|
| Average Assessed Valuations | |
| Real Property 1950-1951-1952 .. | \$553,092.00 |
| Per Cent of Net Debt | 1.92 |

CURRENT FINANCES DECEMBER 31, 1952

| | |
|-------------------------------------|--------------------|
| Cash | \$30,682.43 |
| Taxes receivable | 19,224.53 |
| Tax title liens | 1,574.45 |
| Foreclosed property | |
| Accounts receivable | 48.00 |
| State road aid receivable | 82.64 |
| Emergencies and deferred charges .. | |
| TOTAL ASSETS | \$51,612.05 |

| | |
|------------------------|------------|
| Cash liabilities | \$3,643.29 |
| Reserves | 20,846.98 |
| Surplus revenue | 27,121.78 |

| | |
|--|--------------------|
| TOTAL LIABILITIES AND SURPLUS | \$51,612.05 |
|--|--------------------|

SAYREVILLE BOROUGH—MIDDLESEX COUNTY

Population Census, 1950—10,338

Land Area 16.3 sq. mi.

Net Valuation Taxable \$18,390,315

| | |
|--|-----------------------|
| EXPENDITURES AND REQUIRED PAYMENTS FOR 1952 | |
| General Government | |
| Administrative and executive . . . | \$56,400.00 |
| Assessment and collection of taxes | 16,550.00 |
| Finance Department | 2,450.00 |
| Protection to Persons & Property | |
| Fire | 24,037.50 |
| Police | 80,000.00 |
| Other | |
| Streets and Roads | |
| Repairs and maintenance | 80,470.00 |
| Street lighting | 16,600.00 |
| Sanitation | |
| Street cleaning | 1,200.00 |
| Garbage and ash removal | 13,300.00 |
| Sewers | 56,775.00 |
| Health and Charities | |
| Health service | 7,500.00 |
| Poor (including relief) | 7,475.00 |
| Hospitals (aid and maintenance) | 1,500.00 |
| Other | |
| Recreation | |
| Beaches and boardwalks | |
| Parks and playgrounds | 18,800.00 |
| Other | 1,000.00 |
| Educational | |
| (Exclusive of school districts) | 2,000.00 |
| Unclassified Purposes | |
| (Including contingent) | 12,227.00 |
| SUB-TOTAL—Municipal functions.. | \$398,284.50 |
| Per Capita—Municipal functions . . . | |
| Capital imp'ts and capital imp't fund | \$82,320.00 |
| Debt Service | |
| Principal payments | \$65,000.00 |
| Interest payments | 38,120.00 |
| Total | 103,120.00 |
| Per Capita Debt Service | |
| | \$0.97 |
| Deferred Charges and Statutory Expenditures | |
| Emergencies | \$1,699.00 |
| Other deferred chgs. | 16,240.75 |
| Total | 17,939.75 |
| TOTAL—Municipal expenditures . . . | \$601,664.25 |
| Required Payments for Local School, County, and Special District Taxes | |
| | 647,740.41 |
| TOTAL EXPENDITURES AND REQUIRED PAYMENTS | \$1,249,404.66 |
| Reserve for uncollected taxes | \$128,378.75 |
| GRAND TOTAL—Budget | \$1,377,783.41 |
| RECEIPTS AND REVENUES REALIZED IN 1952 TO MEET EXPENDITURES AND REQUIRED PAYMENTS | |
| Surplus revenue appropriated | \$200,000.00 |
| Miscellaneous revenues realized | 334,288.03 |
| State aid revenues realized | 10,808.00 |
| Delinquent taxes including | |
| liens—1952 collections | 16,790.33 |
| current taxes—1952 collections.. | 884,762.58 |
| Emergency borrowings | |
| TOTAL RECEIPTS AND REVENUES REALIZED | \$1,446,648.94 |
| CAPITAL OUTLAY—1952 | |
| Beaches and boardwalks | |
| Buildings and equipment | \$2,574.72 |
| Parks and playgrounds | |
| Sewers | 271,149.94 |
| Streets, roads and bridges | |
| Water supply | 34,968.99 |
| Other | |

| | |
|---|-----------------------|
| Tax rate | \$4.88 |
| Local school tax rate | 1.84 |
| County tax rate | 1.68 |
| Local purpose tax rate | 1.36 |
| TAXES | |
| Local school tax | \$338,334.19 |
| County taxes | 309,406.22 |
| Special district taxes | |
| Local purpose levy | \$647,740.41 |
| Total tax levy (tax duplicate) . . | \$897,497.91 |
| Per Capita Total Tax Levy | |
| | \$86.82 |
| Current | |
| 1952 taxes levied (total) | \$910,566.77 |
| Collected in 1952 | 884,762.58 |
| Per cent of levy collected in 1952 | 97.16 |
| Transferred to liens | 702.72 |
| Cancelled, abated or adjusted | 2,091.82 |
| Outstanding December 31, 1952 | \$23,009.65 |
| All Prior Years Outstanding | |
| Balance January 1, 1952 | \$17,006.84 |
| Collected in 1952 | 16,311.38 |
| Balance December 31, 1952 | \$48.60 |
| Tax Title Liens Outstanding | |
| Balance January 1, 1952 | \$10,087.38 |
| Redeemed by cash | 478.95 |
| Balance December 31, 1952 | \$9,086.30 |
| Property Acquired by Deed or Foreclosure | |
| Balance January 1, 1952 | \$105,362.00 |
| Sale for cash | 5,317.00 |
| Balance December 31, 1952 | \$102,095.00 |
| CAPITAL DEBT, DECEMBER 31, 1952 | |
| Gross Debt | |
| School debt | \$148,000.00 |
| Self-liquidating debt. | 375,000.00 |
| Other capital debt | 1,575,000.00 |
| TOTAL GROSS DEBT | \$2,098,000.00 |
| Per Capita Gross Debt | |
| | \$202.94 |
| Deductions for | |
| School debt | \$148,000.00 |
| Self-liquidating debt. | 375,000.00 |
| Other capital debt | |
| TOTAL DEDUCTIONS | 523,000.00 |
| NET DEBT | \$1,575,000.00 |
| Average Assessed Valuations | |
| Real Property 1950-1951-1952.. | \$15,434,622.00 |
| Per Cent of Net Debt | 10.20 |
| CURRENT FINANCES DECEMBER 31, 1952 | |
| Cash | \$672,488.71 |
| Taxes receivable | 23,058.25 |
| Tax title liens | 9,086.30 |
| Foreclosed property | 102,095.00 |
| Accounts receivable | |
| State road aid receivable | |
| Emergencies and deferred charges | 5,820.00 |
| TOTAL ASSETS | \$812,548.26 |
| Cash liabilities | \$71,170.13 |
| Reserves | 134,239.55 |
| Surplus revenue | 607,138.58 |
| TOTAL LIABILITIES AND SURPLUS | \$812,548.26 |

SCOTCH PLAINS TOWNSHIP—UNION COUNTY

Population Census, 1950—9,069

Land Area 9.3 sq. mi.

Net Valuation Taxable \$10,922,487

| | |
|--|-----------------------|
| EXPENDITURES AND REQUIRED PAYMENTS FOR 1952 | |
| General Government | |
| Administrative and executive | \$54,635.00 |
| Assessment and collection of taxes | 29,250.00 |
| Finance Department | 3,580.00 |
| Protection to Persons & Property | |
| Fire | 26,015.00 |
| Police | 77,103.00 |
| Other | |
| Streets and Roads | |
| Repairs and maintenance | 82,190.00 |
| Street lighting | 12,500.00 |
| Sanitation | |
| Street cleaning | |
| Garbage and ash removal | |
| Sewers | |
| Health and Charities | |
| Health service | 5,265.00 |
| Poor (including relief) | 10,430.00 |
| Hospitals (aid and maintenance) | 1,500.00 |
| Other | |
| Recreation | |
| Beaches and boardwalks | |
| Parks and playgrounds | 6,180.00 |
| Other | |
| Educational (Exclusive of school districts) .. | |
| | 2,000.00 |
| Unclassified Purposes (Including contingent) | |
| | 7,400.00 |
| SUB-TOTAL—Municipal functions.. | \$318,048.00 |
| Per Capita—Municipal functions | |
| | \$35.07 |
| Capital imp'ts and capital imp't fund | \$115,000.00 |
| Debt Service | |
| Principal payments .. | \$23,000.00 |
| Interest payments .. | 9,800.00 |
| Total | 32,800.00 |
| Per Capita Debt Service | |
| | \$3.62 |
| Deferred Charges and Statutory Expenditures | |
| Emergencies | |
| Other deferred chgs. | |
| Total | |
| TOTAL—Municipal expenditures ... | \$465,848.00 |
| Required Payments for Local School, County, and Special District Taxes | |
| | 524,954.98 |
| TOTAL EXPENDITURES AND REQUIRED PAYMENTS | \$990,802.98 |
| Reserve for uncollected taxes | \$96,423.00 |
| GRAND TOTAL—Budget | \$1,087,225.98 |
| RECEIPTS AND REVENUES REALIZED IN 1952 TO MEET EXPENDITURES AND REQUIRED PAYMENTS | |
| Surplus revenue appropriated .. | \$165,000.00 |
| Miscellaneous revenues realized .. | 128,677.18 |
| State aid revenues realized | 8,200.95 |
| Delinquent taxes including | |
| liens—1952 collections | 41,631.52 |
| Current taxes—1952 collections .. | 786,599.82 |
| Emergency borrowings | |
| TOTAL RECEIPTS AND REVENUES REALIZED | \$1,130,109.47 |

CAPITAL OUTLAY—1952

| | |
|----------------------------------|--------------|
| Beaches and boardwalks | |
| Buildings and equipment | |
| Parks and playgrounds | |
| Sewers | |
| Streets, roads and bridges | \$104,582.43 |
| Water supply | |
| Other | |

| | |
|---|---------------------|
| Tax rate | \$7.35 |
| Local school tax rate | 3.97 |
| County tax rate | 0.84 |
| Local purpose tax rate | 2.54 |
| TAXES | |
| Local school tax ... | \$433,080.92 |
| County taxes | 91,874.06 |
| Special district taxes | |
| Local purpose levy | \$524,954.98 |
| | 276,825.00 |
| Total tax levy (tax duplicate) .. | \$801,779.98 |
| Per Capita Total Tax Levy | \$88.41 |
| Current | |
| 1952 taxes levied (total) | \$846,814.80 |
| Collected in 1952 | 786,599.82 |
| Per cent of levy collected in 1952 ... | 92.88 |
| Transferred to liens | 12,531.99 |
| Cancelled, abated or adjusted | 2,145.54 |
| Outstanding December 31, 1952 .. | \$45,537.45 |
| All Prior Years Outstanding | |
| Balance January 1, 1952 | \$42,550.52 |
| Collected in 1952 | 33,311.03 |
| Balance December 31, 1952 | \$8,698.31 |
| Tax Title Liens Outstanding | |
| Balance January 1, 1952 | \$162,031.96 |
| Redeemed by cash | 8,320.49 |
| Balance December 31, 1952 | \$131,670.94 |
| Property Acquired by Deed or Foreclosure | |
| Balance January 1, 1952 | \$119,200.00 |
| Sale for cash | 18,500.00 |
| Balance December 31, 1952 | \$139,810.00 |

CAPITAL DEBT, DECEMBER 31, 1952

| | |
|------------------------------------|-----------------------|
| Gross Debt | |
| School debt | \$606,472.00 |
| Self-liquidating debt .. | |
| Other capital debt .. | 544,000.00 |
| TOTAL GROSS DEBT | \$1,150,472.00 |
| Per Capita Gross Debt | |
| | \$126.86 |
| Deductions for | |
| School debt | \$606,472.00 |
| Self-liquidating debt .. | |
| Other capital debt .. | |
| TOTAL DEDUCTIONS | 606,472.00 |
| NET DEBT | \$544,000.00 |

| | |
|------------------------------------|----------------|
| Average Assessed Valuations | |
| Real Property 1950-1951-1952.. | \$9,657,866.00 |
| Per Cent of Net Debt | 5.63 |

CURRENT FINANCES DECEMBER 31, 1952

| | |
|--|---------------------|
| Cash | \$350,343.36 |
| Taxes receivable | 54,235.76 |
| Tax title liens | 131,670.94 |
| Foreclosed property | 139,810.00 |
| Accounts receivable | 4,376.00 |
| State road aid receivable .. | |
| Emergencies and deferred charges .. | 6,000.00 |
| TOTAL ASSETS | \$686,436.06 |
| Cash liabilities | \$49,520.64 |
| Reserves | 330,092.70 |
| Surplus revenue | 306,822.72 |
| TOTAL LIABILITIES AND SURPLUS | \$686,436.06 |

SEA BRIGHT BOROUGH—MONMOUTH COUNTY

Population Census, 1950—999

Land Area 0.6 sq. mi.

Net Valuation Taxable \$1,549,307

EXPENDITURES AND REQUIRED PAYMENTS FOR 1952

| | |
|---|---------------------|
| General Government | |
| Administrative and executive | \$17,963.11 |
| Assessment and collection of taxes | 5,222.58 |
| Finance Department | |
| Protection to Persons & Property | |
| Fire | 6,397.25 |
| Police | 23,725.62 |
| Other | |
| Streets and Roads | |
| Repairs and maintenance | 7,846.16 |
| Street lighting | 4,450.00 |
| Sanitation | |
| Street cleaning | |
| Garbage and ash removal | 6,335.00 |
| Sewers | 7,287.50 |
| Health and Charities | |
| Health service | 1,828.24 |
| Poor (including relief) | 498.10 |
| Hospitals (aid and maintenance) .. | 300.00 |
| Other | |
| Recreation | |
| Beaches and boardwalks | |
| Parks and playgrounds | |
| Other | 28,471.44 |
| Educational | |
| (Exclusive of school districts) .. | 126.50 |
| Unclassified Purposes | |
| (Including contingent) | 600.00 |
| SUB-TOTAL—Municipal functions.. | \$111,051.50 |

| | |
|--|-----------------|
| Per Capita—Municipal functions | \$111.16 |
| Capital imp'ts and capital imp't fund | \$5,000.00 |
| Debt Service | |
| Principal payments . | \$17,000.00 |
| Interest payments .. | 6,586.00 |

| | |
|--|------------------|
| Total | 23,586.00 |
| Per Capita Debt Service | \$23.61 |
| Deferred Charges and Statutory Expenditures | |
| Emergencies | \$4,050.00 |
| Other deferred chgs. | 2,180.50 |

| | |
|---|---------------------|
| Total | 6,230.50 |
| TOTAL—Municipal expenditures ... | \$145,868.00 |

| | |
|---|------------------|
| Required Payments for Local School, County, and Special District Taxes | 60,877.28 |
|---|------------------|

| | |
|---|---------------------|
| TOTAL EXPENDITURES AND REQUIRED PAYMENTS | \$206,745.28 |
|---|---------------------|

| | |
|-------------------------------------|---------------------|
| Reserve for uncollected taxes | \$21,373.98 |
| GRAND TOTAL—Budget | \$228,119.26 |

RECEIPTS AND REVENUES REALIZED IN 1952 TO MEET EXPENDITURES AND REQUIRED PAYMENTS

| | |
|------------------------------------|-------------|
| Surplus revenue appropriated .. | \$40,611.00 |
| Miscellaneous revenues realized .. | 61,408.52 |
| State aid revenues realized | 671.00 |
| Delinquent taxes including | |
| liens—1952 collections | 11,452.03 |
| current taxes—1952 collections.. | 104,799.68 |
| Emergency borrowings | |

| | |
|---|---------------------|
| TOTAL RECEIPTS AND REVENUES REALIZED | \$218,942.23 |
|---|---------------------|

CAPITAL OUTLAY—1952

| | |
|----------------------------------|------------|
| Beaches and boardwalks | \$9,940.47 |
| Buildings and equipment | |
| Parks and playgrounds | |
| Sewers | |
| Streets, roads and bridges | |
| Water supply | |
| Other | |

| | |
|-----------------------------|---------------|
| Tax rate | \$8.12 |
| Local school tax rate | 2.32 |
| County tax rate | 1.61 |
| Local purpose tax rate | 4.19 |

TAXES

| | | |
|--|---------------------|--|
| Local school tax ... | \$35,990.25 | |
| County taxes | 24,887.03 | |
| Special district taxes | | |
| Local purpose levy | \$60,877.28 | |
| | 65,259.98 | |
| Total tax levy (tax duplicate) .. | \$126,137.26 | |

| | |
|--|-----------------|
| Per Capita Total Tax Levy | \$126.26 |
|--|-----------------|

| | |
|--|--------------|
| Current | |
| 1952 taxes levied (total) | \$126,081.92 |
| Collected in 1952 | 104,799.68 |
| Per cent of levy collected in 1952 ... | 83.12 |
| Transferred to liens | 32.46 |
| Cancelled, abated or adjusted .. | 908.63 |
| Outstanding December 31, 1952 .. | \$20,341.15 |

| | |
|------------------------------------|-------------|
| All Prior Years Outstanding | |
| Balance January 1, 1952 | \$19,242.60 |
| Collected in 1952 | 11,452.03 |
| Balance December 31, 1952 | \$7,790.57 |

| | |
|------------------------------------|----------|
| Tax Title Liens Outstanding | |
| Balance January 1, 1952 | \$566.42 |
| Redeemed by cash | |
| Balance December 31, 1952 | \$598.88 |

| | |
|---|------------|
| Property Acquired by Deed or Foreclosure | |
| Balance January 1, 1952 | \$1,600.00 |
| Sale for cash | |
| Balance December 31, 1952 | \$1,600.00 |

CAPITAL DEBT, DECEMBER 31, 1952

| | |
|------------------------------------|---------------------|
| Gross Debt | |
| School debt | |
| Self-liquidating debt | |
| Other capital debt .. | \$206,500.00 |
| TOTAL GROSS DEBT | \$206,500.00 |
| Per Capita Gross Debt | \$206.71 |

| | |
|-------------------------------|---------------------|
| Deductions for | |
| School debt | |
| Self-liquidating debt .. | |
| Other capital debt .. | |
| TOTAL DEDUCTIONS | |
| NET DEBT | \$206,500.00 |

| | |
|------------------------------------|----------------|
| Average Assessed Valuations | |
| Real Property 1950-1951-1952.. | \$1,372,868.00 |
| Per Cent of Net Debt | 15.04 |

CURRENT FINANCES DECEMBER 31, 1952

| | |
|-------------------------------------|-------------|
| Cash | \$88,370.89 |
| Taxes receivable | 28,131.72 |
| Tax title liens | 598.88 |
| Foreclosed property | 1,600.00 |
| Accounts receivable | 250.10 |
| State road aid receivable | 394.40 |
| Emergencies and deferred charges .. | 6,100.00 |

| | |
|---------------------------|---------------------|
| TOTAL ASSETS | \$125,445.99 |
|---------------------------|---------------------|

| | |
|------------------------|-------------|
| Cash liabilities | \$28,537.58 |
| Reserves | 30,580.70 |
| Surplus revenue | 66,327.71 |

| | |
|--|---------------------|
| TOTAL LIABILITIES AND SURPLUS | \$125,445.99 |
|--|---------------------|

SEA GIRT BOROUGH—MONMOUTH COUNTY

Population Census, 1950—1,178

Land Area 0.9 sq. mi.

Net Valuation Taxable \$3,289,022

| | |
|--|---------------------|
| EXPENDITURES AND REQUIRED PAYMENTS FOR 1952 | |
| General Government | |
| Administrative and executive | \$22,374.37 |
| Assessment and collection of taxes | 5,435.63 |
| Finance Department | |
| Protection to Persons & Property | |
| Fire | 7,439.00 |
| Police | 29,907.50 |
| Other | |
| Streets and Roads | |
| Repairs and maintenance | 13,875.00 |
| Street lighting | 6,500.00 |
| Sanitation | |
| Street cleaning | |
| Garbage and ash removal | 14,000.00 |
| Sewers | 5,465.00 |
| Health and Charities | |
| Health service | 475.00 |
| Poor (including relief) | 400.00 |
| Hospitals (aid and maintenance) | |
| Other | |
| Recreation | |
| Beaches and boardwalks | 18,705.00 |
| Parks and playgrounds | 2,975.00 |
| Other | |
| Educational | |
| (Exclusive of school districts) .. | 400.00 |
| Unclassified Purposes | |
| (Including contingent) | 1,737.75 |
| SUB-TOTAL—Municipal functions.. | \$129,689.25 |
| Per Capita—Municipal functions | |
| Capital imp'ts and capital imp't fund | \$110.09 |
| Capital imp'ts and capital imp't fund | \$4,400.00 |
| Debt Service | |
| Principal payments .. | \$20,000.00 |
| Interest payments .. | 3,440.50 |
| Total | 23,440.50 |
| Per Capita Debt Service | |
| Deferred Charges and Statutory Expenditures | \$19.90 |
| Emergencies | \$400.00 |
| Other deferred chgs. .. | 16,206.44 |
| Total | 16,606.44 |
| TOTAL—Municipal expenditures .. | \$174,136.19 |
| Required Payments for Local School, County, and Special District Taxes | |
| | 83,299.56 |
| TOTAL EXPENDITURES AND REQUIRED PAYMENTS | \$257,435.75 |
| Reserve for uncollected taxes | \$19,710.29 |
| GRAND TOTAL—Budget | \$277,146.04 |
| RECEIPTS AND REVENUES REALIZED IN 1952 TO MEET EXPENDITURES AND REQUIRED PAYMENTS | |
| Surplus revenue appropriated .. | \$20,000.00 |
| Miscellaneous revenues realized .. | 50,250.53 |
| State aid revenues realized | 5,893.00 |
| Delinquent taxes including | |
| liens—1952 collections | 13,237.67 |
| Current taxes—1952 collections .. | 182,249.84 |
| Emergency borrowings | |
| TOTAL RECEIPTS AND REVENUES REALIZED | \$271,631.04 |

CAPITAL OUTLAY—1952

| | |
|----------------------------------|------------|
| Beaches and boardwalks | \$7,573.95 |
| Buildings and equipment | |
| Parks and playgrounds | |
| Sewers | |
| Streets, roads and bridges | 20,308.44 |
| Water supply | |
| Other | |

| | |
|------------------------------|---------------|
| Tax rate | \$5.98 |
| Local school tax rate | 0.93 |
| County tax rate | 1.61 |
| Local purpose tax rate | 3.44 |

TAXES

| | | |
|-----------------------------------|-----------------|-------------------|
| Local school tax ... | \$30,500.00 | |
| County taxes | 52,799.56 | |
| Special district taxes | | |
| Local purpose levy | | \$83,299.56 |
| Total tax levy (tax duplicate) .. | | <u>113,246.48</u> |
| Per Capita Total Tax Levy | \$166.85 | |

| | |
|--|--------------------|
| Current | |
| 1952 taxes levied (total) | \$196,546.04 |
| Collected in 1952 | 182,249.84 |
| Per cent of levy collected in 1952 ... | 92.72 |
| Transferred to liens | |
| Cancelled, abated or adjusted .. | 298.80 |
| Outstanding December 31, 1952 .. | <u>\$13,997.40</u> |

| | |
|------------------------------------|---------------|
| All Prior Years Outstanding | |
| Balance January 1, 1952 | \$13,266.54 |
| Collected in 1952 | 13,237.67 |
| Balance December 31, 1952 | <u>\$0.01</u> |

| | |
|------------------------------------|-----------------|
| Tax Title Liens Outstanding | |
| Balance January 1, 1952 | \$187.03 |
| Redeemed by cash | |
| Balance December 31, 1952 | <u>\$187.03</u> |

| | |
|---|-------------------|
| Property Acquired by Deed or Foreclosure | |
| Balance January 1, 1952 | \$8,000.00 |
| Sale for cash | |
| Balance December 31, 1952 | <u>\$8,000.00</u> |

CAPITAL DEBT, DECEMBER 31, 1952

| | |
|---------------------------|-------------|
| Gross Debt | |
| School debt | |
| Self-liquidating debt. .. | \$37,500.00 |
| Other capital debt .. | 181,000.00 |

| | |
|------------------------------------|---------------------|
| TOTAL GROSS DEBT | \$218,500.00 |
| Per Capita Gross Debt | \$185.48 |

| | |
|---------------------------|-------------|
| Deductions for | |
| School debt | |
| Self-liquidating debt. .. | \$37,500.00 |
| Other capital debt .. | |

| | |
|-------------------------------|---------------------|
| TOTAL DEDUCTIONS | 37,500.00 |
| NET DEBT | \$181,000.00 |

| | |
|------------------------------------|----------------|
| Average Assessed Valuations | |
| Real Property 1950-1951-1952 .. | \$2,985,874.00 |
| Per Cent of Net Debt | 6.06 |

| | |
|---|--------------------|
| CURRENT FINANCES DECEMBER 31, 1952 | |
| Cash | \$44,169.92 |
| Taxes receivable | 13,997.41 |
| Tax title liens | 187.03 |
| Foreclosed property | 8,000.00 |
| Accounts receivable | 90.00 |
| State road aid receivable .. | 2,000.00 |
| Emergencies and deferred charges .. | |
| TOTAL ASSETS | \$68,444.36 |

| | |
|--|--------------------|
| Cash liabilities | \$15,073.71 |
| Reserves | 22,274.44 |
| Surplus revenue | 31,096.21 |
| TOTAL LIABILITIES AND SURPLUS | \$68,444.36 |

SEA ISLE CITY—CITY—CAPE MAY COUNTY

Population Census, 1950—993

Land Area 3.0 sq. mi.

Net Valuation Taxable \$2,130,844

EXPENDITURES AND REQUIRED PAYMENTS FOR 1952

| | | |
|--|---------------------|--------|
| General Government | | |
| Administrative and executive | \$16,387.73 | |
| Assessment and collection of taxes | 16,605.53 | |
| Finance Department | | |
| Protection to Persons & Property | | |
| Fire | 9,196.21 | |
| Police | 33,553.45 | |
| Other | | |
| Streets and Roads | | |
| Repairs and maintenance | 24,497.25 | |
| Street lighting | 6,283.81 | |
| Sanitation | | |
| Street cleaning | 1,779.99 | |
| Garbage and ash removal | 9,771.41 | |
| Sewers | 3,000.00 | |
| Health and Charities | | |
| Health service | 725.20 | |
| Poor (including relief) | 105.00 | |
| Hospitals (aid and maintenance) | 600.00 | |
| Other | | |
| Recreation | | |
| Beaches and boardwalks | 21,297.15 | |
| Parks and playgrounds | 5,111.90 | |
| Other | 345.55 | |
| Educational (Exclusive of school districts) .. | | 318.90 |
| Unclassified Purposes (Including contingent) | | 769.59 |
| SUB-TOTAL—Municipal functions.. | \$150,348.67 | |

| | |
|---|-----------------|
| Per Capita—Municipal functions | \$151.41 |
| Capital imp'ts and capital imp't fund | \$4,200.00 |
| Debt Service | |
| Principal payments .. | \$16,000.00 |
| Interest payments .. | 6,517.50 |

| | |
|--------------------------------------|----------------|
| Total | 22,517.50 |
| Per Capita Debt Service | \$22.68 |

| | |
|--|------------|
| Deferred Charges and Statutory Expenditures | |
| Emergencies | |
| Other deferred chgs. | \$3,561.25 |
| Total | 3,561.25 |

| | |
|--|---------------------|
| TOTAL—Municipal expenditures .. | \$180,627.42 |
|--|---------------------|

| | |
|---|------------------|
| Required Payments for Local School, County, and Special District Taxes | 62,460.97 |
|---|------------------|

| | |
|---|---------------------|
| TOTAL EXPENDITURES AND REQUIRED PAYMENTS | \$243,088.39 |
|---|---------------------|

| | |
|-------------------------------------|---------------------|
| Reserve for uncollected taxes | \$26,945.99 |
| GRAND TOTAL—Budget | \$270,034.38 |

RECEIPTS AND REVENUES REALIZED IN 1952 TO MEET EXPENDITURES AND REQUIRED PAYMENTS

| | |
|------------------------------------|-------------|
| Surplus revenue appropriated .. | \$40,000.00 |
| Miscellaneous revenues realized .. | 67,145.69 |
| State aid revenues realized | 14,138.78 |
| Delinquent taxes including | |
| liens—1952 collections | 19,758.78 |
| current taxes—1952 collections .. | 163,849.72 |
| Emergency borrowings | |

| | |
|---|---------------------|
| TOTAL RECEIPTS AND REVENUES REALIZED | \$304,892.97 |
|---|---------------------|

CAPITAL OUTLAY—1952

| | |
|----------------------------------|-------------|
| Beaches and boardwalks | \$34,851.23 |
| Buildings and equipment | |
| Parks and playgrounds | |
| Sewers | |
| Streets, roads and bridges | |
| Water supply | |
| Other | |

| | |
|------------------------------|--------|
| Tax rate | \$8.43 |
| Local school tax rate | 1.67 |
| County tax rate | 1.26 |
| Local purpose tax rate | 5.50 |

TAXES

| | | |
|--|-------------|---------------------|
| Local school tax ... | \$35,535.18 | |
| County taxes | 26,925.79 | |
| Special district taxes | | |
| Local purpose levy | | \$62,460.97 |
| | | 117,173.74 |
| Total tax levy (tax duplicate) .. | | \$179,634.71 |

| | |
|--|-----------------|
| Per Capita Total Tax Levy | \$180.90 |
|--|-----------------|

| | |
|--|--------------|
| Current | |
| 1952 taxes levied (total) | \$182,094.75 |
| Collected in 1952 | 163,849.72 |
| Per cent of levy collected in 1952 ... | 89.98 |
| Transferred to liens | 8,046.49 |
| Cancelled, abated or adjusted ... | 133.48 |
| Outstanding December 31, 1952 .. | \$10,065.06 |

| | |
|------------------------------------|-------------|
| All Prior Years Outstanding | |
| Balance January 1, 1952 | \$12,557.27 |
| Collected in 1952 | 12,284.76 |
| Balance December 31, 1952 | \$118.49 |

| | |
|------------------------------------|--------------|
| Tax Title Liens Outstanding | |
| Balance January 1, 1952 | \$196,269.05 |
| Redeemed by cash | 7,474.02 |
| Balance December 31, 1952 | \$141,235.64 |

| | |
|---|--------------|
| Property Acquired by Deed or Foreclosure | |
| Balance January 1, 1952 | \$117,272.00 |
| Sale for cash | 39,316.00 |
| Balance December 31, 1952 | \$128,957.00 |

CAPITAL DEBT, DECEMBER 31, 1952

| | |
|---------------------------|-------------|
| Gross Debt | |
| School debt | |
| Self-liquidating debt. .. | \$77,000.00 |
| Other capital debt .. | 254,000.00 |

| | |
|------------------------------------|---------------------|
| TOTAL GROSS DEBT | \$331,000.00 |
| Per Capita Gross Debt | \$333.33 |

| | |
|---------------------------|-------------|
| Deductions for | |
| School debt | |
| Self-liquidating debt. .. | \$77,000.00 |
| Other capital debt .. | |

| | |
|-------------------------------|---------------------|
| TOTAL DEDUCTIONS | 77,000.00 |
| NET DEBT | \$254,000.00 |

| | |
|------------------------------------|----------------|
| Average Assessed Valuations | |
| Real Property 1950-1951-1952 .. | \$1,947,724.00 |
| Per Cent of Net Debt | 13.04 |

CURRENT FINANCES DECEMBER 31, 1952

| | |
|-------------------------------------|--------------|
| Cash | \$119,423.63 |
| Taxes receivable | 10,183.55 |
| Tax title liens | 141,235.64 |
| Foreclosed property | 128,957.00 |
| Accounts receivable | 385.79 |
| State road aid receivable | 21.74 |
| Emergencies and deferred charges .. | 1,058.35 |

| | |
|---------------------------|---------------------|
| TOTAL ASSETS | \$401,265.70 |
|---------------------------|---------------------|

| | |
|------------------------|-------------|
| Cash liabilities | \$20,295.68 |
| Reserves | 280,761.98 |
| Surplus revenue | 100,208.04 |

| | |
|--|---------------------|
| TOTAL LIABILITIES AND SURPLUS | \$401,265.70 |
|--|---------------------|

SEASIDE HEIGHTS BOROUGH—OCEAN COUNTY

Population Census, 1950—862

Land Area 0.25 sq. mi.

Net Valuation Taxable \$2,853,213

| | |
|---|---------------------|
| EXPENDITURES AND RE-REQUIRED PAYMENTS FOR 1952 | |
| General Government | |
| Administrative and executive | \$46,972.78 |
| Assessment and collection of taxes | 8,997.97 |
| Finance Department | |
| Protection to Persons & Property | |
| Fire | 4,600.00 |
| Police | 65,535.30 |
| Other | |
| Streets and Roads | |
| Repairs and maintenance | 6,155.56 |
| Street lighting | 3,000.00 |
| Sanitation | |
| Street cleaning | |
| Garbage and ash removal | 29,016.80 |
| Sewers | 17,823.43 |
| Health and Charities | |
| Health service | 1,202.00 |
| Poor (including relief) | 550.00 |
| Hospitals (aid and maintenance) | |
| Other | 1,200.00 |
| Recreation | |
| Beaches and boardwalks | 16,766.31 |
| Parks and playgrounds | 3,795.41 |
| Other | |
| Educational | |
| (Exclusive of school districts) .. | 100.00 |
| Unclassified Purposes | |
| (Including contingent) | 12,577.00 |
| SUB-TOTAL—Municipal functions.. | \$218,292.56 |
| Per Capita—Municipal functions | |
| Capital imp'ts and capital imp't fund | \$253.24 |
| Debt Service | \$44,782.28 |
| Principal payments .. | \$27,615.00 |
| Interest payments .. | 3,643.22 |
| Total | 31,258.22 |
| Per Capita Debt Service | |
| Deferred Charges and Statutory Expenditures | \$36.26 |
| Emergencies | \$7,100.00 |
| Other deferred chgs. | 9,696.00 |
| Total | 16,796.00 |
| TOTAL—Municipal expenditures .. | \$311,129.06 |
| Required Payments for Local School, County, and Special District Taxes | |
| TOTAL EXPENDITURES AND REQUIRED PAYMENTS | \$410,171.91 |
| Reserve for uncollected taxes | \$10,533.22 |
| GRAND TOTAL—Budget | \$420,705.13 |
| RECEIPTS AND REVENUES REALIZED IN 1952 TO MEET EXPENDITURES AND RE-REQUIRED PAYMENTS | |
| Surplus revenue appropriated .. | \$45,000.00 |
| Miscellaneous revenues realized. | 145,079.88 |
| State aid revenues realized | 3,721.11 |
| Delinquent taxes including | |
| liens—1952 collections | 5,194.64 |
| Current taxes—1952 collections.. | 204,310.79 |
| Emergency borrowings | |
| TOTAL RECEIPTS AND REVENUES REALIZED | \$403,306.42 |
| CAPITAL OUTLAY—1952 | |
| Beaches and boardwalks | |
| Buildings and equipment | \$60,346.42 |
| Parks and playgrounds | |
| Sewers | |
| Streets, roads and bridges | |
| Water supply | 74,684.80 |
| Other | 1,047.54 |

| | |
|-----------------------------|---------------|
| Tax rate | \$7.32 |
| Local school tax rate | 1.35 |
| County tax rate | 2.12 |
| Local purpose tax rate | 3.85 |

TAXES

| | | |
|---|-------------------|---------------------|
| Local school tax ... | \$38,420.00 | |
| County taxes | 60,622.85 | |
| Special district taxes | | |
| Local purpose levy | | \$99,042.85 |
| Total tax levy (tax duplicate) .. | 208,622.85 | \$208,622.85 |
| Per Capita Total Tax Levy | | |
| Current | | |
| 1952 taxes levied (total) | \$211,991.81 | |
| Collected in 1952 | 204,310.79 | |
| Per cent of levy collected in 1952 .. | 96.37 | |
| Transferred to liens | | |
| Cancelled, abated or adjusted | | |
| Outstanding December 31, 1952 .. | \$7,681.02 | |
| All Prior Years Outstanding | | |
| Balance January 1, 1952 | \$7,219.23 | |
| Collected in 1952 | 5,194.64 | |
| Balance December 31, 1952 | \$1,837.04 | |
| Tax Title Liens Outstanding | | |
| Balance January 1, 1952 | \$1,114.90 | |
| Redeemed by cash | | |
| Balance December 31, 1952 | | |
| Property Acquired by Deed or Foreclosure | | |
| Balance January 1, 1952 | \$15,416.00 | |
| Sale for cash | 15,416.00 | |
| Balance December 31, 1952 | \$600.00 | |

CAPITAL DEBT, DECEMBER 31, 1952

| | |
|------------------------------------|---------------------|
| Gross Debt | |
| School debt | \$10,000.00 |
| Self-liquidating debt .. | 190,400.00 |
| Other capital debt .. | 167,855.00 |
| TOTAL GROSS DEBT | \$368,255.00 |
| Per Capita Gross Debt | |
| Deductions for | |
| School debt | \$10,000.00 |
| Self-liquidating debt .. | 190,400.00 |
| Other capital debt .. | |
| TOTAL DEDUCTIONS | 200,400.00 |
| NET DEBT | \$167,855.00 |
| Average Assessed Valuations | |
| Real Property 1950-1951-1952.. | \$2,566,268.00 |
| Per Cent of Net Debt | 6.54 |

CURRENT FINANCES DECEMBER 31, 1952

| | |
|--|--------------------|
| Cash | \$25,364.69 |
| Taxes receivable | 9,518.06 |
| Tax title liens | |
| Foreclosed property | 600.00 |
| Accounts receivable | 166.41 |
| State road aid receivable | 5,951.11 |
| Emergencies and deferred charges .. | 34,082.28 |
| TOTAL ASSETS | \$75,682.55 |
| Cash liabilities | \$37,831.10 |
| Reserves | 10,284.47 |
| Surplus revenue | 27,566.98 |
| TOTAL LIABILITIES AND SURPLUS | \$75,682.55 |

SEASIDE PARK BOROUGH—OCEAN COUNTY

Population Census, 1950—987

Land Area 0.6 sq. mi.

Net Valuation Taxable \$2,742,572

| | |
|--|---------------------|
| EXPENDITURES AND REQUIRED PAYMENTS FOR 1952 | |
| General Government | |
| Administrative and executive . . . | \$45,102.96 |
| Assessment and collection of taxes | 5,850.00 |
| Finance Department | |
| Protection to Persons & Property | |
| Fire | 8,640.00 |
| Police | 42,334.86 |
| Other | |
| Streets and Roads | |
| Repairs and maintenance | 22,022.85 |
| Street lighting | 6,000.00 |
| Sanitation | |
| Street cleaning | |
| Garbage and ash removal | 18,667.31 |
| Sewers | |
| Health and Charities | |
| Health service | 6.10 |
| Poor (including relief) | 300.00 |
| Hospitals (aid and maintenance) . . | 200.00 |
| Other | 1,017.37 |
| Recreation | |
| Beaches and boardwalks | 13,083.10 |
| Parks and playgrounds | 2,143.28 |
| Other | |
| Educational | |
| (Exclusive of school districts) . . | 100.00 |
| Unclassified Purposes | |
| (Including contingent) | 5,719.00 |
| SUB-TOTAL—Municipal functions.. | \$171,186.83 |
| Per Capita—Municipal functions . . . | |
| Capital imp'ts and capital imp't fund | \$173.44 |
| Debt Service | \$40,750.00 |
| Principal payments | \$27,000.00 |
| Interest payments | 4,367.50 |
| Total | 31,367.50 |
| Per Capita Debt Service | |
| | \$31.78 |
| Deferred Charges and Statutory Expenditures | |
| Emergencies | \$1,000.00 |
| Other deferred chgs. | 34,769.50 |
| Total | 35,769.50 |
| TOTAL—Municipal expenditures . . | \$279,073.83 |
| Required Payments for Local School, County, and Special District Taxes | |
| | 94,728.78 |
| TOTAL EXPENDITURES AND REQUIRED PAYMENTS | \$373,802.61 |
| Reserve for uncollected taxes | \$32,526.17 |
| GRAND TOTAL—Budget | \$406,328.78 |
| RECEIPTS AND REVENUES REALIZED IN 1952 TO MEET EXPENDITURES AND REQUIRED PAYMENTS | |
| Surplus revenue appropriated | \$50,000.00 |
| Miscellaneous revenues realized . . . | 82,718.61 |
| State aid revenues realized | 5,751.22 |
| Delinquent taxes including liens—1952 collections | 16,074.53 |
| Current taxes—1952 collections . . . | 234,444.68 |
| Emergency borrowings | |
| TOTAL RECEIPTS AND REVENUES REALIZED | \$388,989.04 |
| CAPITAL OUTLAY—1952 | |
| Beaches and boardwalks | |
| Buildings and equipment | \$128,250.00 |
| Parks and playgrounds | |
| Sewers | 12,315.22 |
| Streets, roads and bridges | |
| Water supply | 6,964.85 |
| Other | |

| | |
|----------------------------------|--------|
| Tax rate | \$9.02 |
| Local school tax rate | 1.33 |
| County tax rate | 2.12 |
| Local purpose tax rate | 5.57 |

TAXES

| | |
|---|---------------------|
| Local school tax | \$36,537.50 |
| County taxes | 58,191.28 |
| Special district taxes | |
| Local purpose levy | \$94,728.78 |
| | 152,600.00 |
| Total tax levy (tax duplicate) . . | \$247,328.78 |

| | |
|--|-----------------|
| Per Capita Total Tax Levy | \$250.59 |
|--|-----------------|

| | |
|--|--------------|
| Current | |
| 1952 taxes levied (total) | \$249,594.44 |
| Collected in 1952 | 234,444.68 |
| Per cent of levy collected in 1952 . . . | 93.93 |
| Transferred to liens | 160.10 |
| Cancelled, abated or adjusted | 1,223.29 |
| Outstanding December 31, 1952 . . . | \$13,766.37 |

| | |
|-------------------------------------|-------------|
| All Prior Years Outstanding | |
| Balance January 1, 1952 | \$19,345.05 |
| Collected in 1952 | 16,074.53 |
| Balance December 31, 1952 | \$3,020.00 |

| | |
|-------------------------------------|------------|
| Tax Title Liens Outstanding | |
| Balance January 1, 1952 | \$2,824.63 |
| Redeemed by cash | |
| Balance December 31, 1952 | \$3,274.39 |

| | |
|---|------------|
| Property Acquired by Deed or Foreclosure | |
| Balance January 1, 1952 | \$6,015.00 |
| Sale for cash | |
| Balance December 31, 1952 | \$6,015.00 |

CAPITAL DEBT, DECEMBER 31, 1952

| | |
|---------------------------------|-------------|
| Gross Debt | |
| School debt | \$10,000.00 |
| Self-liquidating debt | 382,500.00 |
| Other capital debt | 199,500.00 |

| | |
|--|---------------------|
| TOTAL GROSS DEBT | \$592,000.00 |
| Per Capita Gross Debt | \$599.80 |

| | |
|---------------------------------|-------------|
| Deductions for | |
| School debt | \$10,000.00 |
| Self-liquidating debt | 57,060.00 |
| Other capital debt | |

| | |
|-----------------------------------|---------------------|
| TOTAL DEDUCTIONS | 67,060.00 |
| NET DEBT | \$524,940.00 |

| | |
|------------------------------------|----------------|
| Average Assessed Valuations | |
| Real Property 1950-1951-1952 . . . | \$2,536,561.00 |
| Per Cent of Net Debt | 20.69 |

| | |
|---|-------------|
| CURRENT FINANCES DECEMBER 31, 1952 | |
| Cash | \$52,378.79 |
| Taxes receivable | 16,786.37 |
| Tax title liens | 3,274.39 |
| Foreclosed property | 6,015.00 |
| Accounts receivable | |
| State road aid receivable | 8,000.00 |
| Emergencies and deferred charges . . | 18,000.00 |

| | |
|-------------------------------|---------------------|
| TOTAL ASSETS | \$104,454.55 |
|-------------------------------|---------------------|

| | |
|----------------------------|-------------|
| Cash liabilities | \$26,013.62 |
| Reserves | 26,075.76 |
| Surplus revenue | 52,365.17 |

| | |
|--|---------------------|
| TOTAL LIABILITIES AND SURPLUS | \$104,454.55 |
|--|---------------------|

SECAUCUS TOWN—HUDSON COUNTY

Population Census, 1950—9,750

Land Area 6.1 sq. mi.

Net Valuation Taxable \$9,299,247

| | |
|--|---------------------|
| EXPENDITURES AND REQUIRED PAYMENTS FOR 1952 | |
| General Government | |
| Administrative and executive | \$46,890.00 |
| Assessment and collection of taxes | 5,700.00 |
| Finance Department | 850.00 |
| Protection to Persons & Property | |
| Fire | 32,950.00 |
| Police | 122,765.00 |
| Other | |
| Streets and Roads | |
| Repairs and maintenance | 28,500.00 |
| Street lighting | 10,600.00 |
| Sanitation | |
| Street cleaning | |
| Garbage and ash removal | 21,624.00 |
| Sewers | 1,300.00 |
| Health and Charities | |
| Health service | 5,630.00 |
| Poor (including relief) | 8,100.00 |
| Hospitals (aid and maintenance) | |
| Other | |
| Recreation | |
| Beaches and boardwalks | |
| Parks and playgrounds | 7,300.00 |
| Other | |
| Educational | |
| (Exclusive of school districts) .. | 3,300.00 |
| Unclassified Purposes | |
| (Including contingent) | 2,020.00 |
| SUB-TOTAL—Municipal functions.. | \$297,529.00 |
| Per Capita—Municipal functions \$30.52 | |
| Capital imp'ts and capital imp't fund | \$34,511.90 |
| Debt Service | |
| Principal payments .. | \$35,163.65 |
| Interest payments .. | 13,431.10 |
| Total | *48,594.75 |
| Per Capita Debt Service | |
| Deferred Charges and Statutory Expenditures | |
| Emergencies | \$26,915.00 |
| Other deferred chgs. | 17,586.53 |
| Total | 44,501.53 |
| TOTAL—Municipal expenditures .. | \$425,137.18 |
| Required Payments for Local School, County, and Special District Taxes | |
| 258,823.03 | |
| TOTAL EXPENDITURES AND REQUIRED PAYMENTS | |
| \$683,960.21 | |
| Reserve for uncollected taxes | \$21,031.45 |
| GRAND TOTAL—Budget | \$704,991.66 |
| RECEIPTS AND REVENUES REALIZED IN 1952 TO MEET EXPENDITURES AND REQUIRED PAYMENTS | |
| Surplus revenue appropriated .. | \$43,000.00 |
| Miscellaneous revenues realized .. | 97,544.89 |
| State aid revenues realized | 28,810.00 |
| Delinquent taxes including liens—1952 collections | 7,969.12 |
| Current taxes—1952 collections .. | 515,047.74 |
| Emergency borrowings | |
| TOTAL RECEIPTS AND REVENUES REALIZED | \$692,371.75 |

CAPITAL OUTLAY—1952

| | |
|----------------------------------|------------|
| Beaches and boardwalks | |
| Buildings and equipment | \$9,762.75 |
| Parks and playgrounds | |
| Sewers | |
| Streets, roads and bridges | |
| Water supply | |
| Other | |

* Includes \$22,980 Art. VI School Debt Service.

| | |
|------------------------------|---------------|
| Tax rate | \$5.67 |
| Local school tax rate | 2.35 |
| County tax rate | 0.43 |
| Local purpose tax rate | 2.89 |

TAXES

| | | |
|-----------------------------------|----------------|-------------------|
| Local school tax ... | \$218,652.65 | |
| County taxes | 40,170.38 | |
| Special district taxes | | |
| Local purpose levy | | \$258,823.03 |
| Total tax levy (tax duplicate) .. | | <u>269,133.63</u> |
| Per Capita Total Tax Levy | \$54.15 | |

| | |
|--|--------------------|
| Current | |
| 1952 taxes levied (total) | \$533,969.50 |
| Collected in 1952 | 515,047.74 |
| Per cent of levy collected in 1952 ... | 96.45 |
| Transferred to liens | 4,123.47 |
| Cancelled, abated or adjusted .. | 2,098.75 |
| Outstanding December 31, 1952 .. | <u>\$12,699.54</u> |

| | |
|------------------------------------|-------------------|
| All Prior Years Outstanding | |
| Balance January 1, 1952 | \$10,002.32 |
| Collected in 1952 | 7,916.39 |
| Balance December 31, 1952 | <u>\$1,342.88</u> |

| | |
|------------------------------------|--------------------|
| Tax Title Liens Outstanding | |
| Balance January 1, 1952 | \$7,882.66 |
| Redeemed by cash | 52.73 |
| Balance December 31, 1952 | <u>\$12,006.13</u> |

| | |
|---|--------------------|
| Property Acquired by Deed or Foreclosure | |
| Balance January 1, 1952 | \$85,300.00 |
| Sale for cash | |
| Balance December 31, 1952 | <u>\$85,300.00</u> |

CAPITAL DEBT, DECEMBER 31, 1952

| | |
|------------------------------------|---------------------|
| Gross Debt | |
| School debt | \$202,000.00 |
| Self-liquidating debt .. | |
| Other capital debt .. | 150,750.00 |
| TOTAL GROSS DEBT | \$352,750.00 |
| Per Capita Gross Debt | \$36.18 |

| | |
|-------------------------------|---------------------|
| Deductions for | |
| School debt | \$202,000.00 |
| Self-liquidating debt .. | |
| Other capital debt .. | |
| TOTAL DEDUCTIONS | 202,000.00 |
| NET DEBT | \$150,750.00 |

| | |
|------------------------------------|----------------|
| Average Assessed Valuations | |
| Real Property 1950-1951-1952 .. | \$8,114,456.00 |
| Per Cent of Net Debt | 1.85 |

CURRENT FINANCES DECEMBER 31, 1952

| | |
|--|---------------------|
| Cash | \$279,658.06 |
| Taxes receivable | 14,042.42 |
| Tax title liens | 12,006.13 |
| Foreclosed property | 85,300.00 |
| Accounts receivable | 838.34 |
| State road aid receivable .. | 265.89 |
| Emergencies and deferred charges .. | 10,322.20 |
| TOTAL ASSETS | \$402,433.04 |
| Cash liabilities | \$119,195.83 |
| Reserves | 112,186.89 |
| Surplus revenue | 171,050.32 |
| TOTAL LIABILITIES AND SURPLUS | \$402,433.04 |

SHAMONG TOWNSHIP—BURLINGTON COUNTY

Population Census, 1950—712

Land Area 46.61 sq. mi.

Net Valuation Taxable \$337,600

| EXPENDITURES AND RE- QUIRED PAYMENTS FOR 1952 | |
|--|--------------------|
| General Government | |
| Administrative and executive | \$1,417.68 |
| Assessment and collection of taxes | 1,621.68 |
| Finance Department | 180.00 |
| Protection to Persons & Property | |
| Fire | 1,500.00 |
| Police | 55.70 |
| Other | |
| Streets and Roads | |
| Repairs and maintenance | 3,984.95 |
| Street lighting | |
| Sanitation | |
| Street cleaning | |
| Garbage and ash removal | |
| Sewers | |
| Health and Charities | |
| Health service | 9.50 |
| Poor (including relief) | 30.00 |
| Hospitals (aid and maintenance) | |
| Other | |
| Recreation | |
| Beaches and boardwalks | |
| Parks and playgrounds | |
| Other | |
| Educational (Exclusive of school districts) .. | |
| | |
| Unclassified Purposes (Including contingent) | |
| | |
| SUB-TOTAL—Municipal functions.. | \$13,799.51 |

| | |
|--|--------------------|
| Per Capita—Municipal functions | \$19.38 |
| Capital imp'ts and capital imp't fund | |
| Debt Service | |
| Principal payments . | \$1,000.00 |
| Interest payments . | 375.00 |
| Total | \$1,375.00 |
| Per Capita Debt Service | \$1.93 |
| Deferred Charges and Statutory Expenditures | |
| Emergencies | |
| Other deferred chgs. | |
| Total | |
| TOTAL—Municipal expenditures .. | \$15,174.51 |

| | |
|---|------------------|
| Required Payments for Local School, County, and Special District Taxes | 30,222.82 |
|---|------------------|

| | |
|---|--------------------|
| TOTAL EXPENDITURES AND REQUIRED PAYMENTS | \$45,397.33 |
| Reserve for uncollected taxes | \$5,029.50 |
| GRAND TOTAL—Budget | \$50,426.83 |

| RECEIPTS AND REVENUES REALIZED IN 1952 TO MEET EXPENDITURES AND RE- QUIRED PAYMENTS | |
|--|--------------------|
| Surplus revenue appropriated | \$3,000.00 |
| Miscellaneous revenues realized | 6,389.71 |
| State aid revenues realized | 4,568.00 |
| Delinquent taxes including liens—1952 collections | 3,602.25 |
| Current taxes—1952 collections .. | 33,622.01 |
| Emergency borrowings | |
| TOTAL RECEIPTS AND REVENUES REALIZED | \$51,181.97 |

CAPITAL OUTLAY—1952

| | |
|----------------------------------|-------|
| Beaches and boardwalks | |
| Buildings and equipment | |
| Parks and playgrounds | |
| Sewers | |
| Streets, roads and bridges | |
| Water supply | |
| Other | |

| | |
|-----------------------------|----------------|
| Tax rate | \$11.02 |
| Local school tax rate | 6.70 |
| County tax rate | 2.25 |
| Local purpose tax rate | 2.07 |

TAXES

| | | |
|--|----------------|--------------------|
| Local school tax ... | \$22,633.98 | |
| County taxes | 7,588.84 | |
| Special district taxes | | |
| Local purpose levy | | \$30,222.82 |
| | | 6,925.06 |
| Total tax levy (tax duplicate) .. | | \$37,147.88 |
| Per Capita Total Tax Levy | \$52.17 | |

| | |
|---|-------------------|
| Current | |
| 1952 taxes levied (total) | \$37,212.80 |
| Collected in 1952 | 33,622.01 |
| Per cent of levy col- lected in 1952 ... | 90.35 |
| Transferred to liens | 44.19 |
| Cancelled, abated or adjusted | |
| Outstanding December 31, 1952 .. | \$3,546.60 |

| | |
|------------------------------------|-------------------|
| All Prior Years Outstanding | |
| Balance January 1, 1952 | \$5,661.19 |
| Collected in 1952 | 3,602.25 |
| Balance December 31, 1952 | \$1,850.45 |

| | |
|------------------------------------|-------------------|
| Tax Title Liens Outstanding | |
| Balance January 1, 1952 | \$3,272.25 |
| Redeemed by cash | |
| Balance December 31, 1952 | \$3,305.82 |

| | |
|---|-------|
| Property Acquired by Deed or Foreclosure | |
| Balance January 1, 1952 | |
| Sale for cash | |
| Balance December 31, 1952 | |

CAPITAL DEBT, DECEMBER 31, 1952

| | |
|------------------------------------|--------------------|
| Gross Debt | |
| School debt | \$17,500.00 |
| Self-liquidating debt. | |
| Other capital debt .. | 6,500.00 |
| TOTAL GROSS DEBT | \$24,000.00 |
| Per Capita Gross Debt | \$33.71 |

| | |
|-------------------------------|-------------------|
| Deductions for | |
| School debt | \$17,500.00 |
| Self-liquidating debt. | |
| Other capital debt .. | |
| TOTAL DEDUCTIONS | 17,500.00 |
| NET DEBT | \$6,500.00 |

| | |
|------------------------------------|--------------|
| Average Assessed Valuations | |
| Real Property 1950-1951-1952.. | \$296,398.00 |
| Per Cent of Net Debt | 2.19 |

CURRENT FINANCES DECEMBER 31, 1952

| | |
|-------------------------------------|--------------------|
| Cash | \$19,552.61 |
| Taxes receivable | 5,397.05 |
| Tax title liens | 3,305.82 |
| Foreclosed property | |
| Accounts receivable | 228.98 |
| State road aid receivable | |
| Emergencies and deferred charges .. | 170.20 |
| TOTAL ASSETS | \$28,654.66 |

| | |
|------------------------|-----------|
| Cash liabilities | \$201.78 |
| Reserves | 8,931.85 |
| Surplus revenue | 19,521.03 |

| | |
|--|--------------------|
| TOTAL LIABILITIES AND SURPLUS | \$28,654.66 |
|--|--------------------|

SHILOH BOROUGH—CUMBERLAND COUNTY

Population Census, 1950—427 Land Area 1.3 sq. mi. Net Valuation Taxable \$269,060

| | |
|--|-------------------|
| EXPENDITURES AND REQUIRED PAYMENTS FOR 1952 | |
| General Government | |
| Administrative and executive | \$1,028.72 |
| Assessment and collection of taxes | 313.96 |
| Finance Department | 86.40 |
| Protection to Persons & Property | |
| Fire | 467.21 |
| Police | 34.09 |
| Other | |
| Streets and Roads | |
| Repairs and maintenance | 515.56 |
| Street lighting | 780.43 |
| Sanitation | |
| Street cleaning | |
| Garbage and ash removal | |
| Sewers | |
| Health and Charities | |
| Health service | 9.00 |
| Poor (including relief) | 30.00 |
| Hospitals (aid and maintenance) | |
| Other | |
| Recreation | |
| Beaches and boardwalks | |
| Parks and playgrounds | |
| Other | |
| Educational | |
| (Exclusive of school districts) .. | |
| Unclassified Purposes | |
| (Including contingent) | 90.00 |
| SUB-TOTAL—Municipal functions.. | \$3,355.37 |

| | |
|--|-------------------|
| Per Capita—Municipal functions | \$7.86 |
| Capital imp'ts and capital imp't fund | 1,333.34 |
| Debt Service | |
| Principal payments .. | |
| Interest payments .. | |
| Total | |
| Per Capita Debt Service | |
| Deferred Charges and Statutory Expenditures | |
| Emergencies | |
| Other deferred chgs. | |
| Total | |
| TOTAL—Municipal expenditures .. | \$4,688.71 |

| | |
|---|--------------------|
| Required Payments for Local School, County, and Special District Taxes | 15,952.47 |
| TOTAL EXPENDITURES AND REQUIRED PAYMENTS | \$20,641.18 |
| Reserve for uncollected taxes | \$1,681.39 |
| GRAND TOTAL—Budget | \$22,322.57 |

| | |
|--|--------------------|
| RECEIPTS AND REVENUES REALIZED IN 1952 TO MEET EXPENDITURES AND REQUIRED PAYMENTS | |
| Surplus revenue appropriated .. | \$3,186.67 |
| Miscellaneous revenues realized .. | 1,766.39 |
| State aid revenues realized | 1,664.00 |
| Delinquent taxes including | |
| liens—1952 collections | 412.28 |
| Current taxes—1952 collections.. | 16,686.15 |
| Emergency borrowings | |
| TOTAL RECEIPTS AND REVENUES REALIZED | \$23,715.49 |

| | |
|----------------------------------|-------|
| CAPITAL OUTLAY—1952 | |
| Beaches and boardwalks | |
| Buildings and equipment | |
| Parks and playgrounds | |
| Sewers | |
| Streets, roads and bridges | |
| Water supply | |
| Other | |

| | |
|------------------------------|---------------|
| Tax rate | \$6.27 |
| Local school tax rate | 4.56 |
| County tax rate | 1.37 |
| Local purpose tax rate | 0.34 |

| | |
|--|--------------------|
| TAXES | |
| Local school tax ... | \$12,272.85 |
| County taxes | 3,679.62 |
| Special district taxes | |
| Local purpose levy | \$15,952.47 |
| | 907.32 |
| Total tax levy (tax duplicate) .. | \$16,860.29 |

| | |
|--|----------------|
| Per Capita Total Tax Levy | \$39.49 |
|--|----------------|

| | |
|--|-------------|
| Current | |
| 1952 taxes levied (total) | \$16,947.23 |
| Collected in 1952 | 16,686.15 |
| Per cent of levy collected in 1952 ... | 98.45 |
| Transferred to liens | |
| Cancelled, abated or adjusted .. | 31.35 |
| Outstanding December 31, 1952 .. | \$229.73 |

| | |
|------------------------------------|----------|
| All Prior Years Outstanding | |
| Balance January 1, 1952 | \$423.90 |
| Collected in 1952 | 412.28 |
| Balance December 31, 1952 | \$11.62 |

| | |
|------------------------------------|-------|
| Tax Title Liens Outstanding | |
| Balance January 1, 1952 | |
| Redeemed by cash | |
| Balance December 31, 1952 | |

| | |
|---|-------|
| Property Acquired by Deed or Foreclosure | |
| Balance January 1, 1952 | |
| Sale for cash | |
| Balance December 31, 1952 | |

| | |
|--|--------------|
| CAPITAL DEBT, DECEMBER 31, 1952 | |
| Gross Debt | |
| School debt | |
| Self-liquidating debt. | |
| Other capital debt .. | |
| TOTAL GROSS DEBT | |
| Per Capita Gross Debt | |

| | |
|-------------------------------|--------------|
| Deductions for | |
| School debt | |
| Self-liquidating debt. | |
| Other capital debt .. | |
| TOTAL DEDUCTIONS | |
| NET DEBT | |

| | |
|------------------------------------|--------------|
| Average Assessed Valuations | |
| Real Property 1950-1951-1952.. | \$236,827.00 |
| Per Cent of Net Debt | |

| | |
|---|--------------------|
| CURRENT FINANCES DECEMBER 31, 1952 | |
| Cash | \$13,080.05 |
| Taxes receivable | 241.35 |
| Tax title liens | |
| Foreclosed property | |
| Accounts receivable | 50.14 |
| State road aid receivable | |
| Emergencies and deferred charges .. | |
| TOTAL ASSETS | \$13,371.54 |

| | |
|--|--------------------|
| Cash liabilities | \$594.78 |
| Reserves | 291.49 |
| Surplus revenue | 12,485.27 |
| TOTAL LIABILITIES AND SURPLUS | \$13,371.54 |

SHIP BOTTOM BOROUGH—OCEAN COUNTY

Population Census, 1950—533

Land Area 0.71 sq. mi.

Net Valuation Taxable \$1,230,810

EXPENDITURES AND REQUIRED PAYMENTS FOR 1952

| | |
|---|--------------------|
| General Government | |
| Administrative and executive | \$10,024.42 |
| Assessment and collection of taxes | 9,979.98 |
| Finance Department | |
| Protection to Persons & Property | |
| Fire | 4,937.75 |
| Police | 15,530.03 |
| Other | |
| Streets and Roads | |
| Repairs and maintenance | 17,000.69 |
| Street lighting | 5,342.81 |
| Sanitation | |
| Street cleaning | |
| Garbage and ash removal | 2,499.84 |
| Sewers | |
| Health and Charities | |
| Health service | 150.00 |
| Poor (including relief) | 281.00 |
| Hospitals (aid and maintenance) | |
| Other | 445.26 |
| Recreation | |
| Beaches and boardwalks | 1,668.63 |
| Parks and playgrounds | |
| Other | |
| Educational | |
| (Exclusive of school districts) .. | |
| Unclassified Purposes | |
| (Including contingent) | 146.44 |
| SUB-TOTAL—Municipal functions.. | \$68,006.85 |

| | |
|--|-----------------|
| Per Capita—Municipal functions | \$127.59 |
| Capital imp'ts and capital imp't fund | \$316.00 |
| Debt Service | |
| Principal payments .. | |
| Interest payments .. | |
| Total | |
| Per Capita Debt Service | |
| | |
| Deferred Charges and Statutory Expenditures | |
| Emergencies | |
| Other deferred chgs. | \$7,916.64 |
| Total | 7,916.64 |

| | |
|---|--------------------|
| TOTAL—Municipal expenditures .. | \$76,239.49 |
| Required Payments for Local School, County, and Special District Taxes | |
| | 43,260.39 |

| | |
|---|---------------------|
| TOTAL EXPENDITURES AND REQUIRED PAYMENTS | \$119,499.88 |
| Reserve for uncollected taxes | \$11,090.23 |
| GRAND TOTAL—Budget | \$130,590.11 |

| | |
|--|---------------------|
| RECEIPTS AND REVENUES REALIZED IN 1952 TO MEET EXPENDITURES AND REQUIRED PAYMENTS | |
| Surplus revenue appropriated .. | \$28,000.00 |
| Miscellaneous revenues realized .. | 16,354.33 |
| State aid revenues realized | 5,391.00 |
| Delinquent taxes including | |
| Liens—1952 collections | 7,658.13 |
| Current taxes—1952 collections .. | 83,441.09 |
| Emergency borrowings | |
| TOTAL RECEIPTS AND REVENUES REALIZED | \$140,844.55 |

CAPITAL OUTLAY—1952

| | |
|----------------------------------|------------|
| Beaches and boardwalks | |
| Buildings and equipment | |
| Parks and playgrounds | |
| Sewers | |
| Streets, roads and bridges | |
| Water supply | \$3,172.42 |
| Other | |

| | |
|------------------------------|---------------|
| Tax rate | \$7.27 |
| Local school tax rate | 1.39 |
| County tax rate | 2.12 |
| Local purpose tax rate | 3.76 |

TAXES

| | | |
|--|--------------|--------------------|
| Local school tax ... | \$17,116.40 | |
| County taxes | 26,143.99 | |
| Special district taxes | | |
| Local purpose levy | | \$43,260.39 |
| | | 46,160.65 |
| Total tax levy (tax duplicate) .. | | \$89,421.04 |

| | |
|--|-----------------|
| Per Capita Total Tax Levy | \$167.77 |
|--|-----------------|

| | |
|--|-------------|
| Current | |
| 1952 taxes levied (total) | \$92,107.18 |
| Collected in 1952 | 83,441.09 |
| Per cent of levy collected in 1952 ... | 90.59 |
| Transferred to liens | 1,081.51 |
| Cancelled, abated or adjusted ... | 516.19 |
| Outstanding December 31, 1952 .. | \$7,068.39 |

| | |
|------------------------------------|------------|
| All Prior Years Outstanding | |
| Balance January 1, 1952 | \$7,359.09 |
| Collected in 1952 | 6,052.50 |
| Balance December 31, 1952 | \$1,306.59 |

| | |
|------------------------------------|-------------|
| Tax Title Liens Outstanding | |
| Balance January 1, 1952 | \$47,484.73 |
| Redeemed by cash | 1,605.63 |
| Balance December 31, 1952 | \$46,960.61 |

| | |
|---|-------------|
| Property Acquired by Deed or Foreclosure | |
| Balance January 1, 1952 | \$45,723.02 |
| Sale for cash | 52,605.00 |
| Balance December 31, 1952 | \$43,718.02 |

CAPITAL DEBT, DECEMBER 31, 1952

| | |
|------------------------------------|---------------------|
| Gross Debt | |
| School debt | \$47,275.00 |
| Self-liquidating debt. .. | 68,000.00 |
| Other capital debt .. | |
| TOTAL GROSS DEBT | \$115,275.00 |
| Per Capita Gross Debt | \$216.28 |

| | |
|-------------------------------|-------------------|
| Deductions for | |
| School debt | \$47,275.00 |
| Self-liquidating debt. .. | 68,000.00 |
| Other capital debt .. | |
| TOTAL DEDUCTIONS | 115,275.00 |

NET DEBT

| | |
|------------------------------------|----------------|
| Average Assessed Valuations | |
| Real Property 1950-1951-1952.. | \$1,060,010.00 |
| Per Cent of Net Debt | |

CURRENT FINANCES DECEMBER 31, 1952

| | |
|-------------------------------------|---------------------|
| Cash | \$111,151.53 |
| Taxes receivable | 8,374.98 |
| Tax title liens | 46,960.61 |
| Foreclosed property | 43,718.02 |
| Accounts receivable | 3,845.65 |
| State road aid receivable | |
| Emergencies and deferred charges .. | |
| TOTAL ASSETS | \$213,050.79 |

| | |
|------------------------|------------|
| Cash liabilities | \$6,671.06 |
| Reserves | 101,899.26 |
| Surplus revenue | 104,480.47 |

| | |
|--|---------------------|
| TOTAL LIABILITIES AND SURPLUS | \$213,050.79 |
|--|---------------------|

SHREWSBURY BOROUGH—MONMOUTH COUNTY

Population Census, 1950—1,613

Land Area sq. mi.

Net Valuation Taxable \$2,808,400

| | |
|--|--------------------|
| EXPENDITURES AND REQUIRED PAYMENTS FOR 1952 | |
| General Government | |
| Administrative and executive | \$6,625.00 |
| Assessment and collection of taxes | 2,800.00 |
| Finance Department | |
| Protection to Persons & Property | |
| Fire | 6,300.00 |
| Police | 11,700.00 |
| Other | 1,000.00 |
| Streets and Roads | |
| Repairs and maintenance | 10,300.00 |
| Street lighting | 4,300.00 |
| Sanitation | |
| Street cleaning | |
| Garbage and ash removal | 4,000.00 |
| Sewers | |
| Health and Charities | |
| Health service | 950.00 |
| Poor (including relief) | 475.00 |
| Hospitals (aid and maintenance) .. | |
| Other | |
| Recreation | |
| Beaches and boardwalks | |
| Parks and playgrounds | 500.00 |
| Other | |
| Educational | |
| (Exclusive of school districts) .. | |
| Unclassified Purposes | |
| (including contingent) | 1,500.00 |
| SUB-TOTAL—Municipal functions.. | \$50,450.00 |

| | |
|--|-----------------|
| Per Capita—Municipal functions | \$31.28 |
| Capital imp'ts and capital imp't fund | \$4,600.00 |
| Debt Service | |
| Principal payments .. | \$2,000.00 |
| Interest payments .. | 150.00 |
| Total | 2,150.00 |
| Per Capita Debt Service | |
| Service | \$1.33 |
| Deferred Charges and Statutory Expenditures | |
| Emergencies | |
| Other deferred chgs. | \$3,036.00 |
| Total | 3,036.00 |

| | |
|---|--------------------|
| TOTAL—Municipal expenditures .. | \$60,236.00 |
| Required Payments for Local School, County, and Special District Taxes | |
| | 139,782.32 |

| | |
|---|---------------------|
| TOTAL EXPENDITURES AND REQUIRED PAYMENTS | \$200,018.32 |
| Reserve for uncollected taxes | \$25,184.30 |
| GRAND TOTAL—Budget | \$225,202.62 |

| | |
|--|-------------|
| RECEIPTS AND REVENUES REALIZED IN 1952 TO MEET EXPENDITURES AND REQUIRED PAYMENTS | |
| Surplus revenue appropriated .. | \$12,000.00 |
| Miscellaneous revenues realized .. | 16,365.81 |
| State aid revenues realized | 3,716.25 |
| Delinquent taxes including | |
| liens—1952 collections | 12,828.00 |
| Current taxes—1952 collections.. | 181,783.27 |
| Emergency borrowings | |

| | |
|---|---------------------|
| TOTAL RECEIPTS AND REVENUES REALIZED | \$226,693.33 |
|---|---------------------|

CAPITAL OUTLAY—1952

| | |
|----------------------------------|------------|
| Beaches and boardwalks | |
| Buildings and equipment | \$1,222.25 |
| Parks and playgrounds | |
| Sewers | |
| Streets, roads and bridges | |
| Water supply | |
| Other | |

| | |
|------------------------------|---------------|
| Tax rate | \$6.94 |
| Local school tax rate | 3.39 |
| County tax rate | 1.59 |
| Local purpose tax rate | 1.96 |

TAXES

| | |
|--|---------------------|
| Local school tax ... | \$95,080.62 |
| County taxes | 44,701.70 |
| Special district taxes | |
| Local purpose levy | \$139,782.32 |
| | 54,920.30 |
| Total tax levy (tax duplicate) .. | \$194,702.62 |
| Per Capita Total Tax Levy | |
| | \$120.71 |

| | |
|--|--------------|
| Current | |
| 1952 taxes levied (total) | \$195,020.05 |
| Collected in 1952 | 181,783.27 |
| Per cent of levy collected in 1952 ... | 93.21 |
| Transferred to liens | |
| Cancelled, abated or adjusted | 1,441.94 |
| Outstanding December 31, 1952 .. | \$11,794.84 |

| | |
|------------------------------------|-------------|
| All Prior Years Outstanding | |
| Balance January 1, 1952 | \$13,349.17 |
| Collected in 1952 | 12,828.00 |
| Balance December 31, 1952 | \$521.17 |

| | |
|------------------------------------|-------|
| Tax Title Liens Outstanding | |
| Balance January 1, 1952 | |
| Redeemed by cash | |
| Balance December 31, 1952 | |

| | |
|---|-------|
| Property Acquired by Deed or Foreclosure | |
| Balance January 1, 1952 | |
| Sale for cash | |
| Balance December 31, 1952 | |

CAPITAL DEBT, DECEMBER 31, 1952

| | |
|------------------------------------|---------------------|
| Gross Debt | |
| School debt | \$346,500.00 |
| Self-liquidating debt .. | |
| Other capital debt .. | 5,400.00 |
| TOTAL GROSS DEBT | \$351,900.00 |
| Per Capita Gross Debt | \$218.16 |

| | |
|-------------------------------|---------------------|
| Deductions for | |
| School debt | \$151,132.00 |
| Self-liquidating debt .. | |
| Other capital debt .. | |
| TOTAL DEDUCTIONS | 151,132.00 |
| NET DEBT | \$200,768.00 |

| | |
|------------------------------------|----------------|
| Average Assessed Valuations | |
| Real Property 1950-1951-1952.. | \$2,518,862.00 |
| Per Cent of Net Debt | 7.97 |

CURRENT FINANCES DECEMBER 31, 1952

| | |
|-------------------------------------|---------------------|
| Cash | \$120,032.60 |
| Taxes receivable | 12,316.01 |
| Tax title liens | |
| Foreclosed property | |
| Accounts receivable | 640.57 |
| State road aid receivable .. | |
| Emergencies and deferred charges .. | |
| TOTAL ASSETS | \$132,989.18 |

| | |
|------------------------|------------|
| Cash liabilities | \$5,996.12 |
| Reserves | 12,956.58 |
| Surplus revenue | 114,036.48 |

| | |
|--|---------------------|
| TOTAL LIABILITIES AND SURPLUS | \$132,989.18 |
|--|---------------------|

SHREWSBURY TOWNSHIP—MONMOUTH COUNTY

Population Census, 1950—.... Land Area sq. mi. Net Valuation Taxable \$4,700

| | |
|--|--------------------|
| EXPENDITURES AND REQUIRED PAYMENTS FOR 1952 | |
| General Government | |
| Administrative and executive | \$4,005.00 |
| Assessment and collection of taxes | 100.00 |
| Finance Department | 225.00 |
| Protection to Persons & Property | |
| Fire | 500.00 |
| Police | 270.00 |
| Other | |
| Streets and Roads | |
| Repairs and maintenance | |
| Street lighting | |
| Sanitation | |
| Street cleaning | |
| Garbage and ash removal | |
| Sewers | |
| Health and Charities | |
| Health service | 905.00 |
| Poor (including relief) | 200.00 |
| Hospitals (aid and maintenance) | |
| Other | |
| Recreation | |
| Beaches and boardwalks | |
| Parks and playgrounds | |
| Other | |
| Educational | |
| (Exclusive of school districts) .. | |
| Unclassified Purposes | |
| (Including contingent) | 186.15 |
| SUB-TOTAL—Municipal functions.. | \$6,391.15 |
| Per Capita—Municipal functions | |
| Capital imp'ts and capital imp't fund | |
| Debt Service | |
| Principal payments .. | |
| Interest payments .. | |
| Total | |
| Per Capita Debt Service | |
| Deferred Charges and Statutory Expenditures | |
| Emergencies | |
| Other deferred chgs. | \$4,288.92 |
| Total | \$4,288.92 |
| TOTAL—Municipal expenditures .. | \$10,680.07 |
| Required Payments for Local School, County, and Special District Taxes | |
| | 318.54 |
| TOTAL EXPENDITURES AND REQUIRED PAYMENTS | \$10,998.61 |
| Reserve for uncollected taxes | \$159.32 |
| GRAND TOTAL—Budget | \$11,157.93 |
| RECEIPTS AND REVENUES REALIZED IN 1952 TO MEET EXPENDITURES AND REQUIRED PAYMENTS | |
| Surplus revenue appropriated .. | \$4,288.92 |
| Miscellaneous revenues realized .. | 8,943.37 |
| State aid revenues realized | |
| Delinquent taxes including | |
| liens—1952 collections | |
| Current taxes—1952 collections .. | 355.95 |
| Emergency borrowings | |
| TOTAL RECEIPTS AND REVENUES REALIZED | \$13,588.24 |
| CAPITAL OUTLAY—1952 | |
| Beaches and boardwalks | |
| Buildings and equipment | |
| Parks and playgrounds | |
| Sewers | |
| Streets, roads and bridges | |
| Water supply | |
| Other | |

| | |
|---|-------------------|
| Tax rate | \$10.17 |
| Local school tax rate | 5.21 |
| County tax rate | 1.57 |
| Local purpose tax rate | 3.39 |
| TAXES | |
| Local school tax ... | \$244.87 |
| County taxes | 73.67 |
| Special district taxes | |
| Local purpose levy | \$318.54 |
| | 159.32 |
| Total tax levy (tax duplicate) .. | \$477.86 |
| Per Capita Total Tax Levy | |
| Current | |
| 1952 taxes levied (total) | \$447.99 |
| Collected in 1952 | 355.95 |
| Per cent of levy collected in 1952 .. | 74.47 |
| Transferred to liens | |
| Cancelled, abated or adjusted .. | |
| Outstanding December 31, 1952 .. | \$122.04 |
| All Prior Years Outstanding | |
| Balance January 1, 1952 | \$604.30 |
| Collected in 1952 | 321.30 |
| Balance December 31, 1952 | \$283.00 |
| Tax Title Liens Outstanding | |
| Balance January 1, 1952 | |
| Redeemed by cash | |
| Balance December 31, 1952 | |
| Property Acquired by Deed or Foreclosure | |
| Balance January 1, 1952 | |
| Sale for cash | |
| Balance December 31, 1952 | |
| CAPITAL DEBT, DECEMBER 31, 1952 | |
| Gross Debt | |
| School debt | |
| Self-liquidating debt | |
| Other capital debt .. | |
| TOTAL GROSS DEBT | |
| Per Capita Gross Debt | |
| Deductions for | |
| School debt | |
| Self-liquidating debt | |
| Other capital debt .. | |
| TOTAL DEDUCTIONS | |
| NET DEBT | |
| Average Assessed Valuations | |
| Real Property 1950-1951-1952 .. | |
| Per Cent of Net Debt | |
| CURRENT FINANCES DECEMBER 31, 1952 | |
| Cash | \$2,389.46 |
| Taxes receivable | 405.04 |
| Tax title liens | |
| Foreclosed property | |
| Accounts receivable | |
| State road aid receivable | |
| Emergencies and deferred charges .. | 997.73 |
| TOTAL ASSETS | \$3,792.23 |
| Cash liabilities | \$686.31 |
| Reserves | 405.04 |
| Surplus revenue | 2,700.88 |
| TOTAL LIABILITIES AND SURPLUS | \$3,792.23 |

SOMERDALE BOROUGH—CAMDEN COUNTY

Population Census, 1950—1,417

Land Area 1.42 sq. mi.

Net Valuation Taxable \$892,393

| | |
|--|---------------------|
| EXPENDITURES AND REQUIRED PAYMENTS FOR 1952 | |
| General Government | |
| Administrative and executive | \$4,305.00 |
| Assessment and collection of taxes | 8,990.00 |
| Finance Department | |
| Protection to Persons & Property | |
| Fire | 2,150.00 |
| Police | 2,325.00 |
| Other | |
| Streets and Roads | |
| Repairs and maintenance | 4,845.00 |
| Street lighting | 4,300.00 |
| Sanitation | |
| Street cleaning | |
| Garbage and ash removal | 1,350.00 |
| Sewers | |
| Health and Charities | |
| Health service | 1,035.00 |
| Poor (including relief) | 294.68 |
| Hospitals (aid and maintenance) .. | |
| Other | |
| Recreation | |
| Beaches and boardwalks | |
| Parks and playgrounds | 160.32 |
| Other | |
| Educational | |
| (Exclusive of school districts) .. | |
| Unclassified Purposes | |
| (Including contingent) | 51.65 |
| SUB-TOTAL—Municipal functions.. | \$29,806.65 |
| Per Capita—Municipal functions ... | |
| Capital imp'ts and capital imp't fund | \$21.04 |
| Debt Service | |
| Principal payments .. | \$9,500.00 |
| Interest payments .. | 2,900.00 |
| Total | 12,400.00 |
| Per Capita Debt Service | |
| | \$8.75 |
| Deferred Charges and Statutory Expenditures | |
| Emergencies | |
| Other deferred chgs. .. | \$8,357.17 |
| Total | 8,357.17 |
| TOTAL—Municipal expenditures ... | \$51,563.82 |
| Required Payments for Local School, County, and Special District Taxes | |
| | 45,657.73 |
| TOTAL EXPENDITURES AND REQUIRED PAYMENTS | \$97,221.55 |
| Reserve for uncollected taxes | \$20,571.74 |
| GRAND TOTAL—Budget | \$117,793.29 |
| RECEIPTS AND REVENUES REALIZED IN 1952 TO MEET EXPENDITURES AND REQUIRED PAYMENTS | |
| Surplus revenue appropriated .. | \$14,000.00 |
| Miscellaneous revenues realized .. | 20,304.78 |
| State aid revenues realized | 3,216.00 |
| Delinquent taxes including | |
| liens—1952 collections | 9,952.82 |
| Current taxes—1952 collections.. | 59,809.66 |
| Emergency borrowings | |
| TOTAL RECEIPTS AND REVENUES REALIZED | \$107,283.26 |

CAPITAL OUTLAY—1952

| | |
|----------------------------------|------------|
| Beaches and boardwalks | |
| Buildings and equipment | |
| Parks and playgrounds | |
| Sewers | \$2,090.98 |
| Streets, roads and bridges | |
| Water supply | |
| Other | |

| | |
|------------------------------|---------------|
| Tax rate | \$8.08 |
| Local school tax rate | 3.49 |
| County tax rate | 1.62 |
| Local purpose tax rate | 2.97 |

TAXES

| | | |
|--|--------------------|-------------|
| Local school tax ... | \$31,180.00 | |
| County taxes | 14,477.73 | |
| Special district taxes | | |
| Local purpose levy | | \$45,657.73 |
| | | 26,220.00 |
| Total tax levy (tax duplicate) .. | \$71,877.73 | |

Per Capita Total Tax Levy **\$50.73**

Current

| | |
|--|-------------|
| 1952 taxes levied (total) | \$74,965.82 |
| Collected in 1952 | 59,809.66 |
| Per cent of levy collected in 1952 ... | 79.78 |
| Transferred to liens | |
| Cancelled, abated or adjusted | |
| Outstanding December 31, 1952 .. | \$15,156.16 |

All Prior Years Outstanding

| | |
|---------------------------------|-------------|
| Balance January 1, 1952 | \$15,300.90 |
| Collected in 1952 | 7,705.57 |
| Balance December 31, 1952 | \$7,595.33 |

Tax Title Liens Outstanding

| | |
|---------------------------------|--------------|
| Balance January 1, 1952 | \$109,405.36 |
| Redeemed by cash | 2,247.25 |
| Balance December 31, 1952 | \$107,158.11 |

Property Acquired by Deed or Foreclosure

| | |
|---------------------------------|-------------|
| Balance January 1, 1952 | \$84,413.39 |
| Sale for cash | 46,731.39 |
| Balance December 31, 1952 | \$37,682.00 |

CAPITAL DEBT, DECEMBER 31, 1952

| | |
|------------------------------------|---------------------|
| Gross Debt | |
| School debt | \$4,500.00 |
| Self-liquidating debt .. | 33,000.00 |
| Other capital debt .. | 63,000.00 |
| TOTAL GROSS DEBT | \$100,500.00 |
| Per Capita Gross Debt | |
| | \$70.92 |

Deductions for

| | |
|--------------------------|------------|
| School debt | \$4,500.00 |
| Self-liquidating debt .. | |
| Other capital debt .. | |

| | |
|-------------------------------|--------------------|
| TOTAL DEDUCTIONS | 4,500.00 |
| NET DEBT | \$96,000.00 |

Average Assessed Valuations

| | |
|--------------------------------|--------------|
| Real Property 1950-1951-1952.. | \$822,437.00 |
| Per Cent of Net Debt | 11.67 |

CURRENT FINANCES DECEMBER 31, 1952

| | |
|-------------------------------------|---------------------|
| Cash | \$75,416.09 |
| Taxes receivable | 22,751.49 |
| Tax title liens | 107,158.11 |
| Foreclosed property | 37,682.00 |
| Accounts receivable | 3,099.41 |
| State road aid receivable | 156.35 |
| Emergencies and deferred charges .. | 4,450.00 |
| TOTAL ASSETS | \$250,713.45 |

| | |
|------------------------|------------|
| Cash Liabilities | \$5,262.28 |
| Reserves | 170,691.01 |
| Surplus revenue | 74,760.16 |

TOTAL LIABILITIES AND SURPLUS **\$250,713.45**

SOMERS POINT CITY—ATLANTIC COUNTY

Population Census, 1950—2,480

Land Area 4.08 sq. mi.

Net Valuation Taxable \$1,502,805

| | |
|--|---------------------|
| EXPENDITURES AND REQUIRED PAYMENTS FOR 1952 | |
| General Government | |
| Administrative and executive | \$21,355.00 |
| Assessment and collection of taxes | 8,805.00 |
| Finance Department | 475.00 |
| Protection to Persons & Property | |
| Fire | 10,277.00 |
| Police | 20,420.00 |
| Other | |
| Streets and Roads | |
| Repairs and maintenance | 24,240.15 |
| Street lighting | 6,325.00 |
| Sanitation | |
| Street cleaning | |
| Garbage and ash removal | 7,910.00 |
| Sewers | |
| Health and Charities | |
| Health service | 950.00 |
| Poor (including relief) | 1,625.00 |
| Hospitals (aid and maintenance) | 500.00 |
| Other | |
| Recreation | |
| Beaches and boardwalks | |
| Parks and playgrounds | 2,690.00 |
| Other | |
| Educational | |
| (Exclusive of school districts) | |
| Unclassified Purposes | |
| (Including contingent) | 500.00 |
| SUB-TOTAL—Municipal functions.. | \$106,072.15 |

| | | |
|--|---------------------|------------------|
| Per Capita—Municipal functions | \$42.77 | |
| Capital imp'ts and capital imp't fund | | \$10,734.85 |
| Debt Service | | |
| Principal payments | \$9,000.00 | |
| Interest payments | 16,710.00 | |
| Total | | 25,710.00 |
| Per Capita Debt Service \$10.37 | | |
| Deferred Charges and Statutory Expenditures | | |
| Emergencies | \$32,413.00 | |
| Other deferred chgs. | 3,050.60 | |
| Total | | 35,463.60 |
| TOTAL—Municipal expenditures | \$177,980.60 | |

| | |
|---|---------------------|
| Required Payments for Local School, County, and Special District Taxes | 107,733.97 |
| TOTAL EXPENDITURES AND REQUIRED PAYMENTS | \$285,714.57 |
| Reserve for uncollected taxes | \$39,037.65 |
| GRAND TOTAL—Budget | \$324,752.22 |

| | |
|--|---------------------|
| RECEIPTS AND REVENUES REALIZED IN 1952 TO MEET EXPENDITURES AND REQUIRED PAYMENTS | |
| Surplus revenue appropriated | \$31,933.60 |
| Miscellaneous revenues realized | 47,981.54 |
| State aid revenues realized | 6,811.00 |
| Delinquent taxes including | |
| Liens—1952 collections | 18,908.90 |
| Current taxes—1952 collections | 178,776.43 |
| Emergency borrowings | |
| TOTAL RECEIPTS AND REVENUES REALIZED | \$284,411.47 |

| | |
|--------------------------------------|--------|
| CAPITAL OUTLAY—1952 | |
| Beaches and boardwalks | |
| Buildings and equipment | \$9.46 |
| Parks and playgrounds | |
| Sewers | |
| Streets, roads and bridges | |
| Water supply | |
| Other | |

| | |
|--|---------------------|
| Tax rate | \$13.92 |
| Local school tax rate | 5.45 |
| County tax rate | 1.72 |
| Local purpose tax rate | 6.75 |
| TAXES | |
| Local school tax | \$81,913.28 |
| County taxes | 25,820.69 |
| Special district taxes | |
| Local purpose levy | \$107,733.97 |
| Total tax levy (tax duplicate) | \$209,100.62 |
| Per Capita Total Tax Levy \$84.31 | |
| Current | |
| 1952 taxes levied (total) | \$215,285.80 |
| Collected in 1952 | 178,776.43 |
| Per cent of levy collected in 1952 | 83.04 |
| Transferred to liens | 11,056.28 |
| Cancelled, abated or adjusted | 3,055.82 |
| Outstanding December 31, 1952 | \$22,397.27 |
| All Prior Years Outstanding | |
| Balance January 1, 1952 | \$19,743.65 |
| Collected in 1952 | 18,460.16 |
| Balance December 31, 1952 | \$128.10 |
| Tax Title Liens Outstanding | |
| Balance January 1, 1952 | \$165,538.52 |
| Redeemed by cash | 448.74 |
| Balance December 31, 1952 | \$64,553.96 |
| Property Acquired by Deed or Foreclosure | |
| Balance January 1, 1952 | \$138,107.75 |
| Sale for cash | 45,339.00 |
| Balance December 31, 1952 | \$134,828.75 |

| | |
|--|---------------------|
| CAPITAL DEBT, DECEMBER 31, 1952 | |
| Gross Debt | |
| School debt | |
| Self-liquidating debt | |
| Other capital debt | \$552,000.00 |
| TOTAL GROSS DEBT | \$552,000.00 |
| Per Capita Gross Debt | \$222.58 |
| Deductions for | |
| School debt | |
| Self-liquidating debt | |
| Other capital debt | \$820.00 |
| TOTAL DEDUCTIONS | 820.00 |
| NET DEBT | \$551,180.00 |
| Average Assessed Valuations | |
| Real Property 1950-1951-1952 | \$1,359,248.00 |
| Per Cent of Net Debt | 40.55 |

| | |
|--|---------------------|
| CURRENT FINANCES DECEMBER 31, 1952 | |
| Cash | \$41,714.37 |
| Taxes receivable | 22,525.37 |
| Tax title liens | 64,553.96 |
| Foreclosed property | 134,828.75 |
| Accounts receivable | 2,850.48 |
| State road aid receivable | 1,500.00 |
| Emergencies and deferred charges | 24,750.00 |
| TOTAL ASSETS | \$292,722.93 |
| Cash liabilities | \$20,510.47 |
| Reserves | 224,768.56 |
| Surplus revenue | 47,453.90 |
| TOTAL LIABILITIES AND SURPLUS | \$292,722.93 |

SOMERVILLE BOROUGH—SOMERSET COUNTY

Population Census, 1950—11,571

Land Area 3.3 sq. mi.

Net Valuation Taxable \$10,842,648

| | |
|--|-----------------------|
| EXPENDITURES AND REQUIRED PAYMENTS FOR 1952 | |
| General Government | |
| Administrative and executive | \$71,934.01 |
| Assessment and collection of taxes | 9,993.16 |
| Finance Department | |
| Protection to Persons & Property | |
| Fire | 17,176.00 |
| Police | 97,941.83 |
| Other | |
| Streets and Roads | |
| Repairs and maintenance | 60,250.00 |
| Street lighting | 20,000.00 |
| Sanitation | |
| Street cleaning | 6,650.00 |
| Garbage and ash removal | 24,968.74 |
| Sewers | 44,046.26 |
| Health and Charities | |
| Health service | 10,120.00 |
| Poor (including relief) | 5,670.00 |
| Hospitals (aid and maintenance) .. | 1,500.00 |
| Other | |
| Recreation | |
| Beaches and boardwalks | |
| Parks and playgrounds | 26,125.00 |
| Other | |
| Educational | |
| (Exclusive of school districts) .. | 18,135.00 |
| Unclassified Purposes | |
| (Including contingent) | 29,540.00 |
| SUB-TOTAL—Municipal functions.. | \$444,050.00 |
| Per Capita—Municipal functions | |
| Capital imp'ts and capital imp't fund | \$38.38 |
| Debt Service | \$20,000.00 |
| Principal payments .. | \$34,885.51 |
| Interest payments .. | 4,357.25 |
| Total | 39,242.76 |
| Per Capita Debt Service | |
| | \$3.39 |
| Deferred Charges and Statutory Expenditures | |
| Emergencies | |
| Other deferred chgs. | \$0.30 |
| Total | 0.30 |
| TOTAL—Municipal expenditures .. | \$503,293.06 |
| Required Payments for Local School, County, and Special District Taxes | |
| | 537,704.58 |
| TOTAL EXPENDITURES AND REQUIRED PAYMENTS | |
| | \$1,040,997.64 |
| Reserve for uncollected taxes | \$33,404.77 |
| GRAND TOTAL—Budget | \$1,074,402.41 |
| RECEIPTS AND REVENUES REALIZED IN 1952 TO MEET EXPENDITURES AND REQUIRED PAYMENTS | |
| Surplus revenue appropriated .. | \$50,000.00 |
| Miscellaneous revenues realized. | 154,908.72 |
| State aid revenues realized | 10,210.78 |
| Delinquent taxes including | |
| liens—1952 collections | 23,985.86 |
| Current taxes—1952 collections.. | 801,998.00 |
| Emergency borrowings | |
| TOTAL RECEIPTS AND REVENUES REALIZED | \$1,041,103.36 |
| CAPITAL OUTLAY—1952 | |
| Beaches and boardwalks | |
| Buildings and equipment | \$6,755.61 |
| Parks and playgrounds | |
| Sewers | |
| Streets, roads and bridges | 33,776.28 |
| Water supply | |
| Other | 14,613.08 |

| | |
|---|---------------------|
| Tax rate | \$7.67 |
| Local school tax rate | 4.05 |
| County tax rate | 0.94 |
| Local purpose tax rate | 2.68 |
| TAXES | |
| Local school tax ... | \$439,461.50 |
| County taxes | 98,243.08 |
| Special district taxes | |
| Local purpose levy | 537,704.58 |
| | 300,657.83 |
| Total tax levy (tax duplicate) .. | \$838,362.41 |
| Per Capita Total Tax Levy | |
| | \$72.45 |
| Current | |
| 1952 taxes levied (total) | \$841,927.55 |
| Collected in 1952 | 801,998.00 |
| Per cent of levy col- lected in 1952 ... | 95.25 |
| Transferred to liens | 540.74 |
| Cancelled, abated or adjusted .. | 7,707.78 |
| Outstanding December 31, 1952 .. | \$31,681.03 |
| All Prior Years Outstanding | |
| Balance January 1, 1952 | \$24,310.10 |
| Collected in 1952 | 23,985.86 |
| Balance December 31, 1952 | |
| Tax Title Liens Outstanding | |
| Balance January 1, 1952 | \$9,196.54 |
| Redeemed by cash | |
| Balance December 31, 1952 | \$9,737.28 |
| Property Acquired by Deed or Foreclosure | |
| Balance January 1, 1952 | \$2,990.00 |
| Sale for cash | 12,250.00 |
| Balance December 31, 1952 | \$2,740.00 |
| CAPITAL DEBT, DECEMBER 31, 1952 | |
| Gross Debt | |
| School debt | \$615,000.00 |
| Self-liquidating debt. | |
| Other capital debt .. | 315,798.00 |
| TOTAL GROSS DEBT | \$930,798.00 |
| Per Capita Gross Debt | |
| | \$80.44 |
| Deductions for | |
| School debt | \$615,000.00 |
| Self-liquidating debt. | |
| Other capital debt .. | |
| TOTAL DEDUCTIONS | 615,000.00 |
| NET DEBT | \$315,798.00 |
| Average Assessed Valuations | |
| Real Property 1950-1951-1952 .. | \$9,713,858.00 |
| Per Cent of Net Debt | 3.25 |
| CURRENT FINANCES DECEMBER 31, 1952 | |
| Cash | \$114,406.79 |
| Taxes receivable | 31,681.03 |
| Tax title liens | 9,737.28 |
| Foreclosed property | 2,740.00 |
| Accounts receivable | 9,393.96 |
| State road aid receivable | |
| Emergencies and deferred charges .. | 12,950.00 |
| TOTAL ASSETS | \$180,909.06 |
| Cash liabilities | \$36,822.86 |
| Reserves | 53,552.27 |
| Surplus revenue | 90,533.93 |
| TOTAL LIABILITIES AND SURPLUS | \$180,909.06 |

SOUTH AMBOY CITY—MIDDLESEX COUNTY

Population Census, 1950—8,422

Land Area 1.3 sq. mi.

Net Valuation Taxable \$6,049,048

| | |
|--|---------------------|
| EXPENDITURES AND REQUIRED PAYMENTS FOR 1952 | |
| General Government | |
| Administrative and executive | \$30,513.81 |
| Assessment and collection of taxes | 10,377.50 |
| Finance Department | 2,800.00 |
| Protection to Persons & Property | |
| Fire | 14,760.00 |
| Police | 81,631.19 |
| Other | |
| Streets and Roads | |
| Repairs and maintenance | 21,126.66 |
| Street lighting | 8,650.00 |
| Sanitation | |
| Street cleaning | 5,950.00 |
| Garbage and ash removal | 27,950.00 |
| Sewers | 35,400.00 |
| Health and Charities | |
| Health service | 11,610.00 |
| Poor (including relief) | 3,970.00 |
| Hospitals (aid and maintenance) | 2,000.00 |
| Other | 600.00 |
| Recreation | |
| Beaches and boardwalks | |
| Parks and playgrounds | 5,430.00 |
| Other | |
| Educational | |
| (Exclusive of school districts) .. | 3,525.00 |
| Unclassified Purposes | |
| (Including contingent) | 27,200.00 |
| SUB-TOTAL—Municipal functions.. | \$293,494.16 |

| | |
|---|----------------|
| Per Capita—Municipal functions | \$34.85 |
| Capital imp'ts and capital imp't fund | \$2,000.00 |
| Debt Service | |
| Principal payments .. | \$35,000.00 |
| Interest payments .. | 6,951.50 |

| | |
|--|-------------------|
| Total | *41,951.50 |
| Per Capita Debt Service | |
| | \$4.98 |
| Deferred Charges and Statutory Expenditures | |
| Emergencies | \$8,627.34 |
| Other deferred chgs. | 11,003.40 |

| | |
|--|---------------------|
| Total | 19,630.74 |
| TOTAL—Municipal expenditures .. | \$357,076.40 |

| | |
|---|-------------------|
| Required Payments for Local School, County, and Special District Taxes | 352,012.09 |
|---|-------------------|

| | |
|---|---------------------|
| TOTAL EXPENDITURES AND REQUIRED PAYMENTS | \$709,088.49 |
| Reserve for uncollected taxes | \$42,872.10 |
| GRAND TOTAL—Budget | \$751,960.59 |

| | |
|--|-------------|
| RECEIPTS AND REVENUES REALIZED IN 1952 TO MEET EXPENDITURES AND REQUIRED PAYMENTS | |
| Surplus revenue appropriated .. | \$64,377.34 |
| Miscellaneous revenues realized .. | 203,948.12 |
| State aid revenues realized | 4,839.00 |
| Delinquent taxes including | |
| liens—1952 collections | 35,959.07 |
| Current taxes—1952 collections.. | 352,012.09 |
| Emergency borrowings | |

| | |
|---|---------------------|
| TOTAL RECEIPTS AND REVENUES REALIZED | \$661,135.62 |
|---|---------------------|

CAPITAL OUTLAY—1952

| | |
|----------------------------------|-------------|
| Beaches and boardwalks | |
| Buildings and equipment | |
| Parks and playgrounds | |
| Sewers | |
| Streets, roads and bridges | \$15,248.63 |
| Water supply | |
| Other | |

* Includes \$8,500 Art. VI School Debt Service.

| | |
|------------------------------|---------------|
| Tax rate | \$6.40 |
| Local school tax rate | 2.22 |
| County tax rate | 1.69 |
| Local purpose tax rate | 2.49 |

TAXES

| | |
|--|---------------------|
| Local school tax ... | \$134,235.67 |
| County taxes | 102,039.14 |
| Special district taxes | |
| Local purpose levy | \$236,274.81 |
| | 152,718.76 |
| Total tax levy (tax duplicate) .. | \$388,993.57 |
| Per Capita Total Tax Levy | |
| | \$46.19 |

| | |
|--|--------------|
| Current | |
| 1952 taxes levied (total) | \$390,053.21 |
| Collected in 1952 | 352,012.09 |
| Per cent of levy collected in 1952 ... | 90.24 |
| Transferred to liens | 1,393.67 |
| Cancelled, abated or adjusted | 1,603.55 |
| Outstanding December 31, 1952 .. | \$35,043.90 |

| | |
|------------------------------------|-------------|
| All Prior Years Outstanding | |
| Balance January 1, 1952 | \$53,537.65 |
| Collected in 1952 | 33,154.81 |
| Balance December 31, 1952 | \$19,276.09 |

| | |
|------------------------------------|-------------|
| Tax Title Liens Outstanding | |
| Balance January 1, 1952 | \$18,026.24 |
| Redeemed by cash | 2,804.26 |
| Balance December 31, 1952 | \$13,996.56 |

| | |
|---|-------------|
| Property Acquired by Deed or Foreclosure | |
| Balance January 1, 1952 | \$17,220.00 |
| Sale for cash | 6,055.00 |
| Balance December 31, 1952 | \$15,020.00 |

CAPITAL DEBT, DECEMBER 31, 1952

| | |
|--------------------------|-------------|
| Gross Debt | |
| School debt | \$26,000.00 |
| Self-liquidating debt .. | 56,000.00 |
| Other capital debt .. | 193,500.00 |

| | |
|------------------------------------|---------------------|
| TOTAL GROSS DEBT | \$275,500.00 |
| Per Capita Gross Debt | \$32.71 |

| | |
|--------------------------|-------------|
| Deductions for | |
| School debt | \$26,000.00 |
| Self-liquidating debt .. | 49,319.00 |
| Other capital debt .. | |

| | |
|-------------------------------|---------------------|
| TOTAL DEDUCTIONS | 75,319.00 |
| NET DEBT | \$200,181.00 |

| | |
|------------------------------------|----------------|
| Average Assessed Valuations | |
| Real Property 1950-1951-1952 .. | \$5,672,571.00 |
| Per Cent of Net Debt | 3.52 |

CURRENT FINANCES DECEMBER 31, 1952

| | |
|-------------------------------------|--------------|
| Cash | \$141,628.79 |
| Taxes receivable | 54,319.99 |
| Tax title liens | 13,996.56 |
| Foreclosed property | 15,020.00 |
| Accounts receivable | 9,786.14 |
| State road aid receivable | |
| Emergencies and deferred charges .. | 750.00 |

| | |
|---------------------------|---------------------|
| TOTAL ASSETS | \$235,501.48 |
|---------------------------|---------------------|

| | |
|------------------------|-------------|
| Cash liabilities | \$37,989.03 |
| Reserves | 93,122.69 |
| Surplus revenue | 104,388.76 |

| | |
|--|---------------------|
| TOTAL LIABILITIES AND SURPLUS | \$235,501.48 |
|--|---------------------|

SOUTHAMPTON TOWNSHIP—BURLINGTON COUNTY

Population Census, 1950—2,341

Land Area 42.61 sq. mi.

Net Valuation Taxable \$1,028,926

| | |
|--|---------------------|
| EXPENDITURES AND REQUIRED PAYMENTS FOR 1952 | |
| General Government | |
| Administrative and executive | \$4,670.00 |
| Assessment and collection of taxes | 1,900.00 |
| Finance Department | |
| Protection to Persons & Property | |
| Fire | 1,320.00 |
| Police | 1,300.00 |
| Other | |
| Streets and Roads | |
| Repairs and maintenance | 27,660.00 |
| Street lighting | 2,400.00 |
| Sanitation | |
| Street cleaning | |
| Garbage and ash removal | |
| Sewers | |
| Health and Charities | |
| Health service | 680.00 |
| Poor (including relief) | 740.00 |
| Hospitals (aid and maintenance) .. | |
| Other | |
| Recreation | |
| Beaches and boardwalks | |
| Parks and playgrounds | |
| Other | |
| Educational | |
| (Exclusive of school districts) .. | |
| Unclassified Purposes | |
| (Including contingent) | 350.00 |
| SUB-TOTAL—Municipal functions.. | \$41,020.00 |
| Per Capita—Municipal functions | \$17.52 |
| Capital imp'ts and capital imp't fund | \$500.00 |
| Debt Service | |
| Principal payments .. | |
| Interest payments .. | |
| Total | |
| Per Capita Debt Service | |
| Deferred Charges and Statutory Expenditures | |
| Emergencies | |
| Other deferred chgs. | \$100.00 |
| Total | 100.00 |
| TOTAL—Municipal expenditures .. | \$41,620.00 |
| Required Payments for Local School, County, and Special District Taxes | |
| | 65,076.66 |
| TOTAL EXPENDITURES AND REQUIRED PAYMENTS | \$106,696.66 |
| Reserve for uncollected taxes | \$24,265.00 |
| GRAND TOTAL—Budget | \$130,961.66 |
| RECEIPTS AND REVENUES REALIZED IN 1952 TO MEET EXPENDITURES AND REQUIRED PAYMENTS | |
| Surplus revenue appropriated .. | \$20,000.00 |
| Miscellaneous revenues realized .. | 24,026.26 |
| State aid revenues realized | 3,463.35 |
| Delinquent taxes including | |
| liens—1952 collections | 17,981.61 |
| Current taxes—1952 collections .. | 58,486.80 |
| Emergency borrowings | |
| TOTAL RECEIPTS AND REVENUES REALIZED | \$123,958.52 |

CAPITAL OUTLAY—1952

| | |
|----------------------------------|-------|
| Beaches and boardwalks | |
| Buildings and equipment | |
| Parks and playgrounds | |
| Sewers | |
| Streets, roads and bridges | |
| Water supply | |
| Other | |

| | |
|------------------------------|---------------|
| Tax rate | \$7.50 |
| Local school tax rate | 4.06 |
| County tax rate | 2.26 |
| Local purpose tax rate | 1.18 |

TAXES

| | |
|---|--------------------|
| Local school tax ... | \$41,789.00 |
| County taxes | 23,287.66 |
| Special district taxes | |
| Local purpose levy | \$65,076.66 |
| Total tax levy (tax duplicate) .. | \$77,961.66 |
| Per Capita Total Tax Levy | \$33.30 |
| Current | |
| 1952 taxes levied (total) | \$78,842.92 |
| Collected in 1952 | 58,486.80 |
| Per cent of levy collected in 1952 ... | 74.18 |
| Transferred to liens | 240.00 |
| Cancelled, abated or adjusted | 401.76 |
| Outstanding December 31, 1952 .. | \$19,714.36 |
| All Prior Years Outstanding | |
| Balance January 1, 1952 | \$22,429.84 |
| Collected in 1952 | 17,932.04 |
| Balance December 31, 1952 | \$4,022.78 |
| Tax Title Liens Outstanding | |
| Balance January 1, 1952 | \$5,305.38 |
| Redeemed by cash | 14.57 |
| Balance December 31, 1952 | \$5,463.74 |
| Property Acquired by Deed or Foreclosure | |
| Balance January 1, 1952 | \$100.00 |
| Sale for cash | |
| Balance December 31, 1952 | \$100.00 |

CAPITAL DEBT, DECEMBER 31, 1952

| | |
|------------------------------------|---------------------|
| Gross Debt | |
| School debt | \$130,000.00 |
| Self-liquidating debt | |
| Other capital debt .. | |
| TOTAL GROSS DEBT | \$130,000.00 |
| Per Capita Gross Debt | \$55.53 |
| Deductions for | |
| School debt | \$51,416.00 |
| Self-liquidating debt .. | |
| Other capital debt .. | |
| TOTAL DEDUCTIONS | 51,416.00 |
| NET DEBT | \$78,584.00 |
| Average Assessed Valuations | |
| Real Property 1950-1951-1952 .. | \$356,941.00 |
| Per Cent of Net Debt | 9.17 |

CURRENT FINANCES DECEMBER 31, 1952

| | |
|--|--------------------|
| Cash | \$52,757.51 |
| Taxes receivable | 23,737.14 |
| Tax title liens | 5,463.74 |
| Foreclosed property | 100.00 |
| Accounts receivable | 323.20 |
| State road aid receivable | |
| Emergencies and deferred charges .. | 4,500.00 |
| TOTAL ASSETS | \$86,881.59 |
| Cash liabilities | \$8,527.25 |
| Reserves | 29,624.05 |
| Surplus revenue | 48,730.26 |
| TOTAL LIABILITIES AND SURPLUS | \$86,881.59 |

SOUTH BELMAR BOROUGH—MONMOUTH COUNTY

Population Census, 1950—1,294

Land Area 0.3 sq. mi.

Net Valuation Taxable \$995,100

EXPENDITURES AND REQUIRED PAYMENTS FOR 1952

| | |
|---|--------------------|
| General Government | |
| Administrative and executive | \$9,515.00 |
| Assessment and collection of taxes | 2,700.00 |
| Finance Department | 1,010.00 |
| Protection to Persons & Property | |
| Fire | 2,050.00 |
| Police | 19,710.00 |
| Other | |
| Streets and Roads | |
| Repairs and maintenance | 11,425.00 |
| Street lighting | 2,200.00 |
| Sanitation | |
| Street cleaning | |
| Garbage and ash removal | 10,320.00 |
| Sewers | 5,400.00 |
| Health and Charities | |
| Health service | 710.00 |
| Poor (including relief) | 625.00 |
| Hospitals (aid and maintenance) | |
| Other | |
| Recreation | |
| Beaches and boardwalks | |
| Parks and playgrounds | |
| Other | |
| Educational | |
| (Exclusive of school districts) .. | 410.00 |
| Unclassified Purposes | |
| (Including contingent) | 500.00 |
| SUB-TOTAL—Municipal functions.. | \$66,575.00 |

| | |
|--|-----------------|
| Per Capita—Municipal functions ... | \$51.45 |
| Capital imp'ts and capital imp't fund | |
| Debt Service | |
| Principal payments | |
| Interest payments .. | \$100.00 |
| Total | \$100.00 |
| Per Capita Debt | |
| Service | \$0.08 |
| Deferred Charges and Statutory Expenditures | |
| Emergencies | |
| Other deferred chgs. | \$620.00 |
| Total | 620.00 |

| | |
|--|---------------------|
| TOTAL—Municipal expenditures ... | \$67,295.00 |
| Required Payments for Local School, County, and Special District Taxes | 58,881.03 |
| TOTAL EXPENDITURES AND REQUIRED PAYMENTS | \$126,176.03 |
| Reserve for uncollected taxes | \$13,300.00 |
| GRAND TOTAL—Budget | \$139,476.03 |

| | |
|--|---------------------|
| RECEIPTS AND REVENUES REALIZED IN 1952 TO MEET EXPENDITURES AND REQUIRED PAYMENTS | |
| Surplus revenue appropriated .. | \$13,000.00 |
| Miscellaneous revenues realized .. | 23,409.42 |
| State aid revenues realized | 1,007.00 |
| Delinquent taxes including liens—1952 collections | 9,555.31 |
| Current taxes—1952 collections .. | 95,509.90 |
| Emergency borrowings | |
| TOTAL RECEIPTS AND REVENUES REALIZED | \$142,481.63 |

CAPITAL OUTLAY—1952

| | |
|----------------------------------|------------|
| Beaches and boardwalks | |
| Buildings and equipment | |
| Parks and playgrounds | |
| Sewers | \$3,436.80 |
| Streets, roads and bridges | |
| Water supply | 3,702.09 |
| Other | |

| | |
|------------------------------|----------------|
| Tax rate | \$10.28 |
| Local school tax rate | 4.31 |
| County tax rate | 1.60 |
| Local purpose tax rate | 4.37 |

TAXES

| | | |
|--|---------------------|--------------------|
| Local school tax ... | \$42,932.76 | |
| County taxes | 15,948.27 | |
| Special district taxes | | |
| Local purpose levy | 43,388.00 | \$58,881.03 |
| Total tax levy (tax duplicate) .. | \$102,269.03 | |

| | |
|--|----------------|
| Per Capita Total Tax Levy | \$79.03 |
|--|----------------|

| | |
|--|--------------|
| Current | |
| 1952 taxes levied (total) | \$102,455.76 |
| Collected in 1952 | 95,509.90 |
| Per cent of levy collected in 1952 ... | 93.22 |
| Transferred to liens | 41.12 |
| Cancelled, abated or adjusted .. | 113.08 |
| Outstanding December 31, 1952 .. | \$6,791.66 |

| | |
|------------------------------------|------------|
| All Prior Years Outstanding | |
| Balance January 1, 1952 | \$9,585.13 |
| Collected in 1952 | 9,555.31 |
| Balance December 31, 1952 | \$19.88 |

| | |
|------------------------------------|----------|
| Tax Title Liens Outstanding | |
| Balance January 1, 1952 | \$148.85 |
| Redeemed by cash | |
| Balance December 31, 1952 | \$189.97 |

| | |
|---|------------|
| Property Acquired by Deed or Foreclosure | |
| Balance January 1, 1952 | \$1,700.00 |
| Sale for cash | 400.00 |
| Balance December 31, 1952 | \$1,400.00 |

CAPITAL DEBT, DECEMBER 31, 1952

| | |
|------------------------------------|-------------------|
| Gross Debt | |
| School debt | |
| Self-liquidating debt. | \$3,202.00 |
| Other capital debt .. | 2,937.00 |
| TOTAL GROSS DEBT | \$6,139.00 |
| Per Capita Gross Debt | \$4.74 |

| | |
|-------------------------------|-------------------|
| Deductions for | |
| School debt | |
| Self-liquidating debt. | \$3,202.00 |
| Other capital debt .. | |
| TOTAL DEDUCTIONS | 3,202.00 |
| NET DEBT | \$2,937.00 |

| | |
|------------------------------------|--------------|
| Average Assessed Valuations | |
| Real Property 1950-1951-1952 .. | \$982,533.00 |
| Per Cent of Net Debt | 0.29 |

CURRENT FINANCES DECEMBER 31, 1952

| | |
|--|--------------------|
| Cash | \$39,976.22 |
| Taxes receivable | 6,811.54 |
| Tax title liens | 189.97 |
| Foreclosed property | 1,400.00 |
| Accounts receivable | 1,053.83 |
| State road aid receivable | |
| Emergencies and deferred charges .. | |
| TOTAL ASSETS | \$49,431.56 |
| Cash liabilities | \$11,490.90 |
| Reserves | 9,455.34 |
| Surplus revenue | 28,485.32 |
| TOTAL LIABILITIES AND SURPLUS | \$49,431.56 |

SOUTH BOUND BROOK BOROUGH—SOMERSET COUNTY

Population Census, 1950—2,905 Land Area 0.9 sq. mi. Net Valuation Taxable \$2,340,241

| | |
|--|---------------------|
| EXPENDITURES AND REQUIRED PAYMENTS FOR 1952 | |
| General Government | |
| Administrative and executive | \$11,778.05 |
| Assessment and collection of taxes | 5,650.00 |
| Finance Department | |
| Protection to Persons & Property | |
| Fire | 5,638.45 |
| Police | 19,833.52 |
| Other | |
| Streets and Roads | |
| Repairs and maintenance | 19,850.00 |
| Street lighting | 3,600.00 |
| Sanitation | |
| Street cleaning | |
| Garbage and ash removal | |
| Sewers | 2,616.48 |
| Health and Charities | |
| Health service | 2,103.50 |
| Poor (including relief) | 800.00 |
| Hospitals (aid and maintenance) | |
| Other | |
| Recreation | |
| Beaches and boardwalks | |
| Parks and playgrounds | 1,655.00 |
| Other | |
| Educational (Exclusive of school districts) .. | |
| Unclassified Purposes (Including contingent) | 300.00 |
| SUB-TOTAL—Municipal functions.. | \$73,825.00 |
| Per Capita—Municipal functions | |
| Capital imp'ts and capital imp't fund | \$25.41 |
| Debt Service | \$1,500.00 |
| Principal payments .. | \$6,500.00 |
| Interest payments .. | 1,002.00 |
| Total | 7,502.00 |
| Per Capita Debt Service | |
| Deferred Charges and Statutory Expenditures | \$2.58 |
| Emergencies | \$250.00 |
| Other deferred chgs. | 1,000.00 |
| Total | 1,250.00 |
| TOTAL—Municipal expenditures ... | \$84,077.00 |
| Required Payments for Local School, County, and Special District Taxes | |
| | 120,057.64 |
| TOTAL EXPENDITURES AND REQUIRED PAYMENTS | \$204,134.64 |
| Reserve for uncollected taxes | \$14,977.86 |
| GRAND TOTAL—Budget | \$219,112.50 |
| RECEIPTS AND REVENUES REALIZED IN 1952 TO MEET EXPENDITURES AND REQUIRED PAYMENTS | |
| Surplus revenue appropriated .. | \$15,000.00 |
| Miscellaneous revenues realized .. | 20,556.18 |
| State aid revenues realized | 3,603.78 |
| Delinquent taxes including | |
| liens—1952 collections .. | 10,038.94 |
| Current taxes—1952 collections.. | 165,983.14 |
| Emergency borrowings | |
| TOTAL RECEIPTS AND REVENUES REALIZED | \$215,182.04 |

| | |
|---|---------------------|
| Tax rate | \$7.60 |
| Local school tax rate | 4.19 |
| County tax rate | 0.94 |
| Local purpose tax rate | 2.47 |
| TAXES | |
| Local school tax ... | \$98,041.03 |
| County taxes | 22,016.61 |
| Special district taxes | |
| Local purpose levy | \$120,057.64 |
| | 57,554.86 |
| Total tax levy (tax duplicate) .. | \$177,612.50 |
| Per Capita Total Tax Levy | \$61.14 |
| Current | |
| 1952 taxes levied (total) | \$177,858.32 |
| Collected in 1952 | 165,983.14 |
| Per cent of levy collected in 1952 ... | 93.32 |
| Transferred to liens | 1,028.48 |
| Cancelled, abated or adjusted .. | 300.20 |
| Outstanding December 31, 1952 .. | \$10,546.50 |
| All Prior Years Outstanding | |
| Balance January 1, 1952 | \$21,999.14 |
| Collected in 1952 | 9,893.85 |
| Balance December 31, 1952 | \$12,365.49 |
| Tax Title Liens Outstanding | |
| Balance January 1, 1952 | \$10,032.05 |
| Redeemed by cash | 145.09 |
| Balance December 31, 1952 | \$11,134.19 |
| Property Acquired by Deed or Foreclosure | |
| Balance January 1, 1952 | \$27,942.00 |
| Sale for cash | 900.00 |
| Balance December 31, 1952 | \$20,525.00 |

| | |
|--|--------------------|
| CAPITAL DEBT, DECEMBER 31, 1952 | |
| Gross Debt | |
| School debt | |
| Self-liquidating debt .. | |
| Other capital debt .. | \$78,087.00 |
| TOTAL GROSS DEBT | \$78,087.00 |
| Per Capita Gross Debt | \$26.88 |
| Deductions for | |
| School debt | |
| Self-liquidating debt .. | |
| Other capital debt .. | \$512.00 |
| TOTAL DEDUCTIONS | 512.00 |
| NET DEBT | \$77,575.00 |
| Average Assessed Valuations | |
| Real Property 1950-1951-1952 .. | \$1,950,024.00 |
| Per Cent of Net Debt | 3.97 |

| | |
|--|---------------------|
| CURRENT FINANCES DECEMBER 31, 1952 | |
| Cash | \$66,929.46 |
| Taxes receivable | 22,911.99 |
| Tax title liens | 11,134.19 |
| Foreclosed property | 20,525.00 |
| Accounts receivable | 112.02 |
| State road aid receivable .. | |
| Emergencies and deferred charges .. | |
| TOTAL ASSETS | \$121,612.66 |
| Cash liabilities | \$8,639.98 |
| Reserves | 54,683.20 |
| Surplus revenue | 58,289.48 |
| TOTAL LIABILITIES AND SURPLUS | \$121,612.66 |

CAPITAL OUTLAY—1952

| | |
|----------------------------------|-------------|
| Beaches and boardwalks | |
| Buildings and equipment | \$18,130.13 |
| Parks and playgrounds | |
| Sewers | 7,028.99 |
| Streets, roads and bridges | 17,177.98 |
| Water supply | |
| Other | |

SOUTH BRUNSWICK TOWNSHIP—MIDDLESEX COUNTY

Population Census, 1950—4,001 Land Area 41.4 sq. mi. Net Valuation Taxable \$4,154,042

EXPENDITURES AND REQUIRED PAYMENTS FOR 1952

| | |
|---|--------------------|
| General Government | |
| Administrative and executive | \$7,060.00 |
| Assessment and collection of taxes .. | 11,580.00 |
| Finance Department | 800.00 |
| Protection to Persons & Property | |
| Fire | 3,300.00 |
| Police | 8,210.00 |
| Other | |
| Streets and Roads | |
| Repairs and maintenance | 30,165.00 |
| Street lighting | 6,900.00 |
| Sanitation | |
| Street cleaning | |
| Garbage and ash removal | 1,500.00 |
| Sewers | |
| Health and Charities | |
| Health service | 2,910.00 |
| Poor (including relief) | 3,600.00 |
| Hospitals (aid and maintenance) .. | 900.00 |
| Other | |
| Recreation | |
| Beaches and boardwalks | |
| Parks and playgrounds | 700.00 |
| Other | |
| Educational | |
| (Exclusive of school districts) .. | |
| Unclassified Purposes | |
| (Including contingent) | 1,500.00 |
| SUB-TOTAL—Municipal functions.. | \$79,125.00 |

| | |
|--|----------------|
| Per Capita—Municipal functions | \$19.78 |
| Capital imp'ts and capital imp't fund | \$13,000.00 |
| Debt Service | |
| Principal payments .. | \$14,500.00 |
| Interest payments .. | 3,100.00 |

| | |
|--|---------------|
| Total | 17,600.00 |
| Per Capita Debt Service | \$4.40 |
| Deferred Charges and Statutory Expenditures | |
| Emergencies | \$1,800.00 |
| Other deferred chgs. | |
| Total | 1,800.00 |

TOTAL—Municipal expenditures ... **\$111,525.00**

| | |
|---|-------------------|
| Required Payments for Local School, County, and Special District Taxes | 226,050.11 |
|---|-------------------|

TOTAL EXPENDITURES AND REQUIRED PAYMENTS **\$337,575.11**

Reserve for uncollected taxes

GRAND TOTAL—Budget **\$373,168.11**

RECEIPTS AND REVENUES REALIZED IN 1952 TO MEET EXPENDITURES AND REQUIRED PAYMENTS

| | |
|------------------------------------|-------------|
| Surplus revenue appropriated .. | \$54,500.00 |
| Miscellaneous revenues realized .. | 81,760.40 |
| State aid revenues realized | 10,168.00 |
| Delinquent taxes including | |
| liens—1952 collections | 21,238.79 |
| current taxes—1952 collections.. | 208,979.27 |
| Emergency borrowings | |

TOTAL RECEIPTS AND REVENUES REALIZED **\$376,646.46**

CAPITAL OUTLAY—1952

| | |
|----------------------------------|-------------|
| Beaches and boardwalks | |
| Buildings and equipment | |
| Parks and playgrounds | |
| Sewers | |
| Streets, roads and bridges | \$46,146.84 |
| Water supply | |
| Other | |

| | |
|------------------------------|---------------|
| Tax rate | \$5.45 |
| Local school tax rate | 3.77 |
| County tax rate | 1.68 |
| Local purpose tax rate | ... |

TAXES

| | | |
|---|--------------|---------------------|
| Local school tax ... | \$156,358.57 | |
| County taxes | 69,691.54 | |
| Special district taxes | | |
| Local purpose levy | | \$226,050.11 |
| Total tax levy (tax duplicate) .. | | \$226,050.11 |
| Per Capita Total Tax Levy \$56.50 | | |

| | |
|---------------------------------------|--------------|
| Current | |
| 1952 taxes levied (total) | \$226,853.44 |
| Collected in 1952 | 208,979.27 |
| Per cent of levy collected in 1952 .. | 92.12 |
| Transferred to liens | 330.58 |
| Cancelled, abated or adjusted .. | 888.43 |
| Outstanding December 31, 1952 .. | \$16,655.16 |

| | |
|------------------------------------|-------------|
| All Prior Years Outstanding | |
| Balance January 1, 1952 | \$21,389.41 |
| Collected in 1952 | 20,166.34 |
| Balance December 31, 1952 | \$668.08 |

| | |
|------------------------------------|------------|
| Tax Title Liens Outstanding | |
| Balance January 1, 1952 | \$9,468.99 |
| Redeemed by cash | 1,072.45 |
| Balance December 31, 1952 | \$7,679.11 |

| | |
|---|-------------|
| Property Acquired by Deed or Foreclosure | |
| Balance January 1, 1952 | \$41,050.00 |
| Sale for cash | 14,522.00 |
| Balance December 31, 1952 | \$40,050.00 |

CAPITAL DEBT, DECEMBER 31, 1952

| | |
|--------------------------|--------------|
| Gross Debt | |
| School debt | \$130,000.00 |
| Self-liquidating debt .. | |
| Other capital debt .. | 103,000.00 |

TOTAL GROSS DEBT **\$233,000.00**

Per Capita Gross Debt **\$58.24**

| | |
|--------------------------|--------------|
| Deductions for | |
| School debt | \$130,000.00 |
| Self-liquidating debt .. | |
| Other capital debt .. | |

TOTAL DEDUCTIONS **130,000.00**

NET DEBT **\$103,000.00**

| | |
|------------------------------------|----------------|
| Average Assessed Valuations | |
| Real Property 1950-1951-1952.. | \$3,287,208.00 |
| Per Cent of Net Debt | 3.13 |

CURRENT FINANCES DECEMBER 31, 1952

| | |
|-------------------------------------|-------------|
| Cash | \$93,265.12 |
| Taxes receivable | 17,323.24 |
| Tax title liens | 7,679.11 |
| Foreclosed property | 40,050.00 |
| Accounts receivable | |
| State road aid receivable | 11,700.00 |
| Emergencies and deferred charges .. | 500.00 |

TOTAL ASSETS **\$170,517.47**

| | |
|------------------------|------------|
| Cash liabilities | \$3,075.71 |
| Reserves | 65,052.35 |
| Surplus revenue | 102,389.41 |

TOTAL LIABILITIES AND SURPLUS **\$170,517.47**

SOUTH HACKENSACK TOWNSHIP—BERGEN COUNTY

Population Census, 1950—1,503 Land Area 0.5 sq. mi. Net Valuation Taxable \$2,344,041

| | |
|--|--------------------|
| EXPENDITURES AND REQUIRED PAYMENTS FOR 1952 | |
| General Government | |
| Administrative and executive | \$12,826.00 |
| Assessment and collection of taxes | 6,193.00 |
| Finance Department | |
| Protection to Persons & Property | |
| Fire | 12,136.00 |
| Police | 18,975.00 |
| Other | |
| Streets and Roads | |
| Repairs and maintenance | 42,400.00 |
| Street lighting | 1,800.00 |
| Sanitation | |
| Street cleaning | |
| Garbage and ash removal | |
| Sewers | |
| Health and Charities | |
| Health service | 1,250.00 |
| Poor (including relief) | 400.00 |
| Hospitals (aid and maintenance) | |
| Other | |
| Recreation | |
| Beaches and boardwalks | |
| Parks and playgrounds | |
| Other | |
| Educational | |
| (Exclusive of school districts) .. | |
| Unclassified Purposes | |
| (Including contingent) | 1,036.00 |
| SUB-TOTAL—Municipal functions.. | \$97,016.00 |

| | |
|--|---------------------|
| Per Capita—Municipal functions | \$64.55 |
| Capital imp'ts and capital imp't fund | \$6,000.00 |
| Debt Service | |
| Principal payments .. | \$1,000.00 |
| Interest payments .. | 2,920.00 |
| Total | 3,920.00 |
| Per Capita Debt Service | \$2.61 |
| Deferred Charges and Statutory Expenditures | |
| Emergencies | \$1,000.00 |
| Other deferred chgs | 1,115.13 |
| Total | 2,115.13 |
| TOTAL—Municipal expenditures ... | \$109,051.13 |

| | |
|---|------------------|
| Required Payments for Local School, County, and Special District Taxes | 62,885.58 |
|---|------------------|

| | |
|---|---------------------|
| TOTAL EXPENDITURES AND REQUIRED PAYMENTS | \$171,936.71 |
| Reserve for uncollected taxes | \$6,218.87 |
| GRAND TOTAL—Budget | \$178,155.58 |

| | |
|--|---------------------|
| RECEIPTS AND REVENUES REALIZED IN 1952 TO MEET EXPENDITURES AND REQUIRED PAYMENTS | |
| Surplus revenue appropriated .. | \$30,000.00 |
| Miscellaneous revenues realized .. | 34,878.66 |
| State aid revenues realized | 5,809.78 |
| Delinquent taxes including | |
| liens—1952 collections | 4,303.56 |
| current taxes—1952 collections .. | 115,079.48 |
| Emergency borrowings | |
| TOTAL RECEIPTS AND REVENUES REALIZED | \$190,071.48 |

| | |
|----------------------------------|-------|
| CAPITAL OUTLAY—1952 | |
| Beaches and boardwalks | |
| Buildings and equipment | |
| Parks and playgrounds | |
| Sewers | |
| Streets, roads and bridges | |
| Water supply | |
| Other | |

| | |
|------------------------------|---------------|
| Tax rate | \$4.96 |
| Local school tax rate | 1.87 |
| County tax rate | 0.81 |
| Local purpose tax rate | 2.28 |

| | |
|--|---------------------|
| TAXES | |
| Local school tax ... | \$43,789.19 |
| County taxes | 19,096.39 |
| Special district taxes | |
| Local purpose levy | 53,210.81 |
| Total tax levy (tax duplicate) .. | \$116,096.39 |
| Per Capita Total Tax Levy | \$77.24 |

| | |
|--|-------------------|
| Current | |
| 1952 taxes levied (total) | \$118,286.90 |
| Collected in 1952 | 115,079.48 |
| Per cent of levy collected in 1952 ... | 97.28 |
| Transferred to liens | 181.03 |
| Cancelled, abated or adjusted | 32.24 |
| Outstanding December 31, 1952 .. | \$2,994.15 |

| | |
|------------------------------------|-----------------|
| All Prior Years Outstanding | |
| Balance January 1, 1952 | \$4,664.70 |
| Collected in 1952 | 4,012.96 |
| Balance December 31, 1952 | \$193.04 |

| | |
|------------------------------------|-------------------|
| Tax Title Liens Outstanding | |
| Balance January 1, 1952 | \$5,183.63 |
| Redeemed by cash | 290.60 |
| Balance December 31, 1952 | \$1,890.92 |

| | |
|---|-------------------|
| Property Acquired by Deed or Foreclosure | |
| Balance January 1, 1952 | \$7,095.00 |
| Sale for cash | 8,800.00 |
| Balance December 31, 1952 | \$5,140.00 |

| | |
|--|---------------------|
| CAPITAL DEBT, DECEMBER 31, 1952 | |
| Gross Debt | |
| School debt | \$71,809.00 |
| Self-liquidating debt .. | |
| Other capital debt .. | 98,500.00 |
| TOTAL GROSS DEBT | \$170,309.00 |
| Per Capita Gross Debt | \$113.31 |

| | |
|-------------------------------|--------------------|
| Deductions for | |
| School debt | \$71,809.00 |
| Self-liquidating debt .. | |
| Other capital debt .. | |
| TOTAL DEDUCTIONS | 71,809.00 |
| NET DEBT | \$98,500.00 |

| | |
|------------------------------------|----------------|
| Average Assessed Valuations | |
| Real Property 1950-1951-1952 .. | \$1,763,217.00 |
| Per Cent of Net Debt | 5.58 |

| | |
|--|--------------------|
| CURRENT FINANCES DECEMBER 31, 1952 | |
| Cash | \$36,551.14 |
| Taxes receivable | 3,187.19 |
| Tax title liens | 1,890.92 |
| Foreclosed property | 5,140.00 |
| Accounts receivable | 921.86 |
| State road aid receivable | |
| Emergencies and deferred charges .. | 11,100.00 |
| TOTAL ASSETS | \$58,791.11 |
| Cash liabilities | \$14,374.04 |
| Reserves | 11,139.97 |
| Surplus revenue | 33,277.10 |
| TOTAL LIABILITIES AND SURPLUS | \$58,791.11 |

SOUTH HARRISON TOWNSHIP—GLOUCESTER COUNTY

Population Census, 1950—868

Land Area 15.81 sq. mi.

Net Valuation Taxable \$510,347

EXPENDITURES AND REQUIRED PAYMENTS FOR 1952

| | |
|--|--------------------|
| General Government | |
| Administrative and executive | \$1,950.00 |
| Assessment and collection of taxes | 1,400.00 |
| Finance Department | 150.00 |
| Protection to Persons & Property | |
| Fire | 800.00 |
| Police | 20.00 |
| Other | |
| Streets and Roads | |
| Repairs and maintenance | 5,500.00 |
| Street lighting | 500.00 |
| Sanitation | |
| Street cleaning | |
| Garbage and ash removal | |
| Sewers | |
| Health and Charities | |
| Health service | 600.00 |
| Poor (including relief) | 250.00 |
| Hospitals (aid and maintenance) | |
| Other | |
| Recreation | |
| Beaches and boardwalks | |
| Parks and playgrounds | |
| Other | |
| Educational (Exclusive of school districts) .. | |
| | |
| Unclassified Purposes (Including contingent) | |
| | 200.00 |
| SUB-TOTAL—Municipal functions.. | \$11,370.00 |

| | |
|---|----------------|
| Per Capita—Municipal functions | \$13.10 |
| Capital imp'ts and capital imp't fund | \$9,500.00 |
| Debt Service | |
| Principal payments | |
| Interest payments | |

| | |
|--|--------------|
| Total | |
| Per Capita Debt Service | |
| | |
| Deferred Charges and Statutory Expenditures | |
| Emergencies | |
| Other deferred chgs. | |
| Total | |

TOTAL—Municipal expenditures .. \$20,870.00
Required Payments for Local School, County, and Special District Taxes 36,224.81

TOTAL EXPENDITURES AND REQUIRED PAYMENTS **\$57,094.81**

Reserve for uncollected taxes 13,216.59

GRAND TOTAL—Budget **\$70,311.40**
RECEIPTS AND REVENUES REALIZED IN 1952 TO MEET EXPENDITURES AND REQUIRED PAYMENTS

| | |
|------------------------------------|-------------|
| Surplus revenue appropriated .. | \$14,205.51 |
| Miscellaneous revenues realized .. | 6,529.63 |
| State aid revenues realized | 6,785.00 |
| Delinquent taxes including | |
| liens—1952 collections | 6,552.49 |
| Current taxes—1952 collections .. | 35,807.67 |
| Emergency borrowings | |

TOTAL RECEIPTS AND REVENUES REALIZED **\$69,880.30**
CAPITAL OUTLAY—1952

| | |
|----------------------------------|-------|
| Beaches and boardwalks | |
| Buildings and equipment | |
| Parks and playgrounds | |
| Sewers | |
| Streets, roads and bridges | |
| Water supply | |
| Other | |

| | |
|------------------------------|---------------|
| Tax rate | \$8.64 |
| Local school tax rate | 6.07 |
| County tax rate | 1.02 |
| Local purpose tax rate | 1.55 |

TAXES

| | | |
|--|--------------|--------------------|
| Local school tax ... | \$31,000.00 | |
| County taxes | 5,224.81 | |
| Special district taxes | | |
| Local purpose levy | | \$36,224.81 |
| | | 7,754.43 |
| Total tax levy (tax duplicate) .. | | \$43,979.24 |

Per Capita Total Tax Levy **\$50.67**

| | |
|--|-------------|
| Current | |
| 1952 taxes levied (total) | \$44,199.81 |
| Collected in 1952 | 35,807.67 |
| Per cent of levy collected in 1952 ... | 81.01 |
| Transferred to liens | 285.12 |
| Cancelled, abated or adjusted | 38.88 |
| Outstanding December 31, 1952 .. | \$8,068.14 |

| | |
|------------------------------------|------------|
| All Prior Years Outstanding | |
| Balance January 1, 1952 | \$6,885.43 |
| Collected in 1952 | 6,552.49 |
| Balance December 31, 1952 | \$195.90 |

| | |
|------------------------------------|------------|
| Tax Title Liens Outstanding | |
| Balance January 1, 1952 | \$1,511.81 |
| Redeemed by cash | 6,552.49 |
| Balance December 31, 1952 | \$1,822.04 |

| | |
|---|-------|
| Property Acquired by Deed or Foreclosure | |
| Balance January 1, 1952 | |
| Sale for cash | |
| Balance December 31, 1952 | |

CAPITAL DEBT, DECEMBER 31, 1952

| | |
|------------------------------------|--------------------|
| Gross Debt | |
| School debt | \$44,000.00 |
| Self-liquidating debt | |
| Other capital debt | |
| TOTAL GROSS DEBT | \$44,000.00 |
| Per Capita Gross Debt | \$50.69 |

| | |
|-------------------------------|------------------|
| Deductions for | |
| School debt | \$26,617.00 |
| Self-liquidating debt | |
| Other capital debt | |
| TOTAL DEDUCTIONS | 26,617.00 |

NET DEBT **\$17,383.00**

| | |
|------------------------------------|--------------|
| Average Assessed Valuations | |
| Real Property 1950-1951-1952 .. | \$443,615.00 |
| Per Cent of Net Debt | 3.91 |

CURRENT FINANCES DECEMBER 31, 1952

| | |
|-------------------------------------|-------------|
| Cash | \$35,892.97 |
| Taxes receivable | 8,264.04 |
| Tax title liens | 1,822.04 |
| Foreclosed property | |
| Accounts receivable | 99.31 |
| State road aid receivable | |
| Emergencies and deferred charges .. | |

TOTAL ASSETS **\$46,078.36**

| | |
|------------------------|------------|
| Cash liabilities | \$4,431.30 |
| Reserves | 10,185.39 |
| Surplus revenue | 31,461.67 |

TOTAL LIABILITIES AND SURPLUS **\$46,078.36**

SOUTH ORANGE VILLAGE—ESSEX COUNTY

Population Census, 1950—15,230 Land Area 2.7 sq. mi. Net Valuation Taxable \$35,409,122

| | |
|--|-----------------------|
| EXPENDITURES AND REQUIRED PAYMENTS FOR 1952 | |
| General Government | |
| Administrative and executive | \$59,633.98 |
| Assessment and collection of taxes | 34,578.14 |
| Finance Department | 16,907.00 |
| Protection to Persons & Property | |
| Fire | 135,606.00 |
| Police | 214,348.24 |
| Other | 24,749.29 |
| Streets and Roads | |
| Repairs and maintenance | 98,091.00 |
| Street lighting | 36,600.00 |
| Sanitation | |
| Street cleaning | |
| Garbage and ash removal | 900.00 |
| Sewers | 25,827.61 |
| Health and Charities | |
| Health service | 24,087.00 |
| Poor (including relief) | 6,904.00 |
| Hospitals (aid and maintenance) | 11,600.00 |
| Other | |
| Recreation | |
| Beaches and boardwalks | |
| Parks and playgrounds | 51,461.00 |
| Other | |
| Educational (Exclusive of school districts) .. | |
| | 36,866.00 |
| Unclassified Purposes (Including contingent) | |
| | 52,928.92 |
| SUB-TOTAL—Municipal functions.. | \$831,088.18 |
| Per Capita—Municipal functions | |
| | \$54.57 |
| Capital imp'ts and capital imp't fund | \$31,192.00 |
| Debt Service | |
| Principal payments .. | \$54,000.00 |
| Interest payments .. | 21,833.75 |
| Total | 75,833.75 |
| Per Capita Debt Service | |
| | \$4.98 |
| Deferred Charges and Statutory Expenditures | |
| Emergencies | |
| Other deferred chgs. .. | \$67,379.34 |
| Total | 67,379.34 |
| TOTAL—Municipal expenditures .. | \$1,005,493.27 |
| Required Payments for Local School, County, and Special District Taxes | |
| | 1,235,643.26 |
| TOTAL EXPENDITURES AND REQUIRED PAYMENTS | \$2,241,136.53 |
| Reserve for uncollected taxes | \$188,567.91 |
| GRAND TOTAL—Budget | \$2,429,704.44 |
| RECEIPTS AND REVENUES REALIZED IN 1952 TO MEET EXPENDITURES AND REQUIRED PAYMENTS | |
| Surplus revenue appropriated .. | \$150,000.00 |
| Miscellaneous revenues realized .. | 215,378.58 |
| State aid revenues realized | 10,072.00 |
| Delinquent taxes including liens—1952 collections | |
| | 63,621.17 |
| Current taxes—1952 collections.. | 2,014,402.97 |
| Emergency borrowings | |
| TOTAL RECEIPTS AND REVENUES REALIZED | \$2,453,474.72 |

CAPITAL OUTLAY—1952

| | |
|----------------------------------|-------------|
| Beaches and boardwalks | |
| Buildings and equipment | \$18,200.86 |
| Parks and playgrounds | 1,673.15 |
| Sewers | |
| Streets, roads and bridges | 12,031.37 |
| Water supply | 255,206.38 |
| Other | 200.00 |

| | |
|---|-----------------------|
| Tax rate | \$5.82 |
| Local school tax rate | 2.45 |
| County tax rate | 1.04 |
| Local purpose tax rate | 2.33 |
| TAXES | |
| Local school tax ... | \$866,283.17 |
| County taxes | 369,360.09 |
| Special district taxes | |
| Local purpose levy | \$1,235,643.26 |
| | 825,204.00 |
| Total tax levy (tax duplicate) .. | \$2,060,847.26 |
| Per Capita Total Tax Levy | |
| | \$135.31 |
| Current | |
| 1952 taxes levied (total) | \$2,078,300.35 |
| Collected in 1952 | 2,014,402.97 |
| Per cent of levy collected in 1952 ... | 96.92 |
| Transferred to liens | 628.56 |
| Cancelled, abated or adjusted .. | 2,165.04 |
| Outstanding December 31, 1952 .. | \$61,103.78 |
| All Prior Years Outstanding | |
| Balance January 1, 1952 | \$67,935.21 |
| Collected in 1952 | 63,434.49 |
| Balance December 31, 1952 | \$3,715.31 |
| Tax Title Liens Outstanding | |
| Balance January 1, 1952 | \$11,093.20 |
| Redeemed by cash | 186.68 |
| Balance December 31, 1952 | \$11,560.60 |
| Property Acquired by Deed or Foreclosure | |
| Balance January 1, 1952 | \$4,100.00 |
| Sale for cash | |
| Balance December 31, 1952 | \$4,100.00 |

CAPITAL DEBT, DECEMBER 31, 1952

| | |
|------------------------------------|-----------------------|
| Gross Debt | |
| School debt | \$675,862.00 |
| Self-liquidating debt .. | 968,000.00 |
| Other capital debt .. | 777,800.00 |
| TOTAL GROSS DEBT | \$2,421,662.00 |
| Per Capita Gross Debt | \$159.01 |
| Deductions for | |
| School debt | \$675,862.00 |
| Self-liquidating debt .. | 968,000.00 |
| Other capital debt .. | |
| TOTAL DEDUCTIONS | 1,643,862.00 |
| NET DEBT | \$777,800.00 |

| | |
|------------------------------------|-----------------|
| Average Assessed Valuations | |
| Real Property 1950-1951-1952.. | \$32,227,633.00 |
| Per Cent of Net Debt | 2.41 |

CURRENT FINANCES DECEMBER 31, 1952

| | |
|--|---------------------|
| Cash | \$576,860.99 |
| Taxes receivable | 64,819.09 |
| Tax title liens | 11,560.60 |
| Foreclosed property | 4,100.00 |
| Accounts receivable | |
| State road aid receivable | 27,354.40 |
| Emergencies and deferred charges .. | |
| TOTAL ASSETS | \$684,695.08 |
| Cash liabilities | \$85,041.52 |
| Reserves | 80,479.69 |
| Surplus revenue | 519,173.87 |
| TOTAL LIABILITIES AND SURPLUS | \$684,695.08 |

SOUTH PLAINFIELD BOROUGH—MIDDLESEX COUNTY

Population Census, 1950—8,008

Land Area 8.2 sq. mi.

Net Valuation Taxable \$8,490,045

| | |
|--|-----------------------|
| EXPENDITURES AND REQUIRED PAYMENTS FOR 1952 | |
| General Government | |
| Administrative and executive | \$51,128.53 |
| Assessment and collection of taxes Finance Department | 1,668.50 |
| Protection to Persons & Property | |
| Fire | 30,020.00 |
| Police | 67,782.97 |
| Other | |
| Streets and Roads | |
| Repairs and maintenance | 54,900.00 |
| Street lighting | 14,000.00 |
| Sanitation | |
| Street cleaning | |
| Garbage and ash removal | |
| Sewers | |
| Health and Charities | |
| Health service | 8,800.00 |
| Poor (including relief) | 4,800.00 |
| Hospitals (aid and maintenance) | 4,000.00 |
| Other | |
| Recreation | |
| Beaches and boardwalks | |
| Parks and playgrounds | 8,000.00 |
| Other | |
| Educational | |
| (Exclusive of school districts) | 2,800.00 |
| Unclassified Purposes | |
| (Including contingent) | 2,700.00 |
| SUB-TOTAL—Municipal functions.. | \$250,600.00 |
| Per Capita—Municipal functions | |
| Capital imp'ts and capital imp't fund | \$31.29 |
| Debt Service | \$24,500.00 |
| Principal payments | \$24,000.00 |
| Interest payments | 15,363.00 |
| Total | 39,363.00 |
| Per Capita Debt Service | |
| | \$4.92 |
| Deferred Charges and Statutory Expenditures | |
| Emergencies | \$37,000.00 |
| Other deferred chgs. | |
| Total | 37,000.00 |
| TOTAL—Municipal expenditures | \$351,463.00 |
| Required Payments for Local School, County, and Special District Taxes | |
| | 581,907.66 |
| TOTAL EXPENDITURES AND REQUIRED PAYMENTS | |
| | \$933,370.66 |
| Reserve for uncollected taxes | \$199,907.67 |
| GRAND TOTAL—Budget | \$1,133,278.33 |
| RECEIPTS AND REVENUES REALIZED IN 1952 TO MEET EXPENDITURES AND REQUIRED PAYMENTS | |
| Surplus revenue appropriated | \$64,500.00 |
| Miscellaneous revenues realized | 117,177.37 |
| State aid revenues realized | 16,119.00 |
| Delinquent taxes including | |
| liens—1952 collections | 60,747.97 |
| Current taxes—1952 collections.. | 836,522.28 |
| Emergency borrowings | 12,000.00 |
| TOTAL RECEIPTS AND REVENUES REALIZED | \$1,107,066.62 |
| CAPITAL OUTLAY—1952 | |
| Beaches and boardwalks | |
| Buildings and equipment | |
| Parks and playgrounds | |
| Sewers | |
| Streets, roads and bridges | |
| Water supply | |
| Other | |

| | |
|---|-----------------------|
| Local school tax | \$10.82 |
| Tax rate | 5.28 |
| Local school tax rate | 1.57 |
| County tax rate | 3.97 |
| Local purpose tax rate | |
| TAXES | |
| Local school tax | \$448,429.92 |
| County taxes | 133,477.74 |
| Special district taxes | |
| | \$581,907.66 |
| Local purpose levy | 337,001.67 |
| Total tax levy (tax duplicate) .. | \$918,909.33 |
| Per Capita Total Tax Levy | |
| | \$114.75 |
| Current | |
| 1952 taxes levied (total) | \$939,881.35 |
| Collected in 1952 | 836,522.28 |
| Per cent of levy collected in 1952 | 89.00 |
| Transferred to liens | |
| Cancelled, abated or adjusted | 223.62 |
| Outstanding December 31, 1952 .. | \$103,135.45 |
| All Prior Years Outstanding | |
| Balance January 1, 1952 | \$87,690.71 |
| Collected in 1952 | 55,922.02 |
| Balance December 31, 1952 | \$21,545.91 |
| Tax Title Liens Outstanding | |
| Balance January 1, 1952 | \$475,601.75 |
| Redeemed by cash | 4,825.95 |
| Balance December 31, 1952 | \$471,218.51 |
| Property Acquired by Deed or Foreclosure | |
| Balance January 1, 1952 | \$145,097.75 |
| Sale for cash | 2,210.00 |
| Balance December 31, 1952 | \$143,791.25 |
| CAPITAL DEBT, DECEMBER 31, 1952 | |
| Gross Debt | |
| School debt | \$280,000.00 |
| Self-liquidating debt | |
| Other capital debt | 391,000.00 |
| TOTAL GROSS DEBT | \$671,000.00 |
| Per Capita Gross Debt | |
| | \$83.79 |
| Deductions for | |
| School debt | \$280,000.00 |
| Self-liquidating debt | |
| Other capital debt | |
| TOTAL DEDUCTIONS | 280,000.00 |
| NET DEBT | \$391,000.00 |
| Average Assessed Valuations | |
| Real Property 1950-1951-1952.. | \$6,691,338.00 |
| Per Cent of Net Debt | 5.84 |
| CURRENT FINANCES DECEMBER 31, 1952 | |
| Cash | \$298,522.85 |
| Taxes receivable | 124,681.36 |
| Tax title liens | 471,218.51 |
| Foreclosed property | 143,791.25 |
| Accounts receivable | 815.65 |
| State road aid receivable | 4,000.00 |
| Emergencies and deferred charges .. | 196.10 |
| TOTAL ASSETS | \$1,043,225.72 |
| Cash liabilities | \$51,213.39 |
| Reserves | 740,506.77 |
| Surplus revenue | 251,505.56 |
| TOTAL LIABILITIES AND SURPLUS | \$1,043,225.72 |

SOUTH RIVER BOROUGH—MIDDLESEX COUNTY

Population Census, 1950—11,308

Land Area 2.8 sq. mi.

Net Valuation Taxable \$6,844,122

| | |
|--|---------------------|
| EXPENDITURES AND REQUIRED PAYMENTS FOR 1952 | |
| General Government | |
| Administrative and executive | \$23,885.00 |
| Assessment and collection of taxes | 14,000.00 |
| Finance Department | |
| Protection to Persons & Property | |
| Fire | 8,834.00 |
| Police | 88,961.13 |
| Other | |
| Streets and Roads | |
| Repairs and maintenance | 37,950.00 |
| Street lighting | 11,600.00 |
| Sanitation | |
| Street cleaning | 5,800.00 |
| Garbage and ash removal | 16,100.00 |
| Sewers | 43,600.00 |
| Health and Charities | |
| Health service | 13,265.00 |
| Poor (including relief) | 3,900.00 |
| Hospitals (aid and maintenance) | |
| Other | 625.00 |
| Recreation | |
| Beaches and boardwalks | |
| Parks and playgrounds | |
| Other | 3,142.25 |
| Educational | |
| (Exclusive of school districts) .. | 3,200.00 |
| Unclassified Purposes | |
| (Including contingent) | 6,453.87 |
| SUB-TOTAL—Municipal functions.. | \$281,316.25 |

| | |
|--|---------------------|
| Per Capita—Municipal functions | \$24.88 |
| Capital imp'ts and capital imp't fund | \$22,058.89 |
| Debt Service | |
| Principal payments .. | \$82,000.00 |
| Interest payments .. | 15,113.50 |
| Total | 97,113.50 |
| Per Capita Debt Service | \$8.59 |
| Deferred Charges and Statutory Expenditures | |
| Emergencies | |
| Other deferred chgs. .. | \$4,224.26 |
| Total | 4,224.26 |
| TOTAL—Municipal expenditures ... | \$404,712.90 |

| | |
|---|-------------------|
| Required Payments for Local School, County, and Special District Taxes | 431,847.56 |
|---|-------------------|

| | |
|---|---------------------|
| TOTAL EXPENDITURES AND REQUIRED PAYMENTS | \$836,560.46 |
| Reserve for uncollected taxes | \$67,988.85 |
| GRAND TOTAL—Budget | \$904,549.31 |

| | |
|--|---------------------|
| RECEIPTS AND REVENUES REALIZED IN 1952 TO MEET EXPENDITURES AND REQUIRED PAYMENTS | |
| Surplus revenue appropriated .. | \$72,000.00 |
| Miscellaneous revenues realized .. | 231,713.40 |
| State aid revenues realized | 10,853.00 |
| Delinquent taxes including | |
| liens—1952 collections | 25,713.48 |
| Current taxes—1952 collections.. | 540,218.60 |
| Emergency borrowings | |
| TOTAL RECEIPTS AND REVENUES REALIZED | \$880,498.48 |

CAPITAL OUTLAY—1952

| | |
|----------------------------------|------------|
| Beaches and boardwalks | |
| Buildings and equipment | \$37.60 |
| Parks and playgrounds | |
| Sewers | 7,571.29 |
| Streets, roads and bridges | 12,710.84 |
| Water supply | 191,945.75 |
| Other | |

| | |
|---|---------------------|
| Tax rate | \$8.22 |
| Local school tax rate | 4.62 |
| County tax rate | 1.69 |
| Local purpose tax rate | 1.91 |
| TAXES | |
| Local school tax ... | \$316,446.34 |
| County taxes | 115,401.22 |
| Special district taxes | |
| Local purpose levy | \$431,847.56 |
| Total tax levy (tax duplicate) .. | 134,573.75 |
| Per Capita Total Tax Levy | \$50.09 |
| Current | |
| 1952 taxes levied (total) | \$573,169.95 |
| Collected in 1952 | 540,218.60 |
| Per cent of levy collected in 1952 ... | 94.25 |
| Transferred to liens | 164.40 |
| Cancelled, abated or adjusted .. | 683.73 |
| Outstanding December 31, 1952 .. | \$32,103.22 |
| All Prior Years Outstanding | |
| Balance January 1, 1952 | \$90,343.38 |
| Collected in 1952 | 24,282.46 |
| Balance December 31, 1952 | \$66,060.92 |
| Tax Title Liens Outstanding | |
| Balance January 1, 1952 | \$7,284.00 |
| Redeemed by cash | 1,431.02 |
| Balance December 31, 1952 | \$3,866.70 |
| Property Acquired by Deed or Foreclosure | |
| Balance January 1, 1952 | \$39,296.22 |
| Sale for cash | 6,140.00 |
| Balance December 31, 1952 | \$51,379.33 |

CAPITAL DEBT, DECEMBER 31, 1952

| | |
|------------------------------------|-----------------------|
| Gross Debt | |
| School debt | \$194,000.00 |
| Self-liquidating debt .. | 373,000.00 |
| Other capital debt .. | 440,000.00 |
| TOTAL GROSS DEBT | \$1,007,000.00 |
| Per Capita Gross Debt | \$89.05 |
| Deductions for | |
| School debt | \$194,000.00 |
| Self-liquidating debt .. | 373,000.00 |
| Other capital debt .. | |
| TOTAL DEDUCTIONS | 567,000.00 |
| NET DEBT | \$440,000.00 |

| | |
|------------------------------------|----------------|
| Average Assessed Valuations | |
| Real Property 1950-1951-1952.. | \$6,248,392.00 |
| Per Cent of Net Debt | 7.04 |

CURRENT FINANCES DECEMBER 31, 1952

| | |
|--|---------------------|
| Cash | \$121,186.85 |
| Taxes receivable | 98,164.14 |
| Tax title liens | 3,866.70 |
| Foreclosed property | 51,379.33 |
| Accounts receivable | |
| State road aid receivable | 11,796.92 |
| Emergencies and deferred charges .. | |
| TOTAL ASSETS | \$286,393.94 |
| Cash liabilities | \$31,661.14 |
| Reserves | 153,410.17 |
| Surplus revenue | 101,322.63 |
| TOTAL LIABILITIES AND SURPLUS | \$286,393.94 |

SOUTH TOMS RIVER BOROUGH—OCEAN COUNTY

Population Census, 1950—492

Land Area 1.4 sq. mi.

Net Valuation Taxable \$410,035

| | |
|--|--------------------|
| EXPENDITURES AND REQUIRED PAYMENTS FOR 1952 | |
| General Government | |
| Administrative and executive | \$6,800.00 |
| Assessment and collection of taxes | 1,480.00 |
| Finance Department | |
| Protection to Persons & Property | |
| Fire | 1,290.00 |
| Police | 250.00 |
| Other | |
| Streets and Roads | |
| Repairs and maintenance | 1,395.00 |
| Street lighting | 1,500.00 |
| Sanitation | |
| Street cleaning | |
| Garbage and ash removal | 925.00 |
| Sewers | |
| Health and Charities | |
| Health service | 50.00 |
| Poor (including relief) | 1,025.00 |
| Hospitals (aid and maintenance) | |
| Other | |
| Recreation | |
| Beaches and boardwalks | |
| Parks and playgrounds | |
| Other | |
| Educational | |
| (Exclusive of school districts) .. | |
| Unclassified Purposes | |
| (Including contingent) | 200.00 |
| SUB-TOTAL—Municipal functions.. | \$14,915.00 |

| | |
|---|----------------|
| Per Capita—Municipal functions | \$30.32 |
| Capital imp'ts and capital imp't fund | |
| Debt Service | |
| Principal payments | |
| Interest payments | |

| | |
|--|--------------------|
| Total | |
| Per Capita Debt Service | |
| Deferred Charges and Statutory Expenditures | |
| Emergencies | |
| Other deferred chgs. | |
| Total | |
| TOTAL—Municipal expenditures .. | \$14,915.00 |

| | |
|---|------------------|
| Required Payments for Local School, County, and Special District Taxes | 26,564.83 |
|---|------------------|

| | |
|---|--------------------|
| TOTAL EXPENDITURES AND REQUIRED PAYMENTS | \$41,479.83 |
| Reserve for uncollected taxes | \$5,666.72 |
| GRAND TOTAL—Budget | \$47,146.55 |

| | |
|--|--------------------|
| RECEIPTS AND REVENUES REALIZED IN 1952 TO MEET EXPENDITURES AND REQUIRED PAYMENTS | |
| Surplus revenue appropriated .. | \$6,000.00 |
| Miscellaneous revenues realized .. | 11,436.96 |
| State aid revenues realized | 958.00 |
| Delinquent taxes including | |
| liens—1952 collections | 1,622.85 |
| Current taxes—1952 collections.. | 27,583.47 |
| Emergency borrowings | |
| TOTAL RECEIPTS AND REVENUES REALIZED | \$47,601.28 |

CAPITAL OUTLAY—1952

| | |
|----------------------------------|-------|
| Beaches and boardwalks | |
| Buildings and equipment | |
| Parks and playgrounds | |
| Sewers | |
| Streets, roads and bridges | |
| Water supply | |
| Other | |

| | |
|------------------------------|---------------|
| Tax rate | \$7.32 |
| Local school tax rate | 4.37 |
| County tax rate | 2.11 |
| Local purpose tax rate | 0.84 |

TAXES

| | | |
|--|-------------|--------------------|
| Local school tax ... | \$17,906.60 | |
| County taxes | 8,653.23 | |
| Special district taxes | | |
| Local purpose levy | | \$26,564.83 |
| | | 3,433.72 |
| Total tax levy (tax duplicate) .. | | \$29,998.55 |

| | |
|--|----------------|
| Per Capita Total Tax Levy | \$60.97 |
| Current | |
| 1952 taxes levied (total) | \$30,118.01 |
| Collected in 1952 | 27,583.47 |
| Per cent of levy collected in 1952 ... | 91.58 |
| Transferred to liens | 82.35 |
| Cancelled, abated or adjusted | |
| Outstanding December 31, 1952 .. | \$2,452.19 |

| | |
|------------------------------------|------------|
| All Prior Years Outstanding | |
| Balance January 1, 1952 | \$1,737.70 |
| Collected in 1952 | 1,622.85 |
| Balance December 31, 1952 | \$114.85 |

| | |
|------------------------------------|------------|
| Tax Title Liens Outstanding | |
| Balance January 1, 1952 | \$2,478.10 |
| Redeemed by cash | |
| Balance December 31, 1952 | \$2,560.45 |

| | |
|---|----------|
| Property Acquired by Deed or Foreclosure | |
| Balance January 1, 1952 | \$460.00 |
| Sale for cash | 660.50 |
| Balance December 31, 1952 | \$200.00 |

CAPITAL DEBT, DECEMBER 31, 1952

| | |
|------------------------------------|--------------------|
| Gross Debt | |
| School debt | \$19,490.00 |
| Self-liquidating debt. | |
| Other capital debt .. | |
| TOTAL GROSS DEBT | \$19,490.00 |
| Per Capita Gross Debt | \$39.61 |

| | |
|-------------------------------|------------------|
| Deductions for | |
| School debt | \$19,490.00 |
| Self-liquidating debt. | |
| Other capital debt .. | |
| TOTAL DEDUCTIONS | 19,490.00 |
| NET DEBT | |

| | |
|------------------------------------|--------------|
| Average Assessed Valuations | |
| Real Property 1950-1951-1952.. | \$306,555.00 |
| Per Cent of Net Debt | |

CURRENT FINANCES DECEMBER 31, 1952

| | |
|-------------------------------------|--------------------|
| Cash | \$24,436.34 |
| Taxes receivable | 2,567.04 |
| Tax title liens | 2,560.45 |
| Foreclosed property | 200.00 |
| Accounts receivable | 1,455.21 |
| State road aid receivable | |
| Emergencies and deferred charges .. | |
| TOTAL ASSETS | \$31,219.04 |

| | |
|--|--------------------|
| Cash liabilities | \$11,613.85 |
| Reserves | 6,782.70 |
| Surplus revenue | 12,822.49 |
| TOTAL LIABILITIES AND SURPLUS | \$31,219.04 |

SPARTA TOWNSHIP—SUSSEX COUNTY

Population Census, 1950—3,021 Land Area 38.8 sq. mi. Net Valuation Taxable \$4,422,958

| | |
|--|---------------------|
| EXPENDITURES AND REQUIRED PAYMENTS FOR 1952 | |
| General Government | |
| Administrative and executive | \$22,675.00 |
| Assessment and collection of taxes | 12,300.00 |
| Finance Department | 1,900.00 |
| Protection to Persons & Property | |
| Fire | 7,900.00 |
| Police | 34,850.00 |
| Other | |
| Streets and Roads | |
| Repairs and maintenance | 40,000.00 |
| Street lighting | |
| Sanitation | |
| Street cleaning | |
| Garbage and ash removal | |
| Sewers | 3,560.00 |
| Health and Charities | |
| Health service | 550.00 |
| Poor (including relief) | 1,150.00 |
| Hospitals (aid and maintenance) | 1,000.00 |
| Other | 1,000.00 |
| Recreation | |
| Beaches and boardwalks | |
| Parks and playgrounds | 2,700.00 |
| Other | |
| Educational | |
| (Exclusive of school districts) .. | 1,025.00 |
| Unclassified Purposes | |
| (Including contingent) | 250.00 |
| SUB-TOTAL—Municipal functions.. | \$130,860.00 |
| Per Capita—Municipal functions | |
| Capital imp'ts and capital imp't fund | \$43.32 |
| Debt Service | \$17,025.00 |
| Principal payments .. | |
| Interest payments .. | \$100.00 |
| Total | 100.00 |
| Per Capita Debt Service | |
| Deferred Charges and Statutory Expenditures | \$0.03 |
| Emergencies | |
| Other deferred chgs. | |
| Total | |
| TOTAL—Municipal expenditures ... | \$147,985.00 |
| Required Payments for Local School, County, and Special District Taxes | |
| TOTAL EXPENDITURES AND REQUIRED PAYMENTS | \$425,829.31 |
| Reserve for uncollected taxes | \$60,000.00 |
| GRAND TOTAL—Budget | \$485,829.31 |
| RECEIPTS AND REVENUES REALIZED IN 1952 TO MEET EXPENDITURES AND REQUIRED PAYMENTS | |
| Surplus revenue appropriated .. | \$20,000.00 |
| Miscellaneous revenues realized .. | 29,777.18 |
| State aid revenues realized | 12,084.10 |
| Delinquent taxes including liens—1952 collections | 47,817.97 |
| Current taxes—1952 collections.. | 346,047.17 |
| Emergency borrowings | |
| TOTAL RECEIPTS AND REVENUES REALIZED | \$455,726.42 |
| CAPITAL OUTLAY—1952 | |
| Beaches and boardwalks | |
| Buildings and equipment | \$23,051.00 |
| Parks and playgrounds | |
| Sewers | |
| Streets, roads and bridges | |
| Water supply | |
| Other | 1,194.33 |

| | |
|---|---------------------|
| Tax rate | \$8.83 |
| Local school tax rate | 4.09 |
| County tax rate | 2.04 |
| Local purpose tax rate | 2.70 |
| TAXES | |
| Local school tax ... | \$180,803.45 |
| County taxes | 90,690.86 |
| Special district taxes | 6,350.00 |
| Local purpose levy | \$277,844.31 |
| Total tax levy (tax duplicate) .. | <u>118,972.00</u> |
| | <u>\$396,816.31</u> |
| Per Capita Total Tax Levy | \$131.35 |
| Current | |
| 1952 taxes levied (total) | \$396,824.62 |
| Collected in 1952 | 346,047.17 |
| Per cent of levy collected in 1952 ... | 87.20 |
| Transferred to liens | |
| Cancelled, abated or adjusted .. | |
| Outstanding December 31, 1952 .. | <u>\$50,777.45</u> |
| All Prior Years Outstanding | |
| Balance January 1, 1952 | \$48,600.34 |
| Collected in 1952 | 46,440.68 |
| Balance December 31, 1952 | <u>\$1,729.14</u> |
| Tax Title Liens Outstanding | |
| Balance January 1, 1952 | \$18,006.67 |
| Redeemed by cash | 1,377.29 |
| Balance December 31, 1952 | <u>\$16,628.74</u> |
| Property Acquired by Deed or Foreclosure | |
| Balance January 1, 1952 | |
| Sale for cash | |
| Balance December 31, 1952 | <u>.....</u> |
| CAPITAL DEBT, DECEMBER 31, 1952 | |
| Gross Debt | |
| School debt | \$349,000.00 |
| Self-liquidating debt .. | |
| Other capital debt .. | |
| TOTAL GROSS DEBT | \$349,000.00 |
| Per Capita Gross Debt | \$115.52 |
| Deductions for | |
| School debt | \$246,656.00 |
| Self-liquidating debt .. | |
| Other capital debt .. | |
| TOTAL DEDUCTIONS | 246,656.00 |
| NET DEBT | \$102,344.00 |
| Average Assessed Valuations | |
| Real Property 1950-1951-1952.. | \$4,110,939.00 |
| Per Cent of Net Debt | 2.48 |
| CURRENT FINANCES DECEMBER 31, 1952 | |
| Cash | \$125,076.61 |
| Taxes receivable | 52,506.59 |
| Tax title liens | 16,628.74 |
| Foreclosed property | |
| Accounts receivable | 97.54 |
| State road aid receivable | 10,645.72 |
| Emergencies and deferred charges .. | |
| TOTAL ASSETS | \$204,955.20 |
| Cash liabilities | \$36,163.92 |
| Reserves | 69,232.87 |
| Surplus revenue | 99,558.41 |
| TOTAL LIABILITIES AND SURPLUS | \$204,955.20 |

SPOTSWOOD BOROUGH—MIDDLESEX COUNTY

Population Census, 1950—2,325

Land Area 2.3 sq. mi.

Net Valuation Taxable \$1,764,463

| | |
|--|---------------------|
| EXPENDITURES AND REQUIRED PAYMENTS FOR 1952 | |
| General Government | |
| Administrative and executive | \$9,324.36 |
| Assessment and collection of taxes | 3,800.28 |
| Finance Department | |
| Protection to Persons & Property | |
| Fire | 1,795.07 |
| Police | 6,743.98 |
| Other | |
| Streets and Roads | |
| Repairs and maintenance | 11,628.31 |
| Street lighting | 4,200.00 |
| Sanitation | |
| Street cleaning | |
| Garbage and ash removal | 4,706.00 |
| Sewers | |
| Health and Charities | |
| Health service | 372.00 |
| Poor (including relief) | 1,360.00 |
| Hospitals (aid and maintenance) | |
| Other | |
| Recreation | |
| Beaches and boardwalks | |
| Parks and playgrounds | |
| Other | |
| Educational | |
| (Exclusive of school districts) | |
| Unclassified Purposes | |
| (Including contingent) | 200.00 |
| SUB-TOTAL—Municipal functions.. | \$44,130.00 |
| Per Capita—Municipal functions | |
| Capital imp'ts and capital imp't fund | \$18.98 |
| Debt Service | |
| Principal payments | \$2,500.00 |
| Interest payments | 240.00 |
| Total | \$2,740.00 |
| Per Capita Debt Service | |
| Defered Charges and Statutory Expenditures | \$1.18 |
| Emergencies | \$1,900.00 |
| Other deferred chgs. | 1,837.14 |
| Total | 3,737.14 |
| TOTAL—Municipal expenditures | \$50,607.14 |
| Required Payments for Local School, County, and Special District Taxes | |
| Total | 121,187.80 |
| TOTAL EXPENDITURES AND REQUIRED PAYMENTS | \$171,794.94 |
| Reserve for uncollected taxes | \$26,881.78 |
| GRAND TOTAL—Budget | \$198,676.72 |
| RECEIPTS AND REVENUES REALIZED IN 1952 TO MEET EXPENDITURES AND REQUIRED PAYMENTS | |
| Surplus revenue appropriated | \$20,900.00 |
| Miscellaneous revenues realized | 15,643.18 |
| State aid revenues realized | 3,700.00 |
| Delinquent taxes including | |
| liens—1952 collections | 22,309.79 |
| Current taxes—1952 collections.. . . . | 143,167.83 |
| Emergency borrowings | |
| TOTAL RECEIPTS AND REVENUES REALIZED | \$205,720.80 |
| CAPITAL OUTLAY—1952 | |
| Beaches and boardwalks | |
| Buildings and equipment | |
| Parks and playgrounds | |
| Sewers | |
| Streets, roads and bridges | |
| Water supply | \$156.75 |
| Other | |

| | |
|---|---------------------|
| Tax rate | \$9.02 |
| Local school tax rate | 5.18 |
| County tax rate | 1.68 |
| Local purpose tax rate | 2.16 |
| TAXES | |
| Local school tax | \$91,465.50 |
| County taxes | 29,722.30 |
| Special district taxes | |
| Local purpose levy | \$121,187.80 |
| Total tax levy (tax duplicate) .. | \$159,011.72 |
| Per Capita Total Tax Levy | \$68.39 |
| Current | |
| 1952 taxes levied (total) | \$160,293.42 |
| Collected in 1952 | 143,167.83 |
| Per cent of levy collected in 1952 | 89.31 |
| Transferred to liens | |
| Cancelled, abated or adjusted | |
| Outstanding December 31, 1952 | \$17,125.59 |
| All Prior Years Outstanding | |
| Balance January 1, 1952 | \$24,099.08 |
| Collected in 1952 | 19,907.36 |
| Balance December 31, 1952 | \$4,191.72 |
| Tax Title Liens Outstanding | |
| Balance January 1, 1952 | \$22,713.88 |
| Redeemed by cash | 2,402.43 |
| Balance December 31, 1952 | \$20,311.45 |
| Property Acquired by Deed or Foreclosure | |
| Balance January 1, 1952 | \$2,019.00 |
| Sale for cash | |
| Balance December 31, 1952 | \$2,019.00 |

CAPITAL DEBT, DECEMBER 31, 1952

| | |
|--|--------------------|
| Gross Debt | |
| School debt | |
| Self-liquidating debt. | \$51,000.00 |
| Other capital debt | 3,000.00 |
| TOTAL GROSS DEBT | \$54,000.00 |
| Per Capita Gross Debt | |
| Total | \$23.23 |
| Deductions for | |
| School debt | |
| Self-liquidating debt. | \$36,258.00 |
| Other capital debt | |
| TOTAL DEDUCTIONS | 36,258.00 |
| NET DEBT | \$17,742.00 |
| Average Assessed Valuations | |
| Real Property 1950-1951-1952.. . . . | \$1,472,139.00 |
| Per Cent of Net Debt | 1.20 |

CURRENT FINANCES DECEMBER 31, 1952

| | |
|--|---------------------|
| Cash | \$55,733.75 |
| Taxes receivable | 21,317.31 |
| Tax title liens | 20,311.45 |
| Foreclosed property | 2,019.00 |
| Accounts receivable | 6,489.48 |
| State road aid receivable | |
| Emergencies and deferred charges | 1,416.46 |
| TOTAL ASSETS | \$107,287.45 |
| Cash liabilities | \$4,860.66 |
| Reserves | 50,137.24 |
| Surplus revenue | 52,289.55 |
| TOTAL LIABILITIES AND SURPLUS | \$107,287.45 |

SPRINGFIELD TOWNSHIP—BURLINGTON COUNTY

Population Census, 1950—1,562 Land Area 29.47 sq. mi. Net Valuation Taxable \$1,042,016

| | |
|--|--------------------|
| EXPENDITURES AND REQUIRED PAYMENTS FOR 1952 | |
| General Government | |
| Administrative and executive | \$3,910.00 |
| Assessment and collection of taxes | 1,424.26 |
| Finance Department | 250.00 |
| Protection to Persons & Property | |
| Fire | 1,800.00 |
| Police | 2,375.00 |
| Other | |
| Streets and Roads | |
| Repairs and maintenance | 18,812.00 |
| Street lighting | 1,000.00 |
| Sanitation | |
| Street cleaning | |
| Garbage and ash removal | |
| Sewers | |
| Health and Charities | |
| Health service | 250.00 |
| Poor (including relief) | 705.00 |
| Hospitals (aid and maintenance) | |
| Other | |
| Recreation | |
| Beaches and boardwalks | |
| Parks and playgrounds | |
| Other | |
| Educational | |
| (Exclusive of school districts) .. | |
| Unclassified Purposes | |
| (Including contingent) | 50.00 |
| SUB-TOTAL—Municipal functions.. | \$30,576.26 |

| | |
|--|---------------------|
| Per Capita—Municipal functions | \$19.58 |
| Capital imp'ts and capital imp't fund | \$6,533.15 |
| Debt Service | |
| Principal payments | |
| Interest payments .. | \$58.80 |
| Total | 58.80 |
| Per Capita Debt Service | |
| | \$0.04 |
| Deferred Charges and Statutory Expenditures | |
| Emergencies | |
| Other deferred chgs. | \$479.41 |
| Total | 479.41 |
| TOTAL—Municipal expenditures .. | \$37,647.62 |
| Required Payments for Local School, County and Special District Taxes | |
| | 70,593.35 |
| TOTAL EXPENDITURES AND REQUIRED PAYMENTS | \$108,240.97 |
| Reserve for uncollected taxes | \$12,631.20 |
| GRAND TOTAL—Budget | \$120,872.17 |

| | |
|--|---------------------|
| RECEIPTS AND REVENUES REALIZED IN 1952 TO MEET EXPENDITURES AND REQUIRED PAYMENTS | |
| Surplus revenue appropriated .. | \$10,000.00 |
| Miscellaneous revenues realized .. | 19,668.73 |
| State aid revenues realized | 10,180.08 |
| Delinquent taxes including | |
| liens—1952 collections | 6,824.06 |
| Current taxes—1952 collections.. | 66,310.05 |
| Emergency borrowings | |
| TOTAL RECEIPTS AND REVENUES REALIZED | \$112,082.92 |

CAPITAL OUTLAY—1952

| | |
|----------------------------------|-------|
| Beaches and boardwalks | |
| Buildings and equipment | |
| Parks and playgrounds | |
| Sewers | |
| Streets, roads and bridges | |
| Water supply | |
| Other | |

| | |
|------------------------------|---------------|
| Tax rate | \$7.26 |
| Local school tax rate | 4.52 |
| County tax rate | 2.26 |
| Local purpose tax rate | 0.48 |

TAXES

| | |
|--|--------------------|
| Local school tax ... | \$47,061.49 |
| County taxes | 23,531.86 |
| Special district taxes | |
| Local purpose levy | \$70,593.35 |
| | 4,987.61 |
| Total tax levy (tax duplicate) .. | \$75,580.96 |

| | |
|--|----------------|
| Per Capita Total Tax Levy | \$48.39 |
|--|----------------|

| | |
|--|-------------|
| Current | |
| 1952 taxes levied (total) | \$77,178.59 |
| Collected in 1952 | 66,310.05 |
| Per cent of levy collected in 1952 ... | 85.92 |
| Transferred to liens | |
| Cancelled, abated or adjusted | 189.92 |
| Outstanding December 31, 1952 .. | \$10,678.62 |

| | |
|------------------------------------|------------|
| All Prior Years Outstanding | |
| Balance January 1, 1952 | \$8,187.50 |
| Collected in 1952 | 6,824.06 |
| Balance December 31, 1952 | \$1,325.36 |

| | |
|------------------------------------|-------|
| Tax Title Liens Outstanding | |
| Balance January 1, 1952 | |
| Redeemed by cash | |
| Balance December 31, 1952 | |

| | |
|---|-------|
| Property Acquired by Deed or Foreclosure | |
| Balance January 1, 1952 | |
| Sale for cash | |
| Balance December 31, 1952 | |

CAPITAL DEBT, DECEMBER 31, 1952

| | |
|------------------------------------|-------------------|
| Gross Debt | |
| School debt | \$3,000.00 |
| Self-liquidating debt | |
| Other capital debt .. | |
| TOTAL GROSS DEBT | \$3,000.00 |
| Per Capita Gross Debt | \$1.92 |

| | |
|-------------------------------|-----------------|
| Deductions for | |
| School debt | \$3,000.00 |
| Self-liquidating debt | |
| Other capital debt .. | |
| TOTAL DEDUCTIONS | 3,000.00 |
| NET DEBT | |

| | |
|------------------------------------|--------------|
| Average Assessed Valuations | |
| Real Property 1950-1951-1952.. | \$822,236.00 |
| Per Cent of Net Debt | |

CURRENT FINANCES DECEMBER 31, 1952

| | |
|-------------------------------------|--------------------|
| Cash | \$50,917.84 |
| Taxes receivable | 12,003.98 |
| Tax title liens | |
| Foreclosed property | |
| Accounts receivable | 109.70 |
| State road aid receivable | |
| Emergencies and deferred charges .. | 345.13 |
| TOTAL ASSETS | \$63,376.65 |

| | |
|--|--------------------|
| Cash liabilities | \$6,423.01 |
| Reserves | 12,113.68 |
| Surplus revenue | 44,839.96 |
| TOTAL LIABILITIES AND SURPLUS | \$63,376.65 |

SPRINGFIELD TOWNSHIP—UNION COUNTY

Population Census, 1950—7,214

Land Area 5.2 sq. mi.

Net Valuation Taxable \$11,603,057

| | |
|--|-----------------------|
| EXPENDITURES AND REQUIRED PAYMENTS FOR 1952 | |
| General Government | |
| Administrative and executive | \$34,315.00 |
| Assessment and collection of taxes | 14,275.00 |
| Finance Department | 1,840.00 |
| Protection to Persons & Property | |
| Fire | 48,214.00 |
| Police | 144,880.00 |
| Other | |
| Streets and Roads | |
| Repairs and maintenance | 23,240.00 |
| Street lighting | 11,500.00 |
| Sanitation | |
| Street cleaning | |
| Garbage and ash removal | 29,400.00 |
| Sewers | 23,800.00 |
| Health and Charities | |
| Health service | 5,935.00 |
| Poor (including relief) | 3,013.75 |
| Hospitals (aid and maintenance) | 400.00 |
| Other | |
| Recreation | |
| Benches and boardwalks | |
| Parks and playgrounds | 8,460.00 |
| Other | |
| Educational | |
| (Exclusive of school districts) | 18,385.00 |
| Unclassified Purposes | |
| (Including contingent) | 2,498.00 |
| SUB-TOTAL—Municipal functions.. | \$370,155.75 |
| Per Capita—Municipal functions | |
| Capital imp'ts and capital imp't fund | \$51.31 |
| Debt Service | \$13,880.00 |
| Principal payments | \$59,750.00 |
| Interest payments | 9,047.50 |
| Total | 68,797.50 |
| Per Capita Debt Service | |
| Deferred Charges and Statutory Expenditures | \$0.54 |
| Emergencies | |
| Other deferred chgs. | \$9,786.50 |
| Total | 9,786.50 |
| TOTAL—Municipal expenditures | \$462,619.75 |
| Required Payments for Local School, County, and Special District Taxes | |
| 609,583.29 | |
| TOTAL EXPENDITURES AND REQUIRED PAYMENTS | \$1,072,203.04 |
| Reserve for uncollected taxes | \$97,716.72 |
| GRAND TOTAL—Budget | \$1,169,919.76 |
| RECEIPTS AND REVENUES REALIZED IN 1952 TO MEET EXPENDITURES AND REQUIRED PAYMENTS | |
| Surplus revenue appropriated | \$90,000.00 |
| Miscellaneous revenues realized | 98,223.46 |
| State aid revenues realized | 7,721.00 |
| Delinquent taxes including | |
| liens—1952 collections | 40,453.14 |
| Current taxes—1952 collections.. . . . | 951,324.97 |
| Emergency borrowings | |
| TOTAL RECEIPTS AND REVENUES REALIZED | \$1,187,722.57 |
| CAPITAL OUTLAY—1952 | |
| Beaches and boardwalks | |
| Buildings and equipment | \$2,886.52 |
| Parks and playgrounds | |
| Sewers | 5,165.49 |
| Streets, roads and bridges | 34,244.10 |
| Water supply | |
| Other | |

| | |
|---|-----------------------|
| Tax rate | \$8.41 |
| Local school tax rate | 4.41 |
| County tax rate | 0.84 |
| Local purpose tax rate | 3.16 |
| TAXES | |
| Local school tax | \$512,251.73 |
| County taxes | 97,331.56 |
| Special district taxes | |
| Local purpose levy | \$609,583.29 |
| Total tax levy (tax duplicate) .. | \$975,798.76 |
| Per Capita Total Tax Levy | |
| \$135.26 | |
| Current | |
| 1952 taxes levied (total) | \$991,683.54 |
| Collected in 1952 | 951,324.97 |
| Per cent of levy collected in 1952 | 95.93 |
| Transferred to liens | 21.03 |
| Cancelled, abated or adjusted | 4,508.74 |
| Outstanding December 31, 1952 | \$35,828.80 |
| All Prior Years Outstanding | |
| Balance January 1, 1952 | \$36,207.06 |
| Collected in 1952 | 29,535.54 |
| Balance December 31, 1952 | \$6,671.52 |
| Tax Title Liens Outstanding | |
| Balance January 1, 1952 | \$5,350.85 |
| Redeemed by cash | 5,187.60 |
| Balance December 31, 1952 | \$184.28 |
| Property Acquired by Deed or Foreclosure | |
| Balance January 1, 1952 | \$34,655.00 |
| Sale for cash | 10,390.00 |
| Balance December 31, 1952 | \$28,925.00 |
| CAPITAL DEBT, DECEMBER 31, 1952 | |
| Gross Debt | |
| School debt | \$1,314,662.00 |
| Self-liquidating debt. | |
| Other capital debt | 215,825.00 |
| TOTAL GROSS DEBT | \$1,530,487.00 |
| Per Capita Gross Debt | \$212.16 |
| Deductions for | |
| School debt | \$954,547.00 |
| Self-liquidating debt. | |
| Other capital debt | |
| TOTAL DEDUCTIONS | 954,547.00 |
| NET DEBT | \$575,940.00 |
| Average Assessed Valuations | |
| Real Property 1950-1951-1952.. . . . | \$9,477,239.00 |
| Per Cent of Net Debt | 6.07 |
| CURRENT FINANCES DECEMBER 31, 1952 | |
| Cash | \$240,744.12 |
| Taxes receivable | 42,500.32 |
| Tax title liens | 184.28 |
| Foreclosed property | 28,925.00 |
| Accounts receivable | 9,243.38 |
| State road aid receivable | |
| Emergencies and deferred charges | 2,500.00 |
| TOTAL ASSETS | \$324,097.10 |
| Cash liabilities | \$34,668.27 |
| Reserves | 80,852.98 |
| Surplus revenue | 208,575.85 |
| TOTAL LIABILITIES AND SURPLUS | \$324,097.10 |

SPRING LAKE BOROUGH—MONMOUTH COUNTY

Population Census, 1950—2,008

Land Area 1.3 sq. mi.

Net Valuation Taxable \$6,966,617

| | |
|--|---------------------|
| EXPENDITURES AND REQUIRED PAYMENTS FOR 1952 | |
| General Government | |
| Administrative and executive | \$57,225.00 |
| Assessment and collection of taxes | 12,400.00 |
| Finance Department | |
| Protection to Persons & Property | |
| Fire | 9,400.00 |
| Police | 47,370.00 |
| Other | |
| Streets and Roads | |
| Repairs and maintenance | 35,250.00 |
| Street lighting | 16,500.00 |
| Sanitation | |
| Street cleaning | |
| Garbage and ash removal | 44,825.00 |
| Sewers | 23,875.00 |
| Health and Charities | |
| Health service | 300.00 |
| Poor (including relief) | 4,120.00 |
| Hospitals (aid and maintenance) | |
| Other | |
| Recreation | |
| Beaches and boardwalks | 54,300.00 |
| Parks and playgrounds | 25,400.00 |
| Other | |
| Educational | |
| (Exclusive of school districts) .. | 7,300.00 |
| Unclassified Purposes | |
| (Including contingent) | 10,289.00 |
| SUB-TOTAL—Municipal functions.. | \$348,554.00 |

| | |
|--|---------------------|
| Per Capita—Municipal functions | \$173.58 |
| Capital imp'ts and capital imp't fund | \$16,000.00 |
| Debt Service | |
| Principal payments .. | \$46,000.00 |
| Interest payments .. | 2,721.00 |
| Total | 48,721.00 |
| Per Capita Debt Service | |
| Service | \$24.26 |
| Deferred Charges and Statutory Expenditures | |
| Emergencies | |
| Other deferred chgs. .. | \$9,263.75 |
| Total | 9,263.75 |
| TOTAL—Municipal expenditures .. | \$422,538.75 |

| | |
|---|---------------------|
| Required Payments for Local School, County, and Special District Taxes | 167,256.80 |
| TOTAL EXPENDITURES AND REQUIRED PAYMENTS | \$589,795.55 |
| Reserve for uncollected taxes | \$34,109.28 |
| GRAND TOTAL—Budget | \$623,904.83 |

| | |
|--|---------------------|
| RECEIPTS AND REVENUES REALIZED IN 1952 TO MEET EXPENDITURES AND REQUIRED PAYMENTS | |
| Surplus revenue appropriated .. | \$125,000.00 |
| Miscellaneous revenues realized. | 157,722.11 |
| State aid revenues realized | 3,614.00 |
| Delinquent taxes including | |
| liens—1952 collections | 18,818.16 |
| Current taxes—1952 collections.. | 362,146.06 |
| Emergency borrowings | |
| TOTAL RECEIPTS AND REVENUES REALIZED | \$667,300.33 |

| | |
|----------------------------------|-------------|
| CAPITAL OUTLAY—1952 | |
| Beaches and boardwalks | |
| Buildings and equipment | |
| Parks and playgrounds | |
| Sewers | |
| Streets, roads and bridges | |
| Water supply | |
| Other | \$39,957.70 |

| | |
|------------------------------|---------------|
| Tax rate | \$5.50 |
| Local school tax rate | 0.83 |
| County tax rate | 1.57 |
| Local purpose tax rate | 3.10 |

| | |
|--|---------------------|
| TAXES | |
| Local school tax ... | \$58,117.50 |
| County taxes | 109,139.30 |
| Special district taxes | |
| Local purpose levy | \$167,256.80 |
| | 216,599.67 |
| Total tax levy (tax duplicate) .. | \$383,856.47 |
| Per Capita Total Tax Levy | \$191.16 |

| | |
|---------------------------------------|--------------|
| Current | |
| 1952 taxes levied (total) | \$383,371.93 |
| Collected in 1952 | 362,146.06 |
| Per cent of levy collected in 1952 .. | 94.46 |
| Transferred to liens | 3,476.00 |
| Cancelled, abated or adjusted | 110.00 |
| Outstanding December 31, 1952 .. | \$17,639.87 |

| | |
|------------------------------------|-------------|
| All Prior Years Outstanding | |
| Balance January 1, 1952 | \$17,400.67 |
| Collected in 1952 | 15,799.15 |
| Balance December 31, 1952 | \$1,036.56 |

| | |
|------------------------------------|-------------|
| Tax Title Liens Outstanding | |
| Balance January 1, 1952 | \$22,072.93 |
| Redeemed by cash | 3,019.01 |
| Balance December 31, 1952 | \$16,290.40 |

| | |
|---|-------------|
| Property Acquired by Deed or Foreclosure | |
| Balance January 1, 1952 | \$2,300.00 |
| Sale for cash | |
| Balance December 31, 1952 | \$10,500.00 |

| | |
|--|---------------------|
| CAPITAL DEBT, DECEMBER 31, 1952 | |
| Gross Debt | |
| School debt | \$36,000.00 |
| Self-liquidating debt .. | 36,000.00 |
| Other capital debt .. | 164,000.00 |
| TOTAL GROSS DEBT | \$236,000.00 |
| Per Capita Gross Debt | \$117.53 |

| | |
|-------------------------------|---------------------|
| Deductions for | |
| School debt | \$36,000.00 |
| Self-liquidating debt .. | 36,000.00 |
| Other capital debt .. | |
| TOTAL DEDUCTIONS | 72,000.00 |
| NET DEBT | \$164,000.00 |

| | |
|------------------------------------|----------------|
| Average Assessed Valuations | |
| Real Property 1950-1951-1952.. | \$6,238,917.00 |
| Per Cent of Net Debt | 2.62 |

| | |
|--|---------------------|
| CURRENT FINANCES DECEMBER 31, 1952 | |
| Cash | \$234,957.88 |
| Taxes receivable | 18,676.43 |
| Tax title liens | 16,290.40 |
| Foreclosed property | 10,500.00 |
| Accounts receivable | 40,547.49 |
| State road aid receivable | 3,614.00 |
| Emergencies and deferred charges .. | |
| TOTAL ASSETS | \$324,586.20 |
| Cash liabilities | \$75,421.42 |
| Reserves | 86,014.32 |
| Surplus revenue | 163,150.46 |
| TOTAL LIABILITIES AND SURPLUS | \$324,586.20 |

SPRING LAKE HEIGHTS BOROUGH—MONMOUTH COUNTY

Population Census, 1950—1,798

Land Area 1.4 sq. mi.

Net Valuation Taxable \$981,771

| | |
|--|---------------------|
| EXPENDITURES AND REQUIRED PAYMENTS FOR 1952 | |
| General Government | |
| Administrative and executive | \$11,000.00 |
| Assessment and collection of taxes | 2,900.00 |
| Finance Department | 100.00 |
| Protection to Persons & Property | |
| Fire | 2,000.00 |
| Police | 13,800.00 |
| Other | |
| Streets and Roads | |
| Repairs and maintenance | 15,000.00 |
| Street lighting | 3,000.00 |
| Sanitation | |
| Street cleaning | |
| Garbage and ash removal | 10,850.00 |
| Sewers | |
| Health and Charities | |
| Health service | 720.00 |
| Poor (including relief) | 750.00 |
| Hospitals (aid and maintenance) | |
| Other | |
| Recreation | |
| Beaches and boardwalks | |
| Parks and playgrounds | |
| Other | |
| Educational | |
| (Exclusive of school districts) .. | |
| Unclassified Purposes | |
| (Including contingent) | 700.00 |
| SUB-TOTAL—Municipal functions.. | \$62,820.00 |
| Per Capita—Municipal functions | |
| Capital imp'ts and capital imp't fund | \$34.94 |
| Debt Service | \$7,500.00 |
| Principal payments .. | \$4,000.00 |
| Interest payments .. | 500.00 |
| Total | 4,500.00 |
| Per Capita Debt Service | \$2.50 |
| Deferred Charges and Statutory Expenditures | |
| Emergencies | \$1,500.00 |
| Other deferred chgs. | |
| Total | 1,500.00 |
| TOTAL—Municipal expenditures ... | \$76,320.00 |
| Required Payments for Local School, County, and Special District Taxes | |
| | 79,090.80 |
| TOTAL EXPENDITURES AND REQUIRED PAYMENTS | \$155,410.80 |
| Reserve for uncollected taxes | \$12,110.00 |
| GRAND TOTAL—Budget | \$167,520.80 |
| RECEIPTS AND REVENUES REALIZED IN 1952 TO MEET EXPENDITURES AND REQUIRED PAYMENTS | |
| Surplus revenue appropriated .. | \$11,500.00 |
| Miscellaneous revenues realized .. | 26,025.90 |
| State aid revenues realized | 3,430.46 |
| Delinquent taxes including | |
| liens—1952 collections | 9,997.05 |
| Current taxes—1952 collections .. | 122,026.75 |
| Emergency borrowings | |
| TOTAL RECEIPTS AND REVENUES REALIZED | \$172,980.16 |
| CAPITAL OUTLAY—1952 | |
| Beaches and boardwalks | |
| Buildings and equipment | |
| Parks and playgrounds | |
| Sewers | |
| Streets, roads and bridges | |
| Water supply | \$22,440.98 |
| Other | |

| | |
|---|---------------------|
| Tax rate | \$12.84 |
| Local school tax rate | 6.45 |
| County tax rate | 1.61 |
| Local purpose tax rate | 4.78 |
| TAXES | |
| Local school tax ... | \$63,326.25 |
| County taxes | 15,764.55 |
| Special district taxes | |
| Local purpose levy | \$79,090.80 |
| Total tax levy (tax duplicate) .. | \$126,040.80 |
| Per Capita Total Tax Levy | |
| | \$70.10 |
| Current | |
| 1952 taxes levied (total) | \$130,931.74 |
| Collected in 1952 | 122,026.75 |
| Per cent of levy collected in 1952 ... | 93.20 |
| Transferred to liens | \$14.06 |
| Cancelled, abated or adjusted | 231.08 |
| Outstanding December 31, 1952 .. | \$7,859.85 |
| All Prior Years Outstanding | |
| Balance January 1, 1952 | \$8,857.02 |
| Collected in 1952 | 8,881.36 |
| Balance December 31, 1952 | \$0.14 |
| Tax Title Liens Outstanding | |
| Balance January 1, 1952 | \$5,203.78 |
| Redeemed by cash | 1,115.69 |
| Balance December 31, 1952 | \$3,326.26 |
| Property Acquired by Deed or Foreclosure | |
| Balance January 1, 1952 | \$9,540.02 |
| Sale for cash | 1,690.54 |
| Balance December 31, 1952 | \$10,516.29 |
| CAPITAL DEBT, DECEMBER 31, 1952 | |
| Gross Debt | |
| School debt | \$54,000.00 |
| Self-liquidating debt .. | 100,000.00 |
| Other capital debt .. | 6,000.00 |
| TOTAL GROSS DEBT | \$160,000.00 |
| Per Capita Gross Debt | |
| | \$88.99 |
| Deductions for | |
| School debt | \$50,037.00 |
| Self-liquidating debt .. | 100,000.00 |
| Other capital debt .. | |
| TOTAL DEDUCTIONS | 150,037.00 |
| NET DEBT | \$9,963.00 |
| Average Assessed Valuations | |
| Real Property 1950-1951-1952.. | \$833,955.00 |
| Per Cent of Net Debt | 1.19 |
| CURRENT FINANCES DECEMBER 31, 1952 | |
| Cash | \$85,848.66 |
| Taxes receivable | 7,859.99 |
| Tax title liens | 3,326.26 |
| Foreclosed property | 10,516.29 |
| Accounts receivable | 383.85 |
| State road aid receivable | |
| Emergencies and deferred charges .. | |
| TOTAL ASSETS | \$107,935.05 |
| Cash liabilities | \$25,115.20 |
| Reserves | 22,086.39 |
| Surplus revenue | 60,733.46 |
| TOTAL LIABILITIES AND SURPLUS | \$107,935.05 |

STAFFORD TOWNSHIP—OCEAN COUNTY

Population Census, 1950—1,347

Land Area 43.6 sq. mi.

Net Valuation Taxable \$1,328,998

| | |
|--|---------------------|
| EXPENDITURES AND REQUIRED PAYMENTS FOR 1952 | |
| General Government | |
| Administrative and executive | \$6,352.12 |
| Assessment and collection of taxes | 2,425.00 |
| Finance Department | 547.82 |
| Protection to Persons & Property | |
| Fire | 5,000.00 |
| Police | 5,384.23 |
| Other | |
| Streets and Roads | |
| Repairs and maintenance | 9,207.42 |
| Street lighting | 4,675.00 |
| Sanitation | |
| Street cleaning | |
| Garbage and ash removal | 2,800.00 |
| Sewers | |
| Health and Charities | |
| Health service | 175.00 |
| Poor (including relief) | 2,300.00 |
| Hospitals (aid and maintenance) | |
| Other | 752.55 |
| Recreation | |
| Benches and boardwalks | |
| Parks and playgrounds | |
| Other | |
| Educational | |
| (Exclusive of school districts) | |
| Unclassified Purposes | |
| (Including contingent) | 229.75 |
| SUB-TOTAL—Municipal functions.. | \$39,848.89 |
| Per Capita—Municipal functions | |
| | \$29.58 |
| Capital imp'ts and capital imp't fund | \$5,444.45 |
| Debt Service | |
| Principal payments | |
| Interest payments | |
| Total | |
| Per Capita Debt Service | |
| | |
| Deferred Charges and Statutory Expenditures | |
| Emergencies | |
| Other deferred chgs. | \$106.08 |
| Total | 106.08 |
| TOTAL—Municipal expenditures | \$45,399.42 |
| Required Payments for Local School, County, and Special District Taxes | |
| | 80,652.65 |
| TOTAL EXPENDITURES AND REQUIRED PAYMENTS | \$126,052.07 |
| Reserve for uncollected taxes | \$12,511.99 |
| GRAND TOTAL—Budget | \$138,564.06 |
| RECEIPTS AND REVENUES REALIZED IN 1952 TO MEET EXPENDITURES AND REQUIRED PAYMENTS | |
| Surplus revenue appropriated | \$12,000.00 |
| Miscellaneous revenues realized | 20,314.84 |
| State aid revenues realized | 6,028.50 |
| Delinquent taxes including | |
| Hens—1952 collections | 10,199.35 |
| Current taxes—1952 collections.. . . . | 87,506.87 |
| Emergency borrowings | |
| TOTAL RECEIPTS AND REVENUES REALIZED | \$136,049.56 |

CAPITAL OUTLAY—1952

| | |
|--------------------------------------|-------|
| Beaches and boardwalks | |
| Buildings and equipment | |
| Parks and playgrounds | |
| Sewers | |
| Streets, roads and bridges | |
| Water supply | |
| Other | |

| | |
|----------------------------------|---------------|
| Tax rate | \$7.25 |
| Local school tax rate | 3.94 |
| County tax rate | 2.13 |
| Local purpose tax rate | 1.18 |

TAXES

| | | |
|--|--------------|--------------------|
| Local school tax | \$52,376.21 | |
| County taxes | 28,276.44 | |
| Special district taxes | | |
| Local purpose levy | | \$80,652.65 |
| | | 15,682.41 |
| Total tax levy (tax duplicate) .. | | \$96,335.06 |
| Per Capita Total Tax Levy \$71.52 | | |

| | |
|--|-------------|
| Current | |
| 1952 taxes levied (total) | \$96,621.47 |
| Collected in 1952 | 87,506.87 |
| Per cent of levy collected in 1952 | 90.57 |
| Transferred to liens | 56.20 |
| Cancelled, abated or adjusted | 87.00 |
| Outstanding December 31, 1952 | \$8,971.40 |

| | |
|-------------------------------------|-------------|
| All Prior Years Outstanding | |
| Balance January 1, 1952 | \$10,468.40 |
| Collected in 1952 | 10,095.71 |
| Balance December 31, 1952 | \$131.03 |

| | |
|-------------------------------------|------------|
| Tax Title Liens Outstanding | |
| Balance January 1, 1952 | \$6,111.21 |
| Redeemed by cash | 103.64 |
| Balance December 31, 1952 | \$5,980.37 |

| | |
|---|-------|
| Property Acquired by Deed or Foreclosure | |
| Balance January 1, 1952 | |
| Sale for cash | |
| Balance December 31, 1952 | |

CAPITAL DEBT, DECEMBER 31, 1952

| | |
|--|---------------------|
| Gross Debt | |
| School debt | \$137,000.00 |
| Self-liquidating debt | |
| Other capital debt | |
| TOTAL GROSS DEBT | \$137,000.00 |
| Per Capita Gross Debt | \$101.71 |

| | |
|-----------------------------------|--------------------|
| Deductions for | |
| School debt | \$65,588.00 |
| Self-liquidating debt | |
| Other capital debt | |
| TOTAL DEDUCTIONS | 65,588.00 |
| NET DEBT | \$71,412.00 |

| | |
|--------------------------------------|----------------|
| Average Assessed Valuations | |
| Real Property 1950-1951-1952.. . . . | \$1,093,129.00 |
| Per Cent of Net Debt | 6.53 |

CURRENT FINANCES DECEMBER 31, 1952

| | |
|---|--------------------|
| Cash | \$42,444.58 |
| Taxes receivable | 9,102.43 |
| Tax title liens | 5,980.37 |
| Foreclosed property | |
| Accounts receivable | 143.88 |
| State road aid receivable | 3,359.80 |
| Emergencies and deferred charges | |
| TOTAL ASSETS | \$61,031.06 |

| | |
|----------------------------|------------|
| Cash liabilities | \$8,195.27 |
| Reserves | 15,226.68 |
| Surplus revenue | 37,609.11 |

| | |
|--|--------------------|
| TOTAL LIABILITIES AND SURPLUS | \$61,031.06 |
|--|--------------------|

STANHOPE BOROUGH—SUSSEX COUNTY

Population Census, 1950—1,351

Land Area 2.0 sq. mi.

Net Valuation Taxable \$822,040

EXPENDITURES AND REQUIRED PAYMENTS FOR 1952

| | |
|---|--------------------|
| General Government | |
| Administrative and executive | \$2,980.00 |
| Assessment and collection of taxes | 2,067.57 |
| Finance Department | 100.00 |
| Protection to Persons & Property | |
| Fire | 4,020.00 |
| Police | 2,933.00 |
| Other | |
| Streets and Roads | |
| Repairs and maintenance | 3,541.11 |
| Street lighting | 2,400.00 |
| Sanitation | |
| Street cleaning | |
| Garbage and ash removal | 4,400.00 |
| Sewers | |
| Health and Charities | |
| Health service | 476.00 |
| Poor (including relief) | 390.00 |
| Hospitals (aid and maintenance) | 500.00 |
| Other | |
| Recreation | |
| Beaches and boardwalks | |
| Parks and playgrounds | |
| Other | |
| Educational | |
| (Exclusive of school districts) .. | 200.00 |
| Unclassified Purposes | |
| (Including contingent) | 150.00 |
| SUB-TOTAL—Municipal functions.. | \$24,157.68 |

| | |
|--|--------------------|
| Per Capita—Municipal functions | \$17.88 |
| Capital imp'ts and capital imp't fund | \$850.00 |
| Debt Service | |
| Principal payments .. | \$2,000.00 |
| Interest payments .. | 255.00 |
| Total | 2,255.00 |
| Per Capita Debt Service | |
| Deferred Charges and Statutory Expenditures | \$1.67 |
| Emergencies | \$3,500.00 |
| Other deferred chgs. | 4.49 |
| Total | 3,504.49 |
| TOTAL—Municipal expenditures ... | \$30,767.17 |

| | |
|---|------------------|
| Required Payments for Local School, County, and Special District Taxes | 57,786.08 |
|---|------------------|

TOTAL EXPENDITURES AND REQUIRED PAYMENTS

| | |
|--|---------------------|
| Reserve for uncollected taxes | \$11,940.89 |
| GRAND TOTAL—Budget | \$100,494.14 |

RECEIPTS AND REVENUES REALIZED IN 1952 TO MEET EXPENDITURES AND REQUIRED PAYMENTS

| | |
|---|--------------------|
| Surplus revenue appropriated .. | \$7,500.00 |
| Miscellaneous revenues realized .. | 6,014.79 |
| State aid revenues realized | 1,604.90 |
| Delinquent taxes including liens—1952 collections .. | |
| | 6,391.11 |
| Current taxes—1952 collections.. | 73,861.05 |
| Emergency borrowings | |
| TOTAL RECEIPTS AND REVENUES REALIZED | \$95,371.85 |

CAPITAL OUTLAY—1952

| | |
|----------------------------------|-------------|
| Beaches and boardwalks | |
| Buildings and equipment | \$14,828.47 |
| Parks and playgrounds | |
| Sewers | |
| Streets, roads and bridges | |
| Water supply | |
| Other | |

| | |
|------------------------------|---------------|
| Tax rate | \$9.80 |
| Local school tax rate | 4.98 |
| County tax rate | 2.04 |
| Local purpose tax rate | 2.87 |

TAXES

| | | |
|--|--------------------|--|
| Local school tax ... | \$40,972.42 | |
| County taxes | 16,813.66 | |
| Special district taxes | | |
| Local purpose levy | 23,470.49 | |
| Total tax levy (tax duplicate) .. | \$81,256.57 | |

| | |
|--|----------------|
| Per Capita Total Tax Levy | \$60.15 |
|--|----------------|

Current

| | |
|---------------------------------------|-------------|
| 1952 taxes levied (total) | \$81,322.61 |
| Collected in 1952 | 73,861.05 |
| Per cent of levy collected in 1952 .. | 90.82 |
| Transferred to liens | 395.54 |
| Cancelled, abated or adjusted | 434.92 |
| Outstanding December 31, 1952 .. | \$6,631.10 |

All Prior Years Outstanding

| | |
|---------------------------------|------------|
| Balance January 1, 1952 | \$6,395.18 |
| Collected in 1952 | 5,843.21 |
| Balance December 31, 1952 | \$229.24 |

Tax Title Liens Outstanding

| | |
|---------------------------------|------------|
| Balance January 1, 1952 | \$8,338.53 |
| Redeemed by cash | 547.90 |
| Balance December 31, 1952 | \$7,149.37 |

Property Acquired by Deed or Foreclosure

| | |
|---------------------------------|----------|
| Balance January 1, 1952 | |
| Sale for cash | |
| Balance December 31, 1952 | \$190.00 |

CAPITAL DEBT, DECEMBER 31, 1952

| | |
|------------------------------------|--------------------|
| Gross Debt | |
| School debt | |
| Self-liquidating debt .. | \$8,000.00 |
| Other capital debt .. | 13,000.00 |
| TOTAL GROSS DEBT | \$21,000.00 |
| Per Capita Gross Debt | \$15.54 |

Deductions for

| | |
|-------------------------------|--------------------|
| School debt | |
| Self-liquidating debt .. | \$8,000.00 |
| Other capital debt .. | |
| TOTAL DEDUCTIONS | 8,000.00 |
| NET DEBT | \$13,000.00 |

Average Assessed Valuations

| | |
|--------------------------------|--------------|
| Real Property 1950-1951-1952.. | \$746,812.00 |
| Per Cent of Net Debt | 1.74 |

CURRENT FINANCES DECEMBER 31, 1952

| | |
|--|--------------------|
| Cash | \$26,170.09 |
| Taxes receivable | 6,860.34 |
| Tax title liens | 7,149.37 |
| Foreclosed property | 190.00 |
| Accounts receivable | 44.14 |
| State road aid receivable | |
| Emergencies and deferred charges .. | 90.57 |
| TOTAL ASSETS | \$40,504.51 |
| Cash liabilities | \$9,953.64 |
| Reserves | 14,243.85 |
| Surplus revenue | 16,307.02 |
| TOTAL LIABILITIES AND SURPLUS | \$40,504.51 |

STILLWATER TOWNSHIP—SUSSEX COUNTY

Population Census, 1950—816

Land Area 29.1 sq. mi.

Net Valuation Taxable \$950,920

| EXPENDITURES AND REQUIRED PAYMENTS FOR 1952 | |
|---|--------------------|
| General Government | |
| Administrative and executive | \$2,504.73 |
| Assessment and collection of taxes | 1,268.92 |
| Finance Department | 308.30 |
| Protection to Persons & Property | |
| Fire | 300.00 |
| Police | 94.49 |
| Other | |
| Streets and Roads | |
| Repairs and maintenance | 22,878.00 |
| Street lighting | |
| Sanitation | |
| Street cleaning | |
| Garbage and ash removal | |
| Sewers | |
| Health and Charities | |
| Health service | 75.00 |
| Poor (including relief) | 300.00 |
| Hospitals (aid and maintenance) | 325.00 |
| Other | 77.77 |
| Recreation | |
| Beaches and boardwalks | |
| Parks and playgrounds | |
| Other | |
| Educational | |
| (Exclusive of school districts) .. | |
| Unclassified Purposes | |
| (Including contingent) | 50.00 |
| SUB-TOTAL—Municipal functions.. | \$28,482.21 |

| Per Capita—Municipal functions | \$34.90 |
|---|--------------|
| Capital imp'ts and capital imp't fund | \$3,666.10 |
| Debt Service | |
| Principal payments | |
| Interest payments | |
| Total | |

| Per Capita Debt Service | |
|---|--------------------|
| Deferred Charges and Statutory Expenditures | |
| Emergencies | |
| Other deferred chgs. | |
| Total | |
| TOTAL—Municipal expenditures .. | \$32,148.31 |

| | |
|--|-----------|
| Required Payments for Local School, County, and Special District Taxes | 55,813.10 |
|--|-----------|

| | |
|---|--------------------|
| TOTAL EXPENDITURES AND REQUIRED PAYMENTS | \$87,961.41 |
| Reserve for uncollected taxes | \$10,417.50 |
| GRAND TOTAL—Budget | \$98,378.91 |

| RECEIPTS AND REVENUES REALIZED IN 1952 TO MEET EXPENDITURES AND REQUIRED PAYMENTS | |
|---|--------------------|
| Surplus revenue appropriated .. | \$5,000.00 |
| Miscellaneous revenues realized .. | 13,557.24 |
| State aid revenues realized | 11,135.00 |
| Delinquent taxes including | |
| Liens—1952 collections | 6,931.97 |
| Current taxes—1952 collections.. | 56,750.47 |
| Emergency borrowings | |
| TOTAL RECEIPTS AND REVENUES REALIZED | \$93,374.68 |

CAPITAL OUTLAY—1952

| | |
|----------------------------------|-------|
| Beaches and boardwalks | |
| Buildings and equipment | |
| Parks and playgrounds | |
| Sewers | |
| Streets, roads and bridges | |
| Water supply | |
| Other | |

| | |
|------------------------------|---------------|
| Tax rate | \$6.76 |
| Local school tax rate | 3.64 |
| County tax rate | 2.04 |
| Local purpose tax rate | 1.08 |

TAXES

| | | |
|--|--------------|--------------------|
| Local school tax | \$35,682.50 | |
| County taxes | 20,139.60 | |
| Special district taxes | | |
| Local purpose levy | | \$55,813.10 |
| | | 10,417.50 |
| Total tax levy (tax duplicate) .. | | \$66,230.60 |
| Per Capita Total Tax Levy | | \$81.16 |

| Current | |
|---------------------------------------|-------------|
| 1952 taxes levied (total) | \$66,230.60 |
| Collected in 1952 | 56,750.47 |
| Per cent of levy collected in 1952 .. | 85.68 |
| Transferred to liess | |
| Cancelled, abated or adjusted | 292.02 |
| Outstanding December 31, 1952 .. | \$9,188.11 |

| All Prior Years Outstanding | |
|---------------------------------|------------|
| Balance January 1, 1952 | \$6,972.36 |
| Collected in 1952 | 6,931.97 |
| Balance December 31, 1952 | \$40.39 |

| Tax Title Liens Outstanding | |
|---------------------------------|-------|
| Balance January 1, 1952 | |
| Redeemed by cash | |
| Balance December 31, 1952 | |

| Property Acquired by Deed or Foreclosure | |
|--|-------|
| Balance January 1, 1952 | |
| Sale for cash | |
| Balance December 31, 1952 | |

CAPITAL DEBT, DECEMBER 31, 1952

| Gross Debt | |
|------------------------------------|--------------------|
| School debt | \$11,500.00 |
| Self-liquidating debt | |
| Other capital debt .. | |
| TOTAL GROSS DEBT | \$11,500.00 |
| Per Capita Gross Debt | \$14.00 |

| Deductions for | |
|-------------------------------|------------------|
| School debt | \$11,500.00 |
| Self-liquidating debt | |
| Other capital debt .. | |
| TOTAL DEDUCTIONS | 11,500.00 |
| NET DEBT | |

| Average Assessed Valuations | |
|---------------------------------|--------------|
| Real Property 1950-1951-1952 .. | \$839,243.00 |
| Per Cent of Net Debt | |

CURRENT FINANCES DECEMBER 31, 1952

| | |
|-------------------------------------|--------------------|
| Cash | \$38,177.13 |
| Taxes receivable | 9,228.50 |
| Tax title liens | |
| Foreclosed property | |
| Accounts receivable | 311.11 |
| State road aid receivable | |
| Emergencies and deferred charges .. | 507.19 |
| TOTAL ASSETS | \$48,223.93 |

| | |
|--|--------------------|
| Cash liabilities | \$3,666.78 |
| Reserves | 9,539.61 |
| Surplus revenue | 35,017.54 |
| TOTAL LIABILITIES AND SURPLUS | \$48,223.93 |

STOCKTON BOROUGH—HUNTERDON COUNTY

Population Census, 1950—488

Land Area 0.6 sq. mi.

Net Valuation Taxable \$261,129

| | |
|--|--------------------|
| EXPENDITURES AND REQUIRED PAYMENTS FOR 1952 | |
| General Government | |
| Administrative and executive | \$2,049.30 |
| Assessment and collection of taxes | 460.00 |
| Finance Department | |
| Protection to Persons & Property | |
| Fire | 200.00 |
| Police | 260.70 |
| Other | |
| Streets and Roads | |
| Repairs and maintenance | 1,818.89 |
| Street lighting | 865.00 |
| Sanitation | |
| Street cleaning | |
| Garbage and ash removal | 1,980.00 |
| Sewers | |
| Health and Charities | |
| Health service | 368.00 |
| Poor (including relief) | 35.00 |
| Hospitals (aid and maintenance) | 5.00 |
| Other | 30.00 |
| Recreation | |
| Beaches and boardwalks | |
| Parks and playgrounds | |
| Other | |
| Educational | |
| (Exclusive of school districts) .. | |
| Unclassified Purposes | |
| (Including contingent) | 5.00 |
| SUB-TOTAL—Municipal functions.. | \$8,076.89 |
| Per Capita—Municipal functions | |
| Capital imp'ts and capital imp't fund | \$16.55 |
| Debt Service | |
| Principal payments .. | |
| Interest payments .. | |
| Total | |
| Per Capita Debt Service | |
| Deferred Charges and Statutory Expenditures | |
| Emergencies | |
| Other deferred chgs. | |
| Total | |
| TOTAL—Municipal expenditures .. | \$8,076.89 |
| Required Payments for Local School, County, and Special District Taxes | |
| | 14,862.81 |
| TOTAL EXPENDITURES AND REQUIRED PAYMENTS | \$22,939.70 |
| Reserve for uncollected taxes | \$2,235.37 |
| GRAND TOTAL—Budget | \$25,175.07 |
| RECEIPTS AND REVENUES REALIZED IN 1952 TO MEET EXPENDITURES AND REQUIRED PAYMENTS | |
| Surplus revenue appropriated .. | \$2,500.00 |
| Miscellaneous revenues realized .. | 4,154.07 |
| State aid revenues realized | 602.00 |
| Delinquent taxes including | |
| liens—1952 collections | 1,231.47 |
| Current taxes—1952 collections.. | 15,467.35 |
| Emergency borrowings | |
| TOTAL RECEIPTS AND REVENUES REALIZED | \$23,954.89 |
| CAPITAL OUTLAY—1952 | |
| Beaches and boardwalks | |
| Buildings and equipment | |
| Parks and playgrounds | |
| Sewers | |
| Streets, roads and bridges | |
| Water supply | |
| Other | |

| | |
|---|--------------------|
| Tax rate | \$6.58 |
| Local school tax rate | 4.69 |
| County tax rate | 1.00 |
| Local purpose tax rate | 0.89 |
| TAXES | |
| Local school tax ... | \$12,250.00 |
| County taxes | 2,612.81 |
| Special district taxes | |
| Local purpose levy | \$14,862.81 |
| | 2,235.26 |
| Total tax levy (tax duplicate) .. | \$17,158.07 |
| Per Capita Total Tax Levy | |
| | \$35.16 |
| Current | |
| 1952 taxes levied (total) | \$17,400.09 |
| Collected in 1952 | 15,467.35 |
| Per cent of levy collected in 1952 ... | 88.89 |
| Transferred to liens | |
| Cancelled, abated or adjusted .. | |
| Outstanding December 31, 1952 .. | \$1,932.74 |
| All Prior Years Outstanding | |
| Balance January 1, 1952 | \$5,423.12 |
| Collected in 1952 | 1,231.47 |
| Balance December 31, 1952 | \$4,034.72 |
| Tax Title Liens Outstanding | |
| Balance January 1, 1952 | |
| Redeemed by cash | |
| Balance December 31, 1952 | |
| Property Acquired by Deed or Foreclosure | |
| Balance January 1, 1952 | |
| Sale for cash | |
| Balance December 31, 1952 | |
| CAPITAL DEBT, DECEMBER 31, 1952 | |
| Gross Debt | |
| School debt | \$25,000.00 |
| Self-liquidating debt | |
| Other capital debt .. | |
| TOTAL GROSS DEBT | \$25,000.00 |
| Per Capita Gross Debt | |
| | \$51.23 |
| Deductions for | |
| School debt | \$14,125.00 |
| Self-liquidating debt | |
| Other capital debt .. | |
| TOTAL DEDUCTIONS | 14,125.00 |
| NET DEBT | \$10,875.00 |
| Average Assessed Valuations | |
| Real Property 1950-1951-1952.. | \$235,411.00 |
| Per Cent of Net Debt | 4.61 |
| CURRENT FINANCES DECEMBER 31, 1952 | |
| Cash | \$2,549.22 |
| Taxes receivable | 5,967.46 |
| Tax title liens | |
| Foreclosed property | |
| Accounts receivable | 7.00 |
| State road aid receivable | |
| Emergencies and deferred charges .. | |
| TOTAL ASSETS | \$8,523.68 |
| Cash liabilities | \$313.85 |
| Reserves | 5,974.46 |
| Surplus revenue | 2,235.37 |
| TOTAL LIABILITIES AND SURPLUS | \$8,523.68 |

STONE HARBOR BOROUGH—CAPE MAY COUNTY

| | | |
|-----------------------------|-----------------------|-----------------------------------|
| Population Census, 1950—670 | Land Area 1.1 sq. mi. | Net Valuation Taxable \$3,565,130 |
|-----------------------------|-----------------------|-----------------------------------|

| | |
|--|---|
| EXPENDITURES AND REQUIRED PAYMENTS FOR 1952 | Tax rate \$6.28 |
| General Government | Local school tax rate 0.66 |
| Administrative and executive \$21,453.85 | County tax rate 1.26 |
| Assessment and collection of taxes 11,550.00 | Local purpose tax rate 4.36 |
| Finance Department 4,500.00 | |
| Protection to Persons & Property | TAXES |
| Fire 8,378.01 | Local school tax ... \$23,682.45 |
| Police 35,045.97 | County taxes 45,054.46 |
| Other | Special district taxes |
| Streets and Roads | |
| Repairs and maintenance 34,280.64 | Local purpose levy \$68,736.91 |
| Street lighting 6,614.06 | 155,275.03 |
| Sanitation | Total tax levy (tax duplicate) .. \$224,011.94 |
| Street cleaning | |
| Garbage and ash removal 8,000.00 | |
| Sewers 14,610.50 | |
| Health and Charities | Per Capita Total |
| Health service 243.12 | Tax Levy \$334.35 |
| Poor (including relief) 180.00 | |
| Hospitals (aid and maintenance) | Current |
| Other 3,664.85 | 1952 taxes levied (total) \$235,355.14 |
| Recreation | Collected in 1952 224,375.71 |
| Beaches and boardwalks | Per cent of levy col- |
| Parks and playgrounds | lected in 1952 ... 95.33 |
| Other 15,155.55 | Transferred to liens 2,496.93 |
| Educational | Cancelled, abated or adjusted 91.06 |
| (Exclusive of school districts) | Outstanding December 31, 1952 .. \$8,391.44 |
| Unclassified Purposes | |
| (Including contingent) 4,175.00 | All Prior Years Outstanding |
| SUB-TOTAL—Municipal functions.. \$167,851.55 | Balance January 1, 1952 \$5,442.28 |
| | Collected in 1952 5,245.39 |
| | Balance December 31, 1952 \$90.97 |
| Per Capita—Municipal functions ... \$250.52 | Tax Title Liens Outstanding |
| Capital imp'ts and capital imp't fund \$10,000.00 | Balance January 1, 1952 \$47,202.66 |
| Debt Service | Redeemed by cash 2,604.67 |
| Principal payments . \$19,000.00 | Balance December 31, 1952 \$2,795.99 |
| Interest payments .. 7,927.50 | |
| Total 26,927.50 | Property Acquired by Deed or Foreclosure |
| Per Capita Debt Service \$40.19 | Balance January 1, 1952 \$155,716.72 |
| Deferred Charges and Statutory Expenditures | Sale for cash 34,650.45 |
| Emergencies \$2,500.00 | Balance December 31, 1952 \$212,521.27 |
| Other deferred chgs. 1,708.50 | |
| Total 4,208.50 | CAPITAL DEBT, DECEMBER 31, 1952 |
| TOTAL—Municipal expenditures .. \$208,987.55 | Gross Debt |
| | School debt |
| Required Payments for Local School, County, and Special District Taxes 224,375.71 | Self-liquidating debt. |
| | Other capital debt .. \$207,500.00 |
| TOTAL EXPENDITURES AND REQUIRED PAYMENTS \$433,363.26 | TOTAL GROSS DEBT \$207,500.00 |
| Reserve for uncollected taxes \$28,367.40 | Per Capita Gross Debt \$309.70 |
| GRAND TOTAL—Budget \$461,730.66 | Deductions for |
| RECEIPTS AND REVENUES REALIZED IN 1952 TO MEET EXPENDITURES AND REQUIRED PAYMENTS | School debt |
| Surplus revenue appropriated .. \$75,500.00 | Self-liquidating debt. |
| Miscellaneous revenues realized. 67,654.69 | Other capital debt |
| State aid revenues realized 11,792.78 | TOTAL DEDUCTIONS |
| Delinquent taxes including | NET DEBT \$207,500.00 |
| liens—1952 collections 7,850.06 | |
| Current taxes—1952 collections.. 224,375.71 | Average Assessed Valuations |
| Emergency borrowings | Real Property 1950-1951-1952.. \$3,180,267.00 |
| TOTAL RECEIPTS AND REVENUES REALIZED \$387,173.24 | Per Cent of Net Debt 6.52 |
| | CURRENT FINANCES DECEMBER 31, 1952 |
| CAPITAL OUTLAY—1952 | Cash \$337,861.99 |
| Beaches and boardwalks | Taxes receivable 8,482.41 |
| Buildings and equipment | Tax title liens 2,795.99 |
| Parks and playgrounds | Foreclosed property 212,521.27 |
| Sewers | Accounts receivable 732.84 |
| Streets, roads and bridges | State road aid receivable |
| Water supply | Emergencies and deferred charges |
| Other | TOTAL ASSETS \$562,394.50 |
| | Cash liabilities \$15,284.86 |
| | Reserves 224,532.51 |
| | Surplus revenue 322,577.63 |
| | TOTAL LIABILITIES AND SURPLUS \$562,394.50 |

STOW CREEK TOWNSHIP—CUMBERLAND COUNTY

Population Census, 1950—957

Land Area 18.8 sq. mi.

Net Valuation Taxable \$496,640

EXPENDITURES AND REQUIRED PAYMENTS FOR 1952

| | |
|--|--------------------|
| General Government | |
| Administrative and executive | \$1,952.60 |
| Assessment and collection of taxes | 900.00 |
| Finance Department | 200.00 |
| Protection to Persons & Property | |
| Fire | 672.10 |
| Police | 410.00 |
| Other | |
| Streets and Roads | |
| Repairs and maintenance | 9,600.00 |
| Street lighting | 400.00 |
| Sanitation | |
| Street cleaning | |
| Garbage and ash removal | |
| Sewers | |
| Health and Charities | |
| Health service | 210.30 |
| Poor (including relief) | 300.00 |
| Hospitals (aid and maintenance) | |
| Other | |
| Recreation | |
| Beaches and boardwalks | |
| Parks and playgrounds | |
| Other | |
| Educational (Exclusive of school districts) .. | |
| | |
| Unclassified Purposes (Including contingent) | |
| | 250.00 |
| SUB-TOTAL—Municipal functions.. | \$14,895.00 |

| | |
|---|----------------|
| Per Capita—Municipal functions | \$15.56 |
| Capital imp'ts and capital imp't fund | \$4,000.00 |
| Debt Service | |
| Principal payments | |
| Interest payments | |
| Total | |

| | |
|--|--------------------|
| Per Capita Debt Service | |
| Deferred Charges and Statutory Expenditures | |
| Emergencies | |
| Other deferred chgs. | \$1,800.00 |
| Total | 1,800.00 |
| TOTAL—Municipal expenditures .. | \$20,695.00 |

| | |
|---|--------------------|
| Required Payments for Local School, County, and Special District Taxes | 30,334.71 |
| TOTAL EXPENDITURES AND REQUIRED PAYMENTS | \$51,029.71 |
| Reserve for uncollected taxes | \$6,081.32 |
| GRAND TOTAL—Budget | \$57,111.03 |

| | |
|--|--------------------|
| RECEIPTS AND REVENUES REALIZED IN 1952 TO MEET EXPENDITURES AND REQUIRED PAYMENTS | |
| Surplus revenue appropriated .. | \$12,731.32 |
| Miscellaneous revenues realized .. | 5,709.43 |
| State aid revenues realized | 11,545.00 |
| Delinquent taxes including | |
| Licenses—1952 collections | 2,183.14 |
| Current taxes—1952 collections.. | 27,876.53 |
| Emergency borrowings | |
| TOTAL RECEIPTS AND REVENUES REALIZED | \$60,045.42 |

CAPITAL OUTLAY—1952

| | |
|----------------------------------|-------|
| Beaches and boardwalks | |
| Buildings and equipment | |
| Parks and playgrounds | |
| Sewers | |
| Streets, roads and bridges | |
| Water supply | |
| Other | |

| | |
|------------------------------|---------------|
| Tax rate | \$6.11 |
| Local school tax rate | 4.74 |
| County tax rate | 1.37 |
| Local purpose tax rate | ... |

TAXES

| | | |
|--|--------------------|--|
| Local school tax ... | \$23,542.74 | |
| County taxes | 6,791.97 | |
| Special district taxes | | |
| Local purpose levy | \$30,334.71 | |
| Total tax levy (tax duplicate) .. | \$30,334.71 | |

| | |
|--|----------------|
| Per Capita Total Tax Levy | \$31.70 |
| Current | |
| 1952 taxes levied (total) | \$30,514.09 |
| Collected in 1952 | 27,876.53 |
| Per cent of levy collected in 1952 ... | 91.32 |
| Transferred to liens | |
| Cancelled, abated or adjusted | 152.75 |
| Outstanding December 31, 1952 .. | \$2,484.81 |

| | |
|------------------------------------|------------|
| All Prior Years Outstanding | |
| Balance January 1, 1952 | \$2,331.99 |
| Collected in 1952 | 2,183.14 |
| Balance December 31, 1952 | |

| | |
|------------------------------------|-------|
| Tax Title Liens Outstanding | |
| Balance January 1, 1952 | |
| Redeemed by cash | |
| Balance December 31, 1952 | |

| | |
|---|-------|
| Property Acquired by Deed or Foreclosure | |
| Balance January 1, 1952 | |
| Sale for cash | |
| Balance December 31, 1952 | |

CAPITAL DEBT, DECEMBER 31, 1952

| | |
|------------------------------------|--------------------|
| Gross Debt | |
| School debt | \$12,000.00 |
| Self-liquidating debt. | |
| Other capital debt .. | |
| TOTAL GROSS DEBT | \$12,000.00 |
| Per Capita Gross Debt | \$12.54 |

| | |
|-------------------------------|------------------|
| Deductions for | |
| School debt | \$12,000.00 |
| Self-liquidating debt. | |
| Other capital debt .. | |
| TOTAL DEDUCTIONS | 12,000.00 |
| NET DEBT | |

| | |
|------------------------------------|--------------|
| Average Assessed Valuations | |
| Real Property 1950-1951-1952 .. | \$435,902.00 |
| Per Cent of Net Debt | |

CURRENT FINANCES DECEMBER 31, 1952

| | |
|-------------------------------------|--------------------|
| Cash | \$25,203.07 |
| Taxes receivable | 2,484.81 |
| Tax title liens | |
| Foreclosed property | |
| Accounts receivable | 104.74 |
| State road aid receivable | 4,150.00 |
| Emergencies and deferred charges .. | |
| TOTAL ASSETS | \$31,942.62 |

| | |
|------------------------|------------|
| Cash liabilities | \$2,550.46 |
| Reserves | 2,589.55 |
| Surplus revenue | 26,802.61 |

| | |
|--|--------------------|
| TOTAL LIABILITIES AND SURPLUS | \$31,942.62 |
|--|--------------------|

STRATFORD BOROUGH—CAMDEN COUNTY

Population Census, 1950—1,356

Land Area 1.47 sq. mi.

Net Valuation Taxable \$892,097

EXPENDITURES AND REQUIRED PAYMENTS FOR 1952
General Government
 Administrative and executive \$3,935.54
 Assessment and collection of taxes 3,500.83
 Finance Department

Tax rate **\$6.74**
 Local school tax rate 3.28
 County tax rate 1.62
 Local purpose tax rate 1.84

Protection to Persons & Property
 Fire 2,400.00
 Police 1,408.99
 Other

TAXES
 Local school tax ... \$29,278.40
 County taxes 14,472.93
 Special district taxes

Streets and Roads
 Repairs and maintenance 10,693.00
 Street lighting 3,100.00

Local purpose levy \$43,751.33
 16,300.00

Sanitation
 Street cleaning
 Garbage and ash removal 1,200.00
 Sewers 200.00

Total tax levy (tax duplicate) .. \$60,051.33

Health and Charities
 Health service 500.00
 Poor (including relief) 100.00
 Hospitals (aid and maintenance) ..
 Other

Per Capita Total Tax Levy **\$44.29**

Recreation
 Benches and boardwalks
 Parks and playgrounds
 Other

Current
 1952 taxes levied (total) \$61,795.58
 Collected in 1952 55,530.28
 Per cent of levy collected in 1952 ... 89.85
 Transferred to liens
 Cancelled, abated or adjusted 1,213.18
 Outstanding December 31, 1952 .. \$5,052.12

Educational
 (Exclusive of school districts) .. 50.00

All Prior Years Outstanding
 Balance January 1, 1952 \$4,554.64
 Collected in 1952 4,554.64
 Balance December 31, 1952

Unclassified Purposes
 (Including contingent) 1,354.64

Tax Title Liens Outstanding
 Balance January 1, 1952 \$22,070.97
 Redeemed by cash 5,410.09
 Balance December 31, 1952

SUB-TOTAL—Municipal functions.. \$28,443.00

Per Capita—Municipal functions **\$20.98**
 Capital imp'ts and capital imp't fund \$1,500.00

Debt Service
 Principal payments . \$3,000.00
 Interest payments .. 945.00

Property Acquired by Deed or Foreclosure
 Balance January 1, 1952 \$17,048.00
 Sale for cash 3,370.00
 Balance December 31, 1952

Total 3,945.00

Per Capita Debt Service **\$2.91**
Deferred Charges and Statutory Expenditures
 Emergencies
 Other deferred chgs. \$112.31

CAPITAL DEBT, DECEMBER 31, 1952

Total 112.31

Gross Debt
 School debt
 Self-liquidating debt
 Other capital debt .. \$18,000.00

TOTAL—Municipal expenditures ... \$34,000.31

TOTAL GROSS DEBT **\$18,000.00**
Per Capita Gross Debt **\$13.27**

Required Payments for Local School, County, and Special District Taxes 43,751.33

TOTAL EXPENDITURES AND REQUIRED PAYMENTS **\$77,751.64**

Reserve for uncollected taxes \$8,820.00

Deductions for
 School debt
 Self-liquidating debt
 Other capital debt ..

GRAND TOTAL—Budget \$86,571.64

TOTAL DEDUCTIONS
NET DEBT \$18,000.00

RECEIPTS AND REVENUES REALIZED IN 1952 TO MEET EXPENDITURES AND REQUIRED PAYMENTS

Average Assessed Valuations
 Real Property 1950-1951-1952.. \$832,345.00
 Per Cent of Net Debt 2.16

Surplus revenue appropriated \$8,520.31

CURRENT FINANCES DECEMBER 31, 1952
 Cash \$39,544.01
 Taxes receivable 5,052.12
 Tax title liens 13,874.78
 Foreclosed property 13,662.00
 Accounts receivable 831.60
 State road aid receivable 2,630.63
 Emergencies and deferred charges .. 1,293.54

Miscellaneous revenues realized. 17,641.05

State aid revenues realized 4,137.50

Delinquent taxes including liens—1952 collections 10,089.73

Current taxes—1952 collections.. 55,530.28

Emergency borrowings

TOTAL ASSETS \$76,888.68

TOTAL RECEIPTS AND REVENUES REALIZED \$95,918.87

Cash liabilities \$4,116.50

Reserves 33,420.50

Surplus revenue 39,351.68

CAPITAL OUTLAY—1952
 Beaches and boardwalks
 Buildings and equipment
 Parks and playgrounds
 Sewers
 Streets, roads and bridges
 Water supply
 Other

TOTAL LIABILITIES AND SURPLUS \$76,888.68

SUMMIT CITY—UNION COUNTY

Population Census, 1950—17,929

Land Area 6.0 sq. mi.

Net Valuation Taxable \$39,299,069

| | |
|--|-----------------------|
| EXPENDITURES AND REQUIRED PAYMENTS FOR 1952 | |
| General Government | |
| Administrative and executive | \$80,323.46 |
| Assessment and collection of taxes | 24,668.11 |
| Finance Department | 9,124.27 |
| Protection to Persons & Property | |
| Fire | 112,149.25 |
| Police | 199,119.50 |
| Other | 37,091.68 |
| Streets and Roads | |
| Repairs and maintenance | 60,619.04 |
| Street lighting | 25,107.06 |
| Sanitation | |
| Street cleaning | 14,163.18 |
| Garbage and ash removal | 105,687.88 |
| Sewers | 54,379.16 |
| Health and Charities | |
| Health service | 25,538.77 |
| Poor (including relief) | 32,573.42 |
| Hospitals (aid and maintenance) | |
| Other | |
| Recreation | |
| Beaches and boardwalks | |
| Parks and playgrounds | 9,625.06 |
| Other | 40,975.00 |
| Educational | |
| (Exclusive of school districts) .. | 46,740.00 |
| Unclassified Purposes | |
| (Including contingent) | 55,158.66 |
| SUB-TOTAL—Municipal functions.. | \$933,043.50 |
| Per Capita—Municipal functions | |
| Capital imp'ts and capital imp't fund | \$52.04 |
| Debt Service | \$256,200.65 |
| Principal payments .. | \$170,000.00 |
| Interest payments .. | 53,800.02 |
| Total | *223,800.02 |
| Per Capita Debt Service | |
| Deferred Charges and Statutory Expenditures | \$12.48 |
| Emergencies | \$9,600.00 |
| Other deferred chgs. | 70,674.99 |
| Total | 80,274.99 |
| TOTAL—Municipal expenditures ... | \$1,493,319.16 |
| Required Payments for Local School, County, and Special District Taxes | |
| | 1,117,142.24 |
| TOTAL EXPENDITURES AND REQUIRED PAYMENTS | \$2,610,461.40 |
| Reserve for uncollected taxes | \$276,240.59 |
| GRAND TOTAL—Budget | \$2,886,701.99 |
| RECEIPTS AND REVENUES REALIZED IN 1952 TO MEET EXPENDITURES AND REQUIRED PAYMENTS | |
| Surplus revenue appropriated .. | \$376,000.00 |
| Miscellaneous revenues realized .. | 371,439.99 |
| State aid revenues realized | 18,653.00 |
| Delinquent taxes including | |
| liens—1952 collections | 62,980.64 |
| Current taxes—1952 collections.. | 2,079,391.78 |
| Emergency borrowings | |
| TOTAL RECEIPTS AND REVENUES REALIZED | \$2,908,465.41 |
| CAPITAL OUTLAY—1952 | |
| Beaches and boardwalks | |
| Buildings and equipment | \$837,674.40 |
| Parks and playgrounds | |
| Sewers | |
| Streets, roads and bridges | |
| Water supply | |
| Other | 18,210.52 |

| | |
|------------------------------|---------------|
| Tax rate | \$5.38 |
| Local school tax rate | 2.00 |
| County tax rate | 0.84 |
| Local purpose tax rate | 2.54 |

| | |
|---|-----------------------|
| TAXES | |
| Local school tax ... | \$785,207.50 |
| County taxes | 331,934.74 |
| Special district taxes | |
| Local purpose levy | \$1,117,142.24 |
| | 1,001,750.11 |
| Total tax levy (tax duplicate) .. | \$2,118,892.35 |
| Per Capita Total Tax Levy | |
| | \$118.18 |
| Current | |
| 1952 taxes levied (total) | \$2,157,058.79 |
| Collected in 1952 | 2,079,391.78 |
| Per cent of levy collected in 1952 ... | 96.40 |
| Transferred to liens | 422.33 |
| Cancelled, abated or adjusted .. | 4,126.15 |
| Outstanding December 31, 1952 .. | \$73,118.53 |
| All Prior Years Outstanding | |
| Balance January 1, 1952 | \$64,017.78 |
| Collected in 1952 | 62,764.40 |
| Balance December 31, 1952 | \$344.22 |
| Tax Title Liens Outstanding | |
| Balance January 1, 1952 | \$1,228.51 |
| Redeemed by cash | 216.24 |
| Balance December 31, 1952 | \$1,587.72 |
| Property Acquired by Deed or Foreclosure | |
| Balance January 1, 1952 | \$34,100.00 |
| Sale for cash | 10,200.00 |
| Balance December 31, 1952 | \$28,950.00 |

CAPITAL DEBT, DECEMBER 31, 1952

| | |
|------------------------------------|-----------------------|
| Gross Debt | |
| School debt | \$2,332,000.00 |
| Self-liquidating debt .. | |
| Other capital debt .. | 450,000.00 |
| TOTAL GROSS DEBT | \$2,782,000.00 |
| Per Capita Gross Debt | |
| | \$155.17 |
| Deductions for | |
| School debt | \$2,332,000.00 |
| Self-liquidating debt .. | |
| Other capital debt .. | |
| TOTAL DEDUCTIONS | 2,332,000.00 |
| NET DEBT | \$450,000.00 |

| | |
|------------------------------------|-----------------|
| Average Assessed Valuations | |
| Real Property 1950-1951-1952 .. | \$34,038,271.00 |
| Per Cent of Net Debt | 1.32 |

CURRENT FINANCES DECEMBER 31, 1952

| | |
|--|---------------------|
| Cash | \$523,360.70 |
| Taxes receivable | 73,462.75 |
| Tax title liens | 1,587.72 |
| Foreclosed property | 28,950.00 |
| Accounts receivable | 2,783.90 |
| State road aid receivable | 2,530.94 |
| Emergencies and deferred charges .. | 7,818.31 |
| TOTAL ASSETS | \$640,494.32 |
| Cash liabilities | \$93,987.03 |
| Reserves | 106,784.37 |
| Surplus revenue | 439,722.92 |
| TOTAL LIABILITIES AND SURPLUS | \$640,494.32 |

* Includes \$150,629.77 Art. VI School Debt Service.

SURF CITY BOROUGH—OCEAN COUNTY

Population Census, 1950—291

Land Area 0.90 sq. mi.

Net Valuation Taxable \$1,083,746

| | |
|--|---------------------|
| EXPENDITURES AND REQUIRED PAYMENTS FOR 1952 | |
| General Government | |
| Administrative and executive | \$12,467.42 |
| Assessment and collection of taxes | 7,304.30 |
| Finance Department | |
| Protection to Persons & Property | |
| Fire | 3,750.00 |
| Police | 12,208.93 |
| Other | |
| Streets and Roads | |
| Repairs and maintenance | 20,840.08 |
| Street lighting | 3,800.00 |
| Sanitation | |
| Street cleaning | |
| Garbage and ash removal | 3,956.42 |
| Sewers | |
| Health and Charities | |
| Health service | |
| Poor (including relief) | |
| Hospitals (aid and maintenance) | |
| Other | |
| Recreation | |
| Beaches and boardwalks | 4,246.19 |
| Parks and playgrounds | |
| Other | |
| Educational | |
| (Exclusive of school districts) .. | |
| Unclassified Purposes | |
| (Including contingent) | 100.00 |
| SUB-TOTAL—Municipal functions.. | \$68,673.34 |
| Per Capita—Municipal functions ... | |
| Capital imp'ts and capital imp't fund | \$235.99 |
| Debt Service | |
| Principal payments .. | |
| Interest payments .. | |
| Total | |
| Per Capita Debt Service | |
| Deferred Charges and Statutory Expenditures | |
| Emergencies | |
| Other deferred chgs. | \$534.23 |
| Total | 534.23 |
| TOTAL—Municipal expenditures .. | \$77,457.57 |
| Required Payments for Local School, County, and Special District Taxes | |
| | 38,161.88 |
| TOTAL EXPENDITURES AND REQUIRED PAYMENTS | \$115,619.45 |
| Reserve for uncollected taxes | \$8,089.18 |
| GRAND TOTAL—Budget | \$123,708.63 |
| RECEIPTS AND REVENUES REALIZED IN 1952 TO MEET EXPENDITURES AND REQUIRED PAYMENTS | |
| Surplus revenue appropriated .. | \$28,500.00 |
| Miscellaneous revenues realized .. | 9,503.27 |
| State aid revenues realized | 4,746.00 |
| Delinquent taxes including | |
| Items—1952 collections | 3,514.56 |
| Current taxes—1952 collections .. | 76,717.39 |
| Emergency borrowings | |
| TOTAL RECEIPTS AND REVENUES REALIZED | \$122,981.22 |
| CAPITAL OUTLAY—1952 | |
| Beaches and boardwalks | |
| Buildings and equipment | |
| Parks and playgrounds | |
| Sewers | |
| Streets, roads and bridges | \$17,419.59 |
| Water supply | 20,000.00 |
| Other | |

| | |
|------------------------------|---------------|
| Tax rate | \$7.30 |
| Local school tax rate | 1.39 |
| County tax rate | 2.13 |
| Local purpose tax rate | 3.87 |

| | |
|---|--------------------|
| TAXES | |
| Local school tax ... | \$15,099.12 |
| County taxes | 23,062.76 |
| Special district taxes | |
| Local purpose levy | \$38,161.88 |
| | 41,900.75 |
| Total tax levy (tax duplicate) .. | \$80,062.63 |
| Per Capita Total Tax Levy | |
| | \$275.13 |
| Current | |
| 1952 taxes levied (total) | \$82,589.31 |
| Collected in 1952 | 76,717.39 |
| Per cent of levy collected in 1952 ... | 92.89 |
| Transferred to liens | 1,094.47 |
| Cancelled, abated or adjusted .. | 195.84 |
| Outstanding December 31, 1952 .. | \$4,581.61 |
| All Prior Years Outstanding | |
| Balance January 1, 1952 | \$3,163.41 |
| Collected in 1952 | 3,150.88 |
| Balance December 31, 1952 | \$12.53 |
| Tax Title Liens Outstanding | |
| Balance January 1, 1952 | \$18,021.04 |
| Redeemed by cash | 363.68 |
| Balance December 31, 1952 | \$18,751.83 |
| Property Acquired by Deed or Foreclosure | |
| Balance January 1, 1952 | \$24,319.63 |
| Sale for cash | 39,925.00 |
| Balance December 31, 1952 | \$18,678.16 |

CAPITAL DEBT, DECEMBER 31, 1952

| | |
|------------------------------------|--------------------|
| Gross Debt | |
| School debt | \$39,858.00 |
| Self-liquidating debt .. | 28,000.00 |
| Other capital debt .. | 20,000.00 |
| TOTAL GROSS DEBT | \$87,858.00 |
| Per Capita Gross Debt | |
| | \$301.92 |
| Deductions for | |
| School debt | \$39,858.00 |
| Self-liquidating debt .. | 28,000.00 |
| Other capital debt .. | |
| TOTAL DEDUCTIONS | 67,858.00 |
| NET DEBT | \$20,000.00 |
| Average Assessed Valuations | |
| Real Property 1950-1951-1952 .. | \$893,849.00 |
| Per Cent of Net Debt | 2.23 |

CURRENT FINANCES DECEMBER 31, 1952

| | |
|--|---------------------|
| Cash | \$60,063.37 |
| Taxes receivable | 4,594.14 |
| Tax title liens | 18,751.83 |
| Foreclosed property | 18,678.16 |
| Accounts receivable | 915.49 |
| State road aid receivable | |
| Emergencies and deferred charges .. | 1,603.69 |
| TOTAL ASSETS | \$104,606.68 |
| Cash liabilities | \$3,337.95 |
| Reserves | 42,939.62 |
| Surplus revenue | 58,329.11 |
| TOTAL LIABILITIES AND SURPLUS | \$104,606.68 |

SUSSEX BOROUGH—SUSSEX COUNTY

Population Census, 1950—1,541 Land Area 0.9 sq. mi. Net Valuation Taxable \$1,228,101

| | |
|--|---------------------|
| EXPENDITURES AND REQUIRED PAYMENTS FOR 1952 | |
| General Government | |
| Administrative and executive | \$6,818.00 |
| Assessment and collection of taxes | 1,035.95 |
| Finance Department | 125.00 |
| Protection to Persons & Property | |
| Fire | 1,700.00 |
| Police | 9,019.41 |
| Other | |
| Streets and Roads | |
| Repairs and maintenance | 9,500.00 |
| Street lighting | 2,526.65 |
| Sanitation | |
| Street cleaning | |
| Garbage and ash removal | |
| Sewers | |
| Health and Charities | |
| Health service | 1,180.00 |
| Poor (including relief) | 100.00 |
| Hospitals (aid and maintenance) | 1,100.00 |
| Other | |
| Recreation | |
| Beaches and boardwalks | 1,110.00 |
| Parks and playgrounds | |
| Other | 300.00 |
| Educational | |
| (Exclusive of school districts) .. | 600.00 |
| Unclassified Purposes | |
| (Including contingent) | 30.00 |
| SUB-TOTAL—Municipal functions.. | \$35,145.01 |
| Per Capita—Municipal functions | \$22.81 |
| Capital imp'ts and capital imp't fund | \$10,000.00 |
| Debt Service | |
| Principal payments .. | |
| Interest payments .. | |
| Total | |
| Per Capita Debt Service | |
| Deferred Charges and Statutory Expenditures | |
| Emergencies | |
| Other deferred chgs. | \$3,773.82 |
| Total | 3,773.82 |
| TOTAL—Municipal expenditures ... | \$48,918.83 |
| Required Payments for Local School, County, and Special District Taxes | |
| | 72,027.51 |
| TOTAL EXPENDITURES AND REQUIRED PAYMENTS | \$120,946.34 |
| Reserve for uncollected taxes | \$5,383.50 |
| GRAND TOTAL—Budget | \$126,329.84 |
| RECEIPTS AND REVENUES REALIZED IN 1952 TO MEET EXPENDITURES AND REQUIRED PAYMENTS | |
| Surplus revenue appropriated | \$14,000.00 |
| Miscellaneous revenues realized | 14,952.26 |
| State aid revenues realized | 4,185.00 |
| Delinquent taxes including | |
| Liens—1952 collections | 2,049.16 |
| Current taxes—1952 collections .. | 91,171.40 |
| Emergency borrowings | |
| TOTAL RECEIPTS AND REVENUES REALIZED | \$126,357.82 |
| CAPITAL OUTLAY—1952 | |
| Beaches and boardwalks | |
| Buildings and equipment | \$5,366.26 |
| Parks and playgrounds | |
| Sewers | 9,233.84 |
| Streets, roads and bridges | |
| Water supply | |
| Other | |

| | |
|---|--------------------|
| Tax rate | \$7.45 |
| Local school tax rate | 3.81 |
| County tax rate | 2.04 |
| Local purpose tax rate | 1.60 |
| TAXES | |
| Local school tax ... | \$46,837.00 |
| County taxes | 25,190.51 |
| Special district taxes | |
| Local purpose levy | \$72,027.51 |
| Total tax levy (tax duplicate) .. | 20,904.32 |
| Per Capita Total Tax Levy | \$60.31 |
| Current | |
| 1952 taxes levied (total) | \$92,931.83 |
| Collected in 1952 | 91,171.40 |
| Per cent of levy collected in 1952 .. | 98.10 |
| Transferred to liens | |
| Cancelled, abated or adjusted | |
| Outstanding December 31, 1952 .. | \$1,760.43 |
| All Prior Years Outstanding | |
| Balance January 1, 1952 | \$2,316.45 |
| Collected in 1952 | 2,049.16 |
| Balance December 31, 1952 | \$9.13 |
| Tax Title Liens Outstanding | |
| Balance January 1, 1952 | |
| Redeemed by cash | |
| Balance December 31, 1952 | |
| Property Acquired by Deed or Foreclosure | |
| Balance January 1, 1952 | \$8,571.21 |
| Sale for cash | |
| Balance December 31, 1952 | \$8,571.21 |

| | |
|--|---------------------|
| CAPITAL DEBT, DECEMBER 31, 1952 | |
| Gross Debt | |
| School debt | \$96,000.00 |
| Self-liquidating debt .. | 4,500.00 |
| Other capital debt .. | 3,575.00 |
| TOTAL GROSS DEBT | \$104,075.00 |
| Per Capita Gross Debt | |
| | \$67.54 |
| Deductions for | |
| School debt | \$84,652.00 |
| Self-liquidating debt .. | 4,500.00 |
| Other capital debt .. | |
| TOTAL DEDUCTIONS | 89,152.00 |
| NET DEBT | \$14,923.00 |
| Average Assessed Valuations | |
| Real Property 1950-1951-1952 .. | \$1,058,155.00 |
| Per Cent of Net Debt | 1.41 |
| CURRENT FINANCES DECEMBER 31, 1952 | |
| Cash | \$42,041.88 |
| Taxes receivable | 1,769.56 |
| Tax title liens | |
| Foreclosed property | 8,571.21 |
| Accounts receivable | 3,121.24 |
| State road aid receivable | 8,249.35 |
| Emergencies and deferred charges .. | 1,731.06 |
| TOTAL ASSETS | \$65,484.30 |
| Cash liabilities | \$15,852.14 |
| Reserves | 13,462.01 |
| Surplus revenue | 36,170.15 |
| TOTAL LIABILITIES AND SURPLUS | \$65,484.30 |

SWEDESBORO BOROUGH—GLOUCESTER COUNTY

Population Census, 1950—2,459

Land Area 0.77 sq. mi.

Net Valuation Taxable \$2,187,035

| | |
|--|---------------------|
| EXPENDITURES AND REQUIRED PAYMENTS FOR 1952 | |
| General Government | |
| Administrative and executive | \$10,524.93 |
| Assessment and collection of taxes | 2,131.77 |
| Finance Department | |
| Protection to Persons & Property | |
| Fire | 5,261.96 |
| Police | 20,304.96 |
| Other | |
| Streets and Roads | |
| Repairs and maintenance | 8,332.56 |
| Street lighting | 6,097.51 |
| Sanitation | |
| Street cleaning | |
| Garbage and ash removal | 3,081.27 |
| Sewers | |
| Health and Charities | |
| Health service | 484.87 |
| Poor (including relief) | 374.45 |
| Hospitals (aid and maintenance) | |
| Other | 485.00 |
| Recreation | |
| Beaches and boardwalks | |
| Parks and playgrounds | 359.45 |
| Other | |
| Educational | |
| (Exclusive of school districts) .. | 691.86 |
| Unclassified Purposes | |
| (Including contingent) | 1,575.56 |
| SUB-TOTAL—Municipal functions.. | \$59,706.15 |
| Per Capita—Municipal functions | |
| Capital imp'ts and capital imp't fund | \$24.28 |
| Debt Service | \$7,300.00 |
| Principal payments | |
| Interest payments | \$200.00 |
| Total | 200.00 |
| Per Capita Debt Service | |
| Deferred Charges and Statutory Expenditures | \$0.08 |
| Emergencies | \$7,000.00 |
| Other deferred chgs. | 435.79 |
| Total | 7,435.79 |
| TOTAL—Municipal expenditures ... | \$74,641.94 |
| Required Payments for Local School, County, and Special District Taxes | |
| Total Expenditures and Required Payments | \$172,209.84 |
| Reserve for uncollected taxes | \$12,608.44 |
| GRAND TOTAL—Budget | \$184,908.28 |
| RECEIPTS AND REVENUES REALIZED IN 1952 TO MEET EXPENDITURES AND REQUIRED PAYMENTS | |
| Surplus revenue appropriated .. | \$17,000.00 |
| Miscellaneous revenues realized. | 22,118.09 |
| State aid revenues realized | 5,996.78 |
| Delinquent taxes including | |
| liens—1952 collections | 7,830.77 |
| Current taxes—1952 collections.. | 126,797.22 |
| Emergency borrowings | |
| TOTAL RECEIPTS AND REVENUES REALIZED | \$179,742.86 |

CAPITAL OUTLAY—1952

| | |
|----------------------------------|-------|
| Beaches and boardwalks | |
| Buildings and equipment | |
| Parks and playgrounds | |
| Sewers | |
| Streets, roads and bridges | |
| Water supply | |
| Other | |

| | |
|--|---------------------|
| Tax rate | \$6.26 |
| Local school tax rate | 3.44 |
| County tax rate | 1.02 |
| Local purpose tax rate | 1.80 |
| TAXES | |
| Local school tax ... | \$75,259.30 |
| County taxes | 22,398.60 |
| Special district taxes | |
| Local purpose levy | \$97,657.90 |
| | 39,844.23 |
| Total tax levy (tax duplicate) .. | \$137,502.13 |
| Per Capita Total Tax Levy | |
| | \$55.92 |

| | |
|--|--------------|
| Current | |
| 1952 taxes levied (total) | \$138,663.01 |
| Collected in 1952 | 126,797.22 |
| Per cent of levy collected in 1952 ... | 91.44 |
| Transferred to liens | |
| Cancelled, abated or adjusted ... | 1,110.37 |
| Outstanding December 31, 1952 .. | \$10,755.42 |

| | |
|------------------------------------|-------------|
| All Prior Years Outstanding | |
| Balance January 1, 1952 | \$14,214.45 |
| Collected in 1952 | 7,830.77 |
| Balance December 31, 1952 | \$6,465.58 |

| | |
|------------------------------------|-------|
| Tax Title Liens Outstanding | |
| Balance January 1, 1952 | |
| Redeemed by cash | |
| Balance December 31, 1952 | |

| | |
|---|-------|
| Property Acquired by Deed or Foreclosure | |
| Balance January 1, 1952 | |
| Sale for cash | |
| Balance December 31, 1952 | |

| | |
|--|---------------------|
| CAPITAL DEBT, DECEMBER 31, 1952 | |
| Gross Debt | |
| School debt | \$95,000.00 |
| Self-liquidating debt. | 13,500.00 |
| Other capital debt .. | |
| TOTAL GROSS DEBT | \$108,500.00 |
| Per Capita Gross Debt | \$44.12 |

| | |
|-------------------------------|-------------------|
| Deductions for | |
| School debt | \$95,000.00 |
| Self-liquidating debt. | 13,500.00 |
| Other capital debt .. | |
| TOTAL DEDUCTIONS | 108,500.00 |
| NET DEBT | |

| | |
|------------------------------------|----------------|
| Average Assessed Valuations | |
| Real Property 1950-1951-1952 .. | \$1,655,667.00 |
| Per Cent of Net Debt | |

| | |
|--|--------------------|
| CURRENT FINANCES DECEMBER 31, 1952 | |
| Cash | \$61,125.88 |
| Taxes receivable | 17,221.00 |
| Tax title liens | |
| Foreclosed property | |
| Accounts receivable | 560.75 |
| State road aid receivable | 2,000.00 |
| Emergencies and deferred charges .. | 1,814.58 |
| TOTAL ASSETS | \$82,722.21 |
| Cash liabilities | \$8,339.57 |
| Reserves | 17,781.75 |
| Surplus revenue | 56,600.89 |
| TOTAL LIABILITIES AND SURPLUS | \$82,722.21 |

TABERNACLE TOWNSHIP—BURLINGTON COUNTY

Population Census, 1950—1,034

Land Area 48.39 sq. mi.

Net Valuation Taxable \$332,872

| | |
|--|--------------------|
| EXPENDITURES AND REQUIRED PAYMENTS FOR 1952 | |
| General Government | |
| Administrative and executive | \$2,618.35 |
| Assessment and collection of taxes | 1,593.55 |
| Finance Department | |
| Protection to Persons & Property | |
| Fire | 700.00 |
| Police | 325.00 |
| Other | |
| Streets and Roads | |
| Repairs and maintenance | 9,699.02 |
| Street lighting | 240.00 |
| Sanitation | |
| Street cleaning | |
| Garbage and ash removal | |
| Sewers | |
| Health and Charities | |
| Health service | 25.00 |
| Poor (including relief) | 52.04 |
| Hospitals (aid and maintenance) | |
| Other | |
| Recreation | |
| Benches and boardwalks | |
| Parks and playgrounds | |
| Other | |
| Educational | |
| (Exclusive of school districts) .. | |
| Unclassified Purposes | |
| (Including contingent) | |
| SUB-TOTAL—Municipal functions.. | \$15,252.96 |
| Per Capita—Municipal functions | \$14.75 |
| Capital imp'ts and capital imp't fund | \$2,000.00 |
| Debt Service | |
| Principal payments | |
| Interest payments | |
| Total | |
| Per Capita Debt Service | |
| Deferred Charges and Statutory Expenditures | |
| Emergencies | |
| Other deferred chgs. | \$174.97 |
| Total | 174.97 |
| TOTAL—Municipal expenditures .. | \$17,427.93 |
| Required Payments for Local School, County, and Special District Taxes | 33,312.18 |
| TOTAL EXPENDITURES AND REQUIRED PAYMENTS | \$50,740.11 |
| Reserve for uncollected taxes | \$8,000.00 |
| GRAND TOTAL—Budget | \$58,740.11 |
| RECEIPTS AND REVENUES REALIZED IN 1952 TO MEET EXPENDITURES AND REQUIRED PAYMENTS | |
| Surplus revenue appropriated .. | \$5,300.00 |
| Miscellaneous revenues realized .. | 8,287.67 |
| State aid revenues realized | 5,010.20 |
| Delinquent taxes including | |
| liens—1952 collections | 6,779.08 |
| Current taxes—1952 collections.. | 26,628.52 |
| Emergency borrowings | |
| TOTAL RECEIPTS AND REVENUES REALIZED | \$52,005.47 |

CAPITAL OUTLAY—1952

| | |
|----------------------------------|-------|
| Beaches and boardwalks | |
| Buildings and equipment | |
| Parks and playgrounds | |
| Sewers | |
| Streets, roads and bridges | |
| Water supply | |
| Other | |

| | |
|------------------------------|----------------|
| Tax rate | \$10.04 |
| Local school tax rate | 7.78 |
| County tax rate | 2.26 |
| Local purpose tax rate | ... |

TAXES

| | | |
|--|----------------|--------------------|
| Local school tax ... | \$25,909.00 | |
| County taxes ... | 7,403.18 | |
| Special district taxes | | |
| Local purpose levy | | \$33,312.18 |
| Total tax levy (tax duplicate) .. | | \$33,312.18 |
| Per Capita Total Tax Levy | \$32.22 | |

| | |
|--|-------------|
| Current | |
| 1952 taxes levied (total) | \$33,510.71 |
| Collected in 1952 | 26,628.52 |
| Per cent of levy collected in 1952 ... | 79.46 |
| Transferred to liens | 385.21 |
| Cancelled, abated or adjusted | 559.73 |
| Outstanding December 31, 1952 .. | \$5,937.25 |

| | |
|------------------------------------|------------|
| All Prior Years Outstanding | |
| Balance January 1, 1952 | \$6,846.72 |
| Collected in 1952 | 6,111.96 |
| Balance December 31, 1952 | \$638.50 |

| | |
|------------------------------------|------------|
| Tax Title Liens Outstanding | |
| Balance January 1, 1952 | \$1,936.61 |
| Redeemed by cash | 667.12 |
| Balance December 31, 1952 | \$2,175.64 |

| | |
|---|-------|
| Property Acquired by Deed or Foreclosure | |
| Balance January 1, 1952 | |
| Sale for cash | |
| Balance December 31, 1952 | |

CAPITAL DEBT, DECEMBER 31, 1952

| | |
|------------------------------------|--------------------|
| Gross Debt | |
| School debt | \$48,000.00 |
| Self-liquidating debt. | |
| Other capital debt .. | |
| TOTAL GROSS DEBT | \$48,000.00 |
| Per Capita Gross Debt | \$46.42 |

| | |
|-------------------------------|------------------|
| Deductions for | |
| School debt | \$19,077.00 |
| Self-liquidating debt. | |
| Other capital debt .. | |
| TOTAL DEDUCTIONS | 19,077.00 |

NET DEBT **\$28,923.00**

| | |
|------------------------------------|--------------|
| Average Assessed Valuations | |
| Real Property 1950-1951-1952.. | \$317,945.00 |
| Per Cent of Net Debt | 9.09 |

CURRENT FINANCES DECEMBER 31, 1952

| | |
|-------------------------------------|--------------------|
| Cash | \$8,383.24 |
| Taxes receivable | 6,575.75 |
| Tax title liens | 2,175.64 |
| Foreclosed property | |
| Accounts receivable | 161.51 |
| State road aid receivable | |
| Emergencies and deferred charges .. | 5,001.76 |
| TOTAL ASSETS | \$22,297.90 |

| | |
|------------------------|------------|
| Cash liabilities | \$3,878.93 |
| Reserves | 8,912.90 |
| Surplus revenue | 9,506.07 |

TOTAL LIABILITIES AND SURPLUS **\$22,297.90**

TAVISTOCK BOROUGH—CAMDEN COUNTY

Population Census, 1950—15 Land Area 0.44 sq. mi. Net Valuation Taxable \$101,200

| | |
|--|-------------------|
| EXPENDITURES AND REQUIRED PAYMENTS FOR 1952 | |
| General Government | |
| Administrative and executive | \$1,220.33 |
| Assessment and collection of taxes | 375.00 |
| Finance Department | |
| Protection to Persons & Property | |
| Fire | |
| Police | 1,150.00 |
| Other | |
| Streets and Roads | |
| Repairs and maintenance | |
| Street lighting | 165.61 |
| Sanitation | |
| Street cleaning | |
| Garbage and ash removal | |
| Sewers | |
| Health and Charities | |
| Health service | |
| Poor (including relief) | |
| Hospitals (aid and maintenance) | |
| Other | |
| Recreation | |
| Beaches and boardwalks | |
| Parks and playgrounds | |
| Other | |
| Educational | |
| (Exclusive of school districts) .. | |
| Unclassified Purposes | |
| (Including contingent) | |
| SUB-TOTAL—Municipal functions.. | \$2,910.94 |
| Per Capita—Municipal functions | \$194.06 |
| Capital imp'ts and capital imp't fund | \$1,500.00 |
| Debt Service | |
| Principal payments .. | |
| Interest payments .. | |
| Total | |
| Per Capita Debt Service | |
| Deferred Charges and Statutory Expenditures | |
| Emergencies | |
| Other deferred chgs. | |
| Total | |
| TOTAL—Municipal expenditures .. | \$4,410.94 |
| Required Payments for Local School, County, and Special District Taxes | |
| | 1,641.82 |
| TOTAL EXPENDITURES AND REQUIRED PAYMENTS | \$6,052.76 |
| Reserve for uncollected taxes | \$141.75 |
| GRAND TOTAL—Budget | \$6,194.51 |
| RECEIPTS AND REVENUES REALIZED IN 1952 TO MEET EXPENDITURES AND REQUIRED PAYMENTS | |
| Surplus revenue appropriated .. | \$1,198.72 |
| Miscellaneous revenues realized .. | 317.63 |
| State aid revenues realized | 59.00 |
| Delinquent taxes including | |
| liens—1952 collections | 129.03 |
| Current taxes—1952 collections.. | 4,877.84 |
| Emergency borrowings | |
| TOTAL RECEIPTS AND REVENUES REALIZED | \$6,582.22 |
| CAPITAL OUTLAY—1952 | |
| Beaches and boardwalks | |
| Buildings and equipment | |
| Parks and playgrounds | |
| Sewers | |
| Streets, roads and bridges | \$6,342.47 |
| Water supply | |
| Other | |

| | |
|---|-------------------|
| Tax rate | \$4.82 |
| Local school tax rate | |
| County tax rate | 1.64 |
| Local purpose tax rate | 3.18 |
| TAXES | |
| Local school tax .. | |
| County taxes | \$1,641.82 |
| Special district taxes | |
| Local purpose levy | \$1,641.82 |
| Total tax levy (tax duplicate) .. | \$4,871.82 |
| Per Capita Total Tax Levy | \$324.79 |
| Current | |
| 1952 taxes levied (total) | \$4,877.84 |
| Collected in 1952 | 4,877.84 |
| Per cent of levy collected in 1952 .. | 100.00 |
| Transferred to liens | |
| Cancelled, abated or adjusted | |
| Outstanding December 31, 1952 .. | |
| All Prior Years Outstanding | |
| Balance January 1, 1952 | \$129.03 |
| Collected in 1952 | 129.03 |
| Balance December 31, 1952 | |
| Tax Title Liens Outstanding | |
| Balance January 1, 1952 | |
| Redeemed by cash | |
| Balance December 31, 1952 | |
| Property Acquired by Deed or Foreclosure | |
| Balance January 1, 1952 | |
| Sale for cash | |
| Balance December 31, 1952 | |

| | |
|--|-----------------|
| CAPITAL DEBT, DECEMBER 31, 1952 | |
| Gross Debt | |
| School debt | |
| Self-liquidating debt .. | |
| Other capital debt .. | \$700.00 |
| TOTAL GROSS DEBT | \$700.00 |
| Per Capita Gross Debt | \$46.67 |
| Deductions for | |
| School debt | |
| Self-liquidating debt .. | |
| Other capital debt .. | |
| TOTAL DEDUCTIONS | |
| NET DEBT | \$700.00 |
| Average Assessed Valuations | |
| Real Property 1950-1951-1952.. | \$92,667.00 |
| Per Cent of Net Debt | 0.75 |

| | |
|--|-------------------|
| CURRENT FINANCES DECEMBER 31, 1952 | |
| Cash | \$1,863.62 |
| Taxes receivable | |
| Tax title liens | |
| Foreclosed property | |
| Accounts receivable | 942.47 |
| State road aid receivable .. | |
| Emergencies and deferred charges .. | 285.19 |
| TOTAL ASSETS | \$3,091.28 |
| Cash liabilities | \$21.25 |
| Reserves | \$42.47 |
| Surplus revenue | 2,127.56 |
| TOTAL LIABILITIES AND SURPLUS | \$3,091.28 |

TEANECK TOWNSHIP—BERGEN COUNTY

Population Census, 1950—33,772

Land Area 5.9 sq. mi.

Net Valuation Taxable \$42,117,579

EXPENDITURES AND REQUIRED PAYMENTS FOR 1952

| | |
|---|-----------------------|
| General Government | |
| Administrative and executive | \$165,420.42 |
| Assessment and collection of taxes .. | 56,944.94 |
| Finance Department | 12,434.63 |
| Protection to Persons & Property | |
| Fire | 274,564.66 |
| Police | 279,041.75 |
| Other | |
| Streets and Roads | |
| Repairs and maintenance | 126,336.22 |
| Street lighting | 45,750.00 |
| Sanitation | |
| Street cleaning | 15,332.08 |
| Garbage and ash removal | |
| Sewers | 146,525.06 |
| Health and Charities | |
| Health service | 15,944.69 |
| Poor (including relief) | 1,901.00 |
| Hospitals (aid and maintenance) .. | |
| Other | |
| Recreation | |
| Beaches and boardwalks | |
| Parks and playgrounds | 41,448.27 |
| Other | 30,849.20 |
| Educational | |
| (Exclusive of school districts) .. | 60,974.00 |
| Unclassified Purposes | |
| (Including contingent) | 60,369.08 |
| SUB-TOTAL—Municipal functions.. | \$1,333,836.00 |

| | |
|--|-----------------------|
| Per Capita—Municipal functions | \$39.50 |
| Capital imp'ts and capital imp't fund | \$35,500.00 |
| Debt Service | |
| Principal payments . | \$216,149.53 |
| Interest payments .. | 28,194.49 |
| Total | 244,344.02 |
| Per Capita Debt Service | \$7.24 |
| Deferred Charges and Statutory Expenditures | |
| Emergencies | \$23,500.00 |
| Other deferred chgs. | 19,194.30 |
| Total | 42,694.13 |
| TOTAL—Municipal expenditures .. | \$1,656,374.15 |

| | |
|---|---------------------|
| Required Payments for Local School, County, and Special District Taxes | 1,803,555.66 |
|---|---------------------|

TOTAL EXPENDITURES AND REQUIRED PAYMENTS

| | |
|--|-----------------------|
| Reserve for uncollected taxes | \$127,596.12 |
| GRAND TOTAL—Budget | \$3,587,525.93 |

RECEIPTS AND REVENUES REALIZED IN 1952 TO MEET EXPENDITURES AND REQUIRED PAYMENTS

| | |
|---|-----------------------|
| Surplus revenue appropriated .. | \$324,000.00 |
| Miscellaneous revenues realized. | 361,955.72 |
| State aid revenues realized | 22,140.00 |
| Delinquent taxes including | |
| liens—1952 collections | 73,664.96 |
| Current taxes—1952 collections.. | 2,790,156.58 |
| Emergency borrowings | |
| TOTAL RECEIPTS AND REVENUES REALIZED | \$3,571,917.26 |

CAPITAL OUTLAY—1952

| | |
|----------------------------------|-------------|
| Beaches and boardwalks | |
| Buildings and equipment | \$97,055.77 |
| Parks and playgrounds | 2,211.35 |
| Sewers | |
| Streets, roads and bridges | 130,540.01 |
| Water supply | 12,928.29 |
| Other | |

| | |
|-----------------------------|---------------|
| Tax rate | \$6.73 |
| Local school tax rate | 3.47 |
| County tax rate | 0.81 |
| Local purpose tax rate | 2.45 |

TAXES

| | |
|------------------------------|----------------|
| Local school tax ... | \$1,461,410.06 |
| County taxes | 342,145.60 |
| Special district taxes | |

| | |
|--------------------------|----------------|
| Local purpose levy | \$1,803,555.66 |
| | 1,031,771.61 |

| | |
|--|-----------------------|
| Total tax levy (tax duplicate) .. | \$2,835,327.27 |
|--|-----------------------|

| | |
|--|----------------|
| Per Capita Total Tax Levy | \$83.95 |
|--|----------------|

Current

| | |
|--|----------------|
| 1952 taxes levied (total) | \$2,885,946.84 |
| Collected in 1952 | 2,790,156.58 |
| Per cent of levy collected in 1952 ... | 96.68 |
| Transferred to liens | 10,134.42 |
| Cancelled, abated or adjusted | 24,087.18 |
| Outstanding December 31, 1952 .. | \$61,568.66 |

All Prior Years Outstanding

| | |
|---------------------------------|-------------|
| Balance January 1, 1952 | \$96,387.40 |
| Collected in 1952 | 70,308.85 |
| Balance December 31, 1952 | \$8,281.73 |

Tax Title Liens Outstanding

| | |
|---------------------------------|--------------|
| Balance January 1, 1952 | \$173,734.91 |
| Redeemed by cash | 3,356.11 |
| Balance December 31, 1952 | \$93,973.97 |

Property Acquired by Deed or Foreclosure

| | |
|---------------------------------|--------------|
| Balance January 1, 1952 | \$824,373.76 |
| Sale for cash | 140,408.31 |
| Balance December 31, 1952 | \$830,928.06 |

CAPITAL DEBT, DECEMBER 31, 1952

Gross Debt

| | |
|--------------------------|----------------|
| School debt | \$1,917,000.00 |
| Self-liquidating debt .. | |
| Other capital debt .. | 1,950,750.00 |

| | |
|-------------------------------|-----------------------|
| TOTAL GROSS DEBT | \$3,867,750.00 |
|-------------------------------|-----------------------|

| | |
|------------------------------------|-----------------|
| Per Capita Gross Debt | \$114.53 |
|------------------------------------|-----------------|

Deductions for

| | |
|--------------------------|----------------|
| School debt | \$1,917,000.00 |
| Self-liquidating debt .. | |
| Other capital debt .. | 213,692.00 |

| | |
|-------------------------------|---------------------|
| TOTAL DEDUCTIONS | 2,130,692.00 |
|-------------------------------|---------------------|

| | |
|-----------------------|-----------------------|
| NET DEBT | \$1,737,058.00 |
|-----------------------|-----------------------|

Average Assessed Valuations

| | |
|--------------------------------|-----------------|
| Real Property 1950-1951-1952.. | \$36,654,544.00 |
| Per Cent of Net Debt | 4.73 |

CURRENT FINANCES DECEMBER 31, 1952

| | |
|-------------------------------------|--------------|
| Cash | \$928,737.57 |
| Taxes receivable | 69,850.39 |
| Tax title liens | 93,973.97 |
| Foreclosed property | 830,928.06 |
| Accounts receivable | 257.55 |
| State road aid receivable | |
| Emergencies and deferred charges .. | 30,000.00 |

| | |
|---------------------------|-----------------------|
| TOTAL ASSETS | \$1,953,747.54 |
|---------------------------|-----------------------|

| | |
|------------------------|--------------|
| Cash liabilities | \$104,402.32 |
| Reserves | 995,009.97 |
| Surplus revenue | 854,335.25 |

| | |
|--|-----------------------|
| TOTAL LIABILITIES AND SURPLUS | \$1,953,747.54 |
|--|-----------------------|

TENAFLY BOROUGH—BERGEN COUNTY

Population Census, 1950—9,651 Land Area 4.4 sq. mi. Net Valuation Taxable \$17,176,817

| | |
|--|---------------------|
| EXPENDITURES AND REQUIRED PAYMENTS FOR 1952 | |
| General Government | |
| Administrative and executive | \$42,844.89 |
| Assessment and collection of taxes | 19,259.06 |
| Finance Department | |
| Protection to Persons & Property | |
| Fire | 28,675.00 |
| Police | 109,781.78 |
| Other | 2,595.67 |
| Streets and Roads | |
| Repairs and maintenance | 58,691.70 |
| Street lighting | 16,972.00 |
| Sanitation | |
| Street cleaning | |
| Garbage and ash removal | 68,359.00 |
| Sewers | 57,952.30 |
| Health and Charities | |
| Health service | 11,017.45 |
| Poor (including relief) | 1,515.00 |
| Hospitals (aid and maintenance) | |
| Other | 119.00 |
| Recreation | |
| Benches and boardwalks | |
| Parks and playgrounds | 1,290.00 |
| Other | 6,818.00 |
| Educational | |
| (Exclusive of school districts) .. | 14,487.00 |
| Unclassified Purposes | |
| (Including contingent) | 19,713.25 |
| UB-TOTAL—Municipal functions.. | \$460,091.10 |

| | |
|---|------------------|
| Per Capita—Municipal functions | \$47.67 |
| Capital imp'ts and capital imp't fund | \$10,000.00 |
| Debt Service | |
| Principal payments .. | \$47,211.24 |
| Interest payments .. | 8,925.78 |
| Total | 56,137.02 |
| Per Capita Debt Service | \$5.82 |

| | |
|--|------------------|
| Deferred Charges and Statutory Expenditures | |
| Emergencies | |
| Other deferred chgs. .. | \$19,791.14 |
| Total | 19,791.14 |

TOTAL—Municipal expenditures .. \$546,019.26

| | |
|---|-------------------|
| Required Payments for Local School, County, and Special District Taxes | 734,925.49 |
|---|-------------------|

| | |
|---|-----------------------|
| TOTAL EXPENDITURES AND REQUIRED PAYMENTS | |
| Reserve for uncollected taxes | \$44,461.40 |
| GRAND TOTAL—Budget | \$1,325,406.15 |

| | |
|--|-----------------------|
| RECEIPTS AND REVENUES REALIZED IN 1952 TO MEET EXPENDITURES AND REQUIRED PAYMENTS | |
| Surplus revenue appropriated .. | \$80,000.00 |
| Miscellaneous revenues realized .. | 208,688.01 |
| State aid revenues realized | 7,031.00 |
| Delinquent taxes including | |
| Liens—1952 collections | 24,197.69 |
| Current taxes—1952 collections .. | 1,114,990.92 |
| Emergency borrowings | |
| TOTAL RECEIPTS AND REVENUES REALIZED | \$1,434,907.62 |

| | |
|----------------------------------|-------------|
| CAPITAL OUTLAY—1952 | |
| Benches and boardwalks | |
| Buildings and equipment | \$36,641.40 |
| Parks and playgrounds | |
| Sewers | |
| Streets, roads and bridges | 132,095.04 |
| Water supply | |
| Other | 226.20 |

| | |
|------------------------------|---------------|
| Tax rate | \$6.49 |
| Local school tax rate | 3.47 |
| County tax rate | 0.81 |
| Local purpose tax rate | 2.21 |

| | |
|--|-----------------------|
| TAXES | |
| Local school tax ... | \$595,991.00 |
| County taxes | 138,934.49 |
| Special district taxes | |
| Local purpose levy | \$734,925.49 |
| Total tax levy (tax duplicate) .. | \$1,118,469.52 |

Per Capita Total Tax Levy \$115.89

| | |
|--|----------------|
| Current | |
| 1952 taxes levied (total) | \$1,146,123.39 |
| Collected in 1952 | 1,114,990.92 |
| Per cent of levy collected in 1952 ... | 97.28 |
| Transferred to liens | 954.22 |
| Cancelled, abated or adjusted | 1,332.73 |
| Outstanding December 31, 1952 .. | \$28,845.52 |

| | |
|------------------------------------|-------------|
| All Prior Years Outstanding | |
| Balance January 1, 1952 | \$29,206.03 |
| Collected in 1952 | 22,792.39 |
| Balance December 31, 1952 | \$6,016.53 |

| | |
|------------------------------------|-------------|
| Tax Title Liens Outstanding | |
| Balance January 1, 1952 | \$11,729.87 |
| Redeemed by cash | 1,405.30 |
| Balance December 31, 1952 | \$3,189.00 |

| | |
|---|--------------|
| Property Acquired by Deed or Foreclosure | |
| Balance January 1, 1952 | \$139,085.00 |
| Sale for cash | 10,840.00 |
| Balance December 31, 1952 | \$145,280.00 |

| | |
|--|-----------------------|
| CAPITAL DEBT, DECEMBER 31, 1952 | |
| Gross Debt | |
| School debt | \$1,505,000.00 |
| Self-liquidating debt .. | |
| Other capital debt .. | 612,090.00 |
| TOTAL GROSS DEBT | \$2,117,090.00 |
| Per Capita Gross Debt | \$219.36 |

| | |
|-------------------------------|---------------------|
| Deductions for | |
| School debt | \$1,205,020.00 |
| Self-liquidating debt .. | |
| Other capital debt .. | 45,484.00 |
| TOTAL DEDUCTIONS | 1,250,504.00 |
| NET DEBT | \$866,586.00 |

| | |
|------------------------------------|-----------------|
| Average Assessed Valuations | |
| Real Property 1950-1951-1952 .. | \$15,062,755.00 |
| Per Cent of Net Debt | 5.75 |

| | |
|---|---------------------|
| CURRENT FINANCES DECEMBER 31, 1952 | |
| Cash | \$173,034.38 |
| Taxes receivable | 35,222.56 |
| Tax title liens | 3,189.00 |
| Foreclosed property | 145,280.00 |
| Accounts receivable | 18,915.24 |
| State road aid receivable .. | |
| Emergencies and deferred charges .. | 11.43 |
| TOTAL ASSETS | \$375,652.61 |

| | |
|------------------------|------------|
| Cash liabilities | \$9,018.12 |
| Reserves | 202,606.80 |
| Surplus revenue | 164,027.69 |

| | |
|--|---------------------|
| TOTAL LIABILITIES AND SURPLUS | \$375,652.61 |
|--|---------------------|

TETERBORO BOROUGH—BERGEN COUNTY

Population Census, 1950—28 Land Area 1.2 sq. mi. Net Valuation Taxable \$3,817,84

EXPENDITURES AND REQUIRED PAYMENTS FOR 1952

| | |
|---|--------------------|
| General Government | |
| Administrative and executive | \$19,176.54 |
| Assessment and collection of taxes | 2,436.00 |
| Finance Department | |
| Protection to Persons & Property | |
| Fire | 8,150.00 |
| Police | 6,656.00 |
| Other | 531.66 |
| Streets and Roads | |
| Repairs and maintenance | 18,640.00 |
| Street lighting | 1,535.00 |
| Sanitation | |
| Street cleaning | |
| Garbage and ash removal | 170.00 |
| Sewers | |
| Health and Charities | |
| Health service | 1,310.00 |
| Poor (including relief) | |
| Hospitals (aid and maintenance) | 100.00 |
| Other | |
| Recreation | |
| Beaches and boardwalks | |
| Parks and playgrounds | |
| Other | |
| Educational | |
| (Exclusive of school districts) .. | |
| Unclassified Purposes | |
| (Including contingent) | 1,900.00 |
| SUB-TOTAL—Municipal functions.. | \$60,605.20 |

| | |
|--|-------------------|
| Per Capita—Municipal functions | \$2,164.47 |
| Capital imp'ts and capital imp't fund | \$5,000.00 |
| Debt Service | |
| Principal payments .. | \$11,000.00 |
| Interest payments .. | 1,312.50 |
| Total | 12,312.50 |
| Per Capita Debt Service | |
| Deferred Charges and Statutory Expenditures | \$439.73 |
| Emergencies | \$1,000.00 |
| Other deferred chgs. .. | 12,545.75 |
| Total | 13,545.75 |

| | |
|---|--------------------|
| TOTAL—Municipal expenditures .. | \$91,463.45 |
| Required Payments for Local School, County, and Special District Taxes | 31,853.15 |

| | |
|---|---------------------|
| TOTAL EXPENDITURES AND REQUIRED PAYMENTS | \$123,316.60 |
| Reserve for uncollected taxes | \$1,816.92 |
| GRAND TOTAL—Budget | \$125,133.52 |

| | |
|--|---------------------|
| RECEIPTS AND REVENUES REALIZED IN 1952 TO MEET EXPENDITURES AND REQUIRED PAYMENTS | |
| Surplus revenue appropriated .. | \$13,050.00 |
| Miscellaneous revenues realized .. | 21,332.40 |
| State aid revenues realized | 5,172.45 |
| Delinquent taxes including | |
| Heus—1952 collections | |
| Current taxes—1952 collections.. | 96,978.99 |
| Emergency borrowings | |
| TOTAL RECEIPTS AND REVENUES REALIZED | \$136,533.84 |

| | |
|----------------------------------|-------------|
| CAPITAL OUTLAY—1952 | |
| Beaches and boardwalks | |
| Buildings and equipment | \$18,870.67 |
| Parks and playgrounds | |
| Sewers | |
| Streets, roads and bridges | |
| Water supply | |
| Other | |

| | |
|------------------------------|--------|
| Tax rate | \$2.38 |
| Local school tax rate | 0.62 |
| County tax rate | 0.81 |
| Local purpose tax rate | 1.55 |

TAXES

| | | |
|--|-------------------|-------------------|
| Local school tax ... | \$750.00 | |
| County taxes | 31,103.15 | |
| Special district taxes | | |
| Local purpose levy | \$31,853.1 | |
| Total tax levy (tax duplicate) .. | 58,768.5 | \$90,621.6 |

| | |
|--|-------------------|
| Per Capita Total Tax Levy | \$3,236.49 |
|--|-------------------|

| | |
|--|------------|
| Current | |
| 1952 taxes levied (total) | \$97,049.2 |
| Collected in 1952 | 96,978.9 |
| Per cent of levy collected in 1952 ... | 99.92 |
| Transferred to liens | |
| Cancelled, abated or adjusted | 70.2 |
| Outstanding December 31, 1952 .. | |

| | |
|------------------------------------|-------|
| All Prior Years Outstanding | |
| Balance January 1, 1952 | |
| Collected in 1952 | |
| Balance December 31, 1952 | |

| | |
|------------------------------------|-------|
| Tax Title Liens Outstanding | |
| Balance January 1, 1952 | |
| Redeemed by cash | |
| Balance December 31, 1952 | |

| | |
|---|-------|
| Property Acquired by Deed or Foreclosure | |
| Balance January 1, 1952 | |
| Sale for cash | |
| Balance December 31, 1952 | |

CAPITAL DEBT, DECEMBER 31, 1952

| | |
|------------------------------------|-------------------|
| Gross Debt | |
| School debt | |
| Self-liquidating debt .. | |
| Other capital debt .. | \$64,500.00 |
| TOTAL GROSS DEBT | \$64,500.0 |
| Per Capita Gross Debt | \$2,303.57 |

| | |
|-------------------------------|-------------------|
| Deductions for | |
| School debt | |
| Self-liquidating debt .. | |
| Other capital debt .. | |
| TOTAL DEDUCTIONS | |
| NET DEBT | \$64,500.0 |

| | |
|------------------------------------|---------------|
| Average Assessed Valuations | |
| Real Property 1950-1951-1952 .. | \$2,587,714.0 |
| Per Cent of Net Debt | 2.4 |

CURRENT FINANCES DECEMBER 31, 1952

| | |
|-------------------------------------|--------------------|
| Cash | \$98,392.4 |
| Taxes receivable | |
| Tax title liens | |
| Foreclosed property | |
| Accounts receivable | |
| State road aid receivable | 2,598.0 |
| Emergencies and deferred charges .. | 12.5 |
| TOTAL ASSETS | \$101,011.7 |

| | |
|--|--------------------|
| Cash liabilities | \$19,896.6 |
| Reserves | 8.7 |
| Surplus revenue | 81,106.3 |
| TOTAL LIABILITIES AND SURPLUS | \$101,011.7 |

TEWKSBURY TOWNSHIP—HUNTERDON COUNTY

Population Census, 1950—1,439 Land Area 31.8 sq. mi. Net Valuation Taxable \$1,671,714

| | |
|--|---------------------|
| EXPENDITURES AND REQUIRED PAYMENTS FOR 1952 | |
| General Government | |
| Administrative and executive | \$3,375.00 |
| Assessment and collection of taxes | 1,600.00 |
| Finance Department | 555.00 |
| Protection to Persons & Property | |
| Fire | 1,250.00 |
| Police | 200.00 |
| Other | |
| Streets and Roads | |
| Repairs and maintenance | 47,295.00 |
| Street lighting | |
| Sanitation | |
| Street cleaning | |
| Garbage and ash removal | |
| Sewers | |
| Health and Charities | |
| Health service | 475.00 |
| Poor (including relief) | 705.00 |
| Hospitals (aid and maintenance) | |
| Other | |
| Recreation | |
| Beaches and boardwalks | |
| Parks and playgrounds | |
| Other | |
| Educational | |
| (Exclusive of school districts) .. | |
| Unclassified Purposes | |
| (Including contingent) | |
| SUB-TOTAL—Municipal functions.. | \$55,455.00 |
| Per Capita—Municipal functions | \$38.54 |
| Capital imp'ts and capital imp't fund | |
| Debt Service | |
| Principal payments .. | |
| Interest payments .. | |
| Total | |
| Per Capita Debt Service | |
| Deferred Charges and Statutory Expenditures | |
| Emergencies | |
| Other deferred chgs. .. | \$1,009.16 |
| Total | \$1,009.16 |
| TOTAL—Municipal expenditures .. | \$56,464.16 |
| Required Payments for Local School, County, and Special District Taxes | |
| | 87,989.62 |
| TOTAL EXPENDITURES AND REQUIRED PAYMENTS | \$144,453.78 |
| Reserve for uncollected taxes | \$24,283.35 |
| GRAND TOTAL—Budget | \$168,737.13 |
| RECEIPTS AND REVENUES REALIZED IN 1952 TO MEET EXPENDITURES AND REQUIRED PAYMENTS | |
| Surplus revenue appropriated .. | \$13,498.16 |
| Miscellaneous revenues realized .. | 12,129.18 |
| State aid revenues realized | 12,966.00 |
| Delinquent taxes including | |
| liens—1952 collections | 24,057.15 |
| Current taxes—1952 collections.. | 93,721.33 |
| Emergency borrowings | |
| TOTAL RECEIPTS AND REVENUES REALIZED | \$156,371.82 |

CAPITAL OUTLAY—1952

| | |
|----------------------------------|-------|
| Beaches and boardwalks | |
| Buildings and equipment | |
| Parks and playgrounds | |
| Sewers | |
| Streets, roads and bridges | |
| Water supply | |
| Other | |

| | |
|------------------------------|---------------|
| Tax rate | \$6.69 |
| Local school tax rate | 4.23 |
| County tax rate | 1.00 |
| Local purpose tax rate | 1.46 |

TAXES

| | | |
|--|-------------|---------------------|
| Local school tax ... | \$70,772.48 | |
| County taxes | 16,661.89 | |
| Special district taxes | 555.25 | |
| Local purpose levy | | \$87,989.62 |
| | | 24,283.35 |
| Total tax levy (tax duplicate) .. | | \$112,272.97 |
| Per Capita Total Tax Levy | | |
| | | \$78.02 |

| | |
|--|--------------|
| Current | |
| 1952 taxes levied (total) | \$112,871.09 |
| Collected in 1952 | 93,721.33 |
| Per cent of levy collected in 1952 ... | 83.03 |
| Transferred to liens | 26.76 |
| Cancelled, abated or adjusted .. | 48.58 |
| Outstanding December 31, 1952 .. | \$19,074.42 |

| | |
|------------------------------------|-------------|
| All Prior Years Outstanding | |
| Balance January 1, 1952 | \$33,835.82 |
| Collected in 1952 | 23,939.85 |
| Balance December 31, 1952 | \$9,735.30 |

| | |
|------------------------------------|----------|
| Tax Title Liens Outstanding | |
| Balance January 1, 1952 | \$350.55 |
| Redeemed by cash | |
| Balance December 31, 1952 | \$377.31 |

| | |
|---|-------|
| Property Acquired by Deed or Foreclosure | |
| Balance January 1, 1952 | |
| Sale for cash | |
| Balance December 31, 1952 | |

CAPITAL DEBT, DECEMBER 31, 1952

| | |
|------------------------------------|---------------------|
| Gross Debt | |
| School debt | \$239,446.00 |
| Self-liquidating debt. | |
| Other capital debt .. | |
| TOTAL GROSS DEBT | \$239,446.00 |
| Per Capita Gross Debt | \$166.40 |

| | |
|-------------------------------|--------------------|
| Deductions for | |
| School debt | \$186,846.00 |
| Self-liquidating debt. | |
| Other capital debt .. | |
| TOTAL DEDUCTIONS | 186,846.00 |
| NET DEBT | \$52,600.00 |

| | |
|------------------------------------|----------------|
| Average Assessed Valuations | |
| Real Property 1950-1951-1952.. | \$1,390,008.00 |
| Per Cent of Net Debt | 3.78 |

CURRENT FINANCES DECEMBER 31, 1952

| | |
|--|---------------------|
| Cash | \$74,970.63 |
| Taxes receivable | 28,809.72 |
| Tax title liens | 377.31 |
| Foreclosed property | |
| Accounts receivable | |
| State road aid receivable | |
| Emergencies and deferred charges .. | |
| TOTAL ASSETS | \$104,157.66 |
| Cash liabilities | \$4,463.69 |
| Reserves | 29,187.03 |
| Surplus revenue | 70,506.94 |
| TOTAL LIABILITIES AND SURPLUS | \$104,157.66 |

TOTOWA BOROUGH—PASSAIC COUNTY

Population Census, 1950—6,045

Land Area 3.9 sq. mi.

Net Valuation Taxable \$8,290,045

| | |
|--|---------------------|
| EXPENDITURES AND REQUIRED PAYMENTS FOR 1952 | |
| General Government | |
| Administrative and executive | \$15,885.00 |
| Assessment and collection of taxes | 18,150.00 |
| Finance Department | 2,045.00 |
| Protection to Persons & Property | |
| Fire | 9,985.00 |
| Police | 31,675.00 |
| Other | |
| Streets and Roads | |
| Repairs and maintenance | 31,900.00 |
| Street lighting | 4,500.00 |
| Sanitation | |
| Street cleaning | |
| Garbage and ash removal | 16,000.00 |
| Sewers | 18,500.00 |
| Health and Charities | |
| Health service | 3,605.00 |
| Poor (including relief) | 700.00 |
| Hospitals (aid and maintenance) | |
| Other | |
| Recreation | |
| Beaches and boardwalks | |
| Parks and playgrounds | 1,200.00 |
| Other | |
| Educational | |
| (Exclusive of school districts) .. | |
| Unclassified Purposes | |
| (Including contingent) | 2,600.00 |
| SUB-TOTAL—Municipal functions .. | |
| | <u>\$156,745.00</u> |
| Per Capita—Municipal functions | |
| | <u>\$25.93</u> |
| Capital imp'ts and capital imp't fund .. | \$12,500.00 |
| Debt Service | |
| Principal payments .. | \$31,500.00 |
| Interest payments .. | 6,599.00 |
| Total | 38,099.00 |
| Per Capita Debt Service | |
| | <u>\$6.30</u> |
| Deferred Charges and Statutory Expenditures | |
| Emergencies | \$1,500.00 |
| Other deferred chgs. | 6,567.27 |
| Total | 8,067.27 |
| TOTAL—Municipal expenditures ... | |
| | <u>\$215,411.27</u> |
| Required Payments for Local School, County, and Special District Taxes | |
| | <u>269,529.56</u> |
| TOTAL EXPENDITURES AND REQUIRED PAYMENTS | |
| | <u>\$484,040.83</u> |
| Reserve for uncollected taxes | \$80,716.65 |
| GRAND TOTAL—Budget | |
| | <u>\$565,657.48</u> |
| RECEIPTS AND REVENUES REALIZED IN 1952 TO MEET EXPENDITURES AND REQUIRED PAYMENTS | |
| Surplus revenue appropriated .. | \$90,000.00 |
| Miscellaneous revenues realized .. | 67,798.82 |
| State aid revenues realized | 9,126.00 |
| Delinquent taxes including | |
| liens—1952 collections | 31,160.16 |
| current taxes—1952 collections .. | 371,232.19 |
| Emergency borrowings | |
| TOTAL RECEIPTS AND REVENUES REALIZED | |
| | <u>\$569,317.17</u> |
| CAPITAL OUTLAY—1952 | |
| Beaches and boardwalks | |
| Buildings and equipment | |
| Parks and playgrounds | |
| Sewers | \$40,055.84 |
| Streets, roads and bridges | |
| Water supply | |
| Other | |

| | |
|---|---------------------|
| Local school tax rate | \$4.80 |
| Local school tax rate | 2.30 |
| County tax rate | 0.95 |
| Local purpose tax rate | 1.64 |
| TAXES | |
| Local school tax ... | \$190,635.39 |
| County taxes | 78,894.17 |
| Special district taxes | |
| Local purpose levy | \$269,529.56 |
| | <u>135,601.92</u> |
| Total tax levy (tax duplicate) .. | <u>\$405,131.48</u> |
| Per Capita Total Tax Levy | |
| | <u>\$67.02</u> |
| Current | |
| 1952 taxes levied (total) | \$411,718.32 |
| Collected in 1952 | 371,232.19 |
| Per cent of levy collected in 1952 .. | 90.16 |
| Transferred to liens | |
| Cancelled, abated or adjusted .. | |
| Outstanding December 31, 1952 .. | <u>\$40,486.13</u> |
| All Prior Years Outstanding | |
| Balance January 1, 1952 | \$81,147.61 |
| Collected in 1952 | 28,474.29 |
| Balance December 31, 1952 | <u>\$52,673.32</u> |
| Tax Title Liens Outstanding | |
| Balance January 1, 1952 | \$67,577.33 |
| Redeemed by cash | 2,685.87 |
| Balance December 31, 1952 | <u>\$64,891.46</u> |
| Property Acquired by Deed or Foreclosure | |
| Balance January 1, 1952 | \$90,075.00 |
| Sale for cash | 14,110.13 |
| Balance December 31, 1952 | <u>\$75,964.87</u> |
| CAPITAL DEBT, DECEMBER 31, 1952 | |
| Gross Debt | |
| School debt | \$159,589.00 |
| Self-liquidating debt .. | |
| Other capital debt .. | 276,727.00 |
| TOTAL GROSS DEBT | |
| | <u>\$436,316.00</u> |
| Per Capita Gross Debt | |
| | <u>\$72.18</u> |
| Deductions for | |
| School debt | \$159,589.00 |
| Self-liquidating debt .. | |
| Other capital debt .. | 14,883.00 |
| TOTAL DEDUCTIONS | |
| | <u>174,472.00</u> |
| NET DEBT | |
| | <u>\$261,844.00</u> |
| Average Assessed Valuations | |
| Real Property 1950-1951-1952 .. | \$7,002,762.00 |
| Per Cent of Net Debt | 3.73 |
| CURRENT FINANCES DECEMBER 31, 1952 | |
| Cash | \$215,947.31 |
| Taxes receivable | 93,159.45 |
| Tax title liens | 64,891.46 |
| Foreclosed property | 75,964.87 |
| Accounts receivable | 2,121.67 |
| State road aid receivable | 9,421.14 |
| Emergencies and deferred charges .. | 12,500.00 |
| TOTAL ASSETS | |
| | <u>\$474,005.90</u> |
| Cash liabilities | |
| | <u>\$37,761.28</u> |
| Reserves | 236,137.45 |
| Surplus revenue | 200,107.17 |
| TOTAL LIABILITIES AND SURPLUS | |
| | <u>\$474,005.90</u> |

TRENTON CITY—MERCER COUNTY

Population Census, 1950—128,009 Land Area 7.5 sq. mi. Net Valuation Taxable \$174,964,121

| | |
|--|------------------------|
| EXPENDITURES AND REQUIRED PAYMENTS FOR 1952 | |
| General Government | |
| Administrative and executive | \$355,194.59 |
| Assessment and collection of taxes | 161,741.77 |
| Finance Department | 51,119.89 |
| Protection for Persons & Property | |
| Fire | 1,007,286.45 |
| Police | 1,180,527.74 |
| Other | 342,589.63 |
| Streets and Roads | |
| Repairs and maintenance | 388,947.50 |
| Street lighting | 193,455.36 |
| Sanitation | |
| Street cleaning | 187,411.10 |
| Garbage and ash removal | 426,747.78 |
| Sewers | 214,600.25 |
| Health and Charities | |
| Health service | 220,037.13 |
| Poor (including relief) | 143,458.28 |
| Hospitals (aid and maintenance) .. | 846,239.08 |
| Other | |
| Recreation | |
| Beaches and boardwalks | |
| Parks and playgrounds | 338,399.32 |
| Other | |
| Educational | |
| (Exclusive of school districts) .. | 299,269.36 |
| Unclassified Purposes | |
| (Including contingent) | 160,165.43 |
| SUB-TOTAL—Municipal functions.. | \$6,517,190.66 |
| Per Capita—Municipal functions | \$50.91 |
| Capital imp'ts and capital imp't fund | \$55,000.00 |
| Debt Service | |
| Principal payments .. | \$1,080,000.00 |
| Interest payments .. | 331,432.75 |
| Total | *1,411,432.75 |
| Per Capita Debt Service | |
| Deferred Charges and Statutory Expenditures | \$11.03 |
| Emergencies | \$201,812.30 |
| Other deferred chgs. .. | 236,330.50 |
| Total | 438,142.80 |
| TOTAL—Municipal expenditures .. | \$8,421,766.21 |
| Required Payments for Local School, County, and Special District Taxes | |
| | 5,594,226.17 |
| TOTAL EXPENDITURES AND REQUIRED PAYMENTS | \$14,015,992.38 |
| Reserve for uncollected taxes | \$795,261.17 |
| GRAND TOTAL—Budget | \$14,811,253.55 |
| RECEIPTS AND REVENUES REALIZED IN 1952 TO MEET EXPENDITURES AND REQUIRED PAYMENTS | |
| Surplus revenue appropriated .. | \$478,000.00 |
| Miscellaneous revenues realized .. | 2,610,791.53 |
| State aid revenues realized | 71,614.00 |
| Delinquent taxes including | |
| Liens—1952 collections | 493,362.24 |
| Current taxes—1952 collections .. | 10,661,885.56 |
| Emergency borrowings | |
| TOTAL RECEIPTS AND REVENUES REALIZED | \$14,315,653.33 |

CAPITAL OUTLAY—1952

| | |
|----------------------------------|--------------|
| Beaches and boardwalks | |
| Buildings and equipment | \$301,220.25 |
| Parks and playgrounds | 29,863.88 |
| Sewers | |
| Streets, roads and bridges | 597,712.71 |
| Water supply | 1,006,659.59 |
| Other | 200.00 |

* Includes \$457,247.75 Art. VI School Debt Service.

| | |
|------------------------------|---------------|
| Tax rate | \$6.48 |
| Local school tax rate | 2.09 |
| County tax rate | 1.11 |
| Local purpose tax rate | 3.28 |

TAXES

| | |
|--|------------------------|
| Local school tax ... | \$3,659,245.39 |
| County taxes | 1,934,980.78 |
| Special district taxes | |
| Local purpose levy | \$5,594,226.17 |
| Total tax levy (tax duplicate) .. | \$11,360,874.50 |

Per Capita Total Tax Levy **\$88.75**

Current

| | |
|---|-----------------|
| 1952 taxes levied (total) | \$11,388,537.93 |
| Collected in 1952 | 10,661,885.56 |
| Per cent of levy col- lected in 1952 ... | 93.61 |
| Transferred to liens | 2,508.92 |
| Cancelled, abated or adjusted .. | 49,886.86 |
| Outstanding December 31, 1952 .. | \$674,256.59 |

All Prior Years Outstanding

| | |
|---------------------------------|--------------|
| Balance January 1, 1952 | \$688,653.89 |
| Collected in 1952 | 487,711.39 |
| Balance December 31, 1952 | \$200,403.87 |

Tax Title Liens Outstanding

| | |
|---------------------------------|-------------|
| Balance January 1, 1952 | \$29,022.65 |
| Redeemed by cash | 5,650.85 |
| Balance December 31, 1952 | \$11,533.31 |

Property Acquired by Deed or Foreclosure

| | |
|---------------------------------|--------------|
| Balance January 1, 1952 | \$241,787.00 |
| Sale for cash | 26,570.00 |
| Balance December 31, 1952 | \$217,300.00 |

CAPITAL DEBT, DECEMBER 31, 1952

Gross Debt

| | |
|--------------------------|----------------|
| School debt | \$3,527,000.00 |
| Self-liquidating debt .. | 4,361,500.00 |
| Other capital debt .. | 7,877,100.00 |

TOTAL GROSS DEBT **\$15,765,600.00**

Per Capita Gross Debt **\$123.16**

Deductions for

| | |
|--------------------------|----------------|
| School debt | \$3,527,000.00 |
| Self-liquidating debt .. | 4,361,500.00 |
| Other capital debt .. | 33,905.00 |

TOTAL DEDUCTIONS **7,922,405.00**

NET DEBT **\$7,843,195.00**

Average Assessed Valuations

| | |
|---------------------------------|------------------|
| Real Property 1950-1951-1952 .. | \$138,970,094.00 |
| Per Cent of Net Debt | 5.64 |

CURRENT FINANCES DECEMBER 31, 1952

| | |
|-------------------------------------|----------------|
| Cash | \$1,065,358.46 |
| Taxes receivable | 874,660.46 |
| Tax title liens | 11,533.31 |
| Foreclosed property | 217,300.00 |
| Accounts receivable | 139,895.46 |
| State road aid receivable | |
| Emergencies and deferred charges .. | 151,130.00 |

TOTAL ASSETS **\$2,459,877.69**

| | |
|------------------------|--------------|
| Cash liabilities | \$350,716.77 |
| Reserves | 1,243,389.23 |
| Surplus revenue | 865,771.69 |

TOTAL LIABILITIES AND SURPLUS **\$2,459,877.69**

TUCKERTON BOROUGH—OCEAN COUNTY

Population Census, 1950—1,332

Land Area 3.8 sq. mi.

Net Valuation Taxable \$634,755

EXPENDITURES AND REQUIRED PAYMENTS FOR 1952

| | |
|---|--------------------|
| General Government | |
| Administrative and executive | \$2,815.91 |
| Assessment and collection of taxes | 2,287.77 |
| Finance Department | |
| Protection to Persons & Property | |
| Fire | 3,985.00 |
| Police | 911.10 |
| Other | |
| Streets and Roads | |
| Repairs and maintenance | 2,346.67 |
| Street lighting | 2,540.02 |
| Sanitation | |
| Street cleaning | |
| Garbage and ash removal | 1,750.00 |
| Sewers | |
| Health and Charities | |
| Health service | 100.00 |
| Poor (including relief) | 162.70 |
| Hospitals (aid and maintenance) .. | |
| Other | |
| Recreation | |
| Beaches and boardwalks | |
| Parks and playgrounds | |
| Other | |
| Educational | |
| (Exclusive of school districts) .. | 200.00 |
| Unclassified Purposes | |
| (Including contingent) | 260.00 |
| SUB-TOTAL—Municipal functions.. | \$17,359.17 |

| | |
|---|-------------------|
| Per Capita—Municipal functions | \$13.03 |
| Capital imp'ts and capital imp't fund | |
| Debt Service | |
| Principal payments | \$5,000.00 |
| Interest payments | 1,200.00 |
| Total | \$6,200.00 |

| | |
|--------------------------------------|---------------|
| Per Capita Debt Service | \$4.65 |
|--------------------------------------|---------------|

| | |
|--|--------------|
| Deferred Charges and Statutory Expenditures | |
| Emergencies | |
| Other deferred chgs. | |
| Total | |

| | |
|--|--------------------|
| TOTAL—Municipal expenditures .. | \$23,559.17 |
|--|--------------------|

| | |
|---|------------------|
| Required Payments for Local School, County, and Special District Taxes | 48,590.90 |
|---|------------------|

| | |
|---|--------------------|
| TOTAL EXPENDITURES AND REQUIRED PAYMENTS | \$72,150.07 |
|---|--------------------|

| | |
|-------------------------------------|-------------|
| Reserve for uncollected taxes | \$10,039.74 |
|-------------------------------------|-------------|

| | |
|---------------------------------|--------------------|
| GRAND TOTAL—Budget | \$82,189.81 |
|---------------------------------|--------------------|

RECEIPTS AND REVENUES REALIZED IN 1952 TO MEET EXPENDITURES AND REQUIRED PAYMENTS

| | |
|---|--------------------|
| Surplus revenue appropriated .. | \$3,500.00 |
| Miscellaneous revenues realized .. | 11,751.82 |
| State aid revenues realized | 2,428.80 |
| Delinquent taxes including | |
| liens—1952 collections | 7,483.36 |
| current taxes—1952 collections .. | 55,250.01 |
| Emergency borrowings | |
| TOTAL RECEIPTS AND REVENUES REALIZED | \$80,413.99 |

CAPITAL OUTLAY—1952

| | |
|----------------------------------|-------|
| Beaches and boardwalks | |
| Buildings and equipment | |
| Parks and playgrounds | |
| Sewers | |
| Streets, roads and bridges | |
| Water supply | |
| Other | |

| | |
|------------------------------|---------------|
| Tax rate | \$9.66 |
| Local school tax rate | 5.53 |
| County tax rate | 2.12 |
| Local purpose tax rate | 2.01 |

TAXES

| | | |
|--|-------------|--------------------|
| Local school tax ... | \$35,100.66 | |
| County taxes | 13,490.24 | |
| Special district taxes | | |
| Local purpose levy | | \$48,590.90 |
| | | 12,684.94 |
| Total tax levy (tax duplicate) .. | | \$61,275.84 |

| | |
|--|----------------|
| Per Capita Total Tax Levy | \$46.00 |
|--|----------------|

Current

| | |
|--|-------------|
| 1952 taxes levied (total) | \$62,085.93 |
| Collected in 1952 | 55,250.01 |
| Per cent of levy collected in 1952 ... | 88.99 |
| Transferred to liens | 364.16 |
| Cancelled, abated or adjusted | 67.62 |
| Outstanding December 31, 1952 .. | \$6,404.14 |

All Prior Years Outstanding

| | |
|---------------------------------|------------|
| Balance January 1, 1952 | \$9,483.06 |
| Collected in 1952 | 6,533.35 |
| Balance December 31, 1952 | \$1,322.99 |

Tax Title Liens Outstanding

| | |
|---------------------------------|-------------|
| Balance January 1, 1952 | \$19,284.88 |
| Redeemed by cash | 950.01 |
| Balance December 31, 1952 | \$17,454.25 |

Property Acquired by Deed or Foreclosure

| | |
|---------------------------------|------------|
| Balance January 1, 1952 | \$2,830.00 |
| Sale for cash | 375.00 |
| Balance December 31, 1952 | \$2,830.00 |

CAPITAL DEBT, DECEMBER 31, 1952

| | |
|------------------------------------|--------------------|
| Gross Debt | |
| School debt | \$52,000.00 |
| Self-liquidating debt | |
| Other capital debt | 25,000.00 |
| TOTAL GROSS DEBT | \$77,000.00 |
| Per Capita Gross Debt | \$57.81 |

Deductions for

| | |
|-------------------------------|--------------------|
| School debt | \$44,922.00 |
| Self-liquidating debt | |
| Other capital debt | 210.00 |
| TOTAL DEDUCTIONS | 45,132.00 |
| NET DEBT | \$31,868.00 |

Average Assessed Valuations

| | |
|---------------------------------|--------------|
| Real Property 1950-1951-1952 .. | \$561,523.00 |
| Per Cent of Net Debt | 5.67 |

CURRENT FINANCES DECEMBER 31, 1952

| | |
|-------------------------------------|--------------------|
| Cash | \$8,207.16 |
| Taxes receivable | 7,727.13 |
| Tax title liens | 17,454.25 |
| Foreclosed property | 2,830.00 |
| Accounts receivable | 5,917.41 |
| State road aid receivable | |
| Emergencies and deferred charges .. | |
| TOTAL ASSETS | \$42,135.95 |

| | |
|------------------------|------------|
| Cash liabilities | \$2,554.97 |
| Reserves | 33,928.79 |
| Surplus revenue | 5,652.19 |

| | |
|--|--------------------|
| TOTAL LIABILITIES AND SURPLUS | \$42,135.95 |
|--|--------------------|

UNION TOWNSHIP—HUNTERDON COUNTY

Population Census, 1950—1,557 Land Area 20.5 sq. mi. Net Valuation Taxable \$1,076,408

| | |
|--|--------------------|
| EXPENDITURES AND REQUIRED PAYMENTS FOR 1952 | |
| General Government | |
| Administrative and executive | \$3,065.00 |
| Assessment and collection of taxes | 1,475.00 |
| Finance Department | 375.00 |
| Protection to Persons & Property | |
| Fire | 400.00 |
| Police | 770.00 |
| Other | |
| Streets and Roads | |
| Repairs and maintenance | 20,151.11 |
| Street lighting | 350.00 |
| Sanitation | |
| Street cleaning | |
| Garbage and ash removal | |
| Sewers | |
| Health and Charities | |
| Health service | 465.00 |
| Poor (including relief) | 200.00 |
| Hospitals (aid and maintenance) | |
| Other | |
| Recreation | |
| Beaches and boardwalks | |
| Parks and playgrounds | |
| Other | |
| Educational (Exclusive of school districts) .. | |
| | |
| Unclassified Purposes (Including contingent) | |
| | 250.00 |
| SUB-TOTAL—Municipal functions.. | \$27,501.11 |
| Per Capita—Municipal functions | |
| | \$17.66 |
| Capital imp'ts and capital imp't fund | |
| Debt Service | |
| Principal payments | |
| Interest payments | |
| Total | |
| Per Capita Debt | |
| Service | |
| Deferred Charges and Statutory Expenditures | |
| Emergencies | |
| Other deferred chgs. | \$611.59 |
| Total | 611.59 |
| TOTAL—Municipal expenditures .. | \$29,491.72 |
| Required Payments for Local School, County, and Special District Taxes | |
| | 43,286.49 |
| TOTAL EXPENDITURES AND REQUIRED PAYMENTS | \$72,778.21 |
| Reserve for uncollected taxes | \$16,678.22 |
| GRAND TOTAL—Budget | \$89,456.43 |
| RECEIPTS AND REVENUES REALIZED IN 1952 TO MEET EXPENDITURES AND REQUIRED PAYMENTS | |
| Surplus revenue appropriated .. | \$16,000.00 |
| Miscellaneous revenues realized .. | 8,808.89 |
| State aid revenues realized | 7,345.00 |
| Delinquent taxes including liens—1952 collections | 9,859.16 |
| Current taxes—1952 collections .. | 43,286.49 |
| Emergency borrowings | |
| TOTAL RECEIPTS AND REVENUES REALIZED | \$85,209.54 |

CAPITAL OUTLAY—1952

| | |
|----------------------------------|-------------|
| Beaches and boardwalks | |
| Buildings and equipment | |
| Parks and playgrounds | |
| Sewers | |
| Streets, roads and bridges | |
| Water supply | |
| Other | \$13,055.74 |

| | |
|------------------------------|---------------|
| Tax rate | \$5.41 |
| Local school tax rate | 3.75 |
| County tax rate | 1.00 |
| Local purpose tax rate | 0.66 |

TAXES

| | | |
|--|--------------|--------------------|
| Local school tax ... | \$40,410.15 | |
| County taxes | 10,765.37 | |
| Special district taxes | | |
| Local purpose levy | | \$51,175.52 |
| | | 6,974.94 |
| Total tax levy (tax duplicate) .. | | \$58,150.46 |

Per Capita Total Tax Levy **\$37.35**

| | |
|--|-------------|
| Current | |
| 1952 taxes levied (total) | \$58,616.26 |
| Collected in 1952 | 43,286.49 |
| Per cent of levy collected in 1952 ... | 73.84 |
| Transferred to liens | 13.53 |
| Cancelled, abated or adjusted .. | 221.40 |
| Outstanding December 31, 1952 .. | \$15,094.84 |

| | |
|------------------------------------|-------------|
| All Prior Years Outstanding | |
| Balance January 1, 1952 | \$10,627.63 |
| Collected in 1952 | 9,859.16 |
| Balance December 31, 1952 | \$626.88 |

| | |
|------------------------------------|----------|
| Tax Title Liens Outstanding | |
| Balance January 1, 1952 | \$413.59 |
| Redeemed by cash | |
| Balance December 31, 1952 | \$459.86 |

| | |
|---|-------|
| Property Acquired by Deed or Foreclosure | |
| Balance January 1, 1952 | |
| Sale for cash | |
| Balance December 31, 1952 | |

CAPITAL DEBT, DECEMBER 31, 1952

| | |
|------------------------------------|---------------------|
| Gross Debt | |
| School debt | \$230,674.00 |
| Self-liquidating debt .. | |
| Other capital debt .. | 2,459.00 |
| TOTAL GROSS DEBT | \$233,133.00 |
| Per Capita Gross Debt | |
| | \$149.73 |

| | |
|-------------------------------|---------------------|
| Deductions for | |
| School debt | \$118,621.00 |
| Self-liquidating debt .. | |
| Other capital debt .. | 2,460.00 |
| TOTAL DEDUCTIONS | 121,081.00 |
| NET DEBT | \$112,052.00 |

| | |
|------------------------------------|--------------|
| Average Assessed Valuations | |
| Real Property 1950-1951-1952 .. | \$882,462.00 |
| Per Cent of Net Debt | 12.69 |

CURRENT FINANCES DECEMBER 31, 1952

| | |
|--|--------------------|
| Cash | \$44,923.15 |
| Taxes receivable | 15,721.72 |
| Tax title liens | 459.86 |
| Foreclosed property | |
| Accounts receivable | 2,070.57 |
| State road aid receivable .. | |
| Emergencies and deferred charges .. | |
| TOTAL ASSETS | \$63,175.30 |
| Cash liabilities | \$20,550.52 |
| Reserves | 18,252.15 |
| Surplus revenue | 24,372.63 |
| TOTAL LIABILITIES AND SURPLUS | \$63,175.30 |

UNION TOWNSHIP—OCEAN COUNTY

Population Census, 1950—1,173 Land Area 33.3 sq. mi. Net Valuation Taxable \$677,229

| | |
|--|--------------------|
| EXPENDITURES AND REQUIRED PAYMENTS FOR 1952 | |
| General Government | |
| Administrative and executive | \$4,724.11 |
| Assessment and collection of taxes | 1,985.62 |
| Finance Department | 221.00 |
| Protection to Persons & Property | |
| Fire | 5,050.00 |
| Police | 2,398.48 |
| Other | |
| Streets and Roads | |
| Repairs and maintenance | 7,262.22 |
| Street lighting | 1,897.54 |
| Sanitation | |
| Street cleaning | |
| Garbage and ash removal | 3,180.00 |
| Sewers | |
| Health and Charities | |
| Health service | 50.00 |
| Poor (including relief) | 1,788.00 |
| Hospitals (aid and maintenance) | |
| Other | |
| Recreation | |
| Beaches and boardwalks | |
| Parks and playgrounds | |
| Other | |
| Educational | |
| (Exclusive of school districts) .. | 104.00 |
| Unclassified Purposes | |
| (Including contingent) | 377.00 |
| SUB-TOTAL—Municipal functions.. | \$29,037.97 |

| | |
|---|----------------|
| Per Capita—Municipal functions | \$24.76 |
| Capital imp'ts and capital imp't fund | |
| Debt Service | |
| Principal payments .. | |
| Interest payments .. | |
| Total | |

| | |
|--|-----------------|
| Per Capita Debt Service | |
| Deferred Charges and Statutory Expenditures | |
| Emergencies | |
| Other deferred chgs. | \$175.00 |
| Total | \$175.00 |

| | |
|---|--------------------|
| TOTAL—Municipal expenditures .. | \$29,212.97 |
| Required Payments for Local School, County, and Special District Taxes | 50,410.04 |

| | |
|---|--------------------|
| TOTAL EXPENDITURES AND REQUIRED PAYMENTS | \$79,623.01 |
| Reserve for uncollected taxes | \$13,404.38 |
| GRAND TOTAL—Budget | \$93,027.39 |

| | |
|--|--------------------|
| RECEIPTS AND REVENUES REALIZED IN 1952 TO MEET EXPENDITURES AND REQUIRED PAYMENTS | |
| Surplus revenue appropriated .. | \$6,200.00 |
| Miscellaneous revenues realized .. | 15,086.02 |
| State aid revenues realized | 6,681.00 |
| Delinquent taxes including liens—1952 collections .. | 8,242.98 |
| Current taxes—1952 collections .. | 49,791.50 |
| Emergency borrowings | |
| TOTAL RECEIPTS AND REVENUES REALIZED | \$86,001.50 |

| | |
|----------------------------------|-------|
| CAPITAL OUTLAY—1952 | |
| Beaches and boardwalks | |
| Buildings and equipment | |
| Parks and playgrounds | |
| Sewers | |
| Streets, roads and bridges | |
| Water supply | |
| Other | |

| | |
|------------------------------|---------------|
| Tax rate | \$8.66 |
| Local school tax rate | 5.33 |
| County tax rate | 2.12 |
| Local purpose tax rate | 1.21 |

| | |
|--|--------------------|
| TAXES | |
| Local school tax ... | \$36,069.00 |
| County taxes | 14,341.04 |
| Special district taxes | |
| Local purpose levy | \$50,410.04 |
| Total tax levy (tax duplicate) .. | 9,129.60 |
| Per Capita Total Tax Levy | \$50.76 |

| | |
|--|-------------|
| Current | |
| 1952 taxes levied (total) | \$59,714.63 |
| Collected in 1952 | 49,791.50 |
| Per cent of levy collected in 1952 ... | 83.38 |
| Transferred to liens | 1,392.97 |
| Cancelled, abated or adjusted .. | 334.65 |
| Outstanding December 31, 1952 .. | \$8,195.51 |

| | |
|------------------------------------|-------------|
| All Prior Years Outstanding | |
| Balance January 1, 1952 | \$13,076.72 |
| Collected in 1952 | 7,485.46 |
| Balance December 31, 1952 | \$4,901.08 |

| | |
|------------------------------------|-------------|
| Tax Title Liens Outstanding | |
| Balance January 1, 1952 | \$32,943.12 |
| Redeemed by cash | 757.52 |
| Balance December 31, 1952 | \$33,541.64 |

| | |
|---|------------|
| Property Acquired by Deed or Foreclosure | |
| Balance January 1, 1952 | \$1,676.00 |
| Sale for cash | 750.00 |
| Balance December 31, 1952 | \$1,351.00 |

| | |
|--|--------------------|
| CAPITAL DEBT, DECEMBER 31, 1952 | |
| Gross Debt | |
| School debt | \$92,000.00 |
| Self-liquidating debt | |
| Other capital debt .. | |
| TOTAL GROSS DEBT | \$92,000.00 |
| Per Capita Gross Debt | \$78.43 |

| | |
|-------------------------------|--------------------|
| Deductions for | |
| School debt | \$48,998.00 |
| Self-liquidating debt | |
| Other capital debt .. | |
| TOTAL DEDUCTIONS | 48,998.00 |
| NET DEBT | \$43,002.00 |

| | |
|------------------------------------|--------------|
| Average Assessed Valuations | |
| Real Property 1950-1951-1952 .. | \$612,477.00 |
| Per Cent of Net Debt | 7.02 |

| | |
|---|--------------------|
| CURRENT FINANCES DECEMBER 31, 1952 | |
| Cash | \$19,066.43 |
| Taxes receivable | 13,096.59 |
| Tax title liens | 33,541.64 |
| Foreclosed property | 1,351.00 |
| Accounts receivable | 881.90 |
| State road aid receivable | 6,249.77 |
| Emergencies and deferred charges .. | 800.00 |
| TOTAL ASSETS | \$74,987.33 |

| | |
|--|--------------------|
| Cash liabilities | \$7,546.85 |
| Reserves | 48,871.13 |
| Surplus revenue | 18,569.35 |
| TOTAL LIABILITIES AND SURPLUS | \$74,987.33 |

UNION TOWNSHIP—UNION COUNTY

Population Census, 1950—38,004

Land Area 9.0 sq. mi.

Net Valuation Taxable \$53,719,125

| | |
|--|-----------------------|
| EXPENDITURES AND REQUIRED PAYMENTS FOR 1952 | |
| General Government | |
| Administrative and executive | \$124,104.30 |
| Assessment and collection of taxes | 83,558.00 |
| Finance Department | 16,060.00 |
| Protection to Persons & Property | |
| Fire | 267,430.00 |
| Police | 360,694.00 |
| Other | |
| Streets and Roads | |
| Repairs and maintenance | 112,287.00 |
| Street lighting | 61,300.00 |
| Sanitation | |
| Street cleaning | |
| Garbage and ash removal | 90,000.00 |
| Sewers | 23,987.00 |
| Health and Charities | |
| Health service | 41,901.00 |
| Poor (including relief) | 7,460.00 |
| Hospitals (aid and maintenance) | |
| Other | 5,300.00 |
| Recreation | |
| Beaches and boardwalks | |
| Parks and playgrounds | 30,850.00 |
| Other | |
| Educational (Exclusive of school districts) .. | |
| | 59,970.00 |
| Unclassified Purposes (Including contingent) | |
| | 58,464.00 |
| SUB-TOTAL—Municipal functions.. | \$1,343,365.30 |
| Per Capita—Municipal functions | \$35.35 |
| Capital imp'ts and capital imp't fund | \$20,000.00 |
| Debt Service | |
| Principal payments .. | \$272,349.26 |
| Interest payments .. | 28,061.00 |
| Total | 300,410.26 |
| Per Capita Debt Service | |
| | \$7.00 |
| Deferred Charges and Statutory Expenditures | |
| Emergencies | \$3,000.00 |
| Other deferred chgs. | 49,432.61 |
| Total | 52,432.61 |
| TOTAL—Municipal expenditures .. | \$1,716,208.17 |
| Required Payments for Local School, County, and Special District Taxes | |
| | 2,202,326.78 |
| TOTAL EXPENDITURES AND REQUIRED PAYMENTS | \$3,918,534.95 |
| Reserve for uncollected taxes | \$300,316.67 |
| GRAND TOTAL—Budget | \$4,218,851.62 |
| RECEIPTS AND REVENUES REALIZED IN 1952 TO MEET EXPENDITURES AND REQUIRED PAYMENTS | |
| Surplus revenue appropriated .. | \$300,000.00 |
| Miscellaneous revenues realized .. | 652,020.74 |
| State aid revenues realized | 33,755.98 |
| Delinquent taxes including liens—1952 collections .. | |
| | 135,316.40 |
| Current taxes—1952 collections.. | 3,328,373.68 |
| Emergency borrowings | |
| TOTAL RECEIPTS AND REVENUES REALIZED | \$4,449,466.80 |
| CAPITAL OUTLAY—1952 | |
| Beaches and boardwalks | |
| Buildings and equipment | \$49,028.23 |
| Parks and playgrounds | 9,580.05 |
| Sewers | 109,378.24 |
| Streets, roads and bridges | 112,800.11 |
| Water supply | |
| Other | 23,631.90 |

| | |
|---|-----------------------|
| Tax rate | \$6.20 |
| Local school tax rate | 3.26 |
| County tax rate | 0.84 |
| Local purpose tax rate | 2.10 |
| TAXES | |
| Local school tax ... | \$1,750,298.13 |
| County taxes | 452,028.65 |
| Special district taxes | |
| Local purpose levy | \$2,202,326.78 |
| | 1,131,551.84 |
| Total tax levy (tax duplicate) .. | \$3,333,878.62 |
| Per Capita Total Tax Levy | \$87.72 |
| Current | |
| 1952 taxes levied (total) | \$3,439,502.29 |
| Collected in 1952 | 3,328,373.68 |
| Per cent of levy collected in 1952 .. | 96.77 |
| Transferred to liens | 7,002.34 |
| Cancelled, abated or adjusted .. | 12,386.37 |
| Outstanding December 31, 1952 .. | \$91,739.90 |
| All Prior Years Outstanding | |
| Balance January 1, 1952 | \$111,624.42 |
| Collected in 1952 | 85,293.67 |
| Balance December 31, 1952 | \$20,927.13 |
| Tax Title Liens Outstanding | |
| Balance January 1, 1952 | \$101,419.21 |
| Redeemed by cash | 50,022.73 |
| Balance December 31, 1952 | \$47,392.35 |
| Property Acquired by Deed or Foreclosure | |
| Balance January 1, 1952 | \$857,316.98 |
| Sale for cash | 184,927.13 |
| Balance December 31, 1952 | \$861,799.13 |
| CAPITAL DEBT, DECEMBER 31, 1952 | |
| Gross Debt | |
| School debt | \$3,360,000.00 |
| Self-liquidating debt .. | |
| Other capital debt .. | 2,003,700.00 |
| TOTAL GROSS DEBT | \$5,363,700.00 |
| Per Capita Gross Debt | \$141.14 |
| Deductions for | |
| School debt | \$3,360,000.00 |
| Self-liquidating debt .. | |
| Other capital debt .. | 300,000.00 |
| TOTAL DEDUCTIONS | 3,660,000.00 |
| NET DEBT | \$1,703,700.00 |
| Average Assessed Valuations | |
| Real Property 1950-1951-1952 .. | \$44,660,129.00 |
| Per Cent of Net Debt | 3.81 |
| CURRENT FINANCES DECEMBER 31, 1952 | |
| Cash | \$1,341,180.70 |
| Taxes receivable | 112,667.03 |
| Tax title liens | 47,392.35 |
| Foreclosed property | 861,799.13 |
| Accounts receivable | 293,371.80 |
| State road aid receivable | 3,771.32 |
| Emergencies and deferred charges .. | 5,500.00 |
| TOTAL ASSETS | \$2,665,682.33 |
| Cash liabilities | \$488,889.13 |
| Reserves | 1,315,230.31 |
| Surplus revenue | 861,562.89 |
| TOTAL LIABILITIES AND SURPLUS | \$2,665,682.33 |

UNION BEACH BOROUGH—MONMOUTH COUNTY

Population Census, 1950—3,636

Land Area 1.8 sq. mi.

Net Valuation Taxable \$1,461,265

EXPENDITURES AND REQUIRED PAYMENTS FOR 1952

| | |
|---|--------------------|
| General Government | |
| Administrative and executive | \$9,925.00 |
| Assessment and collection of taxes | 7,000.00 |
| Finance Department | 250.00 |
| Protection to Persons & Property | |
| Fire | 9,000.00 |
| Police | 14,463.80 |
| Other | |
| Streets and Roads | |
| Repairs and maintenance | 15,051.20 |
| Street lighting | 3,500.00 |
| Sanitation | |
| Street cleaning | |
| Garbage and ash removal | 5,300.00 |
| Sewers | |
| Health and Charities | |
| Health service | 1,475.00 |
| Poor (including relief) | 550.00 |
| Hospitals (aid and maintenance) | |
| Other | 360.00 |
| Recreation | |
| Beaches and boardwalks | |
| Parks and playgrounds | 550.00 |
| Other | |
| Educational | |
| (Exclusive of school districts) .. | 400.00 |
| Unclassified Purposes | |
| (Including contingent) | 300.00 |
| SUB-TOTAL—Municipal functions.. | \$68,125.00 |

| | |
|---|--------------------|
| Per Capita—Municipal functions | \$18.74 |
| Capital imp'ts and capital imp't fund | |
| Debt Service | |
| Principal payments .. | \$20,000.00 |
| Interest payments .. | 16,745.40 |
| Total | \$36,745.40 |

| | |
|--|---------------------|
| Per Capita Debt Service | \$10.11 |
| Deferred Charges and Statutory Expenditures | |
| Emergencies | \$8,717.00 |
| Other deferred chgs. | 3,260.46 |
| Total | 11,977.46 |
| TOTAL—Municipal expenditures .. | \$116,847.86 |

| | |
|---|-------------------|
| Required Payments for Local School, County, and Special District Taxes | 103,768.13 |
|---|-------------------|

TOTAL EXPENDITURES AND REQUIRED PAYMENTS

| | |
|-------------------------------------|---------------------|
| \$220,615.99 | |
| Reserve for uncollected taxes | \$39,996.60 |
| GRAND TOTAL—Budget | \$260,612.59 |

RECEIPTS AND REVENUES REALIZED IN 1952 TO MEET EXPENDITURES AND REQUIRED PAYMENTS

| | |
|---|---------------------|
| Surplus revenue appropriated .. | \$28,477.46 |
| Miscellaneous revenues realized .. | 40,145.57 |
| State aid revenues realized | 3,592.00 |
| Delinquent taxes including | |
| liens—1952 collections | 26,286.43 |
| Current taxes—1952 collections .. | 137,738.69 |
| Emergency borrowings | |
| TOTAL RECEIPTS AND REVENUES REALIZED | \$236,240.15 |

CAPITAL OUTLAY—1952

| | |
|----------------------------------|-------|
| Beaches and boardwalks | |
| Buildings and equipment | |
| Parks and playgrounds | |
| Sewers | |
| Streets, roads and bridges | |
| Water supply | |
| Other | |

| | |
|------------------------------|----------------|
| Tax rate | \$11.90 |
| Local school tax rate | 5.49 |
| County tax rate | 1.61 |
| Local purpose tax rate | 4.80 |

TAXES

| | | |
|--|---------------------|--|
| Local school tax .. | \$80,281.12 | |
| County taxes | 23,487.01 | |
| Special district taxes | | |
| Local purpose levy | \$103,768.13 | |
| | 70,000.00 | |
| Total tax levy (tax duplicate) .. | \$173,768.13 | |
| Per Capita Total Tax Levy | \$47.79 | |

| | |
|---------------------------------------|--------------|
| Current | |
| 1952 taxes levied (total) | \$174,974.31 |
| Collected in 1952 | 137,738.69 |
| Per cent of levy collected in 1952 .. | 78.71 |
| Transferred to liens | 10,513.51 |
| Cancelled, abated or adjusted .. | 380.48 |
| Outstanding December 31, 1952 .. | \$26,341.63 |

| | |
|------------------------------------|-------------|
| All Prior Years Outstanding | |
| Balance January 1, 1952 | \$29,336.01 |
| Collected in 1952 | 22,405.86 |
| Balance December 31, 1952 | \$2,980.58 |

| | |
|------------------------------------|--------------|
| Tax Title Liens Outstanding | |
| Balance January 1, 1952 | \$113,176.18 |
| Redeemed by cash | 3,880.57 |
| Balance December 31, 1952 | \$113,836.40 |

| | |
|---|-------------|
| Property Acquired by Deed or Foreclosure | |
| Balance January 1, 1952 | \$53,311.25 |
| Sale for cash | 3,780.00 |
| Balance December 31, 1952 | \$52,936.25 |

CAPITAL DEBT, DECEMBER 31, 1952

| | |
|------------------------------------|---------------------|
| Gross Debt | |
| School debt | |
| Self-liquidating debt .. | |
| Other capital debt .. | \$463,535.00 |
| TOTAL GROSS DEBT | \$463,535.00 |
| Per Capita Gross Debt | \$127.48 |

| | |
|-------------------------------|---------------------|
| Deductions for | |
| School debt | |
| Self-liquidating debt .. | |
| Other capital debt .. | \$4,540.00 |
| TOTAL DEDUCTIONS | 4,540.00 |
| NET DEBT | \$458,995.00 |

| | |
|------------------------------------|----------------|
| Average Assessed Valuations | |
| Real Property 1950-1951-1952 .. | \$1,402,997.00 |
| Per Cent of Net Debt | 32.71 |

CURRENT FINANCES DECEMBER 31, 1952

| | |
|-------------------------------------|---------------------|
| Cash | \$46,533.66 |
| Taxes receivable | 29,322.21 |
| Tax title liens | 113,836.40 |
| Foreclosed property | 52,936.25 |
| Accounts receivable | 230.00 |
| State road aid receivable | |
| Emergencies and deferred charges .. | 1,000.00 |
| TOTAL ASSETS | \$243,858.52 |

| | |
|------------------------|------------|
| Cash liabilities | \$8,187.57 |
| Reserves | 196,324.86 |
| Surplus revenue | 39,346.09 |

| | |
|--|---------------------|
| TOTAL LIABILITIES AND SURPLUS | \$243,858.52 |
|--|---------------------|

UNION CITY—CITY—HUDSON COUNTY

Population Census, 1950—55,537 Land Area 1.4 sq. mi. Net Valuation Taxable \$65,628,534

| | |
|--|-----------------------|
| EXPENDITURES AND REQUIRED PAYMENTS FOR 1952 | |
| General Government | |
| Administrative and executive | \$343,404.12 |
| Assessment and collection of taxes | 61,125.00 |
| Finance Department | 10,540.00 |
| Protection to Persons & Property | |
| Fire | 495,505.00 |
| Police | 527,010.00 |
| Other | 131,992.88 |
| Streets and Roads | |
| Repairs and maintenance | 105,945.74 |
| Street lighting | 64,450.00 |
| Sanitation | |
| Street cleaning | 181,419.00 |
| Garbage and ash removal | 153,000.00 |
| Sewers | |
| Health and Charities | |
| Health service | 80,695.00 |
| Poor (including relief) | 134,359.00 |
| Hospitals (aid and maintenance) | |
| Other | |
| Recreation | |
| Beaches and boardwalks | |
| Parks and playgrounds | 113,671.00 |
| Other | 16,880.00 |
| Educational | |
| (Exclusive of school districts) .. | 57,142.00 |
| Unclassified Purposes | |
| (Including contingent) | 12,593.40 |
| SUB-TOTAL—Municipal functions.. | \$2,489,732.14 |

| | |
|--|--------------------|
| Per Capita—Municipal functions | \$44.83 |
| Capital imp'ts and capital imp't fund | \$48,000.00 |
| Debt Service | |
| Principal payments .. | \$298,006.95 |
| Interest payments .. | 179,591.39 |
| Total | *477,598.34 |
| Per Capita Debt Service | |
| | \$8.60 |
| Deferred Charges and Statutory Expenditures | |
| Emergencies | \$112,935.00 |
| Other deferred chgs. .. | 132,897.06 |
| Total | 245,832.06 |

TOTAL—Municipal expenditures ... **\$3,261,162.54**

Required Payments for Local School, County, and Special District Taxes **2,566,979.31**

TOTAL EXPENDITURES AND REQUIRED PAYMENTS **\$5,828,141.85**

Reserve for uncollected taxes

GRAND TOTAL—Budget **\$6,142,149.84**

RECEIPTS AND REVENUES REALIZED IN 1952 TO MEET EXPENDITURES AND REQUIRED PAYMENTS

| | |
|---|--------------|
| Surplus revenue appropriated .. | \$112,935.00 |
| Miscellaneous revenues realized .. | 522,103.27 |
| State aid revenues realized | 27,171.00 |
| Delinquent taxes including liens—1952 collections | 209,823.69 |
| Current taxes—1952 collections .. | 4,996,218.27 |
| Emergency borrowings | |

TOTAL RECEIPTS AND REVENUES REALIZED **\$5,868,251.23**

CAPITAL OUTLAY—1952

| | |
|----------------------------------|--------------|
| Beaches and boardwalks | |
| Buildings and equipment | \$203,159.32 |
| Parks and playgrounds | |
| Sewers | |
| Streets, roads and bridges | 7,931.72 |
| Water supply | |
| Other | 30,363.30 |

* Includes \$134,931.00 Art. VI School Debt Service.

241,454.34
501

| | |
|------------------------------|---------------|
| Tax rate | \$8.02 |
| Local school tax rate | 2.18 |
| County tax rate | 1.73 |
| Local purpose tax rate | 4.11 |

TAXES

| | | |
|--|----------------|-----------------------|
| Local school tax ... | \$1,429,550.00 | |
| County taxes | 1,137,429.31 | |
| Special district taxes | | |
| Local purpose levy | | \$2,566,979.31 |
| | | 2,709,907.81 |
| Total tax levy (tax duplicate) .. | | \$2,276,887.12 |

Per Capita Total Tax Levy **\$95.02**

| | |
|--|----------------|
| Current | |
| 1952 taxes levied (total) | \$5,279,810.69 |
| Collected in 1952 | 4,996,218.27 |
| Per cent of levy collected in 1952 ... | 94.63 |
| Transferred to liens | 4,498.81 |
| Cancelled, abated or adjusted .. | 36,237.89 |
| Outstanding December 31, 1952 .. | \$242,855.72 |

| | |
|------------------------------------|--------------|
| All Prior Years Outstanding | |
| Balance January 1, 1952 | \$256,606.00 |
| Collected in 1952 | 202,262.31 |
| Balance December 31, 1952 | \$37,479.84 |

| | |
|------------------------------------|-------------|
| Tax Title Liens Outstanding | |
| Balance January 1, 1952 | \$25,500.39 |
| Redeemed by cash | 2,478.88 |
| Balance December 31, 1952 | \$23,087.35 |

| | |
|---|-------------|
| Property Acquired by Deed or Foreclosure | |
| Balance January 1, 1952 | \$68,750.00 |
| Sale for cash | 5,082.50 |
| Balance December 31, 1952 | \$54,450.00 |

CAPITAL DEBT, DECEMBER 31, 1952

| | |
|------------------------------------|-----------------------|
| Gross Debt | |
| School debt | \$1,473,000.00 |
| Self-liquidating debt .. | |
| Other capital debt .. | 4,676,000.00 |
| TOTAL GROSS DEBT | \$6,149,000.00 |
| Per Capita Gross Debt | \$110.72 |

| | |
|--------------------------|----------------|
| Deductions for | |
| School debt | \$1,473,000.00 |
| Self-liquidating debt .. | |
| Other capital debt .. | 392,916.00 |

TOTAL DEDUCTIONS **1,865,916.00**
NET DEBT **\$4,283,084.00**

Average Assessed Valuations
Real Property 1950-1951-1952.. **\$58,583,862.00**
Per Cent of Net Debt **7.31**

CURRENT FINANCES DECEMBER 31, 1952

| | |
|-------------------------------------|--------------|
| Cash | \$182,102.57 |
| Taxes receivable | 280,335.56 |
| Tax title liens | 23,087.35 |
| Foreclosed property | 54,450.00 |
| Accounts receivable | 6,630.76 |
| State road aid receivable | |
| Emergencies and deferred charges .. | 47,539.17 |

TOTAL ASSETS **\$594,145.41**

| | |
|------------------------|--------------|
| Cash liabilities | \$126,257.16 |
| Reserves | 364,503.67 |
| Surplus revenue | 103,384.68 |

TOTAL LIABILITIES AND SURPLUS **\$594,145.41**

UPPER TOWNSHIP—CAPE MAY COUNTY

Population Census, 1950—1,922

Land Area 65.7 sq. mi.

Net Valuation Taxable \$1,502,933

EXPENDITURES AND REQUIRED PAYMENTS FOR 1952

| | |
|---|--------------------|
| General Government | |
| Administrative and executive | \$9,790.96 |
| Assessment and collection of taxes | 2,577.20 |
| Finance Department | 600.00 |
| Protection to Persons & Property | |
| Fire | |
| Police | 1,335.78 |
| Other | |
| Streets and Roads | |
| Repairs and maintenance | 15,522.22 |
| Street lighting | |
| Sanitation | |
| Street cleaning | |
| Garbage and ash removal | |
| Sewers | |
| Health and Charities | |
| Health service | 1,182.53 |
| Poor (including relief) | 1,175.50 |
| Hospitals (aid and maintenance) | |
| Other | 61.05 |
| Recreation | |
| Beaches and boardwalks | |
| Parks and playgrounds | |
| Other | |
| Educational | |
| (Exclusive of school districts) .. | |
| Unclassified Purposes | |
| (Including contingent) | |
| SUB-TOTAL—Municipal functions.. | \$32,245.24 |

| | |
|---|----------------|
| Per Capita—Municipal functions | \$16.78 |
| Capital imp'ts and capital imp't fund | \$5,394.44 |
| Debt Service | |
| Principal payments | |
| Interest payments | |
| Total | |

| | |
|--|------------------|
| Per Capita Debt Service | |
| Deferred Charges and Statutory Expenditures | |
| Emergencies | |
| Other deferred chgs. \$60,000.00 | |
| Total | 60,000.00 |

TOTAL—Municipal expenditures .. **\$97,639.68**

Required Payments for Local School, County, and Special District Taxes **98,758.07**

TOTAL EXPENDITURES AND REQUIRED PAYMENTS **\$196,397.75**

Reserve for uncollected taxes

GRAND TOTAL—Budget

\$229,344.03

RECEIPTS AND REVENUES REALIZED IN 1952 TO MEET EXPENDITURES AND REQUIRED PAYMENTS

| | |
|---|---------------------|
| Surplus revenue appropriated .. | \$80,000.00 |
| Miscellaneous revenues realized .. | 28,908.08 |
| State aid revenues realized | 11,382.00 |
| Delinquent taxes including | |
| liens—1952 collections | 16,400.19 |
| Current taxes—1952 collections.. | 84,744.46 |
| Emergency borrowings | |
| TOTAL RECEIPTS AND REVENUES REALIZED | \$221,434.73 |

CAPITAL OUTLAY—1952

| | |
|----------------------------------|-------|
| Beaches and boardwalks | |
| Buildings and equipment | |
| Parks and playgrounds | |
| Sewers | |
| Streets, roads and bridges | |
| Water supply | |
| Other | |

| | |
|------------------------------|---------------|
| Tax rate | \$6.67 |
| Local school tax rate | 4.78 |
| County tax rate | 1.26 |
| Local purpose tax rate | 0.63 |

TAXES

| | | |
|--|---------------------|-----------------|
| Local school tax ... | \$71,800.00 | |
| County taxes | 18,956.50 | |
| Special district taxes | 8,001.57 | |
| Local purpose levy | \$98,758.07 | 9,820.94 |
| Total tax levy (tax duplicate) .. | \$108,579.01 | |

Per Capita Total Tax Levy **\$56.49**

Current

| | |
|--|--------------|
| 1952 taxes levied (total) | \$109,225.96 |
| Collected in 1952 | 84,744.46 |
| Per cent of levy collected in 1952 ... | 77.59 |
| Transferred to liens | 1,765.83 |
| Cancelled, abated or adjusted .. | 618.02 |
| Outstanding December 31, 1952 .. | \$22,097.65 |

All Prior Years Outstanding

| | |
|---------------------------------|-------------|
| Balance January 1, 1952 | \$21,883.31 |
| Collected in 1952 | 15,612.69 |
| Balance December 31, 1952 | \$5,980.98 |

Tax Title Liens Outstanding

| | |
|---------------------------------|-------------|
| Balance January 1, 1952 | \$49,475.23 |
| Redeemed by cash | 787.50 |
| Balance December 31, 1952 | \$47,855.88 |

Property Acquired by Deed or Foreclosure

| | |
|---------------------------------|------------|
| Balance January 1, 1952 | \$60.00 |
| Sale for cash | |
| Balance December 31, 1952 | \$1,655.00 |

CAPITAL DEBT, DECEMBER 31, 1952

| | |
|-------------------------------|---------------------|
| Gross Debt | |
| School debt | \$134,000.00 |
| Self-liquidating debt. | |
| Other capital debt .. | |
| TOTAL GROSS DEBT | \$134,000.00 |

Per Capita Gross Debt **\$69.72**

Deductions for

| | |
|-------------------------------|------------------|
| School debt | \$82,572.00 |
| Self-liquidating debt. | |
| Other capital debt .. | |
| TOTAL DEDUCTIONS | 82,572.00 |

NET DEBT **\$51,428.00**

Average Assessed Valuations

| | |
|--------------------------------|----------------|
| Real Property 1950-1951-1952.. | \$1,376,204.00 |
| Per Cent of Net Debt | 3.73 |

CURRENT FINANCES DECEMBER 31, 1952

| | |
|-------------------------------------|---------------------|
| Cash | \$86,759.05 |
| Taxes receivable | 28,078.63 |
| Tax title liens | 47,855.88 |
| Foreclosed property | 1,655.00 |
| Accounts receivable | 524.80 |
| State road aid receivable | 712.89 |
| Emergencies and deferred charges .. | |
| TOTAL ASSETS | \$165,586.25 |

| | |
|--|---------------------|
| Cash liabilities | \$33,316.31 |
| Reserves | 78,114.31 |
| Surplus revenue | 54,155.63 |
| TOTAL LIABILITIES AND SURPLUS | \$165,586.25 |

UPPER DEERFIELD TOWNSHIP—CUMBERLAND COUNTY

Population Census, 1950—5,203 Land Area 31.8 sq. mi. Net Valuation Taxable \$2,725,717

EXPENDITURES AND REQUIRED PAYMENTS FOR 1952

| | |
|---|--------------------|
| General Government | |
| Administrative and executive | \$4,008.51 |
| Assessment and collection of taxes | 2,891.49 |
| Finance Department | |
| Protection to Persons & Property | |
| Fire | 1,196.04 |
| Police | 1,600.00 |
| Other | |
| Streets and Roads | |
| Repairs and maintenance | 5,852.38 |
| Street lighting | 3,308.73 |
| Sanitation | |
| Street cleaning | |
| Garbage and ash removal | |
| Sewers | |
| Health and Charities | |
| Health service | 3,183.96 |
| Poor (including relief) | 1,450.00 |
| Hospitals (aid and maintenance) .. | |
| Other | 700.00 |
| Recreation | |
| Beaches and boardwalks | |
| Parks and playgrounds | |
| Other | |
| Educational | |
| (Exclusive of school districts) .. | |
| Unclassified Purposes | |
| (Including contingent) | 100.00 |
| SUB-TOTAL—Municipal functions.. | \$24,291.11 |

| | |
|--|--------------------|
| Per Capita—Municipal functions ... | \$4.67 |
| Capital imp'ts and capital imp't fund | \$2,666.66 |
| Debt Service | |
| Principal payments .. | |
| Interest payments .. | |
| Total | |
| Per Capita Debt | |
| Service | |
| Deferred Charges and Statutory Expenditures | |
| Emergencies | |
| Other deferred chgs. | \$100.50 |
| Total | 100.50 |
| TOTAL—Municipal expenditures ... | \$27,058.27 |

| | |
|---|-------------------|
| Required Payments for Local School, County, and Special District Taxes | 152,154.96 |
|---|-------------------|

| | |
|---|---------------------|
| TOTAL EXPENDITURES AND REQUIRED PAYMENTS | \$179,213.23 |
| Reserve for uncollected taxes | \$11,184.87 |
| GRAND TOTAL—Budget | \$190,398.10 |

| | |
|--|---------------------|
| RECEIPTS AND REVENUES REALIZED IN 1952 TO MEET EXPENDITURES AND REQUIRED PAYMENTS | |
| Surplus revenue appropriated .. | \$11,058.14 |
| Miscellaneous revenues realized. | 27,455.72 |
| State aid revenues realized | 8,165.80 |
| Delinquent taxes including | |
| liens—1952 collections | 5,689.11 |
| current taxes—1952 collections.. | 143,716.85 |
| Emergency borrowings | |
| TOTAL RECEIPTS AND REVENUES REALIZED | \$196,085.62 |

CAPITAL OUTLAY—1952

| | |
|----------------------------------|--|
| Beaches and boardwalks | |
| Buildings and equipment | |
| Parks and playgrounds | |
| Sewers | |
| Streets, roads and bridges | |
| Water supply | |
| Other | |

| | |
|------------------------------|---------------|
| Tax rate | \$5.58 |
| Local school tax rate | 4.21 |
| County tax rate | 1.37 |
| Local purpose tax rate | |

TAXES

| | |
|--|---------------------|
| Local school tax ... | \$114,899.02 |
| County taxes | 37,255.94 |
| Special district taxes | |
| Local purpose levy | \$152,154.96 |
| Total tax levy (tax duplicate) .. | \$152,154.96 |

| | |
|--|----------------|
| Per Capita Total Tax Levy | \$29.24 |
|--|----------------|

Current

| | |
|--|--------------|
| 1952 taxes levied (total) | \$153,043.13 |
| Collected in 1952 | 143,716.85 |
| Per cent of levy collected in 1952 ... | 93.90 |
| Transferred to liens | 5.58 |
| Cancelled, abated or adjusted | 762.41 |
| Outstanding December 31, 1952 .. | \$8,558.29 |

All Prior Years Outstanding

| | |
|---------------------------------|------------|
| Balance January 1, 1952 | \$6,202.12 |
| Collected in 1952 | 5,689.11 |
| Balance December 31, 1952 | \$448.89 |

Tax Title Liens Outstanding

| | |
|---------------------------------|----------|
| Balance January 1, 1952 | \$123.15 |
| Redeemed by cash | |
| Balance December 31, 1952 | \$128.73 |

Property Acquired by Deed or Foreclosure

| | |
|---------------------------------|--|
| Balance January 1, 1952 | |
| Sale for cash | |
| Balance December 31, 1952 | |

CAPITAL DEBT, DECEMBER 31, 1952

| | |
|------------------------------------|--------------------|
| Gross Debt | |
| School debt | \$98,000.00 |
| Self-liquidating debt | |
| Other capital debt .. | |
| TOTAL GROSS DEBT | \$98,000.00 |
| Per Capita Gross Debt | \$18.84 |

Deductions for

| | |
|-------------------------------|------------------|
| School debt | \$98,000.00 |
| Self-liquidating debt | |
| Other capital debt .. | |
| TOTAL DEDUCTIONS | 98,000.00 |
| NET DEBT | |

Average Assessed Valuations

| | |
|--------------------------------|----------------|
| Real Property 1950-1951-1952.. | \$2,288,815.00 |
| Per Cent of Net Debt | |

CURRENT FINANCES DECEMBER 31, 1952

| | |
|-------------------------------------|---------------------|
| Cash | \$106,661.03 |
| Taxes receivable | 9,007.18 |
| Tax title liens | 128.73 |
| Foreclosed property | |
| Accounts receivable | 1,004.55 |
| State road aid receivable | |
| Emergencies and deferred charges .. | 2,741.91 |
| TOTAL ASSETS | \$119,543.40 |

| | |
|------------------------|-------------|
| Cash liabilities | \$19,109.96 |
| Reserves | 10,140.46 |
| Surplus revenue | 90,292.98 |

| | |
|--|---------------------|
| TOTAL LIABILITIES AND SURPLUS | \$119,543.40 |
|--|---------------------|

UPPER FREEHOLD TOWNSHIP—MONMOUTH COUNTY

Population Census, 1950—2,193

Land Area 47.1 sq. mi.

Net Valuation Taxable \$1,659,478

EXPENDITURES AND REQUIRED PAYMENTS FOR 1952

| | |
|--|--------------------|
| General Government | |
| Administrative and executive | \$3,660.00 |
| Assessment and collection of taxes | 2,400.00 |
| Finance Department | |
| Protection to Persons & Property | |
| Fire | 1,000.00 |
| Police | 1,400.00 |
| Other | |
| Streets and Roads | |
| Repairs and maintenance | 22,150.00 |
| Street lighting | 325.00 |
| Sanitation | |
| Street cleaning | |
| Garbage and ash removal | |
| Sewers | |
| Health and Charities | |
| Health service | 225.00 |
| Poor (including relief) | 1,095.00 |
| Hospitals (aid and maintenance) | |
| Other | |
| Recreation | |
| Beaches and boardwalks | |
| Parks and playgrounds | |
| Other | |
| Educational (Exclusive of school districts) .. | |
| Unclassified Purposes (Including contingent) | |
| SUB-TOTAL—Municipal functions.. | \$32,255.00 |

| | |
|--|----------------|
| Per Capita—Municipal functions | \$14.71 |
| Capital imp'ts and capital imp't fund | \$6,700.00 |
| Debt Service | |
| Principal payments | |
| Interest payments .. | |
| Total | |
| Per Capita Debt Service | |
| Deferred Charges and Statutory Expenditures | |
| Emergencies | |
| Other deferred chgs. | |
| Total | |

| | |
|---|---------------------|
| TOTAL—Municipal expenditures .. | \$38,955.00 |
| Required Payments for Local School, County, and Special District Taxes | 107,868.08 |
| TOTAL EXPENDITURES AND REQUIRED PAYMENTS | \$146,823.08 |
| Reserve for uncollected taxes | \$15,543.00 |
| GRAND TOTAL—Budget | \$162,366.08 |

RECEIPTS AND REVENUES REALIZED IN 1952 TO MEET EXPENDITURES AND REQUIRED PAYMENTS

| | |
|---|---------------------|
| Surplus revenue appropriated .. | \$16,000.00 |
| Miscellaneous revenues realized .. | 21,629.32 |
| State aid revenues realized | 8,828.00 |
| Delinquent taxes including | |
| liens—1952 collections | 10,139.28 |
| Current taxes—1952 collections.. | 97,777.75 |
| Emergency borrowings | |
| TOTAL RECEIPTS AND REVENUES REALIZED | \$154,374.35 |

CAPITAL OUTLAY—1952

| | |
|----------------------------------|-------|
| Beaches and boardwalks | |
| Buildings and equipment | |
| Parks and playgrounds | |
| Sewers | |
| Streets, roads and bridges | |
| Water supply | |
| Other | |

| | |
|------------------------------|---------------|
| Tax rate | \$6.63 |
| Local school tax rate | 4.89 |
| County tax rate | 1.61 |
| Local purpose tax rate | 0.13 |

TAXES

| | | |
|--|-----------------|---------------------|
| Local school tax ... | \$81,191.53 | |
| County taxes | 26,676.55 | |
| Special district taxes | | |
| Local purpose levy | 2,000.00 | \$107,868.08 |
| Total tax levy (tax duplicate) .. | | \$109,868.08 |
| Per Capita Total Tax Levy | | |
| | \$50.10 | |

| | | |
|--|-------|--------------|
| Current | | |
| 1952 taxes levied (total) | | \$109,905.54 |
| Collected in 1952 | | 97,777.75 |
| Per cent of levy collected in 1952 | 88.96 | |
| Transferred to liens | | |
| Cancelled, abated or adjusted | | 315.04 |
| Outstanding December 31, 1952 .. | | \$11,812.75 |

| | | |
|------------------------------------|--|-------------|
| All Prior Years Outstanding | | |
| Balance January 1, 1952 | | \$10,349.58 |
| Collected in 1952 | | 10,139.28 |
| Balance December 31, 1952 | | \$135.31 |

| | | |
|------------------------------------|--|--------|
| Tax Title Liens Outstanding | | |
| Balance January 1, 1952 | | \$9.59 |
| Redeemed by cash | | |
| Balance December 31, 1952 | | \$9.59 |

| | | |
|---|--|-------|
| Property Acquired by Deed or Foreclosure | | |
| Balance January 1, 1952 | | |
| Sale for cash | | |
| Balance December 31, 1952 | | |

CAPITAL DEBT, DECEMBER 31, 1952

| | | |
|-----------------------------|--------------|--|
| Gross Debt | | |
| School debt | \$45,236.000 | |
| Self-liquidating debt. | | |
| Other capital debt .. | | |

| | |
|------------------------------------|--------------------|
| TOTAL GROSS DEBT | \$45,236.00 |
| Per Capita Gross Debt | \$20.63 |

| | | |
|-----------------------------|-------------|--|
| Deductions for | | |
| School debt | \$45,236.00 | |
| Self-liquidating debt. | | |
| Other capital debt .. | | |

| | |
|-------------------------------|------------------|
| TOTAL DEDUCTIONS | 45,236.00 |
|-------------------------------|------------------|

| | |
|------------------------------------|----------------|
| NET DEBT | |
| Average Assessed Valuations | |
| Real Property 1950-1951-1952 .. | \$1,444,210.00 |
| Per Cent of Net Debt | |

| | | |
|---|-------------|--|
| CURRENT FINANCES DECEMBER 31, 1952 | | |
| Cash | \$57,425.70 | |
| Taxes receivable | 11,948.56 | |
| Tax title liens | 9.59 | |
| Foreclosed property | | |
| Accounts receivable | 842.67 | |
| State road aid receivable | 3,000.00 | |
| Emergencies and deferred charges .. | | |

| | |
|---------------------------|--------------------|
| TOTAL ASSETS | \$73,226.52 |
|---------------------------|--------------------|

| | |
|------------------------|-------------|
| Cash liabilities | \$15,594.87 |
| Reserves | 12,800.82 |
| Surplus revenue | 44,830.83 |

| | |
|--|--------------------|
| TOTAL LIABILITIES AND SURPLUS | \$73,226.52 |
|--|--------------------|

UPPER PENNS NECK TOWNSHIP—SALEM COUNTY

Population Census, 1950—6,717 Land Area 18.15 sq. mi. Net Valuation Taxable \$5,324,845

| | |
|--|-------------|
| EXPENDITURES AND REQUIRED PAYMENTS FOR 1952 | |
| General Government | |
| Administrative and executive | \$13,038.52 |
| Assessment and collection of taxes | 4,632.93 |
| Finance Department | 868.59 |

| | |
|---|-----------|
| Protection to Persons & Property | |
| Fire | 11,293.84 |
| Police | 42,126.73 |
| Other | |

| | |
|-------------------------------|-----------|
| Streets and Roads | |
| Repairs and maintenance | 34,540.62 |
| Street lighting | 16,005.32 |

| | |
|-------------------------------|-----------|
| Sanitation | |
| Street cleaning | |
| Garbage and ash removal | 10,411.00 |
| Sewers | 8,900.00 |

| | |
|------------------------------------|----------|
| Health and Charities | |
| Health service | 3,205.00 |
| Poor (including relief) | 1,112.25 |
| Hospitals (aid and maintenance) .. | 500.00 |
| Other | |

| | |
|------------------------------|----------|
| Recreation | |
| Beaches and boardwalks | |
| Parks and playgrounds | 1,270.73 |
| Other | |

| | |
|------------------------------------|--------|
| Educational | |
| (Exclusive of school districts) .. | 150.00 |

| | |
|------------------------------|----------|
| Unclassified Purposes | |
| (Including contingent) | 1,090.72 |

| | |
|--|---------------------|
| SUB-TOTAL—Municipal functions.. | \$149,146.25 |
|--|---------------------|

| | |
|---|----------------|
| Per Capita—Municipal functions | \$22.20 |
|---|----------------|

| | |
|---------------------------------------|------------|
| Capital imp'ts and capital imp't fund | \$7,500.00 |
|---------------------------------------|------------|

| | |
|--------------------------|-------|
| Debt Service | |
| Principal payments | |
| Interest payments | |

| | |
|-------------|-------|
| Total | |
|-------------|-------|

| | |
|--------------------------------------|--|
| Per Capita Debt Service | |
|--------------------------------------|--|

| | |
|--|--|
| Deferred Charges and Statutory Expenditures | |
|--|--|

| | |
|---------------------------|-------|
| Emergencies | |
| Other deferred chgs. | |

| | |
|-------------|-------|
| Total | |
|-------------|-------|

| | |
|--|---------------------|
| TOTAL—Municipal expenditures .. | \$156,646.25 |
|--|---------------------|

| | |
|---|-------------------|
| Required Payments for Local School, County, and Special District Taxes | 317,039.51 |
|---|-------------------|

| | |
|---|---------------------|
| TOTAL EXPENDITURES AND REQUIRED PAYMENTS | \$473,685.76 |
|---|---------------------|

| | |
|-------------------------------------|-------------|
| Reserve for uncollected taxes | \$35,108.95 |
|-------------------------------------|-------------|

| | |
|--------------------------------|---------------------|
| RAND TOTAL—Budget | \$508,794.71 |
|--------------------------------|---------------------|

| | |
|--|--|
| RECEIPTS AND REVENUES REALIZED IN 1952 TO MEET EXPENDITURES AND REQUIRED PAYMENTS | |
|--|--|

| | |
|------------------------------------|-------------|
| Surplus revenue appropriated .. | \$45,000.00 |
| Miscellaneous revenues realized .. | 37,251.09 |
| State aid revenues realized | 19,169.80 |

| | |
|-----------------------------------|------------|
| Delinquent taxes including | |
| Liens—1952 collections | 25,677.89 |
| Current taxes—1952 collections .. | 362,566.50 |
| Emergency borrowings | |

| | |
|---|---------------------|
| TOTAL RECEIPTS AND REVENUES REALIZED | \$480,665.28 |
|---|---------------------|

CAPITAL OUTLAY—1952

| | |
|----------------------------------|------------|
| Beaches and boardwalks | |
| Buildings and equipment | \$1,038.80 |
| Parks and playgrounds | |
| Sewers | |
| Streets, roads and bridges | |
| Water supply | |
| Other | |

| | |
|------------------------------|---------------|
| Tax rate | \$7.34 |
| Local school tax rate | 4.82 |
| County tax rate | 1.13 |
| Local purpose tax rate | 1.39 |

TAXES

| | | |
|--|---------------------|--------------|
| Local school tax ... | \$256,829.09 | |
| County taxes | 60,210.42 | |
| Special district taxes | | |
| Local purpose levy | | \$317,039.51 |
| | | 73,233.95 |
| Total tax levy (tax duplicate) .. | \$390,273.46 | |
| Per Capita Total Tax Levy | \$58.10 | |

| | |
|--|--------------|
| Current | |
| 1952 taxes levied (total) | \$392,825.74 |
| Collected in 1952 | 362,566.50 |
| Per cent of levy collected in 1952 ... | 92.29 |
| Transferred to liens | 378.37 |
| Cancelled, abated or adjusted | 1,334.25 |
| Outstanding December 31, 1952 .. | \$28,546.62 |

| | |
|------------------------------------|-------------|
| All Prior Years Outstanding | |
| Balance January 1, 1952 | \$40,900.62 |
| Collected in 1952 | 25,677.89 |
| Balance December 31, 1952 | \$13,860.58 |

| | |
|------------------------------------|------------|
| Tax Title Liens Outstanding | |
| Balance January 1, 1952 | \$1,947.65 |
| Redeemed by cash | |
| Balance December 31, 1952 | \$3,727.79 |

| | |
|---|-------|
| Property Acquired by Deed or Foreclosure | |
| Balance January 1, 1952 | |
| Sale for cash | |
| Balance December 31, 1952 | |

CAPITAL DEBT, DECEMBER 31, 1952

| | |
|-----------------------------|--------------|
| Gross Debt | |
| School debt | \$463,492.00 |
| Self-liquidating debt. | |
| Other capital debt .. | 600.00 |

| | |
|------------------------------------|---------------------|
| TOTAL GROSS DEBT | \$464,092.00 |
| Per Capita Gross Debt | \$69.00 |

| | |
|-----------------------------|--------------|
| Deductions for | |
| School debt | \$322,077.00 |
| Self-liquidating debt. | |
| Other capital debt .. | |

| | |
|-------------------------------|---------------------|
| TOTAL DEDUCTIONS | 322,077.00 |
| NET DEBT | \$142,015.00 |

| | |
|------------------------------------|----------------|
| Average Assessed Valuations | |
| Real Property 1950-1951-1952 .. | \$4,025,957.00 |
| Per Cent of Net Debt | 3.53 |

CURRENT FINANCES DECEMBER 31, 1952

| | |
|-------------------------------------|-------------|
| Cash | \$33,525.72 |
| Taxes receivable | 42,407.20 |
| Tax title liens | 3,727.79 |
| Foreclosed property | |
| Accounts receivable | 993.81 |
| State road aid receivable | |
| Emergencies and deferred charges .. | |

| | |
|---------------------------|--------------------|
| TOTAL ASSETS | \$80,654.52 |
|---------------------------|--------------------|

| | |
|------------------------|------------|
| Cash liabilities | \$6,907.59 |
| Reserves | 47,128.80 |
| Surplus revenue | 26,618.13 |

| | |
|--|--------------------|
| TOTAL LIABILITIES AND SURPLUS | \$80,654.52 |
|--|--------------------|

UPPER PITTSBURGH TOWNSHIP—SALEM COUNTY

Population Census, 1950—2,204 Land Area 39.19 sq. mi. Net Valuation Taxable \$1,444,548

| | |
|--|--------------------|
| EXPENDITURES AND REQUIRED PAYMENTS FOR 1952 | |
| General Government | |
| Administrative and executive | \$4,500.00 |
| Assessment and collection of taxes | 1,700.00 |
| Finance Department | 450.00 |
| Protection to Persons & Property | |
| Fire | 700.00 |
| Police | 754.40 |
| Other | |
| Streets and Roads | |
| Repairs and maintenance | 19,745.60 |
| Street lighting | 600.00 |
| Sanitation | |
| Street cleaning | |
| Garbage and ash removal | |
| Sewers | |
| Health and Charities | |
| Health service | 200.00 |
| Poor (including relief) | 900.00 |
| Hospitals (aid and maintenance) | |
| Other | |
| Recreation | |
| Beaches and boardwalks | |
| Parks and playgrounds | |
| Other | |
| Educational | |
| (Exclusive of school districts) .. | |
| Unclassified Purposes | |
| (Including contingent) | 300.00 |
| SUB-TOTAL—Municipal functions.. | \$29,850.00 |

| | |
|---|----------------|
| Per Capita—Municipal functions | \$13.54 |
| Capital imp'ts and capital imp't fund | \$5,500.00 |
| Debt Service | |
| Principal payments .. | |
| Interest payments .. | |

| | |
|--------------------------------------|--------------|
| Total | |
| Per Capita Debt Service | |

| | |
|--|-----------------|
| Deferred Charges and Statutory Expenditures | |
| Emergencies | |
| Other deferred chgs. | \$9,000.00 |
| Total | 9,000.00 |

| | |
|--|--------------------|
| TOTAL—Municipal expenditures .. | \$44,350.00 |
|--|--------------------|

| | |
|---|------------------|
| Required Payments for Local School, County, and Special District Taxes | 77,348.53 |
|---|------------------|

| | |
|---|---------------------|
| TOTAL EXPENDITURES AND REQUIRED PAYMENTS | \$121,698.53 |
|---|---------------------|

| | |
|-------------------------------------|-------------|
| Reserve for uncollected taxes | \$15,471.41 |
|-------------------------------------|-------------|

| | |
|---------------------------------|---------------------|
| GRAND TOTAL—Budget | \$137,169.94 |
|---------------------------------|---------------------|

| | |
|--|-------------|
| RECEIPTS AND REVENUES REALIZED IN 1952 TO MEET EXPENDITURES AND REQUIRED PAYMENTS | |
| Surplus revenue appropriated .. | \$28,565.41 |
| Miscellaneous revenues realized .. | 23,878.14 |
| State aid revenues realized | 19,096.00 |

| | |
|---|---------------------|
| Delinquent taxes including | |
| licns—1952 collections | 6,004.15 |
| Current taxes—1952 collections.. | 69,876.93 |
| Emergency borrowings | |
| TOTAL RECEIPTS AND REVENUES REALIZED | \$147,520.63 |

CAPITAL OUTLAY—1952

| | |
|----------------------------------|----------|
| Beaches and boardwalks | |
| Buildings and equipment | |
| Parks and playgrounds | |
| Sewers | 6,004.15 |
| Streets, roads and bridges | |
| Water supply | |
| Other | |

| | |
|------------------------------|---------------|
| Tax rate | \$5.36 |
| Local school tax rate | 4.23 |
| County tax rate | 1.13 |
| Local purpose tax rate | ... |

TAXES

| | | |
|------------------------------|-------------|--|
| Local school tax ... | \$61,000.00 | |
| County taxes | 16,348.53 | |
| Special district taxes | | |

| | |
|--|--------------------|
| Local purpose levy | \$77,348.53 |
| Total tax levy (tax duplicate) .. | \$77,348.53 |

| | |
|--|----------------|
| Per Capita Total Tax Levy | \$35.00 |
|--|----------------|

| | |
|--|-------------|
| Current | |
| 1952 taxes levied (total) | \$77,476.07 |
| Collected in 1952 | 69,876.93 |
| Per cent of levy collected in 1952 ... | 90.19 |
| Transferred to liens | 46.10 |
| Cancelled, abated or adjusted | 134.25 |
| Outstanding December 31, 1952 .. | \$7,418.79 |

| | |
|------------------------------------|------------|
| All Prior Years Outstanding | |
| Balance January 1, 1952 | \$6,846.74 |
| Collected in 1952 | 6,004.15 |
| Balance December 31, 1952 | \$818.55 |

| | |
|------------------------------------|----------|
| Tax Title Liens Outstanding | |
| Balance January 1, 1952 | \$814.74 |
| Redeemed by cash | |
| Balance December 31, 1952 | \$815.46 |

| | |
|---|-------|
| Property Acquired by Deed or Foreclosure | |
| Balance January 1, 1952 | |
| Sale for cash | |
| Balance December 31, 1952 | |

CAPITAL DEBT, DECEMBER 31, 1952

| | |
|-----------------------------|-------|
| Gross Debt | |
| School debt | |
| Self-liquidating debt | |
| Other capital debt .. | |

| | |
|------------------------------------|--------------|
| TOTAL GROSS DEBT | |
| Per Capita Gross Debt | |

| | |
|-----------------------------|-------|
| Deductions for | |
| School debt | |
| Self-liquidating debt | |
| Other capital debt .. | |

| | |
|-------------------------------|--------------|
| TOTAL DEDUCTIONS | |
| NET DEBT | |

| | |
|------------------------------------|----------------|
| Average Assessed Valuations | |
| Real Property 1950-1951-1952 .. | \$1,235,740.00 |
| Per Cent of Net Debt | |

CURRENT FINANCES DECEMBER 31, 1952

| | |
|-------------------------------------|-------------|
| Cash | \$55,543.16 |
| Taxes receivable | 8,237.34 |
| Tax title liens | 815.46 |
| Foreclosed property | |
| Accounts receivable | 349.04 |
| State road aid receivable | 9,000.00 |
| Emergencies and deferred charges .. | |

| | |
|---------------------------|--------------------|
| TOTAL ASSETS | \$73,945.00 |
|---------------------------|--------------------|

| | |
|------------------------|------------|
| Cash liabilities | \$9,358.05 |
| Reserves | 9,401.84 |
| Surplus revenue | 55,185.11 |

| | |
|--|--------------------|
| TOTAL LIABILITIES AND SURPLUS | \$73,945.00 |
|--|--------------------|

UPPER SADDLE RIVER BOROUGH—BERGEN COUNTY

Population Census, 1950—706 Land Area 5.1 sq. mi. Net Valuation Taxable \$1,556,010

| | |
|--|---------------------|
| EXPENDITURES AND REQUIRED PAYMENTS FOR 1952 | |
| General Government | |
| Administrative and executive | \$3,497.56 |
| Assessment and collection of taxes | 2,254.58 |
| Finance Department | 372.03 |
| Protection to Persons & Property | |
| Fire | 2,557.19 |
| Police | 4,334.06 |
| Other | |
| Streets and Roads | |
| Repairs and maintenance | 8,285.82 |
| Street lighting | |
| Sanitation | |
| Street cleaning | |
| Garbage and ash removal | |
| Sewers | |
| Health and Charities | |
| Health service | 159.51 |
| Poor (including relief) | 75.00 |
| Hospitals (aid and maintenance) | |
| Other | |
| Recreation | |
| Beaches and boardwalks | |
| Parks and playgrounds | |
| Other | |
| Educational (Exclusive of school districts) .. | |
| Unclassified Purposes (Including contingent) | |
| SUB-TOTAL—Municipal functions .. | <u>\$21,535.75</u> |
| Per Capita—Municipal functions | \$30.50 |
| Capital imp'ts and capital imp't fund .. | \$6,000.00 |
| Debt Service | |
| Principal payments .. | |
| Interest payments .. | |
| Total | |
| Per Capita Debt Service | |
| Deferred Charges and Statutory Expenditures | |
| Emergencies | |
| Other deferred chgs. .. | \$1,380.14 |
| Total | 1,380.14 |
| TOTAL—Municipal expenditures .. | <u>\$28,915.89</u> |
| Required Payments for Local School, County, and Special District Taxes | |
| | 67,670.64 |
| TOTAL EXPENDITURES AND REQUIRED PAYMENTS | <u>\$96,586.53</u> |
| Reserve for uncollected taxes | \$19,444.52 |
| GRAND TOTAL—Budget | <u>\$116,031.05</u> |
| RECEIPTS AND REVENUES REALIZED IN 1952 TO MEET EXPENDITURES AND REQUIRED PAYMENTS | |
| Surplus revenue appropriated .. | \$10,000.00 |
| Miscellaneous revenues realized .. | 10,704.35 |
| State aid revenues realized | 869.00 |
| Delinquent taxes including | |
| Liens—1952 collections | 8,919.15 |
| Current taxes—1952 collections .. | 85,784.24 |
| Emergency borrowings | |
| TOTAL RECEIPTS AND REVENUES REALIZED | <u>\$116,276.74</u> |

CAPITAL OUTLAY—1952

| | |
|----------------------------------|----------|
| Beaches and boardwalks | |
| Buildings and equipment | \$300.00 |
| Parks and playgrounds | |
| Sewers | |
| Streets, roads and bridges | |
| Water supply | |
| Other | |

| | |
|------------------------------|--------|
| Tax rate | \$6.25 |
| Local school tax rate | 3.50 |
| County tax rate | 0.85 |
| Local purpose tax rate | 1.90 |

TAXES

| | | |
|--|-------------|--------------------|
| Local school tax ... | \$54,401.20 | |
| County taxes | 13,269.44 | |
| Special district taxes | | |
| Local purpose levy | | \$67,670.64 |
| | | 29,553.66 |
| Total tax levy (tax duplicate) .. | | <u>\$97,224.30</u> |
| Per Capita Total Tax Levy | | \$137.71 |

| | |
|--|--------------------|
| Current | |
| 1952 taxes levied (total) | \$97,250.64 |
| Collected in 1952 | 85,784.24 |
| Per cent of levy collected in 1952 ... | 88.21 |
| Transferred to liens | |
| Cancelled, abated or adjusted .. | 81.25 |
| Outstanding December 31, 1952 .. | <u>\$11,385.15</u> |

| | |
|------------------------------------|----------------|
| All Prior Years Outstanding | |
| Balance January 1, 1952 | \$8,989.15 |
| Collected in 1952 | 8,919.15 |
| Balance December 31, 1952 | <u>\$23.65</u> |

| | |
|------------------------------------|-------|
| Tax Title Liens Outstanding | |
| Balance January 1, 1952 | |
| Redeemed by cash | |
| Balance December 31, 1952 | |

| | |
|---|-------|
| Property Acquired by Deed or Foreclosure | |
| Balance January 1, 1952 | |
| Sale for cash | |
| Balance December 31, 1952 | |

CAPITAL DEBT, DECEMBER 31, 1952

| | |
|------------------------------------|--------------|
| Gross Debt | |
| School debt | \$186,500.00 |
| Self-liquidating debt. | |
| Other capital debt .. | |
| TOTAL GROSS DEBT | \$186,500.00 |
| Per Capita Gross Debt | \$264.16 |

| | |
|-----------------------------|---------------------|
| Deductions for | |
| School debt | \$77,024.00 |
| Self-liquidating debt. | |
| Other capital debt .. | |
| TOTAL DEDUCTIONS | 77,024.00 |
| NET DEBT | <u>\$109,476.00</u> |

| | |
|------------------------------------|----------------|
| Average Assessed Valuations | |
| Real Property 1950-1951-1952 .. | \$1,283,733.00 |
| Per Cent of Net Debt | 8.53 |

CURRENT FINANCES DECEMBER 31, 1952

| | |
|-------------------------------------|--------------------|
| Cash | \$33,541.80 |
| Taxes receivable | 11,408.80 |
| Tax title liens | |
| Foreclosed property | |
| Accounts receivable | 259.77 |
| State road aid receivable | |
| Emergencies and deferred charges .. | 193.42 |
| TOTAL ASSETS | <u>\$45,403.79</u> |
| Cash liabilities | \$7,913.72 |
| Reserves | 11,668.57 |
| Surplus revenue | 25,821.50 |
| TOTAL LIABILITIES AND SURPLUS | <u>\$45,403.79</u> |

VENTNOR CITY—CITY—ATLANTIC COUNTY

Population Census, 1950—8,158

Land Area 1.99 sq. mi.

Net Valuation Taxable \$10,499,265

| | | | |
|--|-----------------------|---|-----------------------|
| EXPENDITURES AND REQUIRED PAYMENTS FOR 1952 | | Tax rate | \$11.43 |
| General Government | | Local school tax rate | 2.35 |
| Administrative and executive | \$75,414.80 | County tax rate | 1.73 |
| Assessment and collection of taxes | 15,270.00 | Local purpose tax rate | 7.35 |
| Finance Department | 11,840.00 | | |
| Protection to Persons & Property | | TAXES | |
| Fire | 91,376.81 | Local school tax ... | \$246,889.21 |
| Police | 136,173.06 | County taxes | 181,388.88 |
| Other | 8,823.63 | Special district taxes | |
| Streets and Roads | | | |
| Repairs and maintenance | 53,535.86 | Local purpose levy | \$428,278.09 |
| Street lighting | 26,750.00 | | 773,417.14 |
| Sanitation | | Total tax levy (tax duplicate) .. | \$1,201,695.23 |
| Street cleaning | 3,520.00 | | |
| Garbage and ash removal | 29,847.98 | | |
| Sewers | 72,857.46 | | |
| Health and Charities | | Per Capita Total Tax Levy | \$147.30 |
| Health service | 2,560.00 | | |
| Floor (including relief) | 3,770.00 | | |
| Hospitals (aid and maintenance) .. | 3,500.00 | | |
| Other | 1,032.00 | | |
| Recreation | | Current | |
| Beaches and boardwalks | 18,047.98 | 1952 taxes levied (total) | \$1,205,729.75 |
| Parks and playgrounds | 19,525.96 | Collected in 1952 | 1,148,560.27 |
| Other | 16,710.39 | Per cent of levy col- lected in 1952 .. | 95.25 |
| Educational | | Transferred to liens | 1,259.07 |
| (Exclusive of school districts) .. | | Cancelled, abated or adjusted .. | 1,238.88 |
| Unclassified Purposes | | Outstanding December 31, 1952 .. | \$54,671.53 |
| (Including contingent) | 31,117.00 | | |
| SUB-TOTAL—Municipal functions.. | \$621,672.93 | All Prior Years Outstanding | |
| | | Balance January 1, 1952 | \$56,551.13 |
| Per Capita—Municipal functions | \$76.20 | Collected in 1952 | 47,431.63 |
| Capital imp'ts and capital imp't fund | \$21,892.22 | Balance December 31, 1952 | \$8,871.68 |
| Debt Service | | Tax Title Liens Outstanding | |
| Principal payments .. | \$151,782.21 | Balance January 1, 1952 | \$42,691.16 |
| Interest payments .. | 62,780.00 | Redeemed by cash | 465.97 |
| | | Balance December 31, 1952 | \$10,197.47 |
| Total | *214,562.21 | Property Acquired by Deed or Foreclosure | |
| Per Capita Debt Service | \$26.30 | Balance January 1, 1952 | \$258,940.00 |
| Deferred Charges and Statutory Expenditures | | Sale for cash | 20,348.35 |
| Emergencies | \$14,000.00 | Balance December 31, 1952 | \$258,575.00 |
| Other deferred chgs. | 22,322.34 | | |
| Total | 36,322.34 | CAPITAL DEBT, DECEMBER 31, 1952 | |
| TOTAL—Municipal expenditures ... | \$894,449.70 | Gross Debt | |
| | | School debt | \$25,000.00 |
| Required Payments for Local School, County, and Special District Taxes | 428,278.09 | Self-liquidating debt .. | |
| | | Other capital debt .. | 1,348,289.00 |
| TOTAL EXPENDITURES AND REQUIRED PAYMENTS | \$1,322,727.79 | TOTAL GROSS DEBT | \$1,373,289.00 |
| Reserve for uncollected taxes | \$70,203.44 | Per Capita Gross Debt | \$168.34 |
| GRAND TOTAL—Budget | \$1,392,931.23 | Debt Service | |
| | | School debt | \$25,000.00 |
| RECEIPTS AND REVENUES REALIZED IN 1952 TO MEET EXPENDITURES AND REQUIRED PAYMENTS | | Self-liquidating debt .. | |
| Surplus revenue appropriated .. | \$35,000.00 | Other capital debt .. | 50,000.00 |
| Miscellaneous revenues realized .. | 105,243.11 | TOTAL DEDUCTIONS | 75,000.00 |
| State aid revenues realized | 9,203.00 | NET DEBT | \$1,298,289.00 |
| Delinquent taxes including | | Average Assessed Valuations | |
| liens—1952 collections | 47,897.60 | Real Property 1950-1951-1952 .. | \$9,815,966.00 |
| Current taxes—1952 collections .. | 1,148,560.27 | Per Cent of Net Debt | 13.22 |
| Emergency borrowings | | | |
| TOTAL RECEIPTS AND REVENUES REALIZED | \$1,345,003.98 | CURRENT FINANCES DECEMBER 31, 1952 | |
| | | Cash | \$445,686.37 |
| CAPITAL OUTLAY—1952 | | Taxes receivable | 63,543.21 |
| Beaches and boardwalks | | Tax title liens | 10,197.47 |
| Buildings and equipment | | Foreclosed property | 258,575.00 |
| Parks and playgrounds | | Accounts receivable | 47,538.63 |
| Sewers | | State road aid receivable | 9,203.00 |
| Streets, roads and bridges | | Emergencies and deferred charges .. | 27,289.17 |
| Water supply | | TOTAL ASSETS | \$862,032.85 |
| Other | | Cash liabilities | \$252,442.74 |
| | | Reserves | 379,854.31 |
| | | Surplus revenue | 229,735.80 |
| | | TOTAL LIABILITIES AND SURPLUS | \$862,032.85 |

* Includes \$1,440.84 Art. VI School Debt Service.

VERNON TOWNSHIP—SUSSEX COUNTY

Population Census, 1950—1,548 Land Area 67.9 sq. mi. Net Valuation Taxable \$1,963,585

| | |
|--|---------------------|
| EXPENDITURES AND REQUIRED PAYMENTS FOR 1952 | |
| General Government | |
| Administrative and executive | \$8,265.00 |
| Assessment and collection of taxes | 4,000.00 |
| Finance Department | 200.00 |
| Protection to Persons & Property | |
| Fire | 2,400.00 |
| Police | 1,025.00 |
| Other | |
| Streets and Roads | |
| Repairs and maintenance | 39,550.00 |
| Street lighting | |
| Sanitation | |
| Street cleaning | |
| Garbage and ash removal | |
| Sewers | |
| Health and Charities | |
| Health service | 1,040.00 |
| Poor (including relief) | 735.00 |
| Hospitals (aid and maintenance) | |
| Other | 340.00 |
| Recreation | |
| Beaches and boardwalks | |
| Parks and playgrounds | |
| Other | |
| Educational (Exclusive of school districts) .. | |
| | |
| Unclassified Purposes (Including contingent) | |
| | 200.00 |
| SUB-TOTAL—Municipal functions.. | \$57,755.00 |
| Per Capita—Municipal functions ... | |
| | \$37.31 |
| Capital imp'ts and capital imp't fund | \$4,100.00 |
| Debt Service | |
| Principal payments | |
| Interest payments .. | \$150.00 |
| Total | 150.00 |
| Per Capita Debt Service | |
| | \$0.10 |
| Deferred Charges and Statutory Expenditures | |
| Emergencies | \$1,966.79 |
| Other deferred chgs. | 6,831.47 |
| Total | 8,798.26 |
| TOTAL—Municipal expenditures ... | \$70,803.26 |
| Required Payments for Local School, County, and Special District Taxes | |
| | 97,850.01 |
| TOTAL EXPENDITURES AND REQUIRED PAYMENTS | \$168,653.27 |
| Reserve for uncollected taxes | \$12,923.69 |
| GRAND TOTAL—Budget | \$181,576.96 |
| RECEIPTS AND REVENUES REALIZED IN 1952 TO MEET EXPENDITURES AND REQUIRED PAYMENTS | |
| Surplus revenue appropriated .. | \$11,400.00 |
| Miscellaneous revenues realized .. | 14,807.48 |
| State aid revenues realized | 15,400.00 |
| Delinquent taxes including | |
| Liens—1952 collections | 7,542.93 |
| Current taxes—1952 collections.. | 123,227.26 |
| Emergency borrowings | |
| TOTAL RECEIPTS AND REVENUES REALIZED | \$172,377.67 |
| CAPITAL OUTLAY—1952 | |
| Beaches and boardwalks | |
| Buildings and equipment | \$7,293.45 |
| Parks and playgrounds | |
| Sewers | |
| Streets, roads and bridges | 4,428.58 |
| Water supply | |
| Other | |

| | |
|---|---------------------|
| Tax rate | \$6.94 |
| Local school tax rate | 2.93 |
| County tax rate | 2.04 |
| Local purpose tax rate | 1.97 |
| TAXES | |
| Local school tax ... | \$57,496.93 |
| County taxes | 40,353.08 |
| Special district taxes | |
| Local purpose levy | \$97,850.01 |
| | 38,236.95 |
| Total tax levy (tax duplicate) .. | \$136,086.96 |
| Per Capita Total Tax Levy | |
| | \$87.91 |
| Current | |
| 1952 taxes levied (total) | \$136,577.40 |
| Collected in 1952 | 123,227.26 |
| Per cent of levy collected in 1952 ... | 90.22 |
| Transferred to liens | 27.72 |
| Cancelled, abated or adjusted .. | 79.84 |
| Outstanding December 31, 1952 .. | \$13,242.58 |
| All Prior Years Outstanding | |
| Balance January 1, 1952 | \$20,783.16 |
| Collected in 1952 | 7,542.93 |
| Balance December 31, 1952 | \$13,306.01 |
| Tax Title Liens Outstanding | |
| Balance January 1, 1952 | \$310.20 |
| Redeemed by cash | |
| Balance December 31, 1952 | \$337.92 |
| Property Acquired by Deed or Foreclosure | |
| Balance January 1, 1952 | |
| Sale for cash | |
| Balance December 31, 1952 | |
| CAPITAL DEBT, DECEMBER 31, 1952 | |
| Gross Debt | |
| School debt | |
| Self-liquidating debt. | |
| Other capital debt .. | \$2,293.00 |
| TOTAL GROSS DEBT | \$2,293.00 |
| Per Capita Gross Debt | \$1.48 |
| Deductions for | |
| School debt | |
| Self-liquidating debt. | |
| Other capital debt .. | |
| TOTAL DEDUCTIONS | |
| NET DEBT | \$2,293.00 |
| Average Assessed Valuations | |
| Real Property 1950-1951-1952.. | \$1,819,102.00 |
| Per Cent of Net Debt | 0.12 |
| CURRENT FINANCES DECEMBER 31, 1952 | |
| Cash | \$41,427.58 |
| Taxes receivable | 26,548.59 |
| Tax title liens | 337.92 |
| Foreclosed property | |
| Accounts receivable | 422.15 |
| State road aid receivable | 8,147.70 |
| Emergencies and deferred charges .. | |
| TOTAL ASSETS | \$76,883.94 |
| Cash liabilities | \$23,456.89 |
| Reserves | 27,308.66 |
| Surplus revenue | 26,118.39 |
| TOTAL LIABILITIES AND SURPLUS | \$76,883.94 |

VERONA BOROUGH—ESSEX COUNTY

Population Census, 1950—10,921 Land Area 2.8 sq. mi. Net Valuation Taxable \$18,562,140

| | |
|--|-----------------------|
| EXPENDITURES AND REQUIRED PAYMENTS FOR 1952 | |
| General Government | |
| Administrative and executive | \$48,460.00 |
| Assessment and collection of taxes | 40,805.00 |
| Finance Department | 1,590.00 |
| Protection to Persons & Property | |
| Fire | 18,615.00 |
| Police | 123,200.81 |
| Other | |
| Streets and Roads | |
| Repairs and maintenance | 38,190.00 |
| Street lighting | 20,300.00 |
| Sanitation | |
| Street cleaning | |
| Garbage and ash removal | 52,000.00 |
| Sewers | 32,780.00 |
| Health and Charities | |
| Health service | 8,795.00 |
| Poor (including relief) | 12,300.00 |
| Hospitals (aid and maintenance) | |
| Other | |
| Recreation | |
| Beaches and boardwalks | |
| Parks and playgrounds | |
| Other | |
| Educational | |
| (Exclusive of school districts) .. | 37,595.00 |
| Unclassified Purposes | |
| (Including contingent) | 11,740.69 |
| SUB-TOTAL—Municipal functions.. | \$446,371.50 |
| Per Capita—Municipal functions | |
| Capital imp'ts and capital imp't fund | \$40.87 |
| Debt Service | \$10,300.00 |
| Principal payments .. | \$41,000.00 |
| Interest payments .. | 5,583.50 |
| Total | 46,583.50 |
| Per Capita Debt Service | |
| | \$4.27 |
| Deferred Charges and Statutory Expenditures | |
| Emergencies | \$2,200.00 |
| Other deferred chgs. | 29,829.44 |
| Total | 32,029.44 |
| TOTAL—Municipal expenditures ... | \$535,284.44 |
| Required Payments for Local School, County, and Special District Taxes | |
| | 758,412.12 |
| TOTAL EXPENDITURES AND REQUIRED PAYMENTS | \$1,293,696.56 |
| Reserve for uncollected taxes | \$65,659.66 |
| GRAND TOTAL—Budget | \$1,359,356.22 |
| RECEIPTS AND REVENUES REALIZED IN 1952 TO MEET EXPENDITURES AND REQUIRED PAYMENTS | |
| Surplus revenue appropriated .. | \$75,000.00 |
| Miscellaneous revenues realized .. | 168,035.64 |
| State aid revenues realized | 7,833.01 |
| Delinquent taxes including | |
| liens—1952 collections | 33,140.01 |
| current taxes—1952 collections.. | 1,066,604.96 |
| Emergency borrowings | |
| TOTAL RECEIPTS AND REVENUES REALIZED | \$1,350,613.62 |

CAPITAL OUTLAY—1952

| | |
|----------------------------------|------------|
| Beaches and boardwalks | |
| Buildings and equipment | \$9,112.18 |
| Parks and playgrounds | |
| Sewers | 550.77 |
| Streets, roads and bridges | 29,094.68 |
| Water supply | |
| Other | |

| | |
|------------------------------|---------------|
| Tax rate | \$5.80 |
| Local school tax rate | 3.04 |
| County tax rate | 1.04 |
| Local purpose tax rate | 1.81 |

TAXES

| | | |
|--|--------------|-----------------------|
| Local school tax ... | \$565,021.93 | |
| County taxes | 193,390.19 | |
| Special district taxes | | |
| | | \$758,412.12 |
| Local purpose levy | | 333,205.78 |
| Total tax levy (tax duplicate) .. | | \$1,091,617.90 |

| | |
|--|----------------|
| Per Capita Total Tax Levy | \$90.96 |
|--|----------------|

| | |
|--|----------------|
| Current | |
| 1952 taxes levied (total) | \$1,107,980.03 |
| Collected in 1952 | 1,066,604.96 |
| Per cent of levy collected in 1952 ... | 96.26 |
| Transferred to liens | 306.28 |
| Cancelled, abated or adjusted | 5,418.80 |
| Outstanding December 31, 1952 .. | \$35,649.99 |

| | |
|------------------------------------|-------------|
| All Prior Years Outstanding | |
| Balance January 1, 1952 | \$50,730.85 |
| Collected in 1952 | 32,844.52 |
| Balance December 31, 1952 | \$16,796.43 |

| | |
|------------------------------------|------------|
| Tax Title Liens Outstanding | |
| Balance January 1, 1952 | \$2,551.32 |
| Redeemed by cash | 295.49 |
| Balance December 31, 1952 | \$2,562.11 |

| | |
|---|-------------|
| Property Acquired by Deed or Foreclosure | |
| Balance January 1, 1952 | \$69,150.00 |
| Sale for cash | 3,885.00 |
| Balance December 31, 1952 | \$66,050.00 |

CAPITAL DEBT, DECEMBER 31, 1952

| | |
|------------------------------------|---------------------|
| Gross Debt | |
| School debt | \$652,000.00 |
| Self-liquidating debt .. | |
| Other capital debt .. | 334,250.00 |
| TOTAL GROSS DEBT | \$986,250.00 |
| Per Capita Gross Debt | \$90.31 |

| | |
|-------------------------------|---------------------|
| Deductions for | |
| School debt | \$652,000.00 |
| Self-liquidating debt .. | |
| Other capital debt .. | 10,800.00 |
| TOTAL DEDUCTIONS | 662,800.00 |
| NET DEBT | \$323,450.00 |

| | |
|------------------------------------|-----------------|
| Average Assessed Valuations | |
| Real Property, 1950-1951-1952 .. | \$15,503,507.00 |
| Per Cent of Net Debt | 2.08 |

CURRENT FINANCES DECEMBER 31, 1952

| | |
|-------------------------------------|---------------------|
| Cash | \$222,203.67 |
| Taxes receivable | 52,446.42 |
| Tax title liens | 2,562.11 |
| Foreclosed property | 66,050.00 |
| Accounts receivable | 2,806.35 |
| State road aid receivable | |
| Emergencies and deferred charges .. | 5,000.00 |
| TOTAL ASSETS | \$351,068.55 |

| | |
|------------------------|-------------|
| Cash liabilities | \$36,304.53 |
| Reserves | 123,864.88 |
| Surplus revenue | 190,899.14 |

| | |
|--|---------------------|
| TOTAL LIABILITIES AND SURPLUS | \$351,068.55 |
|--|---------------------|

VICTORY GARDENS BOROUGH—MORRIS COUNTY

Population Census, 1950— Land Area . . . sq. mi. Net Valuation Taxable * \$13,600

| | |
|--|--------------------|
| EXPENDITURES AND REQUIRED PAYMENTS FOR 1952 | |
| General Government | |
| Administrative and executive . . . | \$5,358.06 |
| Assessment and collection of taxes | 170.00 |
| Finance Department | 215.00 |
| Protection to Persons & Property | |
| Fire | 500.00 |
| Police | 3,280.00 |
| Other | |
| Streets and Roads | |
| Repairs and maintenance | |
| Street lighting | |
| Sanitation | |
| Street cleaning | |
| Garbage and ash removal | 2,605.00 |
| Sewers | |
| Health and Charities | |
| Health service | 466.94 |
| Poor (including relief) | 355.00 |
| Hospitals (aid and maintenance) | 500.00 |
| Other | |
| Recreation | |
| Beaches and boardwalks | |
| Parks and playgrounds | |
| Other | |
| Educational | |
| (Exclusive of school districts) | |
| Unclassified Purposes | |
| (Including contingent) | 243.00 |
| SUB-TOTAL—Municipal functions.. | \$13,693.00 |

| | |
|---|-----------------|
| Local school tax rate | \$2.54 |
| Tax rate | |
| Local school tax rate | |
| County tax rate | 1.06 |
| Local purpose tax rate | 1.48 |
| TAXES | |
| Local school tax | |
| County taxes | \$144.95 |
| Special district taxes | |
| Local purpose levy | 200.00 |
| Total tax levy (tax duplicate) | \$344.95 |
| Per Capita Total Tax Levy | |
| Current | |
| 1952 taxes levied (total) | \$344.95 |
| Collected in 1952 | 119.38 |
| Per cent of levy collected in 1952 | 34.60 |
| Transferred to liens | |
| Cancelled, abated or adjusted | |
| Outstanding December 31, 1952 | \$225.57 |
| All Prior Years Outstanding | |
| Balance January 1, 1952 | |
| Collected in 1952 | |
| Balance December 31, 1952 | |
| Tax Title Liens Outstanding | |
| Balance January 1, 1952 | |
| Redeemed by cash | |
| Balance December 31, 1952 | |
| Property Acquired by Deed or Foreclosure | |
| Balance January 1, 1952 | |
| Sale for cash | |
| Balance December 31, 1952 | |

| | |
|--|------------|
| Per Capita—Municipal functions | |
| Capital imp'ts and capital imp't fund | |
| Debt Service | |
| Principal payments | |
| Interest payments | |
| Total | |
| Per Capita Debt Service | |
| Deferred Charges and Statutory Expenditures | |
| Emergencies | \$1,000.00 |
| Other deferred chgs. | |
| Total | \$1,000.00 |

| | |
|--|--|
| TOTAL GROSS DEBT | |
| Per Capita Gross Debt | |
| Deductions for | |
| School debt | |
| Self-liquidating debt | |
| Other capital debt | |
| TOTAL DEDUCTIONS | |
| NET DEBT | |
| Average Assessed Valuations | |
| Real Property 1950-1951-1952 | |
| Per Cent of Net Debt | |

| | |
|---|--------------------|
| TOTAL—Municipal expenditures | \$14,693.00 |
| Required Payments for Local School, County, and Special District Taxes | \$144.95 |
| TOTAL EXPENDITURES AND REQUIRED PAYMENTS | \$14,837.95 |
| Reserve for uncollected taxes | |
| GRAND TOTAL—Budget | \$14,837.95 |

| | |
|--|--|
| CAPITAL DEBT, DECEMBER 31, 1952 | |
| Gross Debt | |
| School debt | |
| Self-liquidating debt | |
| Other capital debt | |
| TOTAL GROSS DEBT | |
| Per Capita Gross Debt | |

| | |
|--|--------------------|
| RECEIPTS AND REVENUES REALIZED IN 1952 TO MEET EXPENDITURES AND REQUIRED PAYMENTS | |
| Surplus revenue appropriated | \$250.00 |
| Miscellaneous revenues realized | 14,594.26 |
| State aid revenues realized | |
| Delinquent taxes including liens—1952 collections | |
| Current taxes—1952 collections | 119.38 |
| Emergency borrowings | |
| TOTAL RECEIPTS AND REVENUES REALIZED | \$14,963.64 |

| | |
|--|-------------------|
| TOTAL DEDUCTIONS | |
| NET DEBT | |
| Average Assessed Valuations | |
| Real Property 1950-1951-1952 | |
| Per Cent of Net Debt | |
| CURRENT FINANCES DECEMBER 31, 1952 | |
| Cash | \$1,195.07 |
| Taxes receivable | 225.57 |
| Tax title liens | |
| Foreclosed property | |
| Accounts receivable | 21.83 |
| State road aid receivable | |
| Emergencies and deferred charges | |
| TOTAL ASSETS | \$1,442.47 |
| Cash liabilities | \$979.96 |
| Reserves | 247.40 |
| Surplus revenue | 215.11 |
| TOTAL LIABILITIES AND SURPLUS | \$1,442.47 |

| | |
|--------------------------------------|--|
| CAPITAL OUTLAY—1952 | |
| Beaches and boardwalks | |
| Buildings and equipment | |
| Parks and playgrounds | |
| Sewers | |
| Streets, roads and bridges | |
| Water supply | |
| Other | |

* Note:—All of the real property of the Borough of Victory Gardens is owned by the United States Government; therefore the net valuation taxable represents personal property.

VINELAND CITY—CUMBERLAND COUNTY

Population Census, 1950—29,730

Land Area 69.5 sq. mi.

Net Valuation Taxable \$21,151,540

EXPENDITURES AND REQUIRED PAYMENTS FOR 1952

| | |
|---|---------------------|
| General Government | |
| Administrative and executive . . . | \$139,452.76 |
| Assessment and collection of taxes | 32,419.16 |
| Finance Department | 4,688.84 |
| Protection to Persons & Property | |
| Fire | 45,839.47 |
| Police | 155,671.87 |
| Other | |
| Streets and Roads | |
| Repairs and maintenance | 304,958.96 |
| Street lighting | 56,217.20 |
| Sanitation | |
| Street cleaning | 29,199.73 |
| Garbage and ash removal | 26,438.08 |
| Sewers | |
| Health and Charities | |
| Health service | 15,497.59 |
| Poor (including relief) | 7,977.85 |
| Hospitals (aid and maintenance) . . . | 30,000.00 |
| Other | 2,551.70 |
| Recreation | |
| Beaches and boardwalks | |
| Parks and playgrounds | 16,971.59 |
| Other | |
| Educational | |
| (Exclusive of school districts) . . . | 13,500.00 |
| Unclassified Purposes | |
| (Including contingent) | 53,895.68 |
| SUB-TOTAL—Municipal functions. | \$935,280.48 |

| | |
|---|-----------------|
| Per Capita—Municipal functions . . . | \$31.46 |
| Capital imp'ts and capital imp't fund | \$25,500.00 |
| Debt Service | |
| Principal payments | \$6,000.00 |
| Interest payments | 3,130.00 |
| Total | 9,130.00 |

| | | |
|--|-----------------|---------------|
| Per Capita Debt Service | | \$0.31 |
| Deferred Charges and Statutory Expenditures | | |
| Emergencies | \$7,873.74 | |
| Other deferred chgs. | | |
| Total | 7,873.74 | |

| | |
|---|---------------------|
| TOTAL—Municipal expenditures . . . | \$977,784.22 |
|---|---------------------|

| | |
|---|---------------------|
| Required Payments for Local School, County, and Special District Taxes | 1,059,299.49 |
|---|---------------------|

TOTAL EXPENDITURES AND REQUIRED PAYMENTS

| | |
|---|-----------------------|
| \$2,037,083.71 | |
| Reserve for uncollected taxes | \$119,422.43 |
| GRAND TOTAL—Budget | \$2,156,506.14 |

RECEIPTS AND REVENUES REALIZED IN 1952 TO MEET EXPENDITURES AND REQUIRED PAYMENTS

| | |
|---|--------------|
| Surplus revenue appropriated | \$250,000.00 |
| Miscellaneous revenues realized | 447,645.28 |
| State aid revenues realized | 22,393.00 |
| Delinquent taxes including | |
| liens—1952 collections | 99,579.66 |
| current taxes—1952 collections . . . | 1,221,779.88 |
| Emergency borrowings | |

TOTAL RECEIPTS AND REVENUES REALIZED

| |
|-----------------------|
| \$2,041,397.82 |
|-----------------------|

CAPITAL OUTLAY—1952

| | |
|--------------------------------------|--------------|
| Beaches and boardwalks | |
| Buildings and equipment | \$9,118.93 |
| Parks and playgrounds | |
| Sewers | |
| Streets, roads and bridges | 57,462.56 |
| Water supply | 29,013.71 |
| Other | 2,098,211.51 |

| | |
|----------------------------------|---------------|
| Tax rate | \$5.94 |
| Local school tax rate | 3.35 |
| County tax rate | 1.37 |
| Local purpose tax rate | 1.22 |

TAXES

| | |
|---|-----------------------|
| Local school tax | \$708,262.68 |
| County taxes | 289,204.78 |
| Special district taxes | 61,832.03 |
| Local purpose levy | \$1,059,299.49 |
| 263,797.17 | |
| Total tax levy (tax duplicate) . . . | \$1,323,096.66 |

Per Capita Total Tax Levy

| | |
|--|----------------|
| \$44.50 | |
| Current | |
| 1952 taxes levied (total) | \$1,348,228.03 |
| Collected in 1952 | 1,221,779.88 |
| Per cent of levy collected in 1952 | 90.62 |
| Transferred to liens | 2,724.61 |
| Cancelled, abated or adjusted | 18,478.22 |
| Outstanding December 31, 1952 . . . | \$105,245.32 |

| | |
|-------------------------------------|--------------|
| All Prior Years Outstanding | |
| Balance January 1, 1952 | \$107,181.87 |
| Collected in 1952 | 98,471.75 |
| Balance December 31, 1952 | \$7,592.66 |

| | |
|-------------------------------------|-------------|
| Tax Title Liens Outstanding | |
| Balance January 1, 1952 | \$41,886.17 |
| Redeemed by cash | 1,107.91 |
| Balance December 31, 1952 | \$43,509.06 |

| | |
|---|-------|
| Property Acquired by Deed or Foreclosure | |
| Balance January 1, 1952 | |
| Sale for cash | |
| Balance December 31, 1952 | |

CAPITAL DEBT, DECEMBER 31, 1952

| | |
|--|-----------------------|
| Gross Debt | |
| School debt | \$1,380,000.00 |
| Self-liquidating debt | 3,364,000.00 |
| Other capital debt | 207,850.00 |
| TOTAL GROSS DEBT | \$4,951,850.00 |
| Per Capita Gross Debt | \$166.56 |

| | |
|-----------------------------------|---------------------|
| Deductions for | |
| School debt | \$1,380,000.00 |
| Self-liquidating debt | 3,364,000.00 |
| Other capital debt | |
| TOTAL DEDUCTIONS | 4,744,000.00 |
| NET DEBT | \$207,850.00 |

| | |
|--------------------------------------|-----------------|
| Average Assessed Valuations | |
| Real Property 1950-1951-1952 | \$18,219,663.00 |
| Per Cent of Net Debt | 1.14 |

CURRENT FINANCES DECEMBER 31, 1952

| | |
|--------------------------------------|---------------------|
| Cash | \$302,791.40 |
| Taxes receivable | 112,837.98 |
| Tax title liens | 43,509.06 |
| Foreclosed property | |
| Accounts receivable | 3,917.15 |
| State road aid receivable | 5,401.95 |
| Emergencies and deferred charges . . | 6,086.91 |
| TOTAL ASSETS | \$474,544.45 |

| | |
|--|---------------------|
| Cash liabilities | \$74,340.89 |
| Reserves | 160,264.19 |
| Surplus revenue | 239,939.37 |
| TOTAL LIABILITIES AND SURPLUS | \$474,544.45 |

VOORHEES TOWNSHIP—CAMDEN COUNTY

Population Census, 1950—1,823 Land Area 11.91 sq. mi. Net Valuation Taxable \$1,141,553

| | |
|--|---------------------|
| EXPENDITURES AND REQUIRED PAYMENTS FOR 1952 | |
| General Government | |
| Administrative and executive | \$4,040.00 |
| Assessment and collection of taxes | 7,510.00 |
| Finance Department | 575.00 |
| Protection to Persons & Property | |
| Fire | |
| Police | 985.00 |
| Other | |
| Streets and Roads | |
| Repairs and maintenance | 7,500.00 |
| Street lighting | 3,550.00 |
| Sanitation | |
| Street cleaning | |
| Garbage and ash removal | 1,200.00 |
| Sewers | |
| Health and Charities | |
| Health service | 165.00 |
| Poor (including relief) | 450.00 |
| Hospitals (aid and maintenance) | |
| Other | |
| Recreation | |
| Beaches and boardwalks | |
| Parks and playgrounds | |
| Other | |
| Educational (Exclusive of school districts) .. | |
| | |
| Unclassified Purposes (Including contingent) | |
| | |
| SUB-TOTAL—Municipal functions.. | \$25,975.00 |
| Per Capita—Municipal functions | \$14.25 |
| Capital imp'ts and capital imp't fund | |
| Debt Service | |
| Principal payments .. | \$4,000.00 |
| Interest payments .. | 1,000.00 |
| Total | \$5,000.00 |
| Per Capita Debt Service | \$2.74 |
| Deferred Charges and Statutory Expenditures | |
| Emergencies | |
| Other deferred chgs. | |
| Total | |
| TOTAL—Municipal expenditures .. | \$30,975.00 |
| Required Payments for Local School, County, and Special District Taxes | |
| | 68,981.94 |
| TOTAL EXPENDITURES AND REQUIRED PAYMENTS | \$99,956.94 |
| Reserve for uncollected taxes | \$21,275.00 |
| GRAND TOTAL—Budget | \$121,231.94 |
| RECEIPTS AND REVENUES REALIZED IN 1952 TO MEET EXPENDITURES AND REQUIRED PAYMENTS | |
| Surplus revenue appropriated .. | \$13,500.00 |
| Miscellaneous revenues realized .. | 17,282.60 |
| State aid revenues realized | 2,096.00 |
| Delinquent taxes including | |
| liens—1952 collections | 8,682.50 |
| Current taxes—1952 collections .. | 70,293.70 |
| Emergency borrowings | |
| TOTAL RECEIPTS AND REVENUES REALIZED | \$111,854.80 |

| | |
|---|--------------------|
| Tax rate | \$6.96 |
| Local school tax rate | 4.16 |
| County tax rate | 1.60 |
| Local purpose tax rate | 1.20 |
| TAXES | |
| Local school tax ... | \$47,500.00 |
| County taxes | 18,281.94 |
| Special district taxes | 3,200.00 |
| Local purpose levy | 13,300.00 |
| Total tax levy (tax duplicate) .. | \$82,281.94 |
| Per Capita Total Tax Levy | \$45.14 |
| Current | |
| 1952 taxes levied (total) | \$83,040.44 |
| Collected in 1952 | 70,293.70 |
| Per cent of levy collected in 1952 ... | 84.64 |
| Transferred to liens | |
| Cancelled, abated or adjusted .. | |
| Outstanding December 31, 1952 .. | \$12,746.74 |
| All Prior Years Outstanding | |
| Balance January 1, 1952 | \$12,571.75 |
| Collected in 1952 | 8,415.85 |
| Balance December 31, 1952 | \$4,155.90 |
| Tax Title Liens Outstanding | |
| Balance January 1, 1952 | \$58,467.13 |
| Redeemed by cash | 266.65 |
| Balance December 31, 1952 | \$51,380.79 |
| Property Acquired by Deed or Foreclosure | |
| Balance January 1, 1952 | \$2,855.00 |
| Sale for cash | 6,341.00 |
| Balance December 31, 1952 | \$3,333.69 |

| | |
|--|--------------------|
| CAPITAL DEBT, DECEMBER 31, 1952 | |
| Gross Debt | |
| School debt | \$5,833.00 |
| Self-liquidating debt .. | |
| Other capital debt .. | 36,000.00 |
| TOTAL GROSS DEBT | \$41,833.00 |
| Per Capita Gross Debt | \$22.95 |
| Deductions for | |
| School debt | \$5,833.00 |
| Self-liquidating debt .. | |
| Other capital debt .. | |
| TOTAL DEDUCTIONS | 5,833.00 |
| NET DEBT | \$36,000.00 |

| | |
|------------------------------------|----------------|
| Average Assessed Valuations | |
| Real Property 1950-1951-1952 .. | \$1,027,436.00 |
| Per Cent of Net Debt | 3.50 |

| | |
|--|---------------------|
| CURRENT FINANCES DECEMBER 31, 1952 | |
| Cash | \$51,367.57 |
| Taxes receivable | 16,902.64 |
| Tax title liens | 51,380.79 |
| Foreclosed property | 3,333.69 |
| Accounts receivable | 422.93 |
| State road aid receivable | |
| Emergencies and deferred charges .. | 2,950.00 |
| TOTAL ASSETS | \$126,357.62 |
| Cash liabilities | \$4,575.08 |
| Reserves | 72,040.05 |
| Surplus revenue | 49,742.49 |
| TOTAL LIABILITIES AND SURPLUS | \$126,357.62 |

| | |
|----------------------------------|-------|
| CAPITAL OUTLAY—1952 | |
| Beaches and boardwalks | |
| Buildings and equipment | |
| Parks and playgrounds | |
| Sewers | |
| Streets, roads and bridges | |
| Water supply | |
| Other | |

WALDWICK BOROUGH—BERGEN COUNTY

Population Census, 1950—3,963

Land Area 2.4 sq. mi.

Net Valuation Taxable \$3,682,987

EXPENDITURES AND REQUIRED PAYMENTS FOR 1952

| | |
|--|---------------------|
| General Government | |
| Administrative and executive | \$21,130.00 |
| Assessment and collection of taxes | 18,150.00 |
| Finance Department | 950.00 |
| Protection to Persons & Property | |
| Fire | 16,370.00 |
| Police | 12,550.00 |
| Other | |
| Streets and Roads | |
| Repairs and maintenance | 25,150.00 |
| Street lighting | 6,300.00 |
| Sanitation | |
| Street cleaning | |
| Garbage and ash removal | 12,260.00 |
| Sewers | |
| Health and Charities | |
| Health service | 4,265.00 |
| Poor (including relief) | 350.00 |
| Hospitals (aid and maintenance) | |
| Other | |
| Recreation | |
| Beaches and boardwalks | |
| Parks and playgrounds | 3,000.00 |
| Other | |
| Educational | |
| (Exclusive of school districts) | |
| Unclassified Purposes | |
| (Including contingent) | 800.00 |
| SUB-TOTAL—Municipal functions.. | \$121,275.00 |

| | |
|---|----------------|
| Per Capita—Municipal functions | \$30.60 |
| Capital imp'ts and capital imp't fund | \$11,000.00 |
| Debt Service | |
| Principal payments | \$11,000.00 |
| Interest payments | 7,415.00 |

| | |
|--|---------------|
| Total | 18,415.00 |
| Per Capita Debt Service | \$4.65 |
| Deferred Charges and Statutory Expenditures | |
| Emergencies | \$13,766.67 |
| Other deferred chgs. | 69,279.10 |

| | |
|---|---------------------|
| Total | 83,045.77 |
| TOTAL—Municipal expenditures | \$233,735.77 |

| | |
|---|-------------------|
| Required Payments for Local School, County, and Special District Taxes | 283,386.51 |
|---|-------------------|

TOTAL EXPENDITURES AND REQUIRED PAYMENTS \$517,122.28

| | |
|---|-------------|
| Reserve for uncollected taxes | \$29,336.90 |
|---|-------------|

| | |
|-------------------------------------|---------------------|
| GRAND TOTAL—Budget | \$546,459.18 |
|-------------------------------------|---------------------|

RECEIPTS AND REVENUES REALIZED IN 1952 TO MEET EXPENDITURES AND REQUIRED PAYMENTS

| | |
|---|-------------|
| Surplus revenue appropriated | \$49,108.35 |
| Miscellaneous revenues realized | 58,910.96 |
| State aid revenues realized | 3,335.31 |
| Delinquent taxes including | |
| Liens—1952 collections | 15,848.15 |
| Current taxes—1952 collections | 283,386.51 |
| Emergency borrowings | |

TOTAL RECEIPTS AND REVENUES REALIZED \$410,589.28
CAPITAL OUTLAY—1952

| | |
|--------------------------------------|-------------|
| Beaches and boardwalks | |
| Buildings and equipment | \$18,114.34 |
| Parks and playgrounds | |
| Sewers | |
| Streets, roads and bridges | 4,030.74 |
| Water supply | 19,758.19 |
| Other | |

| | |
|----------------------------------|---------------|
| Tax rate | \$8.02 |
| Local school tax rate | 2.69 |
| County tax rate | 0.85 |
| Local purpose tax rate | 4.48 |

TAXES

| | |
|---|---------------------|
| Local school tax | \$98,891.13 |
| County taxes | 31,300.60 |
| Special district taxes | |
| Local purpose levy | \$130,191.73 |
| Total tax levy (tax duplicate) | \$295,032.05 |

Per Capita Total Tax Levy \$74.45
Current

| | |
|--|--------------|
| 1952 taxes levied (total) | \$302,312.75 |
| Collected in 1952 | 283,386.51 |
| Per cent of levy collected in 1952 | 93.74 |
| Transferred to liens | 2,430.04 |
| Cancelled, abated or adjusted | 4,036.23 |
| Outstanding December 31, 1952 | \$12,459.97 |

All Prior Years Outstanding

| | |
|-------------------------------------|-------------|
| Balance January 1, 1952 | \$16,749.32 |
| Collected in 1952 | 14,918.98 |
| Balance December 31, 1952 | \$400.24 |

Tax Title Liens Outstanding

| | |
|-------------------------------------|-------------|
| Balance January 1, 1952 | \$20,552.37 |
| Redeemed by cash | 929.17 |
| Balance December 31, 1952 | \$10,083.89 |

Property Acquired by Deed or Foreclosure

| | |
|-------------------------------------|-------------|
| Balance January 1, 1952 | \$20,925.00 |
| Sale for cash | 16,805.00 |
| Balance December 31, 1952 | \$18,600.00 |

CAPITAL DEBT, DECEMBER 31, 1952

| | |
|---------------------------------|--------------|
| Gross Debt | |
| School debt | \$379,000.00 |
| Self-liquidating debt | 189,285.00 |
| Other capital debt | 217,499.00 |

TOTAL GROSS DEBT \$785,784.00
Per Capita Gross Debt \$198.28
Deductions for

| | |
|---------------------------------|--------------|
| School debt | \$182,651.00 |
| Self-liquidating debt | 189,285.00 |
| Other capital debt | |

TOTAL DEDUCTIONS 371,936.00
NET DEBT \$413,848.00
Average Assessed Valuations

| | |
|--|----------------|
| Real Property 1950-1951-1952 | \$3,044,179.00 |
| Per Cent of Net Debt | 13.5% |

CURRENT FINANCES DECEMBER 31, 1952

| | |
|--|--------------|
| Cash | \$127,791.51 |
| Taxes receivable | 12,860.20 |
| Tax title liens | 10,083.89 |
| Foreclosed property | 21,224.11 |
| Accounts receivable | 633.50 |
| State road aid receivable | |
| Emergencies and deferred charges | 437.10 |

TOTAL ASSETS \$173,030.41

| | |
|----------------------------|-------------|
| Cash liabilities | \$25,034.40 |
| Reserves | 44,801.70 |
| Surplus revenue | 103,194.20 |

TOTAL LIABILITIES AND SURPLUS \$173,030.41

WALL TOWNSHIP—MONMOUTH COUNTY

Population Census, 1950—7,386 Land Area 31.4 sq. mi. Net Valuation Taxable \$3,931,084

| | |
|--|---------------------|
| EXPENDITURES AND REQUIRED PAYMENTS FOR 1952 | |
| General Government | |
| Administrative and executive | \$18,813.18 |
| Assessment and collection of taxes | 8,450.00 |
| Finance Department | 2,200.00 |
| Protection to Persons & Property | |
| Fire | 100.00 |
| Police | 9,211.82 |
| Other | |
| Streets and Roads | |
| Repairs and maintenance | 99,750.00 |
| Street lighting | 1,200.00 |
| Sanitation | |
| Street cleaning | |
| Garbage and ash removal | |
| Sewers | |
| Health and Charities | |
| Health service | 1,500.00 |
| Poor (including relief) | 3,800.00 |
| Hospitals (aid and maintenance) | |
| Other | |
| Recreation | |
| Beaches and boardwalks | |
| Parks and playgrounds | |
| Other | |
| Educational | |
| (Exclusive of school districts) .. | 150.00 |
| Unclassified Purposes | |
| (Including contingent) | 3,600.00 |
| SUB-TOTAL—Municipal functions.. | \$148,775.00 |
| Per Capita—Municipal functions | \$20.14 |
| Capital imp'ts and capital imp't fund | \$5,000.00 |
| Debt Service | |
| Principal payments .. | |
| Interest payments .. | |
| Total | |
| Per Capita Debt Service | |
| Deferred Charges and Statutory Expenditures | |
| Emergencies | \$2,000.00 |
| Other deferred chgs. | |
| Total | 2,000.00 |
| TOTAL—Municipal expenditures .. | \$155,775.00 |
| Required Payments for Local School, County, and Special District Taxes | |
| | 359,930.16 |
| TOTAL EXPENDITURES AND REQUIRED PAYMENTS | \$515,705.16 |
| Reserve for uncollected taxes | \$48,450.00 |
| GRAND TOTAL—Budget | \$564,155.16 |
| RECEIPTS AND REVENUES REALIZED IN 1952 TO MEET EXPENDITURES AND REQUIRED PAYMENTS | |
| Surplus revenue appropriated .. | \$40,675.00 |
| Miscellaneous revenues realized .. | 84,870.53 |
| State aid revenues realized | 12,666.00 |
| Delinquent taxes including | |
| Liens—1952 collections | 44,787.27 |
| Current taxes—1952 collections .. | 361,571.23 |
| Emergency borrowings | |
| TOTAL RECEIPTS AND REVENUES REALIZED | \$544,570.03 |
| CAPITAL OUTLAY—1952 | |
| Beaches and boardwalks | |
| Buildings and equipment | \$9,058.73 |
| Parks and playgrounds | |
| Sewers | |
| Streets, roads and bridges | |
| Water supply | |
| Other | |

| | |
|---|---------------------|
| Tax rate | \$9.65 |
| Local school tax rate | 6.81 |
| County tax rate | 1.60 |
| Local purpose tax rate | 1.24 |
| TAXES | |
| Local school tax ... | \$267,841.02 |
| County taxes | 62,749.14 |
| Special district taxes | 29,340.00 |
| Local purpose levy | \$359,930.16 |
| | 48,450.00 |
| Total tax levy (tax duplicate) .. | \$408,380.16 |
| Per Capita Total Tax Levy | |
| | \$55.29 |
| Current | |
| 1952 taxes levied (total) | \$411,911.50 |
| Collected in 1952 | 361,571.23 |
| Per cent of levy collected in 1952 ... | 87.78 |
| Transferred to liens | 3,550.47 |
| Cancelled, abated or adjusted .. | 2,491.10 |
| Outstanding December 31, 1952 .. | \$44,298.70 |
| All Prior Years Outstanding | |
| Balance January 1, 1952 | \$43,278.99 |
| Collected in 1952 | 42,805.24 |
| Balance December 31, 1952 | \$150.94 |
| Tax Title Liens Outstanding | |
| Balance January 1, 1952 | \$36,215.94 |
| Redeemed by cash | 1,982.03 |
| Balance December 31, 1952 | \$32,986.49 |
| Property Acquired by Deed or Foreclosure | |
| Balance January 1, 1952 | \$26,320.93 |
| Sale for cash | 12,480.00 |
| Balance December 31, 1952 | \$29,683.63 |
| CAPITAL DEBT, DECEMBER 31, 1952 | |
| Gross Debt | |
| School debt | \$670,000.00 |
| Self-liquidating debt. | |
| Other capital debt .. | |
| TOTAL GROSS DEBT | \$670,000.00 |
| Per Capita Gross Debt | |
| | \$90.71 |
| Deductions for | |
| School debt | \$216,643.00 |
| Self-liquidating debt. | |
| Other capital debt .. | |
| TOTAL DEDUCTIONS | 216,643.00 |
| NET DEBT | \$453,357.00 |
| Average Assessed Valuations | |
| Real Property 1950-1951-1952 .. | \$3,610,722.00 |
| Per Cent of Net Debt | 12.55 |
| CURRENT FINANCES DECEMBER 31, 1952 | |
| Cash | \$259,009.68 |
| Taxes receivable | 44,449.64 |
| Tax title liens | 32,986.49 |
| Foreclosed property | 29,683.63 |
| Accounts receivable | 384.28 |
| State road aid receivable .. | 5,000.00 |
| Emergencies and deferred charges .. | |
| TOTAL ASSETS | \$372,013.72 |
| Cash liabilities | \$80,100.35 |
| Reserves | 107,504.04 |
| Surplus revenue | 184,409.33 |
| TOTAL LIABILITIES AND SURPLUS | \$372,013.72 |

WALLINGTON BOROUGH—BERGEN COUNTY

Population Census, 1950—8,910

Land Area 1.0 sq. mi.

Net Valuation Taxable \$6,033,270

| | | | |
|--|--------------|---|----------------|
| EXPENDITURES AND REQUIRED PAYMENTS FOR 1952 | | Tax rate | \$8.21 |
| | | Local school tax rate | 4.76 |
| | | County tax rate | 0.81 |
| | | Local purpose tax rate | 2.64 |
| TAXES | | | |
| General Government | | Local school tax ... | \$287,264.63 |
| Administrative and executive | \$21,647.61 | County taxes | 49,116.78 |
| Assessment and collection of taxes | 7,123.64 | Special district taxes | |
| Finance Department | | | |
| Protection to Persons & Property | | Local purpose levy | \$336,381.41 |
| Fire | 7,420.00 | Total tax levy (tax duplicate) .. | 158,752.40 |
| Police | 65,606.00 | | |
| Other | | | |
| Streets and Roads | | Per Capita Total Tax Levy | |
| Repairs and maintenance | 28,196.26 | | \$55.57 |
| Street lighting | 7,875.00 | | |
| Sanitation | | Current | |
| Street cleaning | | 1952 taxes levied (total) | \$499,942.33 |
| Garbage and ash removal | 22,052.49 | Collected in 1952 | 471,915.13 |
| Sewers | 16,555.00 | Per cent of levy collected in 1952 .. | 94.39 |
| Health and Charities | | Transferred to liens | 61.58 |
| Health service | 6,400.00 | Cancelled, abated or adjusted .. | 3,597.19 |
| Poor (including relief) | 2,050.00 | Outstanding December 31, 1952 .. | \$24,368.43 |
| Hospitals (aid and maintenance) .. | | | |
| Other | | | |
| Recreation | | All Prior Years Outstanding | |
| Beaches and boardwalks | | Balance January 1, 1952 | \$29,092.97 |
| Parks and playgrounds | 2,500.00 | Collected in 1952 | 29,072.68 |
| Other | | Balance December 31, 1952 | |
| Educational | | Tax Title Liens Outstanding | |
| (Exclusive of school districts) .. | | Balance January 1, 1952 | \$1,046.45 |
| Unclassified Purposes | | Redeemed by cash | 693.88 |
| (Including contingent) | 674.00 | Balance December 31, 1952 | \$414.15 |
| SUB-TOTAL—Municipal functions .. | \$188,100.00 | Property Acquired by Deed or Foreclosure | |
| Per Capita—Municipal functions | | Balance January 1, 1952 | \$24,877.50 |
| | \$21.11 | Sale for cash | 500.00 |
| Capital imp'ts and capital imp't fund | \$1,000.00 | Balance December 31, 1952 | \$24,302.50 |
| Debt Service | | CAPITAL DEBT, DECEMBER 31, 1952 | |
| Principal payments .. | \$38,500.00 | Gross Debt | |
| Interest payments .. | 9,965.15 | School debt | \$346,500.00 |
| Total | 48,465.15 | Self-liquidating debt .. | 34,800.00 |
| Per Capita Debt | | Other capital debt .. | 255,215.00 |
| | \$5.44 | TOTAL GROSS DEBT | |
| Deferred Charges and Statutory Expenditures | | | \$636,515.00 |
| Emergencies | \$10,690.00 | Per Capita Gross Debt | |
| Other deferred chgs. .. | 9,048.86 | | \$71.44 |
| Total | 19,738.86 | Deductions for | |
| TOTAL—Municipal expenditures ... | \$257,304.01 | School debt | \$299,060.00 |
| Required Payments for Local School, County, and Special District Taxes | | Self-liquidating debt .. | 34,800.00 |
| | 336,381.41 | Other capital debt .. | 9,609.00 |
| TOTAL EXPENDITURES AND REQUIRED PAYMENTS | | TOTAL DEDUCTIONS | |
| | \$593,685.42 | | 343,469.00 |
| Reserve for uncollected taxes | \$37,071.49 | NET DEBT | |
| GRAND TOTAL—Budget | \$630,756.91 | | \$293,046.00 |
| RECEIPTS AND REVENUES REALIZED IN 1952 TO MEET EXPENDITURES AND REQUIRED PAYMENTS | | Average Assessed Valuations | |
| Surplus revenue appropriated .. | \$38,000.00 | Real Property 1950-1951-1952 .. | \$4,984,342.00 |
| Miscellaneous revenues realized .. | 55,036.17 | Per Cent of Net Debt | 5.87 |
| State aid revenues realized | 5,255.00 | CURRENT FINANCES DECEMBER 31, 1952 | |
| Delinquent taxes including | | Cash | \$47,973.53 |
| liens—1952 collections | 29,766.56 | Taxes receivable | 24,368.43 |
| current taxes—1952 collections .. | 471,915.13 | Tax title liens | 414.15 |
| Emergency borrowings | | Foreclosed property | 24,302.50 |
| TOTAL RECEIPTS AND REVENUES REALIZED | \$599,972.86 | Accounts receivable | 5,174.04 |
| CAPITAL OUTLAY—1952 | | State road aid receivable | |
| Beaches and boardwalks | | Emergencies and deferred charges .. | 13,618.81 |
| Buildings and equipment | \$99.40 | TOTAL ASSETS | |
| Parks and playgrounds | | | \$115,851.46 |
| Sewers | 3,290.73 | Cash liabilities | \$24,795.29 |
| Streets, roads and bridges | 873.06 | Reserves | 54,259.12 |
| Water supply | | Surplus revenue | 36,797.05 |
| Other | 10,025.00 | TOTAL LIABILITIES AND SURPLUS | |
| | | | \$115,851.46 |

WALPACK TOWNSHIP—SUSSEX COUNTY

Population Census, 1950—204 Land Area 22.8 sq. mi. Net Valuation Taxable \$422,736

| | |
|--|--------------------|
| EXPENDITURES AND REQUIRED PAYMENTS FOR 1952 | |
| General Government | |
| Administrative and executive | \$1,570.50 |
| Assessment and collection of taxes | 1,199.50 |
| Finance Department | 175.00 |
| Protection to Persons & Property | |
| Fire | 1,000.00 |
| Police | |
| Other | |
| Streets and Roads | |
| Repairs and maintenance | 10,598.46 |
| Street lighting | |
| Sanitation | |
| Street cleaning | |
| Garbage and ash removal | |
| Sewers | |
| Health and Charities | |
| Health service | 25.00 |
| Poor (including relief) | 25.00 |
| Hospitals (aid and maintenance) | |
| Other | |
| Recreation | |
| Beaches and boardwalks | |
| Parks and playgrounds | |
| Other | |
| Educational (Exclusive of school districts) .. | |
| | |
| Unclassified Purposes (Including contingent) | |
| | |
| SUB-TOTAL—Municipal functions .. | \$14,593.46 |
| Per Capita—Municipal functions ... | |
| | \$71.54 |
| Capital imp'ts and capital imp't fund | \$5,606.00 |
| Debt Service | |
| Principal payments .. | |
| Interest payments .. | \$365.00 |
| Total | 365.00 |
| Per Capita Debt Service | |
| | \$1.79 |
| Deferred Charges and Statutory Expenditures | |
| Emergencies | \$1,871.02 |
| Other deferred chgs. | 2,501.45 |
| Total | 4,372.47 |
| TOTAL—Municipal expenditures ... | \$24,936.93 |
| Required Payments for Local School, County, and Special District Taxes | |
| | 30,822.95 |
| TOTAL EXPENDITURES AND REQUIRED PAYMENTS | |
| | \$55,759.88 |
| Reserve for uncollected taxes | \$8,213.89 |
| GRAND TOTAL—Budget | \$63,973.77 |
| RECEIPTS AND REVENUES REALIZED IN 1952 TO MEET EXPENDITURES AND REQUIRED PAYMENTS | |
| Surplus revenue appropriated .. | \$4,000.00 |
| Miscellaneous revenues realized .. | 3,238.32 |
| State aid revenues realized | 11,583.00 |
| Delinquent taxes including | |
| Liens—1952 collections | 5,197.31 |
| Current taxes—1952 collections .. | 29,935.50 |
| Emergency borrowings | |
| TOTAL RECEIPTS AND REVENUES REALIZED | \$53,954.13 |

CAPITAL OUTLAY—1952

| | |
|----------------------------------|------------|
| Beaches and boardwalks | |
| Buildings and equipment | \$2,400.00 |
| Parks and playgrounds | |
| Sewers | |
| Streets, roads and bridges | |
| Water supply | |
| Other | |

| | |
|------------------------------|----------------|
| Tax rate | \$10.27 |
| Local school tax rate | 5.25 |
| County tax rate | 2.04 |
| Local purpose tax rate | 2.98 |

TAXES

| | | |
|--|-----------------|--------------------|
| Local school tax ... | \$22,202.34 | |
| County taxes | 8,620.61 | |
| Special district taxes | | |
| Local purpose levy | | \$30,822.95 |
| | | 12,569.36 |
| Total tax levy (tax duplicate) .. | | \$43,392.31 |
| Per Capita Total Tax Levy | | |
| | \$212.71 | |

| | | |
|---------------------------------------|-------|--------------------|
| Current | | |
| 1952 taxes levied (total) | | \$43,392.31 |
| Collected in 1952 | | 29,935.50 |
| Per cent of levy collected in 1952 .. | 68.98 | |
| Transferred to liens | | |
| Cancelled, abated or adjusted .. | | 779.65 |
| Outstanding December 31, 1952 .. | | \$12,677.16 |

| | | |
|------------------------------------|--|-------------------|
| All Prior Years Outstanding | | |
| Balance January 1, 1952 | | \$8,507.91 |
| Collected in 1952 | | 4,197.31 |
| Balance December 31, 1952 | | \$4,224.27 |

| | | |
|------------------------------------|--|-----------------|
| Tax Title Liens Outstanding | | |
| Balance January 1, 1952 | | \$7,855.79 |
| Redeemed by cash | | 1,000.00 |
| Balance December 31, 1952 | | \$238.93 |

| | | |
|---|--|-------|
| Property Acquired by Deed or Foreclosure | | |
| Balance January 1, 1952 | | |
| Sale for cash | | |
| Balance December 31, 1952 | | |

CAPITAL DEBT, DECEMBER 31, 1952

| | | |
|-----------------------------|-------------|-----------------|
| Gross Debt | | |
| School debt | \$28,618.00 | |
| Self-liquidating debt. | | |
| Other capital debt .. | | |
| TOTAL GROSS DEBT | | \$28,618.00 |
| Per Capita Gross Debt | | \$140.28 |

| | | |
|-----------------------------|-------------|-------------------|
| Deductions for | | |
| School debt | \$22,846.00 | |
| Self-liquidating debt. | | |
| Other capital debt .. | | |
| TOTAL DEDUCTIONS | | 22,846.00 |
| NET DEBT | | \$5,772.00 |

| | | |
|------------------------------------|--|--------------|
| Average Assessed Valuations | | |
| Real Property 1950-1951-1952 .. | | \$380,762.00 |
| Per Cent of Net Debt | | 1.51 |

CURRENT FINANCES DECEMBER 31, 1952

| | |
|-------------------------------------|--------------------|
| Cash | \$11,147.38 |
| Taxes receivable | 16,901.43 |
| Tax title liens | 238.93 |
| Foreclosed property | |
| Accounts receivable | 12.19 |
| State road aid receivable | 3,279.52 |
| Emergencies and deferred charges .. | 352.78 |
| TOTAL ASSETS | \$31,932.23 |
| Cash liabilities | \$3,788.79 |
| Reserves | 17,152.55 |
| Surplus revenue | 10,990.89 |
| TOTAL LIABILITIES AND SURPLUS | \$31,932.23 |

WANAQUE BOROUGH—PASSAIC COUNTY

Population Census, 1950—4,222

Land Area 8.2 sq. mi.

Net Valuation Taxable \$3,494,269

| | |
|--|--------------|
| EXPENDITURES AND REQUIRED PAYMENTS FOR 1952 | |
| General Government | |
| Administrative and executive | \$14,865.00 |
| Assessment and collection of taxes | 6,325.00 |
| Finance Department | |
| Protection to Persons & Property | |
| Fire | 12,475.00 |
| Police | 18,950.00 |
| Other | |
| Streets and Roads | |
| Repairs and maintenance | 21,763.00 |
| Street lighting | 6,467.00 |
| Sanitation | |
| Street cleaning | |
| Garbage and ash removal | 9,675.00 |
| Sewers | |
| Health and Charities | |
| Health service | 1,825.00 |
| Poor (including relief) | 1,700.00 |
| Hospitals (aid and maintenance) | |
| Other | |
| Recreation | |
| Beaches and boardwalks | |
| Parks and playgrounds | 2,000.00 |
| Other | |
| Educational (Exclusive of school districts) .. | |
| | |
| Unclassified Purposes (Including contingent) | |
| | 1,200.00 |
| SUB-TOTAL—Municipal functions.. | |
| | \$97,245.00 |
| Per Capita—Municipal functions | |
| | \$23.03 |
| Capital imp'ts and capital imp't fund | \$7,700.00 |
| Debt Service | |
| Principal payments | \$4,000.00 |
| Interest payments | 214.25 |
| Total | 4,214.25 |
| Per Capita Debt Service | |
| | \$1.00 |
| Deferred Charges and Statutory Expenditures | |
| Emergencies | \$1,500.00 |
| Other deferred chgs. | 18,054.92 |
| Total | 19,554.92 |
| TOTAL—Municipal expenditures ... | |
| | \$128,714.17 |
| Required Payments for Local School, County, and Special District Taxes | |
| | 166,196.83 |
| TOTAL EXPENDITURES AND REQUIRED PAYMENTS | |
| | \$294,911.00 |
| Reserve for uncollected taxes | \$31,174.38 |
| GRAND TOTAL—Budget | |
| | \$326,085.38 |
| RECEIPTS AND REVENUES REALIZED IN 1952 TO MEET EXPENDITURES AND REQUIRED PAYMENTS | |
| Surplus revenue appropriated .. | \$25,200.00 |
| Miscellaneous revenues realized. . | 41,174.34 |
| State aid revenues realized | 8,891.00 |
| Delinquent taxes including | |
| liens—1952 collections | 20,216.13 |
| current taxes—1952 collections.. | 209,261.00 |
| Emergency borrowings | |
| TOTAL RECEIPTS AND REVENUES REALIZED | |
| | \$304,742.47 |

CAPITAL OUTLAY—1952

| | |
|----------------------------------|------------|
| Beaches and boardwalks | |
| Buildings and equipment | |
| Parks and playgrounds | |
| Sewers | |
| Streets, roads and bridges | |
| Water supply | \$2,685.19 |
| Other | 271.58 |

| | |
|------------------------------|---------------|
| Tax rate | \$6.66 |
| Local school tax rate | 3.88 |
| County tax rate | 0.88 |
| Local purpose tax rate | 1.90 |

TAXES

| | | |
|-----------------------------------|--------------|--------------|
| Local school tax ... | \$135,416.59 | |
| County taxes | 30,780.24 | |
| Special district taxes | | |
| Local purpose levy | | \$166,196.83 |
| | | 66,475.82 |
| Total tax levy (tax duplicate) .. | | \$232,672.65 |

| | |
|--|----------------|
| Per Capita Total Tax Levy | \$55.11 |
|--|----------------|

Current

| | |
|---------------------------------------|--------------|
| 1952 taxes levied (total) | \$234,637.89 |
| Collected in 1952 | 209,261.00 |
| Per cent of levy collected in 1952 .. | 89.18 |
| Transferred to liens | 632.70 |
| Cancelled, abated or adjusted | 3,165.92 |
| Outstanding December 31, 1952 .. | \$21,578.27 |

All Prior Years Outstanding

| | |
|---------------------------------|-------------|
| Balance January 1, 1952 | \$26,085.84 |
| Collected in 1952 | 19,883.22 |
| Balance December 31, 1952 | \$6,849.04 |

Tax Title Liens Outstanding

| | |
|---------------------------------|------------|
| Balance January 1, 1952 | \$5,828.94 |
| Redeemed by cash | 332.91 |
| Balance December 31, 1952 | \$6,188.61 |

Property Acquired by Deed or Foreclosure

| | |
|---------------------------------|------------|
| Balance January 1, 1952 | \$2,340.00 |
| Sale for cash | 267.00 |
| Balance December 31, 1952 | \$2,033.00 |

CAPITAL DEBT, DECEMBER 31, 1952

| | |
|--------------------------|-------------|
| Gross Debt | |
| School debt | \$14,500.00 |
| Self-liquidating debt. . | 147,000.00 |
| Other capital debt .. | 24,000.00 |

| | |
|------------------------------------|---------------------|
| TOTAL GROSS DEBT | \$185,500.00 |
| Per Capita Gross Debt | \$43.94 |

Deductions for

| | |
|--------------------------|-------------|
| School debt | \$14,500.00 |
| Self-liquidating debt. . | 142,074.00 |
| Other capital debt .. | |

| | |
|-------------------------------|-------------------|
| TOTAL DEDUCTIONS | 156,574.00 |
|-------------------------------|-------------------|

| | |
|-----------------------|--------------------|
| NET DEBT | \$28,926.00 |
|-----------------------|--------------------|

Average Assessed Valuations

| | |
|--------------------------------|----------------|
| Real Property 1950-1951-1952.. | \$3,123,370.00 |
| Per Cent of Net Debt | 0.92 |

CURRENT FINANCES DECEMBER 31, 1952

| | |
|-------------------------------------|---------------------|
| Cash | \$41,396.09 |
| Taxes receivable | 27,427.31 |
| Tax title liens | 6,188.61 |
| Foreclosed property | 2,033.00 |
| Accounts receivable | 4,348.04 |
| State road aid receivable | 17,521.17 |
| Emergencies and deferred charges .. | 4,765.44 |
| TOTAL ASSETS | \$103,679.66 |

| | |
|------------------------|-------------|
| Cash liabilities | \$32,071.95 |
| Reserves | 39,996.96 |
| Surplus revenue | 31,610.75 |

| | |
|--|---------------------|
| TOTAL LIABILITIES AND SURPLUS | \$103,679.66 |
|--|---------------------|

WANTAGE TOWNSHIP—SUSSEX COUNTY

Population Census, 1950—2,543 Land Area 67.9 sq. mi. Net Valuation Taxable \$1,632,049

| | |
|--|---------------------|
| EXPENDITURES AND REQUIRED PAYMENTS FOR 1952 | |
| General Government | |
| Administrative and executive | \$5,059.00 |
| Assessment and collection of taxes | 1,551.10 |
| Finance Department | 425.00 |
| Protection to Persons & Property | |
| Fire | 2,000.00 |
| Police | 125.00 |
| Other | |
| Streets and Roads | |
| Repairs and maintenance | 40,928.46 |
| Street lighting | |
| Sanitation | |
| Street cleaning | |
| Garbage and ash removal | |
| Sewers | |
| Health and Charities | |
| Health service | 1,350.00 |
| Poor (including relief) | 315.00 |
| Hospitals (aid and maintenance) | 500.00 |
| Other | |
| Recreation | |
| Beaches and boardwalks | |
| Parks and playgrounds | |
| Other | |
| Educational | |
| (Exclusive of school districts) .. | 200.00 |
| Unclassified Purposes | |
| (Including contingent) | |
| SUB-TOTAL—Municipal functions.. | \$52,453.56 |
| Per Capita—Municipal functions | |
| Capital imp'ts and capital imp't fund | \$20.63 |
| Debt Service | \$12,588.00 |
| Principal payments .. | |
| Interest payments .. | |
| Total | |
| Per Capita Debt Service | |
| Deferred Charges and Statutory Expenditures | |
| Emergencies | |
| Other deferred chgs. | \$18,549.56 |
| Total | 18,549.56 |
| TOTAL—Municipal expenditures .. | \$83,591.12 |
| Required Payments for Local School, County, and Special District Taxes | |
| | 103,202.17 |
| TOTAL EXPENDITURES AND REQUIRED PAYMENTS | \$186,793.29 |
| Reserve for uncollected taxes | \$29,000.00 |
| GRAND TOTAL—Budget | \$215,793.29 |
| RECEIPTS AND REVENUES REALIZED IN 1952 TO MEET EXPENDITURES AND REQUIRED PAYMENTS | |
| Surplus revenue appropriated .. | \$20,000.00 |
| Miscellaneous revenues realized .. | 13,067.98 |
| State aid revenues realized | 19,032.00 |
| Delinquent taxes including | |
| Liens—1952 collections | 23,788.26 |
| Current taxes—1952 collections.. | 103,955.83 |
| Emergency borrowings | |
| TOTAL RECEIPTS AND REVENUES REALIZED | \$179,844.07 |

| | |
|------------------------------|---------------|
| Tax rate | \$8.10 |
| Local school tax rate | 4.27 |
| County tax rate | 2.04 |
| Local purpose tax rate | 1.79 |

| | |
|--|---------------------|
| TAXES | |
| Local school tax ... | \$69,657.69 |
| County taxes | 33,544.48 |
| Special district taxes | |
| Local purpose levy | \$103,202.17 |
| | 29,000.00 |
| Total tax levy (tax duplicate) .. | \$132,202.17 |
| Per Capita Total Tax Levy | \$51.99 |

| | |
|--|--------------|
| Current | |
| 1952 taxes levied (total) | \$132,195.98 |
| Collected in 1952 | 103,955.83 |
| Per cent of levy collected in 1952 ... | 78.63 |
| Transferred to liens | 48.60 |
| Cancelled, abated or adjusted | 1,383.96 |
| Outstanding December 31, 1952 .. | \$26,807.59 |

| | |
|------------------------------------|-------------|
| All Prior Years Outstanding | |
| Balance January 1, 1952 | \$35,772.82 |
| Collected in 1952 | 23,788.26 |
| Balance December 31, 1952 | \$11,533.34 |

| | |
|------------------------------------|----------|
| Tax Title Liens Outstanding | |
| Balance January 1, 1952 | \$486.17 |
| Redeemed by cash | |
| Balance December 31, 1952 | \$534.77 |

| | |
|---|------------|
| Property Acquired by Deed or Foreclosure | |
| Balance January 1, 1952 | \$1,000.00 |
| Sale for cash | |
| Balance December 31, 1952 | \$1,000.00 |

| | |
|--|--------------------|
| CAPITAL DEBT, DECEMBER 31, 1952 | |
| Gross Debt | |
| School debt | \$46,000.00 |
| Self-liquidating debt .. | |
| Other capital debt .. | 6,687.00 |
| TOTAL GROSS DEBT | \$52,687.00 |
| Per Capita Gross Debt | \$20.72 |

| | |
|-------------------------------|-------------------|
| Deductions for | |
| School debt | \$46,000.00 |
| Self-liquidating debt .. | |
| Other capital debt .. | |
| TOTAL DEDUCTIONS | 46,000.00 |
| NET DEBT | \$6,687.00 |

| | |
|------------------------------------|----------------|
| Average Assessed Valuations | |
| Real Property 1950-1951-1952.. | \$1,397,455.00 |
| Per Cent of Net Debt | 0.47 |

| | |
|---|---------------------|
| CURRENT FINANCES DECEMBER 31, 1952 | |
| Cash | \$36,214.65 |
| Taxes receivable | 38,340.93 |
| Tax title liens | 534.77 |
| Foreclosed property | 1,000.00 |
| Accounts receivable | 2,580.08 |
| State road aid receivable .. | 23,216.48 |
| Emergencies and deferred charges .. | 6,582.38 |
| TOTAL ASSETS | \$108,469.29 |

| | |
|--|---------------------|
| Cash liabilities | \$24,915.61 |
| Reserves | 42,455.78 |
| Surplus revenue | 41,097.90 |
| TOTAL LIABILITIES AND SURPLUS | \$108,469.29 |

CAPITAL OUTLAY—1952

| | |
|----------------------------------|-------|
| Beaches and boardwalks | |
| Buildings and equipment | |
| Parks and playgrounds | |
| Sewers | |
| Streets, roads and bridges | |
| Water supply | |
| Other | |

WARREN TOWNSHIP—SOMERSET COUNTY

Population Census, 1950—3,316

Land Area 19.3 sq. mi.

Net Valuation Taxable \$2,303,420

EXPENDITURES AND REQUIRED PAYMENTS FOR 1952

| | |
|---|--------------------|
| General Government | |
| Administrative and executive | \$10,075.00 |
| Assessment and collection of taxes | 4,150.00 |
| Finance Department | |
| Protection to Persons & Property | |
| Fire | 3,600.00 |
| Police | 875.00 |
| Other | |
| Streets and Roads | |
| Repairs and maintenance | 30,090.00 |
| Street lighting | |
| Sanitation | |
| Street cleaning | |
| Garbage and ash removal | |
| Sewers | |
| Health and Charities | |
| Health services | |
| Poor (including relief) | 1,850.00 |
| Hospitals (aid and maintenance) | 300.00 |
| Other | 525.00 |
| Recreation | |
| Beaches and boardwalks | |
| Parks and playgrounds | |
| Other | |
| Educational | |
| (Exclusive of school districts) .. | |
| Unclassified Purposes | |
| (Including contingent) | 200.00 |
| SUB-TOTAL—Municipal functions.. | \$51,665.00 |

| | |
|--|----------------|
| Per Capita—Municipal functions | \$15.58 |
| Capital imp'ts and capital imp't fund | \$20,000.00 |
| Debt Service | |
| Principal payments | |
| Interest payments .. | \$100.00 |
| Total | 100.00 |
| Per Capita Debt | |
| Service | \$0.03 |
| Deferred Charges and Statutory Expenditures | |
| Emergencies | |
| Other deferred chgs. .. | \$722.99 |
| Total | 722.99 |

| | |
|---|--------------------|
| TOTAL—Municipal expenditures .. | \$72,487.99 |
| Required Payments for Local School, County, and Special District Taxes | 176,480.72 |

| | |
|--|---------------------|
| TOTAL EXPENDITURES AND REQUIRED PAYMENTS. | \$248,968.71 |
| Reserve for uncollected taxes | \$41,045.01 |
| GRAND TOTAL—Budget | \$290,013.72 |

| | |
|--|---------------------|
| RECEIPTS AND REVENUES REALIZED IN 1952 TO MEET EXPENDITURES AND REQUIRED PAYMENTS | |
| Surplus revenue appropriated .. | \$23,700.00 |
| Miscellaneous revenues realized .. | 25,510.89 |
| State aid revenues realized | 17,911.00 |
| Delinquent taxes including | |
| liens—1952 collections | 80,527.84 |
| Current taxes—1952 collections .. | 178,297.14 |
| Emergency borrowings | |
| TOTAL RECEIPTS AND REVENUES REALIZED | \$270,246.87 |

CAPITAL OUTLAY—1952

| | |
|----------------------------------|-------|
| Beaches and boardwalks | |
| Buildings and equipment | |
| Parks and playgrounds | |
| Sewers | |
| Streets, roads and bridges | |
| Water supply | |
| Other | |

| | |
|------------------------------|---------------|
| Tax rate | \$9.13 |
| Local school tax rate | 6.73 |
| County tax rate | 0.94 |
| Local purpose tax rate | 1.46 |

TAXES

| | | |
|--|---------------------|--|
| Local school tax ... | \$154,982.83 | |
| County taxes | 21,497.89 | |
| Special district taxes | | |
| Local purpose levy | 176,480.72 | |
| | 33,622.00 | |
| Total tax levy (tax duplicate) .. | \$210,102.72 | |

| | |
|--|----------------|
| Per Capita Total Tax Levy | \$63.36 |
|--|----------------|

| | |
|--|--------------|
| Current | |
| 1952 taxes levied (total) | \$213,024.03 |
| Collected in 1952 | 178,297.14 |
| Per cent of levy collected in 1952 ... | 83.70 |
| Transferred to liens | 1,107.24 |
| Cancelled, abated or adjusted | 1,443.65 |
| Outstanding December 31, 1952 .. | \$32,176.00 |

| | |
|------------------------------------|-------------|
| All Prior Years Outstanding | |
| Balance January 1, 1952 | \$31,848.74 |
| Collected in 1952 | 30,220.35 |
| Balance December 31, 1952 | \$1,071.85 |

| | |
|------------------------------------|-------------|
| Tax Title Liens Outstanding | |
| Balance January 1, 1952 | \$19,037.51 |
| Redeemed by cash | 307.49 |
| Balance December 31, 1952 | \$20,178.07 |

| | |
|---|------------|
| Property Acquired by Deed or Foreclosure | |
| Balance January 1, 1952 | \$5,500.00 |
| Sale for cash | |
| Balance December 31, 1952 | \$5,500.00 |

CAPITAL DEBT, DECEMBER 31, 1952

| | |
|------------------------------------|---------------------|
| Gross Debt | |
| School debt | \$322,000.00 |
| Self-liquidating debt .. | |
| Other capital debt .. | 4,000.00 |
| TOTAL GROSS DEBT | \$326,000.00 |
| Per Capita Gross Debt | \$98.31 |

| | |
|-------------------------------|---------------------|
| Deductions for | |
| School debt | \$126,852.00 |
| Self-liquidating debt .. | |
| Other capital debt .. | |
| TOTAL DEDUCTIONS | 126,852.00 |
| NET DEBT | \$199,148.00 |

| | |
|------------------------------------|----------------|
| Average Assessed Valuations | |
| Real Property 1950-1951-1952 .. | \$2,114,203.00 |
| Per Cent of Net Debt | 9.41 |

CURRENT FINANCES DECEMBER 31, 1952

| | |
|-------------------------------------|---------------------|
| Cash | \$68,366.84 |
| Taxes receivable | 33,247.85 |
| Tax title liens | 20,178.07 |
| Foreclosed property | 5,500.00 |
| Accounts receivable | 1,009.00 |
| State road aid receivable | 37,789.80 |
| Emergencies and deferred charges .. | |
| TOTAL ASSETS | \$166,091.56 |

| | |
|--|---------------------|
| Cash liabilities | \$37,140.66 |
| Reserves | 59,934.92 |
| Surplus revenue | 69,015.98 |
| TOTAL LIABILITIES AND SURPLUS | \$166,091.56 |

WASHINGTON BOROUGH—WARREN COUNTY

Population Census, 1950—4,802 Land Area 2.0 sq. mi. Net Valuation Taxable \$5,568,308

| | |
|--|---------------------|
| EXPENDITURES AND REQUIRED PAYMENTS FOR 1952 | |
| General Government | |
| Administrative and executive | \$15,734.28 |
| Assessment and collection of taxes | 4,981.57 |
| Finance Department | |
| Protection to Persons & Property | |
| Fire | 14,756.23 |
| Police | 22,720.72 |
| Other | |
| Streets and Roads | |
| Repairs and maintenance | 28,582.23 |
| Street lighting | 6,270.00 |
| Sanitation | |
| Street cleaning | |
| Garbage and ash removal | 13,396.55 |
| Sewers | 15,040.80 |
| Health and Charities | |
| Health service | 2,563.00 |
| Poor (including relief) | 145.00 |
| Hospitals (aid and maintenance) | |
| Other | |
| Recreation | |
| Beaches and boardwalks | |
| Parks and playgrounds | 4,835.00 |
| Other | |
| Educational | |
| (Exclusive of school districts) .. | 4,525.02 |
| Unclassified Purposes | |
| (Including contingent) | 5,407.75 |
| SUB-TOTAL—Municipal functions.. | \$138,958.15 |

| | |
|--|---------------------|
| Per Capita—Municipal functions | \$28.94 |
| Capital imp'ts and capital imp't fund | \$5,791.12 |
| Debt Service | |
| Principal payments .. | \$9,000.00 |
| Interest payments .. | 3,685.00 |
| Total | 12,685.00 |
| Per Capita Debt Service | |
| | \$2.64 |
| Deferred Charges and Statutory Expenditures | |
| Emergencies | |
| Other deferred chgs. | \$8,151.51 |
| Total | 8,151.51 |
| TOTAL—Municipal expenditures ... | \$165,585.78 |

| | |
|---|---------------------|
| Required Payments for Local School, County, and Special District Taxes | 237,141.26 |
| TOTAL EXPENDITURES AND REQUIRED PAYMENTS | \$402,727.04 |
| Reserve for uncollected taxes | \$36,801.55 |
| GRAND TOTAL—Budget | \$439,528.59 |

| | |
|--|---------------------|
| RECEIPTS AND REVENUES REALIZED IN 1952 TO MEET EXPENDITURES AND REQUIRED PAYMENTS | |
| Surplus revenue appropriated .. | \$12,500.00 |
| Miscellaneous revenues realized .. | 41,154.89 |
| State aid revenues realized | 7,291.82 |
| Delinquent taxes including | |
| liens—1952 collections | 26,503.89 |
| Current taxes—1952 collections.. | 339,061.96 |
| Emergency borrowings | |
| TOTAL RECEIPTS AND REVENUES REALIZED | \$426,512.56 |

| | |
|----------------------------------|-----------|
| CAPITAL OUTLAY—1952 | |
| Beaches and boardwalks | |
| Buildings and equipment | \$382.90 |
| Parks and playgrounds | |
| Sewers | 13,259.12 |
| Streets, roads and bridges | 4,928.75 |
| Water supply | |
| Other | |

| | |
|------------------------------|---------------|
| Tax rate | \$6.40 |
| Local school tax rate | 2.93 |
| County tax rate | 1.33 |
| Local purpose tax rate | 2.23 |

| | |
|--|---------------------|
| TAXES | |
| Local school tax ... | \$163,276.75 |
| County taxes | 73,864.51 |
| Special district taxes | |
| Local purpose levy | \$237,141.26 |
| | 128,988.69 |
| Total tax levy (tax duplicate) .. | \$366,129.95 |

| | |
|--|----------------|
| Per Capita Total Tax Levy | \$76.25 |
|--|----------------|

| | |
|--|--------------|
| Current | |
| 1952 taxes levied (total) | \$369,873.57 |
| Collected in 1952 | 339,061.96 |
| Per cent of levy collected in 1952 ... | 91.67 |
| Transferred to liens | 514.64 |
| Cancelled, abated or adjusted | 805.38 |
| Outstanding December 31, 1952 .. | \$29,491.59 |

| | |
|------------------------------------|-------------|
| All Prior Years Outstanding | |
| Balance January 1, 1952 | \$33,126.20 |
| Collected in 1952 | 26,144.05 |
| Balance December 31, 1952 | \$5,117.37 |

| | |
|------------------------------------|------------|
| Tax Title Liens Outstanding | |
| Balance January 1, 1952 | \$2,610.57 |
| Redeemed by cash | 355.19 |
| Balance December 31, 1952 | \$2,942.94 |

| | |
|---|-------|
| Property Acquired by Deed or Foreclosure | |
| Balance January 1, 1952 | |
| Sale for cash | |
| Balance December 31, 1952 | |

| | |
|--|---------------------|
| CAPITAL DEBT, DECEMBER 31, 1952 | |
| Gross Debt | |
| School debt | \$269,000.00 |
| Self-liquidating debt .. | 355.19 |
| Other capital debt .. | 202,698.00 |
| TOTAL GROSS DEBT | \$471,698.00 |
| Per Capita Gross Debt | \$98.23 |

| | |
|-------------------------------|---------------------|
| Deductions for | |
| School debt | \$269,000.00 |
| Self-liquidating debt .. | |
| Other capital debt .. | |
| TOTAL DEDUCTIONS | 269,000.00 |
| NET DEBT | \$202,698.00 |

| | |
|------------------------------------|----------------|
| Average Assessed Valuations | |
| Real Property 1950-1951-1952.. | \$4,446,663.00 |
| Per Cent of Net Debt | 4.55 |

| | |
|---|---------------------|
| CURRENT FINANCES DECEMBER 31, 1952 | |
| Cash | \$107,202.85 |
| Taxes receivable | 34,608.96 |
| Tax title liens | 2,942.94 |
| Foreclosed property | |
| Accounts receivable | 407.50 |
| State road aid receivable .. | |
| Emergencies and deferred charges .. | 3,107.51 |
| TOTAL ASSETS | \$148,269.76 |

| | |
|--|---------------------|
| Cash liabilities | \$54,783.01 |
| Reserves | 37,959.40 |
| Surplus revenue | 55,527.35 |
| TOTAL LIABILITIES AND SURPLUS | \$148,269.76 |

WASHINGTON TOWNSHIP—BERGEN COUNTY

Population Census, 1950—1,208

Land Area 3.1 sq. mi.

Net Valuation Taxable \$1,989,512

EXPENDITURES AND REQUIRED PAYMENTS FOR 1952

| | |
|--|--------------------|
| General Government | |
| Administrative and executive | \$13,293.60 |
| Assessment and collection of taxes | 10,500.00 |
| Finance Department | |
| Protection to Persons & Property | |
| Fire | 6,900.00 |
| Police | 13,941.40 |
| Other | |
| Streets and Roads | |
| Repairs and maintenance | 4,900.00 |
| Street lighting | |
| Sanitation | |
| Street cleaning | |
| Garbage and ash removal | |
| Sewers | |
| Health and Charities | |
| Health service | 1,850.00 |
| Poor (including relief) | 250.00 |
| Hospitals (aid and maintenance) | |
| Other | |
| Recreation | |
| Beaches and boardwalks | |
| Parks and playgrounds | |
| Other | |
| Educational (Exclusive of school districts) .. | |
| | |
| Unclassified Purposes (Including contingent) | |
| | 365.00 |
| SUB-TOTAL—Municipal functions.. | \$52,000.00 |

| | |
|---|----------------|
| Per Capita—Municipal functions | \$43.05 |
| Capital imp'ts and capital imp't fund | 2,000.00 |
| Debt Service | |
| Principal payments .. | \$450.00 |
| Interest payments .. | 1,095.00 |

| | |
|--------------------------------------|-----------------|
| Total | 1,545.00 |
| Per Capita Debt Service | |
| | \$1.28 |

| | |
|--|--------------------|
| Deferred Charges and Statutory Expenditures | |
| Emergencies | |
| Other deferred chgs. .. | \$2,250.46 |
| Total | 2,250.46 |
| TOTAL—Municipal expenditures .. | \$57,795.46 |

| | |
|---|------------------|
| Required Payments for Local School, County, and Special District Taxes | 88,206.17 |
|---|------------------|

| | |
|---|---------------------|
| TOTAL EXPENDITURES AND REQUIRED PAYMENTS | \$146,001.63 |
| Reserve for uncollected taxes | \$13,991.77 |
| GRAND TOTAL—Budget | \$159,993.40 |

RECEIPTS AND REVENUES REALIZED IN 1952 TO MEET EXPENDITURES AND REQUIRED PAYMENTS

| | |
|---|---------------------|
| Surplus revenue appropriated .. | \$15,000.00 |
| Miscellaneous revenues realized .. | 23,865.80 |
| State aid revenues realized | 2,145.00 |
| Delinquent taxes including | |
| liens—1952 collections | 8,333.02 |
| Current taxes—1952 collections.. | 110,935.96 |
| Emergency borrowings | |
| TOTAL RECEIPTS AND REVENUES REALIZED | \$160,279.78 |

CAPITAL OUTLAY—1952

| | |
|----------------------------------|------------|
| Beaches and boardwalks | |
| Buildings and equipment | \$1,156.89 |
| Parks and playgrounds | |
| Sewers | |
| Streets, roads and bridges | |
| Water supply | |
| Other | |

| | |
|-----------------------------|---------------|
| Tax rate | \$5.89 |
| Local school tax rate | 3.62 |
| County tax rate | 0.81 |
| Local purpose tax rate | 1.46 |

TAXES

| | | |
|--|--------------|---------------------|
| Local school tax ... | \$72,042.85 | |
| County taxes | 16,163.32 | |
| Special district taxes | | |
| Local purpose levy | | \$88,206.17 |
| | | 28,967.75 |
| Total tax levy (tax duplicate) .. | | \$117,173.92 |

| | |
|--|----------------|
| Per Capita Total Tax Levy | \$97.00 |
|--|----------------|

Current

| | |
|--|--------------|
| 1952 taxes levied (total) | \$121,590.55 |
| Collected in 1952 | 110,935.96 |
| Per cent of levy collected in 1952 ... | 91.24 |
| Transferred to liens | 1,789.01 |
| Cancelled, abated or adjusted | 795.33 |
| Outstanding December 31, 1952 .. | \$8,070.25 |

All Prior Years Outstanding

| | |
|---------------------------------|------------|
| Balance January 1, 1952 | \$7,526.14 |
| Collected in 1952 | 7,188.06 |
| Balance December 31, 1952 | \$78.61 |

Tax Title Liens Outstanding

| | |
|---------------------------------|-------------|
| Balance January 1, 1952 | \$24,432.48 |
| Redeemed by cash | 1,144.96 |
| Balance December 31, 1952 | \$22,857.40 |

Property Acquired by Deed or Foreclosure

| | |
|---------------------------------|-------------|
| Balance January 1, 1952 | \$19,325.00 |
| Sale for cash | 2,295.00 |
| Balance December 31, 1952 | \$21,100.00 |

CAPITAL DEBT, DECEMBER 31, 1952

| | |
|--------------------------|--------------|
| Gross Debt | |
| School debt | \$154,961.00 |
| Self-liquidating debt .. | |
| Other capital debt .. | 41,360.00 |

| | |
|------------------------------------|---------------------|
| TOTAL GROSS DEBT | \$196,321.00 |
| Per Capita Gross Debt | \$162.52 |

Deductions for

| | |
|--------------------------|--------------|
| School debt | \$130,082.00 |
| Self-liquidating debt .. | |
| Other capital debt .. | 7.00 |

| | |
|-------------------------------|--------------------|
| TOTAL DEDUCTIONS | 130,089.00 |
| NET DEBT | \$66,232.00 |

Average Assessed Valuations

| | |
|---------------------------------------|-----------------------|
| Real Property 1950-1951-1952.. | \$1,626,025.00 |
| Per Cent of Net Debt | 4.07 |

CURRENT FINANCES DECEMBER 31, 1952

| | |
|-------------------------------------|---------------------|
| Cash | \$98,032.29 |
| Taxes receivable | 8,148.86 |
| Tax title liens | 22,857.40 |
| Foreclosed property | 21,100.00 |
| Accounts receivable | 653.47 |
| State road aid receivable | 4,290.00 |
| Emergencies and deferred charges .. | 5,023.15 |
| TOTAL ASSETS | \$160,105.17 |

| | |
|------------------------|-------------|
| Cash liabilities | \$63,481.21 |
| Reserves | 52,759.73 |
| Surplus revenue | 43,864.23 |

| | |
|--|---------------------|
| TOTAL LIABILITIES AND SURPLUS | \$160,105.17 |
|--|---------------------|

WASHINGTON TOWNSHIP—BURLINGTON COUNTY

Population Census, 1950—566

Land Area 107.12 sq. mi.

Net Valuation Taxable \$299,197

| | |
|--|--------------------|
| EXPENDITURES AND REQUIRED PAYMENTS FOR 1952 | |
| General Government | |
| Administrative and executive | \$1,860.00 |
| Assessment and collection of taxes | 1,425.00 |
| Finance Department | 375.00 |
| Protection to Persons & Property | |
| Fire | 250.00 |
| Police | 470.00 |
| Other | |
| Streets and Roads | |
| Repairs and maintenance | 5,450.00 |
| Street lighting | 150.00 |
| Sanitation | |
| Street cleaning | |
| Garbage and ash removal | |
| Sewers | |
| Health and Charities | |
| Health service | 125.00 |
| Poor (including relief) | 425.00 |
| Hospitals (aid and maintenance) | |
| Other | |
| Recreation | |
| Beaches and boardwalks | |
| Parks and playgrounds | |
| Other | |
| Educational | |
| (Exclusive of school districts) .. | |
| Unclassified Purposes | |
| (Including contingent) | |
| SUB-TOTAL—Municipal functions.. | \$10,530.00 |
| Per Capita—Municipal functions | |
| Capital imp'ts and capital imp't fund | \$18.60 |
| Debt Service | |
| Principal payments .. | |
| Interest payments .. | |
| Total | |
| Per Capita Debt Service | |
| Deferred Charges and Statutory Expenditures | |
| Emergencies | |
| Other deferred chgs. | \$529.65 |
| Total | \$529.65 |
| TOTAL—Municipal expenditures .. | \$11,059.65 |
| Required Payments for Local School, County, and Special District Taxes | |
| | 22,145.37 |
| TOTAL EXPENDITURES AND REQUIRED PAYMENTS | \$33,205.02 |
| Reserve for uncollected taxes | \$2,161.46 |
| GRAND TOTAL—Budget | \$35,366.48 |
| RECEIPTS AND REVENUES REALIZED IN 1952 TO MEET EXPENDITURES AND REQUIRED PAYMENTS | |
| Surplus revenue appropriated .. | \$2,000.00 |
| Miscellaneous revenues realized .. | 4,284.83 |
| State aid revenues realized | 2,084.00 |
| Delinquent taxes including liens—1952 collections | 2,037.33 |
| Current taxes—1952 collections.. | 22,237.49 |
| Emergency borrowings | |
| TOTAL RECEIPTS AND REVENUES REALIZED | \$32,643.65 |

CAPITAL OUTLAY—1952

| | |
|----------------------------------|-------|
| Beaches and boardwalks | |
| Buildings and equipment | |
| Parks and playgrounds | |
| Sewers | |
| Streets, roads and bridges | |
| Water supply | |
| Other | |

| | |
|------------------------------|---------------|
| Tax rate | \$8.32 |
| Local school tax rate | 5.14 |
| County tax rate | 2.26 |
| Local purpose tax rate | 0.92 |

TAXES

| | | |
|--|--------------|--------------------|
| Local school tax ... | \$15,378.18 | |
| County taxes | 6,767.19 | |
| Special district taxes | | |
| Local purpose levy | | \$22,145.37 |
| Total tax levy (tax duplicate) .. | | 2,685.00 |
| Per Capita Total Tax Levy | | \$24,830.37 |

| | |
|--|-------------|
| Current | |
| 1952 taxes levied (total) | \$24,895.27 |
| Collected in 1952 | 22,237.49 |
| Per cent of levy collected in 1952 ... | 89.32 |
| Transferred to liens | 940.16 |
| Cancelled, abated or adjusted .. | |
| Outstanding December 31, 1952 .. | \$1,717.62 |

| | |
|------------------------------------|------------|
| All Prior Years Outstanding | |
| Balance January 1, 1952 | \$1,879.57 |
| Collected in 1952 | 1,362.09 |
| Balance December 31, 1952 | \$517.48 |

| | |
|------------------------------------|------------|
| Tax Title Liens Outstanding | |
| Balance January 1, 1952 | \$9,251.29 |
| Redeemed by cash | 675.24 |
| Balance December 31, 1952 | \$9,650.76 |

| | |
|---|-------|
| Property Acquired by Deed or Foreclosure | |
| Balance January 1, 1952 | |
| Sale for cash | |
| Balance December 31, 1952 | |

CAPITAL DEBT, DECEMBER 31, 1952

| | |
|------------------------------------|--------------|
| Gross Debt | |
| School debt | |
| Self-liquidating debt .. | |
| Other capital debt .. | |
| TOTAL GROSS DEBT | |
| Per Capita Gross Debt | |

| | |
|-------------------------------|--------------|
| Deductions for | |
| School debt | |
| Self-liquidating debt .. | |
| Other capital debt .. | |
| TOTAL DEDUCTIONS | |
| NET DEBT | |

| | |
|------------------------------------|--------------|
| Average Assessed Valuations | |
| Real Property 1950-1951-1952.. | \$283,506.00 |
| Per Cent of Net Debt | |

CURRENT FINANCES DECEMBER 31, 1952

| | |
|-------------------------------------|--------------------|
| Cash | \$6,356.26 |
| Taxes receivable | 2,235.10 |
| Tax title liens | 9,650.76 |
| Foreclosed property | |
| Accounts receivable | 135.48 |
| State road aid receivable | |
| Emergencies and deferred charges .. | |
| TOTAL ASSETS | \$18,377.60 |

| | |
|------------------------|------------|
| Cash liabilities | \$1,811.63 |
| Reserves | 12,021.34 |
| Surplus revenue | 4,544.63 |

| | |
|--|--------------------|
| TOTAL LIABILITIES AND SURPLUS | \$18,377.60 |
|--|--------------------|

WASHINGTON TOWNSHIP—GLOUCESTER COUNTY

Population Census, 1950—2,496

Land Area 22.32 sq. mi.

Net Valuation Taxable \$1,630,125

EXPENDITURES AND REQUIRED PAYMENTS FOR 1952

| | |
|--|--------------------|
| General Government | |
| Administrative and executive | \$6,320.36 |
| Assessment and collection of taxes | 2,705.21 |
| Finance Department | |
| Protection to Persons & Property | |
| Fire | 2,133.44 |
| Police | 2,337.56 |
| Other | |
| Streets and Roads | |
| Repairs and maintenance | 12,920.01 |
| Street lighting | 1,774.30 |
| Sanitation | |
| Street cleaning | |
| Garbage and ash removal | 104.00 |
| Sewers | |
| Health and Charities | |
| Health service | 1,261.85 |
| Poor (including relief) | 736.00 |
| Hospitals (aid and maintenance) | |
| Other | |
| Recreation | |
| Beaches and boardwalks | |
| Parks and playgrounds | |
| Other | |
| Educational (Exclusive of school districts) .. | |
| Unclassified Purposes (Including contingent) | 75.00 |
| SUB-TOTAL—Municipal functions... | \$30,367.73 |

| | |
|---|----------------|
| Per Capita—Municipal functions | \$12.17 |
| Capital imp'ts and capital imp't fund | \$3,330.15 |
| Debt Service | |
| Principal payments | |
| Interest payments | |

| | |
|--|-----------------|
| Total Per Capita Debt Service | |
| Deferred Charges and Statutory Expenditures | |
| Emergencies | |
| Other deferred chgs. | \$5,589.63 |
| Total | 5,589.63 |

| | |
|--|--------------------|
| TOTAL—Municipal expenditures .. | \$39,287.51 |
|--|--------------------|

| | |
|---|------------------|
| Required Payments for Local School, County, and Special District Taxes | 90,767.77 |
|---|------------------|

| | |
|---|---------------------|
| TOTAL EXPENDITURES AND REQUIRED PAYMENTS | \$130,055.28 |
|---|---------------------|

| | |
|-------------------------------------|-------------|
| Reserve for uncollected taxes | \$17,845.60 |
|-------------------------------------|-------------|

| | |
|---------------------------------|---------------------|
| GRAND TOTAL—Budget | \$147,900.88 |
|---------------------------------|---------------------|

RECEIPTS AND REVENUES REALIZED IN 1952 TO MEET EXPENDITURES AND REQUIRED PAYMENTS

| | |
|---------------------------------------|-------------|
| Surplus revenue appropriated | \$16,500.00 |
| Miscellaneous revenues realized | 28,960.16 |
| State aid revenues realized | 10,474.00 |
| Delinquent taxes including | |
| liens—1952 collections | 13,228.09 |
| current taxes—1952 collections .. | 78,370.46 |
| Emergency borrowings | |

| | |
|---|---------------------|
| TOTAL RECEIPTS AND REVENUES REALIZED | \$147,532.71 |
|---|---------------------|

CAPITAL OUTLAY—1952

| | |
|----------------------------------|-------|
| Beaches and boardwalks | |
| Buildings and equipment | |
| Parks and playgrounds | |
| Sewers | |
| Streets, roads and bridges | |
| Water supply | |
| Other | |

| | |
|------------------------------|---------------|
| Tax rate | \$5.58 |
| Local school tax rate | 4.56 |
| County tax rate | 1.02 |
| Local purpose tax rate | ... |

TAXES

| | | |
|--|--------------------|--|
| Local school tax ... | \$74,069.87 | |
| County taxes | 16,697.90 | |
| Special district taxes | | |
| Local purpose levy | \$90,767.77 | |
| Total tax levy (tax duplicate) .. | \$90,767.77 | |

| | |
|--|----------------|
| Per Capita Total Tax Levy | \$36.37 |
|--|----------------|

| | |
|--|-------------|
| Current | |
| 1952 taxes levied (total) | \$91,617.93 |
| Collected in 1952 | 78,370.46 |
| Per cent of levy collected in 1952 ... | 85.54 |
| Transferred to liens | 265.09 |
| Cancelled, abated or adjusted | 89.57 |
| Outstanding December 31, 1952 .. | \$12,892.81 |

| | |
|------------------------------------|-------------|
| All Prior Years Outstanding | |
| Balance January 1, 1952 | \$15,159.17 |
| Collected in 1952 | 12,491.19 |
| Balance December 31, 1952 | \$2,640.48 |

| | |
|------------------------------------|------------|
| Tax Title Liens Outstanding | |
| Balance January 1, 1952 | \$5,087.00 |
| Redeemed by cash | 736.90 |
| Balance December 31, 1952 | \$4,665.95 |

| | |
|---|------------|
| Property Acquired by Deed or Foreclosure | |
| Balance January 1, 1952 | \$7,839.83 |
| Sale for cash | |
| Balance December 31, 1952 | \$7,839.83 |

CAPITAL DEBT, DECEMBER 31, 1952

| | |
|------------------------------------|-------------------|
| Gross Debt | |
| School debt | \$4,000.00 |
| Self-liquidating debt. | |
| Other capital debt .. | |
| TOTAL GROSS DEBT | \$4,000.00 |
| Per Capita Gross Debt | \$1.60 |

| | |
|-------------------------------|-----------------|
| Deductions for | |
| School debt | \$4,000.00 |
| Self-liquidating debt. | |
| Other capital debt .. | |
| TOTAL DEDUCTIONS | 4,000.00 |

| | |
|------------------------------------|----------------|
| NET DEBT | |
| Average Assessed Valuations | |
| Real Property 1950-1951-1952 .. | \$1,447,650.00 |
| Per Cent of Net Debt | |

CURRENT FINANCES DECEMBER 31, 1952

| | |
|-------------------------------------|---------------------|
| Cash | \$79,980.25 |
| Taxes receivable | 15,533.29 |
| Tax title liens | 4,665.95 |
| Foreclosed property | 7,839.83 |
| Accounts receivable | 478.09 |
| State road aid receivable | |
| Emergencies and deferred charges .. | 70.00 |
| TOTAL ASSETS | \$108,567.41 |

| | |
|--|---------------------|
| Cash liabilities | \$610.20 |
| Reserves | 28,517.16 |
| Surplus revenue | 79,440.05 |
| TOTAL LIABILITIES AND SURPLUS | \$108,567.41 |

WASHINGTON TOWNSHIP—MERCER COUNTY

Population Census, 1950—1,843 Land Area 20.7 sq. mi. Net Valuation Taxable \$1,933,326

| | |
|--|---------------------|
| EXPENDITURES AND REQUIRED PAYMENTS FOR 1952 | |
| General Government | |
| Administrative and executive | \$4,972.20 |
| Assessment and collection of taxes | 2,654.38 |
| Finance Department | 200.00 |
| Protection to Persons & Property | |
| Fire | 950.00 |
| Police | 3,629.45 |
| Other | |
| Streets and Roads | |
| Repairs and maintenance | 19,987.97 |
| Street lighting | 1,400.00 |
| Sanitation | |
| Street cleaning | |
| Garbage and ash removal | |
| Sewers | |
| Health and Charities | |
| Health service | 1,038.92 |
| Poor (including relief) | 2,000.00 |
| Hospitals (aid and maintenance) | |
| Other | 349.65 |
| Recreation | |
| Beaches and boardwalks | |
| Parks and playgrounds | |
| Other | |
| Educational | |
| (Exclusive of school districts) .. | |
| Unclassified Purposes | |
| (Including contingent) | 200.25 |
| SUB-TOTAL—Municipal functions.. | \$37,382.82 |
| Per Capita—Municipal functions | |
| Capital imp'ts and capital imp't fund | \$20.28 |
| Debt Service | \$14,846.10 |
| Principal payments .. | |
| Interest payments .. | |
| Total | |
| Per Capita Debt Service | |
| Deferred Charges and Statutory Expenditures | |
| Emergencies | |
| Other deferred chgs. | |
| Total | |
| TOTAL—Municipal expenditures .. | \$52,228.92 |
| Required Payments for Local School, County, and Special District Taxes | |
| | 74,957.41 |
| TOTAL EXPENDITURES AND REQUIRED PAYMENTS | \$127,186.33 |
| Reserve for uncollected taxes | \$16,000.00 |
| GRAND TOTAL—Budget | \$143,186.33 |
| RECEIPTS AND REVENUES REALIZED IN 1952 TO MEET EXPENDITURES AND REQUIRED PAYMENTS | |
| Surplus revenue appropriated .. | \$12,000.00 |
| Miscellaneous revenues realized .. | 32,372.94 |
| State aid revenues realized | 17,448.48 |
| Delinquent taxes including | |
| Liens—1952 collections | 9,178.27 |
| Current taxes—1952 collections .. | 81,471.11 |
| Emergency borrowings | |
| TOTAL RECEIPTS AND REVENUES REALIZED | \$152,470.80 |

CAPITAL OUTLAY—1952

| | |
|----------------------------------|-------|
| Beaches and boardwalks | |
| Buildings and equipment | |
| Parks and playgrounds | |
| Sewers | |
| Streets, roads and bridges | |
| Water supply | |
| Other | |

| | |
|------------------------------|--------|
| Tax rate | \$4.72 |
| Local school tax rate | 2.72 |
| County tax rate | 1.15 |
| Local purpose tax rate | 0.85 |

TAXES

| | | |
|--|--------------|--------------------|
| Local school tax ... | \$52,610.50 | |
| County taxes | 22,346.91 | |
| Special district taxes | | |
| Local purpose levy | | \$74,957.41 |
| | | 16,153.00 |
| Total tax levy (tax duplicate) .. | | \$91,110.41 |

Per Capita Total Tax Levy **\$49.44**

| | |
|--|-------------|
| Current | |
| 1952 taxes levied (total) | \$91,476.08 |
| Collected in 1952 | 81,471.11 |
| Per cent of levy collected in 1952 ... | 89.06 |
| Transferred to liens | 332.76 |
| Cancelled, abated or adjusted .. | 140.68 |
| Outstanding December 31, 1952 .. | \$9,531.53 |

| | |
|------------------------------------|-------------|
| All Prior Years Outstanding | |
| Balance January 1, 1952 | \$10,115.09 |
| Collected in 1952 | 9,133.91 |
| Balance December 31, 1952 | \$492.42 |

| | |
|------------------------------------|------------|
| Tax Title Liens Outstanding | |
| Balance January 1, 1952 | \$345.95 |
| Redeemed by cash | 44.36 |
| Balance December 31, 1952 | \$1,048.95 |

| | |
|---|-------|
| Property Acquired by Deed or Foreclosure | |
| Balance January 1, 1952 | |
| Sale for cash | |
| Balance December 31, 1952 | |

CAPITAL DEBT, DECEMBER 31, 1952

| | |
|-------------------------------|--------------------|
| Gross Debt | |
| School debt | \$31,000.00 |
| Self-liquidating debt. | |
| Other capital debt .. | |
| TOTAL GROSS DEBT | \$31,000.00 |

Per Capita Gross Debt **\$16.82**

| | |
|-------------------------------|------------------|
| Deductions for | |
| School debt | \$31,000.00 |
| Self-liquidating debt. | |
| Other capital debt .. | |
| TOTAL DEDUCTIONS | 31,000.00 |

| | |
|------------------------------------|----------------|
| NET DEBT | |
| Average Assessed Valuations | |
| Real Property 1950-1951-1952 .. | \$1,593,416.00 |
| Per Cent of Net Debt | |

CURRENT FINANCES DECEMBER 31, 1952

| | |
|-------------------------------------|-------------|
| Cash | \$88,812.35 |
| Taxes receivable | 10,023.95 |
| Tax title liens | 1,048.95 |
| Foreclosed property | |
| Accounts receivable | 639.77 |
| State road aid receivable | 392.51 |
| Emergencies and deferred charges .. | |

TOTAL ASSETS **\$100,917.53**

| | |
|------------------------|------------|
| Cash liabilities | \$4,088.38 |
| Reserves | 11,712.67 |
| Surplus revenue | 85,116.48 |

TOTAL LIABILITIES AND SURPLUS **\$100,917.53**

WASHINGTON TOWNSHIP—MORRIS COUNTY

Population Census, 1950—2,147

Land Area 45.1 sq. mi.

Net Valuation Taxable \$2,039,615

EXPENDITURES AND REQUIRED PAYMENTS FOR 1952

| | |
|---|--------------------|
| General Government | |
| Administrative and executive | \$9,845.00 |
| Assessment and collection of taxes | 3,500.00 |
| Finance Department | 402.50 |
| Protection to Persons & Property | |
| Fire | 1,700.00 |
| Police | 800.00 |
| Other | |
| Streets and Roads | |
| Repairs and maintenance | 57,178.05 |
| Street lighting | |
| Sanitation | |
| Street cleaning | |
| Garbage and ash removal | |
| Sewers | |
| Health and Charities | |
| Health service | 375.00 |
| Poor (including relief) | 525.00 |
| Hospitals (aid and maintenance) | |
| Other | |
| Recreation | |
| Beaches and boardwalks | |
| Parks and playgrounds | |
| Other | |
| Educational | |
| (Exclusive of school districts) .. | |
| Unclassified Purposes | |
| (Including contingent) | 200.00 |
| SUB-TOTAL—Municipal functions.. | \$74,525.55 |

| | |
|---|----------------|
| Per Capita—Municipal functions | \$34.71 |
| Capital imp'ts and capital imp't fund | \$8,122.97 |
| Debt Service | |
| Principal payments | |
| Interest payments .. | |

| | |
|--|---------------|
| Total | |
| Per Capita Debt Service | |
| Deferred Charges and Statutory Expenditures | |
| Emergencies | |
| Other deferred chgs. | \$277.04 |
| Total | 277.04 |

| | |
|---|--------------------|
| TOTAL—Municipal expenditures .. | \$82,925.56 |
| Required Payments for Local School, County, and Special District Taxes | |
| | 99,982.06 |

| | |
|---|---------------------|
| TOTAL EXPENDITURES AND REQUIRED PAYMENTS | \$182,907.62 |
| Reserve for uncollected taxes | \$32,323.31 |
| GRAND TOTAL—Budget | \$215,230.93 |

RECEIPTS AND REVENUES REALIZED IN 1952 TO MEET EXPENDITURES AND REQUIRED PAYMENTS

| | |
|---|---------------------|
| Surplus revenue appropriated .. | \$25,000.00 |
| Miscellaneous revenues realized .. | 18,426.08 |
| State aid revenues realized | 8,285.00 |
| Delinquent taxes including | |
| liens—1952 collections | 12,044.05 |
| current taxes—1952 collections .. | 141,284.54 |
| Emergency borrowings | |
| TOTAL RECEIPTS AND REVENUES REALIZED | \$205,039.67 |

CAPITAL OUTLAY—1952

| | |
|----------------------------------|------------|
| Beaches and boardwalks | |
| Buildings and equipment | \$7,040.00 |
| Parks and playgrounds | |
| Sewers | |
| Streets, roads and bridges | 5,110.04 |
| Water supply | |
| Other | |

| | |
|-----------------------------|---------------|
| Tax rate | \$7.73 |
| Local school tax rate | 3.80 |
| County tax rate | 1.06 |
| Local purpose tax rate | 2.87 |

TAXES

| | | |
|--|--------------------|---------------------|
| Local school tax ... | \$77,423.09 | |
| County taxes | 21,549.31 | |
| Special district taxes | 1,009.66 | |
| Local purpose levy | | \$99,982.06 |
| | | 58,590.90 |
| Total tax levy (tax duplicate) .. | | \$158,572.96 |

| | |
|--|----------------|
| Per Capita Total Tax Levy | \$73.86 |
|--|----------------|

Current

| | |
|--|--------------|
| 1952 taxes levied (total) | \$159,499.00 |
| Collected in 1952 | 141,284.54 |
| Per cent of levy collected in 1952 ... | 88.58 |
| Transferred to liens | 359.44 |
| Cancelled, abated or adjusted | 1,384.05 |
| Outstanding December 31, 1952 .. | \$16,470.97 |

All Prior Years Outstanding

| | |
|---------------------------------|-------------|
| Balance January 1, 1952 | \$24,267.32 |
| Collected in 1952 | 11,472.76 |
| Balance December 31, 1952 | \$12,659.76 |

Tax Title Liens Outstanding

| | |
|---------------------------------|------------|
| Balance January 1, 1952 | \$4,965.65 |
| Redeemed by cash | 571.29 |
| Balance December 31, 1952 | \$4,753.80 |

Property Acquired by Deed or Foreclosure

| | |
|---------------------------------|-------|
| Balance January 1, 1952 | |
| Sale for cash | |
| Balance December 31, 1952 | |

CAPITAL DEBT, DECEMBER 31, 1952

| | |
|------------------------------------|---------------------|
| Gross Debt | |
| School debt | \$165,000.00 |
| Self-liquidating debt | |
| Other capital debt .. | 6,600.00 |
| TOTAL GROSS DEBT | \$171,600.00 |
| Per Capita Gross Debt | \$79.93 |

Deductions for

| | |
|-------------------------------|--------------------|
| School debt | \$102,245.00 |
| Self-liquidating debt .. | |
| Other capital debt .. | 6,600.00 |
| TOTAL DEDUCTIONS | 108,845.00 |
| NET DEBT | \$62,755.00 |

Average Assessed Valuations

| | |
|--------------------------------|----------------|
| Real Property 1950-1951-1952.. | \$1,704,082.00 |
| Per Cent of Net Debt | 3.68 |

CURRENT FINANCES DECEMBER 31, 1952

| | |
|-------------------------------------|--------------------|
| Cash | \$56,122.19 |
| Taxes receivable | 29,130.73 |
| Tax title liens | 4,753.80 |
| Foreclosed property | |
| Accounts receivable | 249.77 |
| State road aid receivable | 7,800.00 |
| Emergencies and deferred charges .. | |
| TOTAL ASSETS | \$98,056.49 |

| | |
|------------------------|-------------|
| Cash liabilities | \$10,601.37 |
| Reserves | 34,134.30 |
| Surplus revenue | 53,320.82 |

| | |
|--|--------------------|
| TOTAL LIABILITIES AND SURPLUS | \$98,056.49 |
|--|--------------------|

WASHINGTON TOWNSHIP—WARREN COUNTY

Population Census, 1950—1,765 Land Area 17.5 sq. mi. Net Valuation Taxable \$1,665,551

| | |
|--|---------------------|
| EXPENDITURES AND REQUIRED PAYMENTS FOR 1952 | |
| General Government | |
| Administrative and executive | \$2,760.00 |
| Assessment and collection of taxes | 1,395.37 |
| Finance Department | 160.00 |
| Protection to Persons & Property | |
| Fire | 550.00 |
| Police | 1,365.00 |
| Other | |
| Streets and Roads | |
| Repairs and maintenance | 19,975.00 |
| Street lighting | 580.00 |
| Sanitation | |
| Street cleaning | |
| Garbage and ash removal | |
| Sewers | |
| Health and Charities | |
| Health service | 725.00 |
| Poor (including relief) | 330.00 |
| Hospitals (aid and maintenance) | |
| Other | |
| Recreation | |
| Benches and boardwalks | |
| Parks and playgrounds | |
| Other | |
| Educational | |
| (Exclusive of school districts) .. | |
| Unclassified Purposes | |
| (Including contingent) | 100.00 |
| SUB-TOTAL—Municipal functions.. | \$27,940.37 |
| Per Capita—Municipal functions | |
| Capital imp'ts and capital imp't fund | \$15.83 |
| Debt Service | |
| Principal payments .. | |
| Interest payments .. | \$50.00 |
| Total | \$50.00 |
| Per Capita Debt Service | |
| Deferred Charges and Statutory Expenditures .. | \$0.03 |
| Emergencies | |
| Other deferred chgs. | |
| Total | |
| TOTAL—Municipal expenditures .. | \$27,990.37 |
| Required Payments for Local School, County, and Special District Taxes | |
| | 98,596.53 |
| TOTAL EXPENDITURES AND REQUIRED PAYMENTS | \$126,586.90 |
| Reserve for uncollected taxes | \$20,060.76 |
| GRAND TOTAL—Budget | \$146,647.66 |
| RECEIPTS AND REVENUES REALIZED IN 1952 TO MEET EXPENDITURES AND REQUIRED PAYMENTS | |
| Surplus revenue appropriated .. | \$5,000.00 |
| Miscellaneous revenues realized .. | 11,679.58 |
| State aid revenues realized | 7,976.00 |
| Delinquent taxes including | |
| liens—1952 collections | 11,781.58 |
| current taxes—1952 collections.. | 97,890.74 |
| Emergency borrowings | |
| TOTAL RECEIPTS AND REVENUES REALIZED | \$134,327.90 |

CAPITAL OUTLAY—1952

| | |
|----------------------------------|-------|
| Beaches and boardwalks | |
| Buildings and equipment | |
| Parks and playgrounds | |
| Sewers | |
| Streets, roads and bridges | |
| Water supply | |
| Other | |

| | |
|---|---------------------|
| Tax rate | \$6.79 |
| Local school tax rate | 4.55 |
| County tax rate | 1.38 |
| Local purpose tax rate | 0.86 |
| TAXES | |
| Local school tax ... | \$75,702.55 |
| County taxes | 22,893.98 |
| Special district taxes | |
| Local purpose levy | \$98,596.53 |
| | 14,179.76 |
| Total tax levy (tax duplicate) .. | \$112,776.29 |
| Per Capita Total Tax Levy | |
| | \$63.90 |
| Current | |
| 1952 taxes levied (total) | \$113,656.99 |
| Collected in 1952 | 97,890.74 |
| Per cent of levy collected in 1952 ... | 86.12 |
| Transferred to liens | 165.38 |
| Cancelled, abated or adjusted .. | 2,029.62 |
| Outstanding December 31, 1952 .. | \$13,571.25 |
| All Prior Years Outstanding | |
| Balance January 1, 1952 | \$16,502.90 |
| Collected in 1952 | 11,726.29 |
| Balance December 31, 1952 | \$4,748.31 |
| Tax Title Liens Outstanding | |
| Balance January 1, 1952 | \$1,806.85 |
| Redeemed by cash | 55.29 |
| Balance December 31, 1952 | \$1,916.94 |
| Property Acquired by Deed or Foreclosure | |
| Balance January 1, 1952 | |
| Sale for cash | |
| Balance December 31, 1952 | |
| CAPITAL DEBT, DECEMBER 31, 1952 | |
| Gross Debt | |
| School debt | \$116,000.00 |
| Self-liquidating debt | |
| Other capital debt .. | |
| TOTAL GROSS DEBT | \$116,000.00 |
| Per Capita Gross Debt | |
| | \$65.72 |
| Deductions for | |
| School debt | \$75,407.00 |
| Self-liquidating debt .. | |
| Other capital debt .. | |
| TOTAL DEDUCTIONS | 75,407.00 |
| NET DEBT | \$40,593.00 |
| Average Assessed Valuations | |
| Real Property 1950-1951-1952.. | \$1,256,781.00 |
| Per Cent of Net Debt | 3.22 |
| CURRENT FINANCES DECEMBER 31, 1952 | |
| Cash | \$49,348.66 |
| Taxes receivable | 18,319.56 |
| Tax title liens | 1,916.94 |
| Foreclosed property | |
| Accounts receivable | 63.95 |
| State road aid receivable | |
| Emergencies and deferred charges .. | 276.63 |
| TOTAL ASSETS | \$69,925.74 |
| Cash liabilities | \$39,422.36 |
| Reserves | 20,300.45 |
| Surplus revenue | 10,202.93 |
| TOTAL LIABILITIES AND SURPLUS | \$69,925.74 |

WATCHUNG BOROUGH—SOMERSET COUNTY

Population Census, 1950—1,818

Land Area 6.2 sq. mi.

Net Valuation Taxable \$1,730,018

| | |
|--|---------------------|
| EXPENDITURES AND REQUIRED PAYMENTS FOR 1952 | |
| General Government | |
| Administrative and executive | \$17,329.00 |
| Assessment and collection of taxes | 2,115.00 |
| Finance Department | 250.00 |
| Protection to Persons & Property | |
| Fire | 3,300.00 |
| Police | 18,250.00 |
| Other | |
| Streets and Roads | |
| Repairs and maintenance | 9,850.00 |
| Street lighting | 4,800.00 |
| Sanitation | |
| Street cleaning | |
| Garbage and ash removal | |
| Sewers | 256.00 |
| Health and Charities | |
| Health service | 2,200.00 |
| Poor (including relief) | 345.00 |
| Hospitals (aid and maintenance) | 450.00 |
| Other | |
| Recreation | |
| Beaches and boardwalks | |
| Parks and playgrounds | |
| Other | 2,150.00 |
| Educational | |
| (Exclusive of school districts) .. | 200.00 |
| Unclassified Purposes | |
| (Including contingent) | 2,245.00 |
| SUB-TOTAL—Municipal functions.. | \$63,740.00 |
| Per Capita—Municipal functions | \$35.06 |
| Capital imp'ts and capital imp't fund | \$2,000.00 |
| Debt Service | |
| Principal payments | |
| Interest payments .. | \$255.00 |
| Total | 255.00 |
| Per Capita Debt | |
| Service | \$0.14 |
| Deferred Charges and Statutory Expenditures | |
| Emergencies | |
| Other deferred chgs. | |
| Total | |
| TOTAL—Municipal expenditures .. | \$65,995.00 |
| Required Payments for Local School, County, and Special District Taxes | |
| | 123,276.55 |
| TOTAL EXPENDITURES AND REQUIRED PAYMENTS | \$189,271.55 |
| Reserve for uncollected taxes | \$18,188.15 |
| GRAND TOTAL—Budget | \$207,459.70 |
| RECEIPTS AND REVENUES REALIZED IN 1952 TO MEET EXPENDITURES AND REQUIRED PAYMENTS | |
| Surplus revenue appropriated .. | \$10,000.00 |
| Miscellaneous revenues realized .. | 30,337.60 |
| State aid revenues realized | 7,380.77 |
| Delinquent taxes including | |
| liens—1952 collections | 17,069.66 |
| current taxes—1952 collections .. | 123,276.55 |
| Emergency borrowings | |
| TOTAL RECEIPTS AND REVENUES REALIZED | \$188,064.58 |
| CAPITAL OUTLAY—1952 | |
| Beaches and boardwalks | |
| Buildings and equipment | |
| Parks and playgrounds | |
| Sewers | |
| Streets, roads and bridges | |
| Water supply | |
| Other | |

| | |
|---|---------------------|
| Tax rate | \$7.76 |
| Local school tax rate | 4.96 |
| County tax rate | 0.94 |
| Local purpose tax rate | 1.86 |
| TAXES | |
| Local school tax ... | \$85,865.00 |
| County taxes | 16,086.65 |
| Special district taxes | |
| Local purpose levy | \$101,951.65 |
| | 32,125.15 |
| Total tax levy (tax duplicate) .. | \$134,076.80 |
| Per Capita Total Tax Levy | |
| | \$73.75 |
| Current | |
| 1952 taxes levied (total) | \$136,123.63 |
| Collected in 1952 | 123,276.55 |
| Per cent of levy collected in 1952 ... | 90.56 |
| Transferred to liens | 93.12 |
| Cancelled, abated or adjusted | 1,074.71 |
| Outstanding December 31, 1952 .. | \$11,679.25 |
| All Prior Years Outstanding | |
| Balance January 1, 1952 | \$19,006.87 |
| Collected in 1952 | 16,907.91 |
| Balance December 31, 1952 | \$1,433.57 |
| Tax Title Liens Outstanding | |
| Balance January 1, 1952 | \$2,681.66 |
| Redeemed by cash | 265.93 |
| Balance December 31, 1952 | \$2,554.11 |
| Property Acquired by Deed or Foreclosure | |
| Balance January 1, 1952 | \$200.00 |
| Sale for cash | |
| Balance December 31, 1952 | \$200.00 |
| CAPITAL DEBT, DECEMBER 31, 1952 | |
| Gross Debt | |
| School debt | \$201,000.00 |
| Self-liquidating debt. | |
| Other capital debt .. | 7,500.00 |
| TOTAL GROSS DEBT | \$208,500.00 |
| Per Capita Gross Debt | |
| | \$114.60 |
| Deductions for | |
| School debt | \$93,405.00 |
| Self-liquidating debt. | |
| Other capital debt .. | 1,528.00 |
| TOTAL DEDUCTIONS | 94,933.00 |
| NET DEBT | \$113,567.00 |
| Average Assessed Valuations | |
| Real Property 1950-1951-1952.. | \$1,556,754.00 |
| Per Cent of Net Debt | 7.29 |
| CURRENT FINANCES DECEMBER 31, 1952 | |
| Cash | \$74,975.21 |
| Taxes receivable | 13,112.82 |
| Tax title liens | 2,554.11 |
| Foreclosed property | 200.00 |
| Accounts receivable | 547.25 |
| State road aid receivable | |
| Emergencies and deferred charges .. | |
| TOTAL ASSETS | \$91,389.39 |
| Cash liabilities | \$15,890.59 |
| Reserves | 16,414.18 |
| Surplus revenue | 59,084.62 |
| TOTAL LIABILITIES AND SURPLUS | \$91,389.39 |

WATERFORD TOWNSHIP—CAMDEN COUNTY

Population Census, 1950—2,997 Land Area 34.38 sq. mi. Net Valuation Taxable \$1,421,721

| | |
|--|--------------------|
| EXPENDITURES AND REQUIRED PAYMENTS FOR 1952 | |
| General Government | |
| Administrative and executive | \$7,498.00 |
| Assessment and collection of taxes | 4,859.00 |
| Finance Department | 189.50 |
| Protection to Persons & Property | |
| Fire | 2,000.00 |
| Police | 1,671.00 |
| Other | |
| Streets and Roads | |
| Repairs and maintenance | 13,126.94 |
| Street lighting | 4,600.00 |
| Sanitation | |
| Street cleaning | |
| Garbage and ash removal | 1,890.00 |
| Sewers | |
| Health and Charities | |
| Health service | 350.00 |
| Poor (including relief) | 1,490.00 |
| Hospitals (aid and maintenance) | |
| Other | |
| Recreation | |
| Beaches and boardwalks | |
| Parks and playgrounds | |
| Other | |
| Educational | |
| (Exclusive of school districts) .. | |
| Unclassified Purposes | |
| (Including contingent) | 2,200.00 |
| SUB-TOTAL—Municipal functions.. | \$39,874.44 |

| | |
|---|----------------|
| Per Capita—Municipal functions | \$13.30 |
| Capital imp'ts and capital imp't fund | \$410.00 |
| Debt Service | |
| Principal payments .. | \$8,000.00 |
| Interest payments .. | 2,640.00 |

| | |
|--|---------------|
| Total | 10,640.00 |
| Per Capita Debt Service | \$3.55 |
| Deferred Charges and Statutory Expenditures | |
| Emergencies | |
| Other deferred chgs. | |
| Total | |

| | |
|---|--------------------|
| TOTAL—Municipal expenditures .. | \$50,924.44 |
| Required Payments for Local School, County, and Special District Taxes | |
| | 84,435.33 |

| | |
|---|---------------------|
| TOTAL EXPENDITURES AND REQUIRED PAYMENTS | \$135,359.77 |
| Reserve for uncollected taxes | \$15,348.08 |
| GRAND TOTAL—Budget | \$150,707.85 |

| | |
|--|------------|
| RECEIPTS AND REVENUES REALIZED IN 1952 TO MEET EXPENDITURES AND REQUIRED PAYMENTS | |
| Surplus revenue appropriated .. | \$9,400.00 |
| Miscellaneous revenues realized .. | 25,676.58 |
| State aid revenues realized | 8,932.00 |
| Delinquent taxes including | |
| Liens—1952 collections | 13,597.58 |
| Current taxes—1952 collections.. | 90,642.77 |
| Emergency borrowings | |

| | |
|---|---------------------|
| TOTAL RECEIPTS AND REVENUES REALIZED | \$148,248.93 |
|---|---------------------|

CAPITAL OUTLAY—1952

| | |
|----------------------------------|-------|
| Beaches and boardwalks | |
| Buildings and equipment | |
| Parks and playgrounds | |
| Sewers | |
| Streets, roads and bridges | |
| Water supply | |
| Other | |

| | |
|------------------------------|---------------|
| Tax rate | \$7.29 |
| Local school tax rate | 4.32 |
| County tax rate | 1.62 |
| Local purpose tax rate | 1.35 |

TAXES

| | | |
|--|-------------|---------------------|
| Local school tax ... | \$61,370.05 | |
| County taxes | 23,065.28 | |
| Special district taxes | | |
| Local purpose levy | | \$84,435.33 |
| | | 19,870.58 |
| Total tax levy (tax duplicate) .. | | \$104,305.91 |

| | |
|--|----------------|
| Per Capita Total Tax Levy | \$34.80 |
|--|----------------|

| | |
|---------------------------------------|--------------|
| Current | |
| 1952 taxes levied (total) | \$104,764.46 |
| Collected in 1952 | 90,642.77 |
| Per cent of levy collected in 1952 .. | 86.52 |
| Transferred to liens | 1,178.58 |
| Cancelled, abated or adjusted | 649.11 |
| Outstanding December 31, 1952 .. | \$12,294.00 |

| | |
|------------------------------------|-------------|
| All Prior Years Outstanding | |
| Balance January 1, 1952 | \$13,305.15 |
| Collected in 1952 | 12,207.54 |
| Balance December 31, 1952 | \$892.34 |

| | |
|------------------------------------|-------------|
| Tax Title Liens Outstanding | |
| Balance January 1, 1952 | \$42,556.81 |
| Redeemed by cash | 1,390.04 |
| Balance December 31, 1952 | \$39,382.35 |

| | |
|---|------------|
| Property Acquired by Deed or Foreclosure | |
| Balance January 1, 1952 | \$2,393.00 |
| Sale for cash | 4,127.00 |
| Balance December 31, 1952 | \$1,846.00 |

CAPITAL DEBT, DECEMBER 31, 1952

| | |
|------------------------------------|--------------------|
| Gross Debt | |
| School debt | \$34,567.00 |
| Self-liquidating debt | |
| Other capital debt .. | 62,000.00 |
| TOTAL GROSS DEBT | \$96,567.00 |
| Per Capita Gross Debt | \$32.22 |

| | |
|-------------------------------|--------------------|
| Deductions for | |
| School debt | \$34,567.00 |
| Self-liquidating debt | |
| Other capital debt .. | |
| TOTAL DEDUCTIONS | 34,567.00 |
| NET DEBT | \$62,000.00 |

| | |
|------------------------------------|----------------|
| Average Assessed Valuations | |
| Real Property 1950-1951-1952.. | \$1,326,162.00 |
| Per Cent of Net Debt | 4.67 |

CURRENT FINANCES DECEMBER 31, 1952

| | |
|-------------------------------------|--------------------|
| Cash | \$35,768.29 |
| Taxes receivable | 13,186.34 |
| Tax title liens | 39,382.35 |
| Foreclosed property | 1,846.00 |
| Accounts receivable | 4,044.20 |
| State road aid receivable | 2,184.97 |
| Emergencies and deferred charges .. | 2,290.75 |
| TOTAL ASSETS | \$98,702.90 |

| | |
|------------------------|------------|
| Cash liabilities | \$9,567.70 |
| Reserves | 58,458.89 |
| Surplus revenue | 30,676.31 |

| | |
|--|--------------------|
| TOTAL LIABILITIES AND SURPLUS | \$98,702.90 |
|--|--------------------|

WAYNE TOWNSHIP—PASSAIC COUNTY

Population Census, 1950—11,822

Land Area 24.5 sq. mi.

Net Valuation Taxable \$20,560,614

| | |
|--|---------------------|
| EXPENDITURES AND REQUIRED PAYMENTS FOR 1952 | |
| General Government | |
| Administrative and executive | \$54,050.00 |
| Assessment and collection of taxes | 23,100.00 |
| Finance Department | 4,500.00 |
| Protection to Persons & Property | |
| Fire | 28,800.00 |
| Police | 79,100.00 |
| Other | |
| Streets and Roads | |
| Repairs and maintenance | 74,590.00 |
| Street lighting | 1,200.00 |
| Sanitation | |
| Street cleaning | |
| Garbage and ash removal | |
| Sewers | |
| Health and Charities | |
| Health service | 15,400.00 |
| Poor (including relief) | 5,300.00 |
| Hospitals (aid and maintenance) | 900.00 |
| Other | |
| Recreation | |
| Beaches and boardwalks | |
| Parks and playgrounds | 4,000.00 |
| Other | |
| Educational | |
| (Exclusive of school districts) .. | 5,980.00 |
| Unclassified Purposes | |
| (Including contingent) | 2,000.00 |
| SUB-TOTAL—Municipal functions.. | \$298,920.00 |

| | |
|---|----------------|
| Per Capita—Municipal functions | \$25.29 |
| Capital imp'ts and capital imp't fund | \$5,000.00 |
| Debt Service | |
| Principal payments | |
| Interest payments | |

| | |
|--------------------------------------|--------------|
| Total | |
| Per Capita Debt Service | |

| | |
|--|---------------------|
| Deferred Charges and Statutory Expenditures | |
| Emergencies | \$2,500.00 |
| Other deferred chgs. | 10,573.40 |
| Total | 13,073.40 |
| TOTAL—Municipal expenditures .. | \$316,993.40 |

| | |
|---|-------------------|
| Required Payments for Local School, County, and Special District Taxes | 899,801.15 |
|---|-------------------|

| | |
|---|-----------------------|
| TOTAL EXPENDITURES AND REQUIRED PAYMENTS | \$1,216,794.55 |
|---|-----------------------|

| | |
|-------------------------------------|-----------------------|
| Reserve for uncollected taxes | \$220,293.61 |
| GRAND TOTAL—Budget | \$1,437,088.16 |

| | |
|--|-----------------------|
| RECEIPTS AND REVENUES REALIZED IN 1952 TO MEET EXPENDITURES AND REQUIRED PAYMENTS | |
| Surplus revenue appropriated .. | \$167,500.00 |
| Miscellaneous revenues realized .. | 169,851.06 |
| State aid revenues realized | 11,459.72 |
| Delinquent taxes including | |
| liens—1952 collections | 100,837.77 |
| Current taxes—1952 collections.. | 1,009,472.07 |
| Emergency borrowings | |
| TOTAL RECEIPTS AND REVENUES REALIZED | \$1,459,120.62 |

CAPITAL OUTLAY—1952

| | |
|----------------------------------|-------------|
| Beaches and boardwalks | |
| Buildings and equipment | |
| Parks and playgrounds | |
| Sewers | |
| Streets, roads and bridges | |
| Water supply | \$88,131.85 |
| Other | 40,422.13 |

| | |
|------------------------------|---------------|
| Tax rate | \$5.21 |
| Local school tax rate | 3.43 |
| County tax rate | 0.94 |
| Local purpose tax rate | 0.84 |

TAXES

| | | |
|--|--------------|-----------------------|
| Local school tax ... | \$704,854.06 | |
| County taxes | 193,162.75 | |
| Special district taxes | 1,784.34 | |
| | | \$899,801.15 |
| Local purpose levy | | 172,072.32 |
| Total tax levy (tax duplicate) .. | | \$1,071,873.47 |

| | |
|--|----------------|
| Per Capita Total Tax Levy | \$90.67 |
|--|----------------|

| | |
|---------------------------------------|----------------|
| Current | |
| 1952 taxes levied (total) | \$1,120,939.36 |
| Collected in 1952 | 1,009,472.07 |
| Per cent of levy collected in 1952 .. | 90.06 |
| Transferred to liens | 2,782.43 |
| Cancelled, abated or adjusted .. | 11,436.55 |
| Outstanding December 31, 1952 .. | \$97,248.31 |

| | |
|------------------------------------|--------------|
| All Prior Years Outstanding | |
| Balance January 1, 1952 | \$122,384.62 |
| Collected in 1952 | 100,277.65 |
| Balance December 31, 1952 | \$22,294.34 |

| | |
|------------------------------------|-------------|
| Tax Title Liens Outstanding | |
| Balance January 1, 1952 | \$33,137.28 |
| Redeemed by cash | 560.12 |
| Balance December 31, 1952 | \$33,142.55 |

| | |
|---|--------------|
| Property Acquired by Deed or Foreclosure | |
| Balance January 1, 1952 | \$99,300.00 |
| Sale for cash | |
| Balance December 31, 1952 | \$101,000.00 |

CAPITAL DEBT, DECEMBER 31, 1952

| | |
|------------------------------------|-----------------------|
| Gross Debt | |
| School debt | \$1,728,000.00 |
| Self-liquidating debt. | 613,400.00 |
| Other capital debt .. | 42,000.00 |
| TOTAL GROSS DEBT | \$2,383,400.00 |
| Per Capita Gross Debt | \$201.61 |

| | |
|-------------------------------|---------------------|
| Deductions for | |
| School debt | \$1,411,955.00 |
| Self-liquidating debt. | 554,442.00 |
| Other capital debt .. | |
| TOTAL DEDUCTIONS | 1,966,397.00 |
| NET DEBT | \$417,003.00 |

| | |
|------------------------------------|-----------------|
| Average Assessed Valuations | |
| Real Property 1950-1951-1952.. | \$17,461,945.00 |
| Per Cent of Net Debt | 2.38 |

CURRENT FINANCES DECEMBER 31, 1952

| | |
|-------------------------------------|---------------------|
| Cash | \$492,160.75 |
| Taxes receivable | 119,542.65 |
| Tax title liens | 33,142.55 |
| Foreclosed property | 101,000.00 |
| Accounts receivable | 9,339.74 |
| State road aid receivable | 41,065.86 |
| Emergencies and deferred charges .. | 299.98 |
| TOTAL ASSETS | \$796,551.53 |

| | |
|------------------------|-------------|
| Cash liabilities | \$98,602.24 |
| Reserves | 263,024.94 |
| Surplus revenue | 434,924.35 |

| | |
|--|---------------------|
| TOTAL LIABILITIES AND SURPLUS | \$796,551.53 |
|--|---------------------|

WEEHAWKEN TOWNSHIP—HUDSON COUNTY

Population Census, 1950—14,830

Land Area 0.7 sq. mi.

Net Valuation Taxable \$33,289,803

| | |
|--|-----------------------|
| EXPENDITURES AND REQUIRED PAYMENTS FOR 1952 | |
| General Government | |
| Administrative and executive | \$84,803.05 |
| Assessment and collection of taxes | 16,725.00 |
| Finance Department | 3,650.00 |
| Protection to Persons & Property | |
| Fire | 256,846.95 |
| Police | 226,650.00 |
| Other | 32,000.00 |
| Streets and Roads | |
| Repairs and maintenance | 28,000.00 |
| Street lighting | 15,100.00 |
| Sanitation | |
| Street cleaning | 49,900.00 |
| Garbage and ash removal | 36,500.00 |
| Sewers | 17,210.00 |
| Health and Charities | |
| Health service | 5,300.00 |
| Poor (including relief) | 14,870.00 |
| Hospitals (aid and maintenance) | |
| Other | |
| Recreation | |
| Beaches and boardwalks | |
| Parks and playgrounds | 39,135.00 |
| Other | 6,000.00 |
| Educational | |
| (Exclusive of school districts) .. | 12,000.00 |
| Unclassified Purposes | |
| (Including contingent) | 27,833.00 |
| SUB-TOTAL—Municipal functions.. | \$872,523.00 |
| Per Capita—Municipal functions | |
| | \$58.83 |
| Capital imp'ts and capital imp't fund | \$10,000.00 |
| Debt Service | |
| Principal payments .. | \$129,000.00 |
| Interest payments .. | 40,850.75 |
| Total | *169,850.75 |
| Per Capita Debt Service | |
| | \$11.45 |
| Deferred Charges and Statutory Expenditures | |
| Emergencies | \$35,000.00 |
| Other deferred chgs. | 91,169.60 |
| Total | 126,169.60 |
| TOTAL—Municipal expenditures .. | \$1,178,543.35 |
| Required Payments for Local School, County, and Special District Taxes | |
| | 1,003,620.82 |
| TOTAL EXPENDITURES AND REQUIRED PAYMENTS | \$2,182,164.17 |
| Reserve for uncollected taxes | \$166,084.34 |
| GRAND TOTAL—Budget | \$2,348,248.51 |
| RECEIPTS AND REVENUES REALIZED IN 1952 TO MEET EXPENDITURES AND REQUIRED PAYMENTS | |
| Surplus revenue appropriated .. | \$185,000.00 |
| Miscellaneous revenues realized .. | 90,344.03 |
| State aid revenues realized | 29,158.00 |
| Delinquent taxes including | |
| liens—1952 collections | 27,965.20 |
| Current taxes—1952 collections.. | 1,918,800.03 |
| Emergency borrowings | |
| TOTAL RECEIPTS AND REVENUES REALIZED | \$2,251,267.26 |

CAPITAL OUTLAY—1952

| | |
|----------------------------------|------------|
| Beaches and boardwalks | |
| Buildings and equipment | |
| Parks and playgrounds | |
| Sewers | |
| Streets, roads and bridges | |
| Water supply | |
| Other | \$4,215.60 |

* Includes \$74,983.75 Art. VI School Debt Service.

| | |
|---|-----------------|
| Tax rate | \$6.09 |
| Local school tax rate | 1.25 |
| County tax rate | 1.76 |
| Local purpose tax rate | 3.08 |
| TAXES | |
| Local school tax ... | \$416,134.60 |
| County taxes | 587,486.22 |
| Special district taxes | |
| Local purpose levy | \$1,003,620.82 |
| Total tax levy (tax duplicate) .. | \$2,027,140.51 |
| Per Capita Total Tax Levy | \$136.69 |
| Current | |
| 1952 taxes levied (total) | \$2,028,157.28 |
| Collected in 1952 | 1,918,800.03 |
| Per cent of levy collected in 1952 ... | 94.61 |
| Transferred to liens | 1,735.66 |
| Cancelled, abated or adjusted .. | 54,569.45 |
| Outstanding December 31, 1952 .. | \$53,052.14 |
| All Prior Years Outstanding | |
| Balance January 1, 1952 | \$61,354.07 |
| Collected in 1952 | 27,965.20 |
| Balance December 31, 1952 | \$32,262.45 |
| Tax Title Liens Outstanding | |
| Balance January 1, 1952 | \$24,227.24 |
| Redeemed by cash | |
| Balance December 31, 1952 | \$2,753.37 |
| Property Acquired by Deed or Foreclosure | |
| Balance January 1, 1952 | \$28,271.00 |
| Sale for cash | 670.00 |
| Balance December 31, 1952 | \$51,901.00 |

CAPITAL DEBT, DECEMBER 31, 1952

| | |
|------------------------------------|---------------------|
| Gross Debt | |
| School debt | \$722,000.00 |
| Self-liquidating debt .. | |
| Other capital debt .. | 236,000.00 |
| TOTAL GROSS DEBT | \$958,000.00 |
| Per Capita Gross Debt | \$64.60 |
| Deductions for | |
| School debt | \$722,000.00 |
| Self-liquidating debt .. | |
| Other capital debt .. | |
| TOTAL DEDUCTIONS | 722,000.00 |
| NET DEBT | \$236,000.00 |
| Average Assessed Valuations | |
| Real Property 1950-1951-1952.. | \$30,924,309.00 |
| Per Cent of Net Debt | 0.76 |

CURRENT FINANCES DECEMBER 31, 1952

| | |
|--|---------------------|
| Cash | \$428,231.88 |
| Taxes receivable | 85,314.59 |
| Tax title liens | 2,753.37 |
| Foreclosed property | 51,901.00 |
| Accounts receivable | 5,187.71 |
| State road aid receivable .. | 6,170.59 |
| Emergencies and deferred charges .. | 13,462.68 |
| TOTAL ASSETS | \$593,021.82 |
| Cash liabilities | \$330,262.29 |
| Reserves | 145,156.67 |
| Surplus revenue | 117,602.86 |
| TOTAL LIABILITIES AND SURPLUS | \$593,021.82 |

WENONAH BOROUGH—GLOUCESTER COUNTY

Population Census, 1950—1,511

Land Area 1.08 sq. mi.

Net Valuation Taxable \$1,605,700

EXPENDITURES AND REQUIRED PAYMENTS FOR 1952

| | |
|---|--------------------|
| General Government | |
| Administrative and executive | \$2,386.25 |
| Assessment and collection of taxes | 3,336.26 |
| Finance Department | |
| Protection to Persons & Property | |
| Fire | 3,027.96 |
| Police | 4,243.02 |
| Other | |
| Streets and Roads | |
| Repairs and maintenance | 9,108.09 |
| Street lighting | 3,469.62 |
| Sanitation | |
| Street cleaning | |
| Garbage and ash removal | 330.00 |
| Sewers | |
| Health and Charities | |
| Health service | 150.00 |
| Poor (including relief) | |
| Hospitals (aid and maintenance) | |
| Other | |
| Recreation | |
| Beaches and boardwalks | |
| Parks and playgrounds | 691.95 |
| Other | |
| Educational | |
| (Exclusive of school districts) .. | 1,150.00 |
| Unclassified Purposes | |
| (Including contingent) | 890.00 |
| SUB-TOTAL—Municipal functions.. | \$28,783.15 |
| Per Capita—Municipal functions | |
| Capital imp'ts and capital imp't fund | \$19.05 |
| Debt Service | \$4,842.22 |
| Principal payments .. | \$2,000.00 |
| Interest payments .. | 342.50 |
| Total | 2,342.50 |
| Per Capita Debt Service | \$1.55 |
| Deferred Charges and Statutory Expenditures | |
| Emergencies | |
| Other deferred chgs. | |
| Total | |
| TOTAL—Municipal expenditures ... | \$35,967.87 |
| Required Payments for Local School, County, and Special District Taxes | |
| | 58,098.07 |

| | |
|---|--------------------|
| TOTAL EXPENDITURES AND REQUIRED PAYMENTS | \$94,065.94 |
| Reserve for uncollected taxes | \$1,777.74 |
| GRAND TOTAL—Budget | \$95,843.68 |

| | |
|--|---------------------|
| RECEIPTS AND REVENUES REALIZED IN 1952 TO MEET EXPENDITURES AND REQUIRED PAYMENTS | |
| Surplus revenue appropriated .. | \$5,000.00 |
| Miscellaneous revenues realized .. | 8,344.25 |
| State aid revenues realized | 7,931.44 |
| Delinquent taxes including | |
| liens—1952 collections | 1,522.56 |
| current taxes—1952 collections.. | 79,650.91 |
| Emergency borrowings | |
| TOTAL RECEIPTS AND REVENUES REALIZED | \$103,449.16 |

CAPITAL OUTLAY—1952

| | |
|----------------------------------|-------|
| Beaches and boardwalks | |
| Buildings and equipment | |
| Parks and playgrounds | |
| Sewers | |
| Streets, roads and bridges | |
| Water supply | |
| Other | |

| | |
|------------------------------|---------------|
| Tax rate | \$4.92 |
| Local school tax rate | 2.60 |
| County tax rate | 1.02 |
| Local purpose tax rate | 1.30 |

TAXES

| | | |
|--|-------------|--------------------|
| Local school tax ... | \$41,676.52 | |
| County taxes | 16,421.55 | |
| Special district taxes | | |
| Local purpose levy | | \$58,098.07 |
| | | 20,670.74 |
| Total tax levy (tax duplicate) .. | | \$78,768.81 |

| | |
|--|----------------|
| Per Capita Total Tax Levy | \$52.13 |
|--|----------------|

| | |
|--|-------------|
| Current | |
| 1952 taxes levied (total) | \$81,398.47 |
| Collected in 1952 | 79,650.91 |
| Per cent of levy collected in 1952 ... | 97.85 |
| Transferred to liens | 8.62 |
| Cancelled, abated or adjusted .. | 311.54 |
| Outstanding December 31, 1952 .. | \$1,427.40 |

| | |
|------------------------------------|------------|
| All Prior Years Outstanding | |
| Balance January 1, 1952 | \$1,527.42 |
| Collected in 1952 | 1,522.56 |
| Balance December 31, 1952 | |

| | |
|------------------------------------|----------|
| Tax Title Liens Outstanding | |
| Balance January 1, 1952 | \$129.88 |
| Redeemed by cash | |
| Balance December 31, 1952 | \$160.16 |

| | |
|---|------------|
| Property Acquired by Deed or Foreclosure | |
| Balance January 1, 1952 | \$1,050.00 |
| Sale for cash | |
| Balance December 31, 1952 | \$1,100.00 |

CAPITAL DEBT, DECEMBER 31, 1952

| | |
|--------------------------|------------|
| Gross Debt | |
| School debt | |
| Self-liquidating debt .. | |
| Other capital debt .. | \$9,188.00 |

| | |
|------------------------------------|-------------------|
| TOTAL GROSS DEBT | \$9,188.00 |
| Per Capita Gross Debt | \$6.08 |

| | |
|--------------------------|-------|
| Deductions for | |
| School debt | |
| Self-liquidating debt .. | |
| Other capital debt .. | |

| | |
|-------------------------------|-------------------|
| TOTAL DEDUCTIONS | |
| NET DEBT | \$9,188.00 |

| | |
|------------------------------------|----------------|
| Average Assessed Valuations | |
| Real Property 1950-1951-1952.. | \$1,412,300.00 |
| Per Cent of Net Debt | 0.65 |

CURRENT FINANCES DECEMBER 31, 1952

| | |
|-------------------------------------|-------------|
| Cash | \$42,885.00 |
| Taxes receivable | 1,427.40 |
| Tax title liens | 160.16 |
| Foreclosed property | 1,100.00 |
| Accounts receivable | 8,033.84 |
| State road aid receivable | 8,430.86 |
| Emergencies and deferred charges .. | |

| | |
|---------------------------|--------------------|
| TOTAL ASSETS | \$62,037.26 |
|---------------------------|--------------------|

| | |
|------------------------|-------------|
| Cash liabilities | \$13,335.50 |
| Reserves | 10,721.40 |
| Surplus revenue | 37,980.36 |

| | |
|--|--------------------|
| TOTAL LIABILITIES AND SURPLUS | \$62,037.26 |
|--|--------------------|

WESTAMPTON TOWNSHIP—BURLINGTON COUNTY

Population Census, 1950—716

Land Area 11.01 sq. mi.

Net Valuation Taxable \$358,865

| | |
|--|--------------------|
| EXPENDITURES AND REQUIRED PAYMENTS FOR 1952 | |
| General Government | |
| Administrative and executive | \$3,225.00 |
| Assessment and collection of taxes | 1,100.00 |
| Finance Department | |
| Protection to Persons & Property | |
| Fire | 600.00 |
| Police | 475.00 |
| Other | |
| Streets and Roads | |
| Repairs and maintenance | 4,724.44 |
| Street lighting | 400.00 |
| Sanitation | |
| Street cleaning | |
| Garbage and ash removal | |
| Sewers | |
| Health and Charities | |
| Health service | 125.00 |
| Poor (including relief) | 400.00 |
| Hospitals (aid and maintenance) .. | |
| Other | |
| Recreation | |
| Beaches and boardwalks | |
| Parks and playgrounds | |
| Other | |
| Educational | |
| (Exclusive of school districts) .. | |
| Unclassified Purposes | |
| (Including contingent) | 100.00 |
| SUB-TOTAL—Municipal functions.. | \$11,149.44 |
| Per Capita—Municipal functions | |
| Capital imp'ts and capital imp't fund | \$15.57 |
| Debt Service | |
| Principal payments .. | |
| Interest payments .. | |
| Total | |
| Per Capita Debt Service | |
| Deferred Charges and Statutory Expenditures | |
| Emergencies | \$1,600.00 |
| Other deferred chgs. | 3.15 |
| Total | \$1,603.15 |
| TOTAL—Municipal expenditures .. | \$12,752.59 |
| Required Payments for Local School, County, and Special District Taxes | |
| | 34,002.46 |
| TOTAL EXPENDITURES AND REQUIRED PAYMENTS | \$46,755.05 |
| Reserve for uncollected taxes | \$11,517.00 |
| GRAND TOTAL—Budget | \$58,272.05 |
| RECEIPTS AND REVENUES REALIZED IN 1952 TO MEET EXPENDITURES AND REQUIRED PAYMENTS | |
| Surplus revenue appropriated .. | \$6,187.59 |
| Miscellaneous revenues realized. | 12,036.31 |
| State aid revenues realized | 3,532.00 |
| Delinquent taxes including | |
| liens—1952 collections | 4,508.10 |
| Current taxes—1952 collections.. | 28,375.04 |
| Emergency borrowings | |
| TOTAL RECEIPTS AND REVENUES REALIZED | \$54,639.04 |
| CAPITAL OUTLAY—1952 | |
| Beaches and boardwalks | |
| Buildings and equipment | |
| Parks and playgrounds | |
| Sewers | |
| Streets, roads and bridges | |
| Water supply | |
| Other | |

| | |
|---|--------------------|
| Tax rate | \$9.50 |
| Local school tax rate | 7.23 |
| County tax rate | 2.27 |
| Local purpose tax rate | ... |
| TAXES | |
| Local school tax ... | \$25,935.96 |
| County taxes | 8,066.50 |
| Special district taxes | |
| Local purpose levy | \$34,002.46 |
| Total tax levy (tax duplicate) .. | \$34,002.46 |
| Per Capita Total Tax Levy | |
| | \$47.49 |
| Current | |
| 1952 taxes levied (total) | \$34,185.57 |
| Collected in 1952 | 28,375.04 |
| Per cent of levy collected in 1952 ... | \$3.00 |
| Transferred to liens | 175.75 |
| Cancelled, abated or adjusted .. | |
| Outstanding December 31, 1952 .. | \$5,634.78 |
| All Prior Years Outstanding | |
| Balance January 1, 1952 | \$11,191.56 |
| Collected in 1952 | 4,508.10 |
| Balance December 31, 1952 | \$167.59 |
| Tax Title Liens Outstanding | |
| Balance January 1, 1952 | \$800.75 |
| Redeemed by cash | |
| Balance December 31, 1952 | \$1,037.98 |
| Property Acquired by Deed or Foreclosure | |
| Balance January 1, 1952 | \$200.00 |
| Sale for cash | |
| Balance December 31, 1952 | \$200.00 |
| CAPITAL DEBT, DECEMBER 31, 1952 | |
| Gross Debt | |
| School debt | \$7,878.00 |
| Self-liquidating debt. | |
| Other capital debt .. | |
| TOTAL GROSS DEBT | \$7,878.00 |
| Per Capita Gross Debt | |
| | \$11.00 |
| Deductions for | |
| School debt | \$7,878.00 |
| Self-liquidating debt. | |
| Other capital debt .. | |
| TOTAL DEDUCTIONS | 7,878.00 |
| NET DEBT | |
| Average Assessed Valuations | |
| Real Property 1950-1951-1952.. | \$291,988.00 |
| Per Cent of Net Debt | |
| CURRENT FINANCES DECEMBER 31, 1952 | |
| Cash | \$21,096.15 |
| Taxes receivable | 5,802.37 |
| Tax title liens | 1,037.98 |
| Foreclosed property | 200.00 |
| Accounts receivable | 123.39 |
| State road aid receivable | |
| Emergencies and deferred charges .. | 18.00 |
| TOTAL ASSETS | \$28,277.89 |
| Cash liabilities | \$9,028.52 |
| Reserves | 7,163.74 |
| Surplus revenue | 12,085.63 |
| TOTAL LIABILITIES AND SURPLUS | \$28,277.89 |

WEST AMWELL TOWNSHIP—HUNTERDON COUNTY

Population Census, 1950—1,213

Land Area 21.9 sq. mi.

Net Valuation Taxable \$1,350,843

EXPENDITURES AND REQUIRED PAYMENTS FOR 1952

| | |
|---|--------------------|
| General Government | |
| Administrative and executive | \$5,360.98 |
| Assessment and collection of taxes | 1,093.35 |
| Finance Department | |
| Protection to Persons & Property | |
| Fire | |
| Police | 618.19 |
| Other | |
| Streets and Roads | |
| Repairs and maintenance | 14,862.48 |
| Street lighting | 30.00 |
| Sanitation | |
| Street cleaning | |
| Garbage and ash removal | |
| Sewers | |
| Health and Charities | |
| Health service | 650.00 |
| Poor (including relief) | 1,125.00 |
| Hospitals (aid and maintenance) | |
| Other | |
| Recreation | |
| Beaches and boardwalks | |
| Parks and playgrounds | |
| Other | |
| Educational | |
| (Exclusive of school districts) .. | |
| Unclassified Purposes | |
| (Including contingent) | 250.00 |
| SUB-TOTAL—Municipal functions.. | \$24,090.00 |

| | |
|---|-------------------|
| Per Capita—Municipal functions | \$19.86 |
| Capital imp'ts and capital imp't fund | |
| Debt Service | |
| Principal payments .. | \$4,000.00 |
| Interest payments .. | 530.00 |
| Total | \$4,530.00 |

| | |
|--------------------------------------|---------------|
| Per Capita Debt Service | \$3.73 |
|--------------------------------------|---------------|

| | |
|--|-----------------|
| Deferred Charges and Statutory Expenditures | |
| Emergencies | |
| Other deferred chgs. | \$5,990.95 |
| Total | 5,990.95 |

| | |
|--|--------------------|
| TOTAL—Municipal expenditures .. | \$34,610.95 |
|--|--------------------|

| | |
|---|------------------|
| Required Payments for Local School, County, and Special District Taxes | 92,061.69 |
|---|------------------|

| | |
|---|---------------------|
| TOTAL EXPENDITURES AND REQUIRED PAYMENTS | \$126,672.64 |
|---|---------------------|

| | |
|-------------------------------------|-------------|
| Reserve for uncollected taxes | \$16,507.61 |
|-------------------------------------|-------------|

| | |
|---------------------------------|---------------------|
| GRAND TOTAL—Budget | \$143,180.25 |
|---------------------------------|---------------------|

RECEIPTS AND REVENUES REALIZED IN 1952 TO MEET EXPENDITURES AND REQUIRED PAYMENTS

| | |
|------------------------------------|------------|
| Surplus revenue appropriated .. | \$7,000.00 |
| Miscellaneous revenues realized .. | 14,120.30 |
| State aid revenues realized | 5,153.00 |
| Delinquent taxes including | |
| liens—1952 collections | 5,622.44 |
| current taxes—1952 collections.. | 103,426.20 |
| Emergency borrowings | |

| | |
|---|---------------------|
| TOTAL RECEIPTS AND REVENUES REALIZED | \$138,431.94 |
|---|---------------------|

CAPITAL OUTLAY—1952

| | |
|----------------------------------|------------|
| Beaches and boardwalks | |
| Buildings and equipment | \$2,450.00 |
| Parks and playgrounds | |
| Sewers | |
| Streets, roads and bridges | |
| Water supply | |
| Other | |

| | |
|------------------------------|---------------|
| Tax rate | \$8.33 |
| Local school tax rate | 5.82 |
| County tax rate | 1.00 |
| Local purpose tax rate | 1.51 |

TAXES

| | | |
|--|--------------|---------------------|
| Local school tax ... | \$78,562.52 | |
| County taxes | 13,499.17 | |
| Special district taxes | | |
| Local purpose levy | | \$92,061.69 |
| | | 20,388.04 |
| Total tax levy (tax duplicate) .. | | \$112,449.73 |

| | |
|--|----------------|
| Per Capita Total Tax Levy | \$92.70 |
|--|----------------|

| | |
|--|--------------|
| Current | |
| 1952 taxes levied (total) | \$113,906.92 |
| Collected in 1952 | 103,496.20 |
| Per cent of levy collected in 1952 ... | 90.86 |
| Transferred to liens | 512.26 |
| Cancelled, abated or adjusted | 1,001.69 |
| Outstanding December 31, 1952 .. | \$8,896.77 |

| | |
|------------------------------------|------------|
| All Prior Years Outstanding | |
| Balance January 1, 1952 | \$5,752.58 |
| Collected in 1952 | 5,622.95 |
| Balance December 31, 1952 | \$10.91 |

| | |
|------------------------------------|------------|
| Tax Title Liens Outstanding | |
| Balance January 1, 1952 | \$1,236.76 |
| Redeemed by cash | 9.49 |
| Balance December 31, 1952 | \$1,744.85 |

| | |
|---|-------|
| Property Acquired by Deed or Foreclosure | |
| Balance January 1, 1952 | |
| Sale for cash | |
| Balance December 31, 1952 | |

CAPITAL DEBT, DECEMBER 31, 1952

| | |
|--------------------------|--------------|
| Gross Debt | |
| School debt | \$165,000.00 |
| Self-liquidating debt .. | |
| Other capital debt .. | 20,000.00 |

| | |
|------------------------------------|---------------------|
| TOTAL GROSS DEBT | \$185,000.00 |
| Per Capita Gross Debt | \$152.51 |

| | |
|--------------------------|-------------|
| Deductions for | |
| School debt | \$64,749.00 |
| Self-liquidating debt .. | |
| Other capital debt .. | |

| | |
|-------------------------------|---------------------|
| TOTAL DEDUCTIONS | 64,749.00 |
| NET DEBT | \$120,251.00 |

| | |
|------------------------------------|----------------|
| Average Assessed Valuations | |
| Real Property 1950-1951-1952.. | \$1,079,151.00 |
| Per Cent of Net Debt | 11.14 |

CURRENT FINANCES DECEMBER 31, 1952

| | |
|-------------------------------------|-------------|
| Cash | \$61,725.55 |
| Taxes receivable | 8,907.68 |
| Tax title liens | 1,744.85 |
| Foreclosed property | |
| Accounts receivable | 747.43 |
| State road aid receivable | 3,486.38 |
| Emergencies and deferred charges .. | 5.00 |

| | |
|---------------------------|--------------------|
| TOTAL ASSETS | \$76,616.89 |
|---------------------------|--------------------|

| | |
|------------------------|------------|
| Cash liabilities | \$8,174.75 |
| Reserves | 11,399.96 |
| Surplus revenue | 57,042.18 |

| | |
|--|--------------------|
| TOTAL LIABILITIES AND SURPLUS | \$76,616.89 |
|--|--------------------|

WEST CALDWELL BOROUGH—ESSEX COUNTY

Population Census, 1950—4,666

Land Area 5.3 sq. mi.

Net Valuation Taxable \$6,685,260

EXPENDITURES AND REQUIRED PAYMENTS FOR 1952

| | |
|---|---------------------|
| General Government | |
| Administrative and executive | \$40,051.45 |
| Assessment and collection of taxes | 13,756.92 |
| Finance Department | 300.00 |
| Protection to Persons & Property | |
| Fire | 15,405.00 |
| Police | 44,354.27 |
| Other | |
| Streets and Roads | |
| Repairs and maintenance | 27,847.05 |
| Street lighting | 6,178.30 |
| Sanitation | |
| Street cleaning | |
| Garbage and ash removal | |
| Sewers | 16,099.00 |
| Health and Charities | |
| Health service | 4,150.05 |
| Poor (including relief) | 540.55 |
| Hospitals (aid and maintenance) .. | |
| Other | |
| Recreation | |
| Beaches and boardwalks | |
| Parks and playgrounds | 5,279.00 |
| Other | |
| Educational | |
| (Exclusive of school districts) .. | 7,050.00 |
| Unclassified Purposes | |
| (Including contingent) | 42.75 |
| SUB-TOTAL—Municipal functions .. | \$181,045.93 |

| | |
|---|----------------|
| Per Capita—Municipal functions | \$38.50 |
| Capital imp'ts and capital imp't fund | \$12,000.00 |
| Debt Service | |
| Principal payments .. | \$5,000.00 |
| Interest payments .. | 756.15 |

| | |
|--------------------------------------|-----------------|
| Total | 5,756.15 |
| Per Capita Debt Service | \$1.23 |

| | |
|--|------------------|
| Deferred Charges and Statutory Expenditures | |
| Emergencies | \$2,000.00 |
| Other deferred chgs. .. | 11,498.38 |
| Total | 13,498.38 |

| | |
|--|---------------------|
| TOTAL—Municipal expenditures .. | \$212,300.46 |
|--|---------------------|

| | |
|---|-------------------|
| Required Payments for Local School, County, and Special District Taxes | 332,609.71 |
|---|-------------------|

| | |
|---|---------------------|
| TOTAL EXPENDITURES AND REQUIRED PAYMENTS | \$544,910.17 |
|---|---------------------|

| | |
|-------------------------------------|---------------------|
| Reserve for uncollected taxes | \$33,186.79 |
| GRAND TOTAL—Budget | \$578,096.96 |

RECEIPTS AND REVENUES REALIZED IN 1952 TO MEET EXPENDITURES AND REQUIRED PAYMENTS

| | |
|---|---------------------|
| Surplus revenue appropriated | \$45,000.00 |
| Miscellaneous revenues realized .. | 31,206.36 |
| State aid revenues realized | 3,968.00 |
| Delinquent taxes including | |
| Liens—1952 collections | 20,591.15 |
| Current taxes—1952 collections .. | 459,599.19 |
| Emergency borrowings | |
| TOTAL RECEIPTS AND REVENUES REALIZED | \$615,264.50 |

CAPITAL OUTLAY—1952

| | |
|----------------------------------|-------------|
| Beaches and boardwalks | |
| Buildings and equipment | \$50,254.49 |
| Parks and playgrounds | |
| Sewers | 8,458.91 |
| Streets, roads and bridges | |
| Water supply | 349.48 |
| Other | |

| | |
|------------------------------|---------------|
| Tax rate | \$5.33 |
| Local school tax rate | 2.73 |
| County tax rate | 1.04 |
| Local purpose tax rate | 1.56 |

TAXES

| | |
|--|---------------------|
| Local school tax | \$242,355.44 |
| County taxes | 90,254.31 |
| Special district taxes | |
| Local purpose levy | \$332,609.71 |
| Total tax levy (tax duplicate) .. | \$463,254.20 |
| Per Capita Total Tax Levy | \$90.07 |

| | |
|--|--------------|
| Current | |
| 1952 taxes levied (total) | \$441,744.55 |
| Collected in 1952 | 459,599.19 |
| Per cent of levy collected in 1952 | 95.39 |
| Transferred to liens | 756.86 |
| Cancelled, abated or adjusted .. | 1,573.55 |
| Outstanding December 31, 1952 .. | \$10,834.95 |

| | |
|------------------------------------|-------------|
| All Prior Years Outstanding | |
| Balance January 1, 1952 | \$20,155.04 |
| Collected in 1952 | 17,812.35 |
| Balance December 31, 1952 | \$2,342.69 |

| | |
|------------------------------------|------------|
| Tax Title Liens Outstanding | |
| Balance January 1, 1952 | \$5,715.14 |
| Redeemed by cash | 2,778.90 |
| Balance December 31, 1952 | \$2,936.24 |

| | |
|---|-------------|
| Property Acquired by Deed or Foreclosure | |
| Balance January 1, 1952 | \$54,135.00 |
| Sale for cash | 400.00 |
| Balance December 31, 1952 | \$57,935.00 |

CAPITAL DEBT, DECEMBER 31, 1952

| | |
|--------------------------|--------------|
| Gross Debt | |
| School debt | \$410,763.00 |
| Self-liquidating debt .. | 107,000.00 |
| Other capital debt .. | 66,590.00 |

| | |
|------------------------------------|---------------------|
| TOTAL GROSS DEBT | \$584,353.00 |
| Per Capita Gross Debt | \$125.23 |

| | |
|--------------------------|--------------|
| Deductions for | |
| School debt | \$410,763.00 |
| Self-liquidating debt .. | |
| Other capital debt .. | 3,916.00 |

| | |
|-------------------------------|---------------------|
| TOTAL DEDUCTIONS | \$414,679.00 |
| NET DEBT | \$169,674.00 |

| | |
|------------------------------------|----------------|
| Average Assessed Valuations | |
| Real Property 1950-1951-1952 .. | \$7,204,432.00 |
| Per Cent of Net Debt | 2.35 |

CURRENT FINANCES DECEMBER 31, 1952

| | |
|-------------------------------------|--------------|
| Cash | \$243,428.68 |
| Taxes receivable | 32,184.54 |
| Tax title liens | 3,892.30 |
| Foreclosed property | 57,935.00 |
| Accounts receivable | 506.25 |
| State road aid receivable | |
| Emergencies and deferred charges .. | |

| | |
|---------------------------|---------------------|
| TOTAL ASSETS | \$332,951.67 |
|---------------------------|---------------------|

| | |
|------------------------|--------------|
| Cash liabilities | \$164,817.20 |
| Reserves | 44,212.00 |
| Surplus revenue | 93,921.47 |

| | |
|--|---------------------|
| TOTAL LIABILITIES AND SURPLUS | \$332,951.67 |
|--|---------------------|

WEST CAPE MAY BOROUGH—CAPE MAY COUNTY

Population Census, 1950—897

Land Area 1.3 sq. mi.

Net Valuation Taxable \$537,423

| | |
|--|----------------------------------|
| EXPENDITURES AND REQUIRED PAYMENTS FOR 1952 | |
| General Government | |
| Administrative and executive | \$4,935.00 |
| Assessment and collection of taxes | 2,225.00 |
| Finance Department | |
| Protection to Persons & Property | |
| Fire | 1,000.00 |
| Police | 1,100.00 |
| Other | |
| Streets and Roads | |
| Repairs and maintenance | 4,693.33 |
| Street lighting | 1,790.00 |
| Sanitation | |
| Street cleaning | |
| Garbage and ash removal | |
| Sewers | 3,375.00 |
| Health and Charities | |
| Health service | 850.00 |
| Poor (including relief) | 500.00 |
| Hospitals (aid and maintenance) | |
| Other | |
| Recreation | |
| Beaches and boardwalks | |
| Parks and playgrounds | |
| Other | |
| Educational | |
| (Exclusive of school districts) .. | |
| Unclassified Purposes | |
| (Including contingent) | 50.00 |
| SUB-TOTAL—Municipal functions.. | |
| | <u>\$20,518.33</u> |
| Per Capita—Municipal functions | |
| | \$22.87 |
| Capital imp'ts and capital imp't fund | \$125.00 |
| Debt Service | |
| Principal payments .. | \$3,000.00 |
| Interest payments .. | 2,750.00 |
| Total | 5,750.00 |
| Per Capita Debt Service | |
| | \$6.41 |
| Deferred Charges and Statutory Expenditures | |
| Emergencies | |
| Other deferred chgs. .. | \$79.98 |
| Total | 79.98 |
| TOTAL—Municipal expenditures .. | <u>\$26,473.31</u> |
| Required Payments for Local School, County, and Special District Taxes | |
| | <u>35,191.79</u> |
| TOTAL EXPENDITURES AND REQUIRED PAYMENTS | |
| | <u>\$61,665.10</u> |
| Reserve for uncollected taxes | \$6,294.80 |
| GRAND TOTAL—Budget | <u><u>\$67,959.90</u></u> |
| RECEIPTS AND REVENUES REALIZED IN 1952 TO MEET EXPENDITURES AND REQUIRED PAYMENTS | |
| Surplus revenue appropriated .. | \$8,500.00 |
| Miscellaneous revenues realized .. | 15,724.30 |
| State aid revenues realized | 3,684.00 |
| Delinquent taxes including | |
| liens—1952 collections | 5,144.52 |
| Current taxes—1952 collections .. | 37,265.71 |
| Emergency borrowings | |
| TOTAL RECEIPTS AND REVENUES REALIZED | <u><u>\$70,318.53</u></u> |
| CAPITAL OUTLAY—1952 | |
| Beaches and boardwalks | |
| Buildings and equipment | |
| Parks and playgrounds | |
| Sewers | |
| Streets, roads and bridges | |
| Water supply | |
| Other | |

| | |
|---|---------------------------|
| Tax rate | \$7.82 |
| Local school tax rate | 5.29 |
| County tax rate | 1.26 |
| Local purpose tax rate | 1.27 |
| TAXES | |
| Local school tax ... | \$28,431.27 |
| County taxes | 6,760.52 |
| Special district taxes | |
| Local purpose levy | \$35,191.79 |
| | 6,834.11 |
| Total tax levy (tax duplicate) .. | <u><u>\$42,025.90</u></u> |
| Per Capita Total Tax Levy | |
| | \$46.85 |
| Current | |
| 1952 taxes levied (total) | \$42,026.77 |
| Collected in 1952 | 37,265.71 |
| Per cent of levy collected in 1952 ... | 88.67 |
| Transferred to liens | 480.67 |
| Cancelled, abated or adjusted | |
| Outstanding December 31, 1952 .. | <u>\$4,280.39</u> |
| All Prior Years Outstanding | |
| Balance January 1, 1952 | \$4,517.93 |
| Collected in 1952 | 4,260.71 |
| Balance December 31, 1952 | <u>\$67.65</u> |
| Tax Title Liens Outstanding | |
| Balance January 1, 1952 | \$20,050.74 |
| Redeemed by cash | 883.81 |
| Balance December 31, 1952 | <u>\$19,435.73</u> |
| Property Acquired by Deed or Foreclosure | |
| Balance January 1, 1952 | \$11,473.75 |
| Sale for cash | 2,625.00 |
| Balance December 31, 1952 | <u>\$10,729.25</u> |
| CAPITAL DEBT, DECEMBER 31, 1952 | |
| Gross Debt | |
| School debt | |
| Self-liquidating debt .. | |
| Other capital debt .. | \$66,000.00 |
| TOTAL GROSS DEBT | <u>\$66,000.00</u> |
| Per Capita Gross Debt | \$73.58 |
| Deductions for | |
| School debt | |
| Self-liquidating debt .. | |
| Other capital debt .. | |
| TOTAL DEDUCTIONS | <u>.....</u> |
| NET DEBT | <u><u>\$66,000.00</u></u> |
| Average Assessed Valuations | |
| Real Property 1950-1951-1952 .. | \$510,523.00 |
| Per Cent of Net Debt | 12.92 |
| CURRENT FINANCES DECEMBER 31, 1952 | |
| Cash | \$46,025.91 |
| Taxes receivable | 4,348.04 |
| Tax title liens | 19,435.73 |
| Foreclosed property | 10,729.25 |
| Accounts receivable | 1,080.75 |
| State road aid receivable | |
| Emergencies and deferred charges .. | |
| TOTAL ASSETS | <u><u>\$81,619.68</u></u> |
| Cash liabilities | \$16,470.71 |
| Reserves | 35,593.77 |
| Surplus revenue | 29,555.20 |
| TOTAL LIABILITIES AND SURPLUS | <u><u>\$81,619.68</u></u> |

WEST DEPTFORD TOWNSHIP—GLOUCESTER COUNTY

Population Census, 1950—5,446

Land Area 15.94 sq. mi.

Net Valuation Taxable \$7,900,985

| | |
|--|---------------------|
| EXPENDITURES AND REQUIRED PAYMENTS FOR 1952 | |
| General Government | |
| Administrative and executive | \$23,339.50 |
| Assessment and collection of taxes | 6,950.00 |
| Finance Department | |
| Protection to Persons & Property | |
| Fire | 5,000.00 |
| Police | 17,736.45 |
| Other | |
| Streets and Roads | |
| Repairs and maintenance | 38,032.54 |
| Street lighting | 6,438.91 |
| Sanitation | |
| Street cleaning | |
| Garbage and ash removal | |
| Sewers | |
| Health and Charities | |
| Health service | 895.80 |
| Poor (including relief) | 1,490.14 |
| Hospitals (aid and maintenance) | |
| Other | |
| Recreation | |
| Beaches and boardwalks | |
| Parks and playgrounds | |
| Other | |
| Educational | |
| (Exclusive of school districts) .. | |
| Unclassified Purposes | |
| (Including contingent) | 200.00 |
| SUB-TOTAL—Municipal functions.. | \$100,083.34 |
| Per Capita—Municipal functions | |
| Capital imp'ts and capital imp't fund | \$18.38 |
| Debt Service | |
| Principal payments .. | \$5,000.00 |
| Interest payments .. | 2,700.00 |
| Total | 7,700.00 |
| Per Capita Debt Service | |
| | \$1.41 |
| Deferred Charges and Statutory Expenditures | |
| Emergencies | |
| Other deferred chgs. | \$2,177.00 |
| Total | 2,177.00 |
| TOTAL—Municipal expenditures ... | \$125,260.34 |
| Required Payments for Local School, County, and Special District Taxes | |
| | 285,263.74 |
| TOTAL EXPENDITURES AND REQUIRED PAYMENTS | \$410,524.08 |
| Reserve for uncollected taxes | \$18,689.48 |
| GRAND TOTAL—Budget | \$429,213.56 |
| RECEIPTS AND REVENUES REALIZED IN 1952 TO MEET EXPENDITURES AND REQUIRED PAYMENTS | |
| Surplus revenue appropriated .. | \$56,000.00 |
| Miscellaneous revenues realized .. | 52,311.84 |
| State aid revenues realized | 9,704.91 |
| Delinquent taxes including | |
| liens—1952 collections | 11,746.47 |
| current taxes—1952 collections.. | 305,389.57 |
| Emergency borrowings | |
| TOTAL RECEIPTS AND REVENUES REALIZED | \$435,152.79 |

CAPITAL OUTLAY—1952

| | |
|----------------------------------|------------|
| Beaches and boardwalks | |
| Buildings and equipment | \$2,900.00 |
| Parks and playgrounds | |
| Sewers | |
| Streets, roads and bridges | |
| Water supply | 196,244.88 |
| Other | |

| | |
|------------------------------|---------------|
| Tax rate | \$4.02 |
| Local school tax rate | 2.59 |
| County tax rate | 1.02 |
| Local purpose tax rate | 0.41 |

TAXES

| | |
|--|---------------------|
| Local school tax ... | \$204,353.00 |
| County taxes | 80,910.74 |
| Special district taxes | |
| Local purpose levy | \$285,263.74 |
| | 31,028.82 |
| Total tax levy (tax duplicate) .. | \$316,292.56 |

| | |
|--|----------------|
| Per Capita Total Tax Levy | \$58.08 |
|--|----------------|

| | |
|--|--------------|
| Current | |
| 1952 taxes levied (total) | \$319,437.97 |
| Collected in 1952 | 305,389.57 |
| Per cent of levy collected in 1952 ... | 95.60 |
| Transferred to liens | 3,034.71 |
| Cancelled, abated or adjusted .. | 231.34 |
| Outstanding December 31, 1952 .. | \$10,782.35 |

| | |
|------------------------------------|-------------|
| All Prior Years Outstanding | |
| Balance January 1, 1952 | \$12,629.31 |
| Collected in 1952 | 10,775.17 |
| Balance December 31, 1952 | \$1,433.08 |

| | |
|------------------------------------|--------------|
| Tax Title Liens Outstanding | |
| Balance January 1, 1952 | \$109,472.66 |
| Redeemed by cash | 971.24 |
| Balance December 31, 1952 | \$106,418.23 |

| | |
|---|-------------|
| Property Acquired by Deed or Foreclosure | |
| Balance January 1, 1952 | \$10,189.65 |
| Sale for cash | 2,525.00 |
| Balance December 31, 1952 | \$14,474.65 |

CAPITAL DEBT, DECEMBER 31, 1952

| | |
|-------------------------------|---------------------|
| Gross Debt | |
| School debt | \$21,000.00 |
| Self-liquidating debt .. | |
| Other capital debt .. | 337,000.00 |
| TOTAL GROSS DEBT | \$358,000.00 |

| | |
|------------------------------------|----------------|
| Per Capita Gross Debt | \$65.74 |
|------------------------------------|----------------|

| | |
|-------------------------------|------------------|
| Deductions for | |
| School debt | \$21,000.00 |
| Self-liquidating debt .. | |
| Other capital debt .. | |
| TOTAL DEDUCTIONS | 21,000.00 |

| | |
|-----------------------|---------------------|
| NET DEBT | \$337,000.00 |
|-----------------------|---------------------|

| | |
|------------------------------------|----------------|
| Average Assessed Valuations | |
| Real Property 1950-1951-1952.. | \$6,748,308.00 |
| Per Cent of Net Debt | 4.99 |

CURRENT FINANCES DECEMBER 31, 1952

| | |
|-------------------------------------|---------------------|
| Cash | \$100,357.71 |
| Taxes receivable | 32,215.43 |
| Tax title liens | 106,418.23 |
| Foreclosed property | 14,474.65 |
| Accounts receivable | 3,000.39 |
| State road aid receivable | 1,069.13 |
| Emergencies and deferred charges .. | |
| TOTAL ASSETS | \$237,535.54 |

| | |
|--|---------------------|
| Cash liabilities | \$13,675.98 |
| Reserves | 136,108.70 |
| Surplus revenue | 87,750.86 |
| TOTAL LIABILITIES AND SURPLUS | \$237,535.54 |

WESTFIELD TOWN—UNION COUNTY

Population Census, 1950—21,243

Land Area 6.4 sq. mi.

Net Valuation Taxable \$42,444,799

EXPENDITURES AND REQUIRED PAYMENTS FOR 1952

| | |
|---|---------------------|
| General Government | |
| Administrative and executive . . . | \$55,390.96 |
| Assessment and collection of taxes | 25,675.00 |
| Finance Department | 6,575.00 |
| Protection to Persons & Property | |
| Fire | 138,820.10 |
| Police | 178,846.55 |
| Other | 15,316.55 |
| Streets and Roads | |
| Repairs and maintenance | 138,402.83 |
| Street lighting | 34,744.46 |
| Sanitation | |
| Street cleaning | |
| Garbage and ash removal | |
| Sewers | 14,827.56 |
| Health and Charities | |
| Health service | 17,138.00 |
| Poor (including relief) | 12,155.00 |
| Hospitals (aid and maintenance) . . | 2,000.00 |
| Other | |
| Recreation | |
| Beaches and boardwalks | |
| Parks and playgrounds | 39,900.00 |
| Other | |
| Educational | |
| (Exclusive of school districts) . . | 27,000.00 |
| Unclassified Purposes | |
| (Including contingent) | 43,807.04 |
| SUB-TOTAL—Municipal functions.. | \$750,599.05 |

| | |
|---|----------------|
| Per Capita—Municipal functions | \$35.33 |
| Capital imp'ts and capital imp't fund | \$78,000.00 |
| Debt Service | |
| Principal payments | \$57,954.21 |
| Interest payments | 31,422.74 |

| | |
|-----------------|-----------|
| Total | 89,376.95 |
|-----------------|-----------|

| | |
|--|------------|
| Per Capita Debt Service \$4.21 | |
| Deferred Charges and Statutory Expenditures | |
| Emergencies | \$6,000.00 |
| Other deferred chgs. | 315,540.40 |
| Total | 321,540.40 |

| | |
|---|-----------------------|
| TOTAL—Municipal expenditures . . | \$1,239,516.40 |
| Required Payments for Local School, County, and Special District Taxes | |
| | 1,635,881.08 |

TOTAL EXPENDITURES AND REQUIRED PAYMENTS \$2,875,397.48

| | |
|---|-----------------------|
| Reserve for uncollected taxes | \$296,081.12 |
| GRAND TOTAL—Budget | \$3,171,478.60 |

RECEIPTS AND REVENUES REALIZED IN 1952 TO MEET EXPENDITURES AND REQUIRED PAYMENTS

| | |
|---|-----------------------|
| Surplus revenue appropriated | \$430,000.00 |
| Miscellaneous revenues realized . . . | 278,230.62 |
| State aid revenues realized | 17,262.00 |
| Delinquent taxes including | |
| liens—1952 collections | 59,721.53 |
| Current taxes—1952 collections.. | 2,435,677.03 |
| Emergency borrowings | |
| TOTAL RECEIPTS AND REVENUES REALIZED | \$3,220,891.18 |

CAPITAL OUTLAY—1952

| | |
|--------------------------------------|------------|
| Beaches and boardwalks | |
| Buildings and equipment | \$5,900.00 |
| Parks and playgrounds | |
| Sewers | 18,711.96 |
| Streets, roads and bridges | 35,813.57 |
| Water supply | |
| Other | 169,442.39 |

| | |
|----------------------------------|--------|
| Tax rate | \$5.80 |
| Local school tax rate | 3.01 |
| County tax rate | 0.84 |
| Local purpose tax rate | 1.95 |

TAXES

| | |
|--|-----------------------|
| Local school tax | \$1,277,654.00 |
| County taxes | 358,227.08 |
| Special district taxes | |
| Local purpose levy | \$1,635,881.08 |
| | 831,688.79 |
| Total tax levy (tax duplicate) .. | \$2,467,569.87 |

| | |
|--|-----------------|
| Per Capita Total Tax Levy | \$116.16 |
|--|-----------------|

| | |
|--|----------------|
| Current | |
| 1952 taxes levied (total) | \$2,502,063.41 |
| Collected in 1952 | 2,435,677.03 |
| Per cent of levy collected in 1952 . . . | 97.34 |
| Transferred to liens | 8,666.65 |
| Cancelled, abated or adjusted | 2,765.73 |
| Outstanding December 31, 1952 . . . | \$54,954.00 |

| | |
|-------------------------------------|-------------|
| All Prior Years Outstanding | |
| Balance January 1, 1952 | \$55,957.80 |
| Collected in 1952 | 54,528.98 |
| Balance December 31, 1952 | \$449.05 |

| | |
|-------------------------------------|--------------|
| Tax Title Liens Outstanding | |
| Balance January 1, 1952 | \$124,562.00 |
| Redeemed by cash | 5,192.55 |
| Balance December 31, 1952 | \$92,803.39 |

| | |
|---|--------------|
| Property Acquired by Deed or Foreclosure | |
| Balance January 1, 1952 | \$89,560.00 |
| Sale for cash | 20,662.00 |
| Balance December 31, 1952 | \$113,935.00 |

CAPITAL DEBT, DECEMBER 31, 1952

| | |
|--|-----------------------|
| Gross Debt | |
| School debt | \$4,029,500.00 |
| Self-liquidating debt | |
| Other capital debt | 1,204,744.00 |
| TOTAL GROSS DEBT | \$5,234,244.00 |
| Per Capita Gross Debt | \$246.40 |

| | |
|-----------------------------------|-----------------------|
| Deductions for | |
| School debt | \$3,068,885.00 |
| Self-liquidating debt | |
| Other capital debt | 39,430.00 |
| TOTAL DEDUCTIONS | 3,108,315.00 |
| NET DEBT | \$2,125,929.00 |

| | |
|------------------------------------|-----------------|
| Average Assessed Valuations | |
| Real Property 1950-1951-1952 . . . | \$38,361,061.00 |
| Per Cent of Net Debt | 5.54 |

CURRENT FINANCES DECEMBER 31, 1952

| | |
|--------------------------------------|---------------------|
| Cash | \$647,886.35 |
| Taxes receivable | 55,403.05 |
| Tax title liens | 92,803.39 |
| Foreclosed property | 113,935.00 |
| Accounts receivable | |
| State road aid receivable | |
| Emergencies and deferred charges . . | |
| TOTAL ASSETS | \$910,027.79 |

| | |
|----------------------------|--------------|
| Cash liabilities | \$207,487.56 |
| Reserves | 262,141.44 |
| Surplus revenue | 440,398.79 |

| | |
|--|---------------------|
| TOTAL LIABILITIES AND SURPLUS | \$910,027.79 |
|--|---------------------|

WEST LONG BRANCH BOROUGH—MONMOUTH COUNTY

Population Census, 1950—2,739

Land Area 2.9 sq. mi.

Net Valuation Taxable \$2,337,740

| | |
|--|-------------|
| EXPENDITURES AND REQUIRED PAYMENTS FOR 1952 | |
| General Government | |
| Administrative and executive | \$15,078.01 |
| Assessment and collection of taxes | 6,350.38 |
| Finance Department | |
| Protection to Persons & Property | |
| Fire | 6,882.24 |
| Police | 15,699.09 |
| Other | |
| Streets and Roads | |
| Repairs and maintenance | 16,997.76 |
| Street lighting | 4,383.94 |
| Sanitation | |
| Street cleaning | |
| Garbage and ash removal | 7,798.90 |
| Sewers | |
| Health and Charities | |
| Health service | 2,109.70 |
| Poor (including relief) | 1,400.00 |
| Hospitals (aid and maintenance) | |
| Other | |
| Recreation | |
| Beaches and boardwalks | |
| Parks and playgrounds | |
| Other | |
| Educational | |
| (Exclusive of school districts) .. | 2,001.83 |
| Unclassified Purposes | |
| (Including contingent) | 1,259.05 |
| SUB-TOTAL—Municipal functions.. | |
| \$79,960.90 | |
| Per Capita—Municipal functions | |
| \$29.19 | |
| Capital imp'ts and capital imp't fund | \$2,800.00 |
| Debt Service | |
| Principal payments .. | \$8,000.00 |
| Interest payments .. | 1,727.50 |
| Total | |
| 9,727.50 | |
| Per Capita Debt Service | |
| \$3.55 | |
| Deferred Charges and Statutory Expenditures | |
| Emergencies | |
| Other deferred chgs. | |
| Total | |
| | |
| TOTAL—Municipal expenditures ... | |
| \$92,488.40 | |
| Required Payments for Local School, County, and Special District Taxes | |
| 142,890.42 | |
| TOTAL EXPENDITURES AND REQUIRED PAYMENTS | |
| \$235,378.82 | |
| Reserve for uncollected taxes | \$18,884.53 |
| GRAND TOTAL—Budget | |
| \$254,263.35 | |
| RECEIPTS AND REVENUES REALIZED IN 1952 TO MEET EXPENDITURES AND REQUIRED PAYMENTS | |
| Surplus revenue appropriated .. | \$15,000.00 |
| Miscellaneous revenues realized .. | 56,520.77 |
| State aid revenues realized | 6,526.00 |
| Delinquent taxes including | |
| liens—1952 collections | 12,748.72 |
| Current taxes—1952 collections.. | 164,975.01 |
| Emergency borrowings | |
| TOTAL RECEIPTS AND REVENUES REALIZED | |
| \$255,770.50 | |
| CAPITAL OUTLAY—1952 | |
| Beaches and boardwalks | |
| Buildings and equipment | |
| Parks and playgrounds | |
| Sewers | |
| Streets, roads and bridges | |
| Water supply | |
| Other | |

| | |
|---|----------------|
| Tax rate | \$7.69 |
| Local school tax rate | 4.54 |
| County tax rate | 1.57 |
| Local purpose tax rate | 1.58 |
| TAXES | |
| Local school tax ... | \$106,245.73 |
| County taxes | 36,644.69 |
| Special district taxes | |
| Local purpose levy | |
| \$142,890.42 | |
| 36,857.03 | |
| Total tax levy (tax duplicate) .. | |
| \$179,747.45 | |
| Per Capita Total Tax Levy | |
| \$65.63 | |
| Current | |
| 1952 taxes levied (total) | \$179,757.97 |
| Collected in 1952 | 164,975.01 |
| Per cent of levy collected in 1952 ... | 91.77 |
| Transferred to liens | 1,094.68 |
| Cancelled, abated or adjusted .. | |
| Outstanding December 31, 1952 .. | \$13,688.28 |
| All Prior Years Outstanding | |
| Balance January 1, 1952 | \$12,096.31 |
| Collected in 1952 | 11,265.70 |
| Balance December 31, 1952 | \$823.13 |
| Tax Title Liens Outstanding | |
| Balance January 1, 1952 | \$15,943.16 |
| Redeemed by cash | 1,483.02 |
| Balance December 31, 1952 | \$14,692.33 |
| Property Acquired by Deed or Foreclosure | |
| Balance January 1, 1952 | \$85,899.98 |
| Sale for cash | 13,342.50 |
| Balance December 31, 1952 | \$93,743.00 |
| CAPITAL DEBT, DECEMBER 31, 1952 | |
| Gross Debt | |
| School debt | \$174,000.00 |
| Self-liquidating debt .. | |
| Other capital debt .. | 57,578.00 |
| TOTAL GROSS DEBT | |
| \$231,578.00 | |
| Per Capita Gross Debt | |
| \$84.55 | |
| Deductions for | |
| School debt | \$128,619.00 |
| Self-liquidating debt .. | |
| Other capital debt .. | |
| TOTAL DEDUCTIONS | |
| 128,619.00 | |
| NET DEBT | |
| \$102,959.00 | |
| Average Assessed Valuations | |
| Real Property 1950-1951-1952.. | \$2,143,655.00 |
| Per Cent of Net Debt | 4.80 |
| CURRENT FINANCES DECEMBER 31, 1952 | |
| Cash | \$128,710.10 |
| Taxes receivable | 14,511.41 |
| Tax title liens | 14,692.33 |
| Foreclosed property | 93,743.00 |
| Accounts receivable | 822.14 |
| State road aid receivable | 17,087.49 |
| Emergencies and deferred charges .. | |
| TOTAL ASSETS | |
| \$269,566.47 | |
| Cash liabilities | \$77,013.53 |
| Reserves | 123,768.88 |
| Surplus revenue | 68,784.06 |
| TOTAL LIABILITIES AND SURPLUS | |
| \$269,566.47 | |

WEST MILFORD TOWNSHIP—PASSAIC COUNTY

Population Census, 1950—3,650

Land Area 78.5 sq. mi.

Net Valuation Taxable \$8,980,278

EXPENDITURES AND REQUIRED PAYMENTS FOR 1952

| | |
|---|---------------------|
| General Government | |
| Administrative and executive | \$20,025.00 |
| Assessment and collection of taxes | 13,100.00 |
| Finance Department | 1,550.00 |
| Protection to Persons & Property | |
| Fire | 5,000.00 |
| Police | 20,075.00 |
| Other | |
| Streets and Roads | |
| Repairs and maintenance | 120,757.50 |
| Street lighting | |
| Sanitation | |
| Street cleaning | |
| Garbage and ash removal | |
| Sewers | |
| Health and Charities | |
| Health service | 4,000.00 |
| Poor (including relief) | 3,125.00 |
| Hospitals (aid and maintenance) | 350.00 |
| Other | |
| Recreation | |
| Beaches and boardwalks | |
| Parks and playgrounds | |
| Other | |
| Educational | |
| (Exclusive of school districts) .. | |
| Unclassified Purposes | |
| (Including contingent) | 10,850.00 |
| SUB-TOTAL—Municipal functions.. | \$198,832.50 |

| | |
|--|----------------|
| Per Capita—Municipal functions | \$54.47 |
| Capital imp'ts and capital imp't fund | \$1,000.00 |
| Debt Service | |
| Principal payments .. | \$10,000.00 |
| Interest payments .. | 140.01 |
| Total | 10,140.01 |
| Per Capita Debt | |
| Service | \$2.78 |
| Deferred Charges and Statutory Expenditures | |
| Emergencies | |
| Other deferred chgs. .. | \$10,600.25 |
| Total | 10,600.25 |

| | |
|--|---------------------|
| TOTAL—Municipal expenditures .. | \$220,572.76 |
|--|---------------------|

| | |
|---|-------------------|
| Required Payments for Local School, County, and Special District Taxes | 266,578.68 |
|---|-------------------|

| | |
|---|---------------------|
| TOTAL EXPENDITURES AND REQUIRED PAYMENTS | \$487,151.44 |
| Reserve for uncollected taxes | \$87,703.02 |
| GRAND TOTAL—Budget | \$574,854.46 |

| | |
|--|-------------|
| RECEIPTS AND REVENUES REALIZED IN 1952 TO MEET EXPENDITURES AND REQUIRED PAYMENTS | |
| Surplus revenue appropriated .. | \$65,000.00 |
| Miscellaneous revenues realized .. | 40,921.30 |
| State aid revenues realized | 41,046.00 |
| Delinquent taxes including | |
| Liens—1952 collections | 43,527.03 |
| Current taxes—1952 collections .. | 381,872.12 |
| Emergency borrowings | |

| | |
|---|---------------------|
| TOTAL RECEIPTS AND REVENUES REALIZED | \$572,366.45 |
|---|---------------------|

CAPITAL OUTLAY—1952

| | |
|----------------------------------|-------------|
| Beaches and boardwalks | |
| Buildings and equipment | \$15,917.20 |
| Parks and playgrounds | |
| Sewers | |
| Streets, roads and bridges | |
| Water supply | |
| Other | |

| | |
|------------------------------|---------------|
| Tax rate | \$4.78 |
| Local school tax rate | 2.13 |
| County tax rate | 0.84 |
| Local purpose tax rate | 1.81 |

TAXES

| | | |
|--|--------------|---------------------|
| Local school tax ... | \$191,438.69 | |
| County taxes | 75,139.99 | |
| Special district taxes | | |
| Local purpose levy | | \$266,578.68 |
| | | 161,829.78 |
| Total tax levy (tax duplicate) .. | | \$428,408.46 |

| | |
|--|-----------------|
| Per Capita Total Tax Levy | \$117.37 |
|--|-----------------|

| | |
|--|--------------|
| Current | |
| 1952 taxes levied (total) | \$432,824.30 |
| Collected in 1952 | 381,872.12 |
| Per cent of levy collected in 1952 ... | 88.22 |
| Transferred to liens | |
| Cancelled, abated or adjusted .. | |
| Outstanding December 31, 1952 .. | \$50,952.18 |

| | |
|------------------------------------|-------------|
| All Prior Years Outstanding | |
| Balance January 1, 1952 | \$62,393.75 |
| Collected in 1952 | 42,079.61 |
| Balance December 31, 1952 | \$20,314.14 |

| | |
|------------------------------------|-------------|
| Tax Title Liens Outstanding | |
| Balance January 1, 1952 | \$13,920.90 |
| Redeemed by cash | 1,447.42 |
| Balance December 31, 1952 | \$12,473.48 |

| | |
|---|------------|
| Property Acquired by Deed or Foreclosure | |
| Balance January 1, 1952 | \$1,600.00 |
| Sale for cash | |
| Balance December 31, 1952 | \$1,600.00 |

CAPITAL DEBT, DECEMBER 31, 1952

| | |
|-----------------------------|--------------|
| Gross Debt | |
| School debt | \$168,000.00 |
| Self-liquidating debt. | |
| Other capital debt .. | 63,959.00 |

| | |
|------------------------------------|---------------------|
| TOTAL GROSS DEBT | \$231,959.00 |
| Per Capita Gross Debt | \$63.55 |

| | |
|-----------------------------|--------------|
| Deductions for | |
| School debt | \$168,000.00 |
| Self-liquidating debt. | |
| Other capital debt .. | |

| | |
|-------------------------------|--------------------|
| TOTAL DEDUCTIONS | 168,000.00 |
| NET DEBT | \$63,959.00 |

| | |
|------------------------------------|----------------|
| Average Assessed Valuations | |
| Real Property 1950-1951-1952 .. | \$8,224,703.00 |
| Per Cent of Net Debt | 0.77 |

CURRENT FINANCES DECEMBER 31, 1952

| | |
|-------------------------------------|--------------|
| Cash | \$284,236.61 |
| Taxes receivable | 71,266.32 |
| Tax title liens | 12,473.48 |
| Foreclosed property | 1,600.00 |
| Accounts receivable | 25,215.93 |
| State road aid receivable | 1,789.47 |
| Emergencies and deferred charges .. | |

| | |
|---------------------------|---------------------|
| TOTAL ASSETS | \$396,581.81 |
|---------------------------|---------------------|

| | |
|------------------------|-------------|
| Cash liabilities | \$70,791.15 |
| Reserves | 110,555.73 |
| Surplus revenue | 215,234.93 |

| | |
|--|---------------------|
| TOTAL LIABILITIES AND SURPLUS | \$396,581.81 |
|--|---------------------|

WEST NEW YORK TOWN—HUDSON COUNTY

Population Census, 1950—37,683

Land Area 0.9 sq. mi.

Net Valuation Taxable \$48,624,122

| | |
|--|-----------------------|
| EXPENDITURES AND REQUIRED PAYMENTS FOR 1952 | |
| General Government | |
| Administrative and executive | \$237,399.00 |
| Assessment and collection of taxes | 41,605.40 |
| Finance Department | 6,120.00 |
| Protection to Persons & Property | |
| Fire | 355,532.21 |
| Police | 367,717.44 |
| Other | 64,210.60 |
| Streets and Roads | |
| Repairs and maintenance | 193,241.00 |
| Street lighting | 37,000.00 |
| Sanitation | |
| Street cleaning | 82,900.00 |
| Garbage and ash removal | 3,339.00 |
| Sewers | 3,339.00 |
| Health and Charities | |
| Health service | 37,902.44 |
| Poor (including relief) | 39,200.00 |
| Hospitals (aid and maintenance) | 2,000.00 |
| Other | 2,000.00 |
| Recreation | |
| Beaches and boardwalks | 58,110.88 |
| Parks and playgrounds | 37,144.47 |
| Other | 21,700.00 |
| Educational | |
| (Exclusive of school districts) | 21,700.00 |
| Unclassified Purposes | |
| (Including contingent) | 17,990.00 |
| SUB-TOTAL—Municipal functions.. | \$1,601,112.44 |

| | |
|--|-----------------------|
| Per Capita—Municipal functions | \$42.49 |
| Capital imp'ts and capital imp't fund | \$56,200.00 |
| Debt Service | |
| Principal payments | \$189,000.00 |
| Interest payments | 178,284.81 |
| Total | *\$367,284.81 |
| Per Capita Debt Service | |
| Deferred Charges and Statutory Expenditures | \$9.75 |
| Emergencies | \$17,000.00 |
| Other deferred chgs. | 96,640.79 |
| Total | 113,640.79 |
| TOTAL—Municipal expenditures | \$2,138,238.04 |

| | |
|---|-----------------------|
| Required Payments for Local School, County, and Special District Taxes | 2,114,798.56 |
| TOTAL EXPENDITURES AND REQUIRED PAYMENTS | \$4,253,036.60 |
| Reserve for uncollected taxes | \$305,261.08 |
| GRAND TOTAL—Budget | \$4,558,297.68 |

| | |
|--|-----------------------|
| RECEIPTS AND REVENUES REALIZED IN 1952 TO MEET EXPENDITURES AND REQUIRED PAYMENTS | |
| Surplus revenue appropriated | \$75,000.00 |
| Miscellaneous revenues realized | 303,584.96 |
| State aid revenues realized | 33,376.51 |
| Delinquent taxes including | |
| liens—1952 collections | 137,655.29 |
| current taxes—1952 collections.. . . . | 3,842,205.73 |
| Emergency borrowings | 29,836.26 |
| TOTAL RECEIPTS AND REVENUES REALIZED | \$4,391,822.49 |

CAPITAL OUTLAY—1952

| | |
|--------------------------------------|--------------|
| Beaches and boardwalks | \$973,904.33 |
| Buildings and equipment | 29,836.26 |
| Parks and playgrounds | 21,700.00 |
| Sewers | 82,900.00 |
| Streets, roads and bridges | 3,339.00 |
| Water supply | 3,339.00 |
| Other | 2,000.00 |

| | |
|----------------------------------|---------------|
| Tax rate | \$8.32 |
| Local school tax rate | 2.62 |
| County tax rate | 1.73 |
| Local purpose tax rate | 3.97 |

TAXES

| | |
|--|-----------------------|
| Local school tax | \$1,273,463.85 |
| County taxes | 841,334.71 |
| Special district taxes | 2,114,798.56 |
| Local purpose levy | 1,929,683.96 |
| Total tax levy (tax duplicate) .. | \$4,044,482.52 |

| | |
|--|-----------------|
| Per Capita Total Tax Levy | \$107.33 |
|--|-----------------|

| | |
|--|----------------|
| Current | |
| 1952 taxes levied (total) | \$4,055,703.26 |
| Collected in 1952 | 3,842,205.73 |
| Per cent of levy collected in 1952 | 94.73 |
| Transferred to liens | 4,504.21 |
| Cancelled, abated or adjusted | 42,401.01 |
| Outstanding December 31, 1952 | \$166,592.31 |

| | |
|-------------------------------------|--------------|
| All Prior Years Outstanding | |
| Balance January 1, 1952 | \$315,232.08 |
| Collected in 1952 | 136,610.09 |
| Balance December 31, 1952 | \$174,469.77 |

| | |
|-------------------------------------|-------------|
| Tax Title Liens Outstanding | |
| Balance January 1, 1952 | \$28,150.05 |
| Redeemed by cash | 1,045.20 |
| Balance December 31, 1952 | \$39,009.99 |

| | |
|---|--------------|
| Property Acquired by Deed or Foreclosure | |
| Balance January 1, 1952 | \$100,350.00 |
| Sale for cash | 8,500.00 |
| Balance December 31, 1952 | \$86,500.00 |

CAPITAL DEBT, DECEMBER 31, 1952

| | |
|-----------------------------------|-----------------------|
| Gross Debt | |
| School debt | \$942,000.00 |
| Self-liquidating debt | 5,517,753.00 |
| Other capital debt | 910,000.00 |
| TOTAL GROSS DEBT | \$6,459,753.00 |

| | |
|--|-----------------|
| Per Capita Gross Debt | \$171.42 |
|--|-----------------|

| | |
|-----------------------------------|---------------------|
| Deductions for | |
| School debt | \$942,000.00 |
| Self-liquidating debt | 910,000.00 |
| Other capital debt | 1,852,000.00 |
| TOTAL DEDUCTIONS | 1,852,000.00 |

| | |
|---------------------------|-----------------------|
| NET DEBT | \$4,607,753.00 |
|---------------------------|-----------------------|

| | |
|---------------------------------------|-----------------|
| Average Assessed Valuations | |
| Real Property 1950-1951-1952.. . . . | \$43,258,450.00 |
| Per Cent of Net Debt | 10.63 |

CURRENT FINANCES DECEMBER 31, 1952

| | |
|--|---------------------|
| Cash | \$395,760.01 |
| Taxes receivable | 341,062.08 |
| Tax title liens | 39,009.99 |
| Foreclosed property | 86,500.00 |
| Accounts receivable | 4,003.42 |
| State road aid receivable | 36,004.25 |
| Emergencies and deferred charges | 12,041.67 |
| TOTAL ASSETS | \$914,381.42 |

| | |
|--|---------------------|
| Cash liabilities | \$164,431.67 |
| Reserves | 470,575.49 |
| Surplus revenue | 279,374.26 |
| TOTAL LIABILITIES AND SURPLUS | \$914,381.42 |

* Includes \$89,347.50 Art. VI School Debt Service.

WEST ORANGE TOWN—ESSEX COUNTY

Population Census, 1930—28,605

Land Area 12.1 sq. mi.

Net Valuation Taxable \$55,856,657

EXPENDITURES AND REQUIRED PAYMENTS FOR 1952

| | |
|---|-----------------------|
| General Government | |
| Administrative and executive . . . | \$135,195.56 |
| Assessment and collection of taxes | 60,131.74 |
| Finance Department | |
| Protection to Persons & Property | |
| Fire | 299,695.83 |
| Police | 307,579.70 |
| Other | |
| Streets and Roads | |
| Repairs and maintenance | 199,666.67 |
| Street lighting | 42,591.78 |
| Sanitation | |
| Street cleaning | |
| Garbage and ash removal | 131,749.41 |
| Sewers | 48,436.39 |
| Health and Charities | |
| Health service | 38,871.34 |
| Poor (including relief) | 57,316.00 |
| Hospitals (aid and maintenance) | |
| Other | 5,332.08 |
| Recreation | |
| Beaches and boardwalks | |
| Parks and playgrounds | 68,812.85 |
| Other | 7,125.00 |
| Educational | |
| (Exclusive of school districts) | 35,490.00 |
| Unclassified Purposes | |
| (Including contingent) | 40,114.44 |
| SUB-TOTAL—Municipal functions.. | \$1,478,108.79 |

| | |
|---|----------------|
| Per Capita—Municipal functions | \$51.67 |
| Capital imp'ts and capital imp't fund | \$10,000.00 |
| Debt Service | |
| Principal payments | \$206,000.00 |
| Interest payments | 70,675.92 |

| | |
|--|---------------|
| Total | 276,675.92 |
| Per Capita Debt Service | \$9.67 |

| | |
|--|-----------------------|
| Deferred Charges and Statutory Expenditures | |
| Emergencies | \$12,000.00 |
| Other deferred chgs. | 111,550.20 |
| Total | 123,550.20 |
| TOTAL—Municipal expenditures . . . | \$1,888,334.91 |

| | |
|---|---------------------|
| Required Payments for Local School, County, and Special District Taxes | 2,122,032.80 |
|---|---------------------|

TOTAL EXPENDITURES AND REQUIRED PAYMENTS \$4,010,367.71

| | |
|---|-----------------------|
| Reserve for uncollected taxes | \$239,255.89 |
| GRAND TOTAL—Budget | \$4,249,623.60 |

RECEIPTS AND REVENUES REALIZED IN 1952 TO MEET EXPENDITURES AND REQUIRED PAYMENTS

| | |
|---|-----------------------|
| Surplus revenue appropriated | \$230,000.00 |
| Miscellaneous revenues realized | 429,148.02 |
| State aid revenues realized | 16,610.00 |
| Delinquent taxes including | |
| liens—1952 collections | 339,199.93 |
| Current taxes—1952 collections | 3,289,774.26 |
| Emergency borrowings | |
| TOTAL RECEIPTS AND REVENUES REALIZED | \$4,304,732.21 |

CAPITAL OUTLAY—1952

| | |
|--------------------------------------|------------|
| Beaches and boardwalks | |
| Buildings and equipment | \$1,922.42 |
| Parks and playgrounds | |
| Sewers | 27,209.10 |
| Streets, roads and bridges | 69,984.40 |
| Water supply | |
| Other | 63,991.83 |

| | |
|----------------------------------|--------|
| Tax rate | \$6.14 |
| Local school tax rate | 2.76 |
| County tax rate | 1.04 |
| Local purpose tax rate | 2.34 |

TAXES

| | |
|--|----------------|
| Local school tax | \$1,542,950.73 |
| County taxes | 579,082.07 |
| Special district taxes | |
| Local purpose levy | \$2,122,032.80 |
| Total tax levy (tax duplicate) | \$3,427,507.89 |

| | |
|--|-----------------|
| Per Capita Total Tax Levy | \$119.82 |
|--|-----------------|

| | |
|--|----------------|
| Current | |
| 1952 taxes levied (total) | \$3,494,925.99 |
| Collected in 1952 | 3,289,774.26 |
| Per cent of levy collected in 1952 | 94.13 |
| Transferred to liens | 10,203.28 |
| Cancelled, abated or adjusted | 52,256.70 |
| Outstanding December 31, 1952 | \$142,691.75 |

| | |
|-------------------------------------|--------------|
| All Prior Years Outstanding | |
| Balance January 1, 1952 | \$124,452.12 |
| Collected in 1952 | 106,772.36 |
| Balance December 31, 1952 | \$15,755.20 |

| | |
|-------------------------------------|--------------|
| Tax Title Liens Outstanding | |
| Balance January 1, 1952 | \$178,247.40 |
| Redeemed by cash | 9,651.82 |
| Balance December 31, 1952 | \$126,191.92 |

| | |
|---|--------------|
| Property Acquired by Deed or Foreclosure | |
| Balance January 1, 1952 | \$671,845.00 |
| Sale for cash | 222,775.75 |
| Balance December 31, 1952 | \$589,225.00 |

CAPITAL DEBT, DECEMBER 31, 1952

| | |
|---------------------------------|----------------|
| Gross Debt | |
| School debt | \$2,994,000.00 |
| Self-liquidating debt | |
| Other capital debt | 2,328,095.00 |

| | |
|--|-----------------------|
| TOTAL GROSS DEBT | \$5,322,095.00 |
| Per Capita Gross Debt | \$186.05 |

| | |
|---------------------------------|----------------|
| Deductions for | |
| School debt | \$2,994,000.00 |
| Self-liquidating debt | |
| Other capital debt | 14,893.00 |

| | |
|-----------------------------------|-----------------------|
| TOTAL DEDUCTIONS | 3,008,893.00 |
| NET DEBT | \$2,313,202.00 |

| | |
|--|-----------------|
| Average Assessed Valuations | |
| Real Property 1950-1951-1952 | \$47,872,499.00 |
| Per Cent of Net Debt | 4.83 |

CURRENT FINANCES DECEMBER 31, 1952

| | |
|--|--------------|
| Cash | \$792,699.80 |
| Taxes receivable | 158,446.95 |
| Tax title liens | 126,191.92 |
| Foreclosed property | 589,225.00 |
| Accounts receivable | 122,411.49 |
| State road aid receivable | 1,700.80 |
| Emergencies and deferred charges | 6,500.00 |

| | |
|-------------------------------|-----------------------|
| TOTAL ASSETS | \$1,797,175.96 |
|-------------------------------|-----------------------|

| | |
|----------------------------|--------------|
| Cash liabilities | \$131,295.05 |
| Reserves | 996,275.36 |
| Surplus revenue | 669,605.55 |

| | |
|--|-----------------------|
| TOTAL LIABILITIES AND SURPLUS | \$1,797,175.96 |
|--|-----------------------|

WEST PATERSON BOROUGH—PASSAIC COUNTY

Population Census, 1950—3,931 Land Area 3.0 sq. mi. Net Valuation Taxable \$3,715,105

| | |
|--|---------------------|
| EXPENDITURES AND REQUIRED PAYMENTS FOR 1952 | |
| General Government | |
| Administrative and executive | \$11,293.75 |
| Assessment and collection of taxes | 7,806.25 |
| Finance Department | 720.00 |
| Protection to Persons & Property | |
| Fire | 11,800.00 |
| Police | 22,150.00 |
| Other | |
| Streets and Roads | |
| Repairs and maintenance | 15,100.00 |
| Street lighting | 3,450.00 |
| Sanitation | |
| Street cleaning | |
| Garbage and ash removal | 6,600.00 |
| Sewers | 9,100.00 |
| Health and Charities | |
| Health service | 3,100.00 |
| Poor (including relief) | 750.00 |
| Hospitals (aid and maintenance) | 300.00 |
| Other | 600.00 |
| Recreation | |
| Beaches and boardwalks | |
| Parks and playgrounds | 1,000.00 |
| Other | |
| Educational | |
| (Exclusive of school districts) .. | |
| Unclassified Purposes | |
| (Including contingent) | 750.00 |
| SUB-TOTAL—Municipal functions.. | \$94,520.00 |
| Per Capita—Municipal functions | |
| Capital imp'ts and capital imp't fund | \$24.04 |
| Capital imp'ts and capital imp't fund | \$2,500.00 |
| Debt Service | |
| Principal payments .. | \$14,437.00 |
| Interest payments .. | 6,491.00 |
| Total | 20,928.00 |
| Per Capita Debt Service | |
| Service | \$5.32 |
| Deferred Charges and Statutory Expenditures | |
| Emergencies | \$750.00 |
| Other deferred chgs. | 4,311.50 |
| Total | 5,061.50 |
| TOTAL—Municipal expenditures .. | \$123,009.50 |
| Required Payments for Local School, County, and Special District Taxes | |
| Total | 151,554.00 |
| TOTAL EXPENDITURES AND REQUIRED PAYMENTS | |
| Total | \$274,563.50 |
| Reserve for uncollected taxes | \$43,327.34 |
| GRAND TOTAL—Budget | \$317,890.84 |
| RECEIPTS AND REVENUES REALIZED IN 1952 TO MEET EXPENDITURES AND REQUIRED PAYMENTS | |
| Surplus revenue appropriated .. | \$30,000.00 |
| Miscellaneous revenues realized .. | 39,023.91 |
| State aid revenues realized | 5,087.00 |
| Delinquent taxes including | |
| Liens—1952 collections | 29,741.39 |
| Current taxes—1952 collections .. | 226,656.70 |
| Emergency borrowings | |
| TOTAL RECEIPTS AND REVENUES REALIZED | \$330,509.00 |

CAPITAL OUTLAY—1952

| | |
|----------------------------------|-------------|
| Beaches and boardwalks | |
| Buildings and equipment | |
| Parks and playgrounds | |
| Sewers | \$30,304.84 |
| Streets, roads and bridges | |
| Water supply | |
| Other | |

| | |
|---|---------------------|
| Tax rate | \$6.51 |
| Local school tax rate | 3.13 |
| County tax rate | 0.95 |
| Local purpose tax rate | 2.43 |
| TAXES | |
| Local school tax ... | \$116,201.18 |
| County taxes | 35,352.82 |
| Special district taxes | |
| Local purpose levy | \$151,554.00 |
| Total tax levy (tax duplicate) .. | \$241,523.84 |
| Per Capita Total Tax Levy | |
| Total | \$61.44 |
| Current | |
| 1952 taxes levied (total) | \$250,876.62 |
| Collected in 1952 | 226,656.70 |
| Per cent of levy collected in 1952 ... | 90.34 |
| Transferred to lens | 1,510.61 |
| Cancelled, abated or adjusted | 1,142.51 |
| Outstanding December 31, 1952 .. | \$21,566.80 |
| All Prior Years Outstanding | |
| Balance January 1, 1952 | \$41,495.84 |
| Collected in 1952 | 27,830.11 |
| Balance December 31, 1952 | \$13,539.09 |
| Tax Title Liens Outstanding | |
| Balance January 1, 1952 | \$30,261.49 |
| Redeemed by cash | 1,714.02 |
| Balance December 31, 1952 | \$35,135.79 |
| Property Acquired by Deed or Foreclosure | |
| Balance January 1, 1952 | \$27,485.00 |
| Sale for cash | 1,360.00 |
| Balance December 31, 1952 | \$26,225.00 |

CAPITAL DEBT, DECEMBER 31, 1952

| | |
|------------------------------------|---------------------|
| Gross Debt | |
| School debt | \$128,423.00 |
| Self-liquidating debt .. | |
| Other capital debt .. | 233,069.00 |
| TOTAL GROSS DEBT | \$361,492.00 |
| Per Capita Gross Debt | |
| Total | \$91.96 |
| Deductions for | |
| School debt | \$128,423.00 |
| Self-liquidating debt .. | |
| Other capital debt .. | 14,976.00 |
| TOTAL DEDUCTIONS | 143,399.00 |
| NET DEBT | \$218,093.00 |
| Average Assessed Valuations | |
| Real Property 1950-1951-1952 .. | \$3,286,750.00 |
| Per Cent of Net Debt | 6.63 |

CURRENT FINANCES DECEMBER 31, 1952

| | |
|--|---------------------|
| Cash | \$128,601.17 |
| Taxes receivable | 35,105.89 |
| Tax title liens | 35,135.79 |
| Foreclosed property | 26,225.00 |
| Accounts receivable | 6,417.98 |
| State road aid receivable | 17,060.65 |
| Emergencies and deferred charges .. | |
| TOTAL ASSETS | \$248,546.48 |
| Cash liabilities | \$30,458.47 |
| Reserves | 102,884.66 |
| Surplus revenue | 115,203.35 |
| TOTAL LIABILITIES AND SURPLUS | \$248,546.48 |

WESTVILLE BOROUGH—GLOUCESTER COUNTY

Population Census, 1950—4,731

Land Area 1.04 sq. mi.

Net Valuation Taxable \$3,303,424

| | |
|--|---------------------|
| EXPENDITURES AND REQUIRED PAYMENTS FOR 1952 | |
| General Government | |
| Administrative and executive | \$13,309.39 |
| Assessment and collection of taxes | 7,732.18 |
| Finance Department | |
| Protection to Persons & Property | |
| Fire | 6,700.00 |
| Police | 25,802.88 |
| Other | |
| Streets and Roads | |
| Repairs and maintenance | 12,725.00 |
| Street lighting | 6,500.00 |
| Sanitation | |
| Street cleaning | |
| Garbage and ash removal | 2,550.00 |
| Sewers | 8,251.00 |
| Health and Charities | |
| Health service | 1,267.00 |
| Poor (including relief) | 907.00 |
| Hospitals (aid and maintenance) | |
| Other | 600.00 |
| Recreation | |
| Beaches and boardwalks | |
| Parks and playgrounds | 1,800.00 |
| Other | |
| Educational (Exclusive of school districts) .. | |
| | 725.00 |
| Unclassified Purposes (Including contingent) | |
| | 330.00 |
| SUB-TOTAL—Municipal functions.. | \$89,199.45 |
| Per Capita—Municipal functions | \$18.85 |
| Capital imp'ts and capital imp't fund | \$16,997.13 |
| Debt Service | |
| Principal payments .. | \$6,000.00 |
| Interest payments .. | 12,480.00 |
| Total | 18,480.00 |
| Per Capita Debt Service | \$3.91 |
| Deferred Charges and Statutory Expenditures | |
| Emergencies | \$900.00 |
| Other deferred chgs. | |
| Total | 900.00 |
| TOTAL—Municipal expenditures .. | \$125,576.58 |
| Required Payments for Local School, County, and Special District Taxes | |
| | 190,332.62 |
| TOTAL EXPENDITURES AND REQUIRED PAYMENTS | \$315,909.20 |
| Reserve for uncollected taxes | \$16,044.01 |
| GRAND TOTAL—Budget | \$331,953.21 |
| RECEIPTS AND REVENUES REALIZED IN 1952 TO MEET EXPENDITURES AND REQUIRED PAYMENTS | |
| Surplus revenue appropriated .. | \$9,000.00 |
| Miscellaneous revenues realized .. | 41,230.93 |
| State aid revenues realized | 10,254.30 |
| Delinquent taxes including | |
| liens—1952 collections | 11,100.15 |
| current taxes—1952 collections .. | 190,332.62 |
| Emergency borrowings | |
| TOTAL RECEIPTS AND REVENUES REALIZED | \$261,918.00 |
| CAPITAL OUTLAY—1952 | |
| Beaches and boardwalks | |
| Buildings and equipment | |
| Parks and playgrounds | |
| Sewers | |
| Streets, roads and bridges | \$5,879.28 |
| Water supply | 21,019.56 |
| Other | |

| | |
|---|---------------------|
| Tax rate | \$6.24 |
| Local school tax rate | 2.67 |
| County tax rate | 1.02 |
| Local purpose tax rate | 2.55 |
| TAXES | |
| Local school tax ... | \$88,100.00 |
| County taxes | 33,835.03 |
| Special district taxes | |
| Local purpose levy | 85,455.14 |
| Total tax levy (tax duplicate) .. | \$207,390.17 |
| Per Capita Total Tax Levy | \$43.84 |
| Current | |
| 1952 taxes levied (total) | \$209,036.63 |
| Collected in 1952 | 190,332.62 |
| Per cent of levy collected in 1952 .. | 91.05 |
| Transferred to liens | 1,422.72 |
| Cancelled, abated or adjusted | 3,518.59 |
| Outstanding December 31, 1952 .. | \$13,762.70 |
| All Prior Years Outstanding | |
| Balance January 1, 1952 | \$21,267.16 |
| Collected in 1952 | 10,967.58 |
| Balance December 31, 1952 | \$8,059.24 |
| Tax Title Liens Outstanding | |
| Balance January 1, 1952 | \$23,043.85 |
| Redeemed by cash | 132.57 |
| Balance December 31, 1952 | \$24,067.55 |
| Property Acquired by Deed or Foreclosure | |
| Balance January 1, 1952 | \$24,800.00 |
| Sale for cash | 2,675.00 |
| Balance December 31, 1952 | \$24,250.00 |
| CAPITAL DEBT, DECEMBER 31, 1952 | |
| Gross Debt | |
| School debt | \$125,000.00 |
| Self-liquidating debt .. | 79,700.00 |
| Other capital debt .. | 237,700.00 |
| TOTAL GROSS DEBT | \$442,400.00 |
| Per Capita Gross Debt | \$93.51 |
| Deductions for | |
| School debt | \$125,000.00 |
| Self-liquidating debt .. | 79,700.00 |
| Other capital debt .. | |
| TOTAL DEDUCTIONS | 204,700.00 |
| NET DEBT | \$237,700.00 |
| Average Assessed Valuations | |
| Real Property 1950-1951-1952 .. | \$3,068,787.00 |
| Per Cent of Net Debt | 7.74 |
| CURRENT FINANCES DECEMBER 31, 1952 | |
| Cash | \$150,006.87 |
| Taxes receivable | 21,821.34 |
| Tax title liens | 24,067.55 |
| Accounts receivable | 24,250.00 |
| State road aid receivable .. | 6,286.44 |
| Emergencies and deferred charges .. | 7,175.83 |
| | 500.00 |
| TOTAL ASSETS | \$234,108.63 |
| Cash liabilities | \$56,786.54 |
| Reserves | 76,425.93 |
| Surplus revenue | 100,896.16 |
| TOTAL LIABILITIES AND SURPLUS | \$234,108.63 |

WEST WILDWOOD BOROUGH—CAPE MAY COUNTY

Population Census, 1950—237

Land Area 0.4 sq. mi.

Net Valuation Taxable \$505,674

| | |
|--|--------------------|
| EXPENDITURES AND REQUIRED PAYMENTS FOR 1952 | |
| General Government | |
| Administrative and executive | \$7,125.00 |
| Assessment and collection of taxes | 2,010.00 |
| Finance Department | 325.00 |
| Protection to Persons & Property | |
| Fire | 2,450.00 |
| Police | 1,970.00 |
| Other | |
| Streets and Roads | |
| Repairs and maintenance | 5,390.00 |
| Street lighting | 2,000.00 |
| Sanitation | |
| Street cleaning | |
| Garbage and ash removal | 1,920.00 |
| Sewers | 4,090.00 |
| Health and Charities | |
| Health service | 50.00 |
| Poor (including relief) | 175.00 |
| Hospitals (aid and maintenance) | |
| Other | 400.00 |
| Recreation | |
| Beaches and boardwalks | |
| Parks and playgrounds | |
| Other | |
| Educational | |
| (Exclusive of school districts) .. | |
| Unclassified Purposes | |
| (Including contingent) | |
| SUB-TOTAL—Municipal functions.. | \$27,905.00 |
| Per Capita—Municipal functions | |
| Capital imp'ts and capital imp't fund | \$117.74 |
| Debt Service | |
| Principal payments .. | \$7,000.00 |
| Interest payments .. | 2,590.00 |
| Total | 9,590.00 |
| Per Capita Debt Service | |
| Deferred Charges and Statutory Expenditures | |
| Emergencies | \$1,850.00 |
| Other deferred chgs | 498.93 |
| Total | 2,348.93 |
| TOTAL—Municipal expenditures .. | \$43,458.93 |
| Required Payments for Local School, County, and Special District Taxes | |
| TOTAL EXPENDITURES AND REQUIRED PAYMENTS | \$58,749.34 |
| Reserve for uncollected taxes | \$17,400.00 |
| GRAND TOTAL—Budget | \$76,149.34 |
| RECEIPTS AND REVENUES REALIZED IN 1952 TO MEET EXPENDITURES AND REQUIRED PAYMENTS | |
| Surplus revenue appropriated .. | \$6,490.00 |
| Miscellaneous revenues realized .. | 10,861.66 |
| State aid revenues realized | 2,551.00 |
| Delinquent taxes including | |
| Liens—1952 collections | 10,977.62 |
| Current taxes—1952 collections .. | 42,974.29 |
| Emergency borrowings | |
| TOTAL RECEIPTS AND REVENUES REALIZED | \$73,854.57 |

CAPITAL OUTLAY—1952

| | |
|----------------------------------|-------|
| Beaches and boardwalks | |
| Buildings and equipment | |
| Parks and playgrounds | |
| Sewers | |
| Streets, roads and bridges | |
| Water supply | |
| Other | |

| | |
|---|--------------------|
| Tax rate | \$10.12 |
| Local school tax rate | 1.77 |
| County tax rate | 1.25 |
| Local purpose tax rate | 7.10 |
| TAXES | |
| Local school tax .. | \$8,950.47 |
| County taxes | 6,339.94 |
| Special district taxes | |
| Local purpose levy | \$15,290.41 |
| Total tax levy (tax duplicate) .. | \$51,165.16 |
| Per Capita Total Tax Levy | \$215.89 |
| Current | |
| 1952 taxes levied (total) | \$51,433.36 |
| Collected in 1952 | 42,974.29 |
| Per cent of levy collected in 1952 .. | 84.08 |
| Transferred to liens | |
| Cancelled, abated or adjusted | 272.87 |
| Outstanding December 31, 1952 .. | \$8,186.20 |
| All Prior Years Outstanding | |
| Balance January 1, 1952 | \$13,019.92 |
| Collected in 1952 | 10,977.62 |
| Balance December 31, 1952 | \$499.06 |
| Tax Title Liens Outstanding | |
| Balance January 1, 1952 | \$35,762.14 |
| Redeemed by cash | 186.86 |
| Balance December 31, 1952 | \$35,575.28 |
| Property Acquired by Deed or Foreclosure | |
| Balance January 1, 1952 | \$44,961.91 |
| Sale for cash | |
| Balance December 31, 1952 | \$44,961.91 |

CAPITAL DEBT, DECEMBER 31, 1952

| | |
|------------------------------------|--------------------|
| Gross Debt | |
| School debt | |
| Self-liquidating debt .. | \$7,000.00 |
| Other capital debt .. | 60,000.00 |
| TOTAL GROSS DEBT | \$67,000.00 |
| Per Capita Gross Debt | |
| \$282.70 | |
| Deductions for | |
| School debt | |
| Self-liquidating debt .. | \$7,000.00 |
| Other capital debt .. | |
| TOTAL DEDUCTIONS | 7,000.00 |
| NET DEBT | \$60,000.00 |
| Average Assessed Valuations | |
| Real Property 1950-1951-1952 .. | \$461,670.00 |
| Per Cent of Net Debt | 12.99 |

CURRENT FINANCES DECEMBER 31, 1952

| | |
|--|---------------------|
| Cash | \$37,687.78 |
| Taxes receivable | 8,685.26 |
| Tax title liens | 35,575.28 |
| Foreclosed property | 44,961.91 |
| Accounts receivable | 2,731.37 |
| State road aid receivable | 2,000.00 |
| Emergencies and deferred charges .. | 2,341.72 |
| TOTAL ASSETS | \$133,983.32 |
| Cash liabilities | \$16,421.10 |
| Reserves | 91,953.82 |
| Surplus revenue | 25,608.40 |
| TOTAL LIABILITIES AND SURPLUS | \$133,983.32 |

WEST WINDSOR TOWNSHIP—MERCER COUNTY

Population Census, 1950—2,519

Land Area 26.84 sq. mi.

Net Valuation Taxable \$7,100,418

| | |
|--|---------------------|
| EXPENDITURES AND REQUIRED PAYMENTS FOR 1952 | |
| General Government | |
| Administrative and executive | \$9,576.49 |
| Assessment and collection of taxes | 3,650.56 |
| Finance Department | 834.18 |
| Protection to Persons & Property | |
| Fire | 2,500.00 |
| Police | 4,445.14 |
| Other | |
| Streets and Roads | |
| Repairs and maintenance | 28,167.83 |
| Street lighting | 98.38 |
| Sanitation | |
| Street cleaning | |
| Garbage and ash removal | |
| Sewers | |
| Health and Charities | |
| Health service | 821.11 |
| Poor (including relief) | 2,996.84 |
| Hospitals (aid and maintenance) | |
| Other | 1,065.50 |
| Recreation | |
| Beaches and boardwalks | |
| Parks and playgrounds | |
| Other | |
| Educational | |
| (Exclusive of school districts) .. | |
| Unclassified Purposes | |
| (Including contingent) | |
| SUB-TOTAL—Municipal functions.. | \$54,156.03 |
| Per Capita—Municipal functions | |
| Capital imp'ts and capital imp't fund | \$21.50 |
| Debt Service | \$25,645.70 |
| Principal payments | |
| Interest payments | |
| Total | |
| Per Capita Debt Service | |
| Deferred Charges and Statutory Expenditures | |
| Emergencies | |
| Other deferred chgs. | \$12,468.25 |
| Total | 12,468.25 |
| TOTAL—Municipal expenditures .. | \$92,269.98 |
| Required Payments for Local School, County, and Special District Taxes | |
| | 255,659.43 |
| TOTAL EXPENDITURES AND REQUIRED PAYMENTS | \$347,929.41 |
| Reserve for uncollected taxes | \$7,000.00 |
| GRAND TOTAL—Budget | \$354,929.41 |
| RECEIPTS AND REVENUES REALIZED IN 1952 TO MEET EXPENDITURES AND REQUIRED PAYMENTS | |
| Surplus revenue appropriated .. | \$22,000.00 |
| Miscellaneous revenues realized .. | 61,992.97 |
| State aid revenues realized | 17,076.00 |
| Delinquent taxes including liens—1952 collections | 2,275.19 |
| Current taxes—1952 collections .. | 282,953.42 |
| Emergency borrowings | |
| TOTAL RECEIPTS AND REVENUES REALIZED | \$386,297.58 |
| CAPITAL OUTLAY—1952 | |
| Beaches and boardwalks | |
| Buildings and equipment | \$12,800.00 |
| Parks and playgrounds | |
| Sewers | |
| Streets, roads and bridges | |
| Water supply | |
| Other | |

| | |
|---|---------------------|
| Tax rate | \$4.01 |
| Local school tax rate | 2.45 |
| County tax rate | 1.15 |
| Local purpose tax rate | 0.44 |
| TAXES | |
| Local school tax ... | \$173,630.00 |
| County taxes | 82,029.43 |
| Special district taxes | |
| Local purpose levy | \$255,659.43 |
| | 30,637.95 |
| Total tax levy (tax duplicate) .. | \$286,297.38 |
| Per Capita Total Tax Levy | |
| | \$113.66 |
| Current | |
| 1952 taxes levied (total) | \$287,168.32 |
| Collected in 1952 | 282,953.42 |
| Per cent of levy collected in 1952 ... | 98.53 |
| Transferred to liens | 65.04 |
| Cancelled, abated or adjusted .. | 202.00 |
| Outstanding December 31, 1952 .. | \$3,947.86 |
| All Prior Years Outstanding | |
| Balance January 1, 1952 | \$2,773.58 |
| Collected in 1952 | 2,135.75 |
| Balance December 31, 1952 | \$506.79 |
| Tax Title Liens Outstanding | |
| Balance January 1, 1952 | \$805.74 |
| Redeemed by cash | 139.44 |
| Balance December 31, 1952 | \$731.34 |
| Property Acquired by Deed or Foreclosure | |
| Balance January 1, 1952 | |
| Sale for cash | |
| Balance December 31, 1952 | |
| CAPITAL DEBT, DECEMBER 31, 1952 | |
| Gross Debt | |
| School debt | \$72,000.00 |
| Self-liquidating debt .. | |
| Other capital debt .. | 4,800.00 |
| TOTAL GROSS DEBT | \$76,800.00 |
| Per Capita Gross Debt | |
| | \$30.49 |
| Deductions for | |
| School debt | \$72,000.00 |
| Self-liquidating debt .. | |
| Other capital debt .. | |
| TOTAL DEDUCTIONS | 72,000.00 |
| NET DEBT | \$4,800.00 |
| Average Assessed Valuations | |
| Real Property 1950-1951-1952 .. | \$5,390,202.00 |
| Per Cent of Net Deb | 0.08 |
| CURRENT FINANCES DECEMBER 31, 1952 | |
| Cash | \$189,803.68 |
| Taxes receivable | 4,454.65 |
| Tax title liens | 731.34 |
| Foreclosed property | 1,226.85 |
| Accounts receivable | 410.00 |
| State road aid receivable .. | 15,148.00 |
| Emergencies and deferred charges .. | |
| TOTAL ASSETS | \$211,774.52 |
| Cash liabilities | \$115,418.82 |
| Reserves | 6,822.84 |
| Surplus revenue | 89,532.86 |
| TOTAL LIABILITIES AND SURPLUS | \$211,774.52 |

WESTWOOD BOROUGH—BERGEN COUNTY

Population Census, 1950—6,766

Land Area 2.4 sq. mi.

Net Valuation Taxable \$8,616,363

| | |
|--|---------------------|
| EXPENDITURES AND RE-REQUIRED PAYMENTS FOR 1952 | |
| General Government | |
| Administrative and executive | \$31,511.39 |
| Assessment and collection of taxes | 19,225.42 |
| Finance Department | 800.00 |
| Protection to Persons & Property | |
| Fire | 23,319.42 |
| Police | 58,107.47 |
| Other | |
| Streets and Roads | |
| Repairs and maintenance | 31,221.00 |
| Street lighting | 10,400.00 |
| Sanitation | |
| Street cleaning | |
| Garbage and ash removal | 23,283.00 |
| Sewers | 27,372.00 |
| Health and Charities | |
| Health service | 8,997.16 |
| Poor (including relief) | 1,290.00 |
| Hospitals (aid and maintenance) | |
| Other | |
| Recreation | |
| Beaches and boardwalks | |
| Parks and playgrounds | 3,900.00 |
| Other | |
| Educational | |
| (Exclusive of school districts) .. | 15,775.00 |
| Unclassified Purposes | |
| (Including contingent) | 3,900.00 |
| SUB-TOTAL—Municipal functions.. | \$259,101.86 |
| Per Capita—Municipal functions | |
| Capital imp'ts and capital imp't fund | \$38.29 |
| Debt Service | |
| Principal payments . | \$42,000.00 |
| Interest payments .. | 3,853.00 |
| Total | \$45,853.00 |
| Per Capita Debt Service | |
| | \$6.78 |
| Deferred Charges and Statutory Expenditures | |
| Emergencies | \$2,200.00 |
| Other deferred chgs. | 120,215.58 |
| Total | 122,415.58 |
| TOTAL—Municipal expenditures ... | \$427,370.44 |
| Required Payments for Local School, County, and Special District Taxes | |
| | 237,862.44 |
| TOTAL EXPENDITURES AND REQUIRED PAYMENTS | |
| | \$665,232.88 |
| Reserve for uncollected taxes | \$39,318.22 |
| GRAND TOTAL—Budget | \$704,551.10 |
| RECEIPTS AND REVENUES REALIZED IN 1952 TO MEET EXPENDITURES AND REQUIRED PAYMENTS | |
| Surplus revenue appropriated .. | \$40,000.00 |
| Miscellaneous revenues realized. | 115,314.68 |
| State aid revenues realized | 5,747.00 |
| Delinquent taxes including | |
| liens—1952 collections | 15,484.00 |
| Current taxes—1952 collections.. | 547,323.20 |
| Emergency borrowings | |
| TOTAL RECEIPTS AND REVENUES REALIZED | \$723,868.88 |

| | |
|-----------------------------|---------------|
| Tax rate | \$6.51 |
| Local school tax rate | 1.95 |
| County tax rate | 0.81 |
| Local purpose tax rate | 3.75 |

TAXES

| | | |
|--|--------------|---------------------|
| Local school tax ... | \$167,737.07 | |
| County taxes | 70,125.37 | |
| Special district taxes | | |
| | | \$237,862.44 |
| Local purpose levy | | 323,728.47 |
| Total tax levy (tax duplicate) .. | | \$561,590.91 |

Per Capita Total Tax Levy **\$83.00**

| | |
|--|--------------|
| Current | |
| 1952 taxes levied (total) | \$569,904.65 |
| Collected in 1952 | 547,323.20 |
| Per cent of levy collected in 1952 ... | 96.04 |
| Transferred to liens | 3,851.66 |
| Cancelled, abated or adjusted ... | 1,278.29 |
| Outstanding December 31, 1952 .. | \$17,451.50 |

| | |
|------------------------------------|-------------|
| All Prior Years Outstanding | |
| Balance January 1, 1952 | \$23,656.86 |
| Collected in 1952 | 15,484.00 |
| Balance December 31, 1952 | \$7,786.82 |

| | |
|------------------------------------|-------------|
| Tax Title Liens Outstanding | |
| Balance January 1, 1952 | \$49,819.77 |
| Redeemed by cash | 964.92 |
| Balance December 31, 1952 | \$63,333.50 |

| | |
|---|-------------|
| Property Acquired by Deed or Foreclosure | |
| Balance January 1, 1952 | \$47,312.00 |
| Sale for cash | 11,041.00 |
| Balance December 31, 1952 | \$42,722.00 |

CAPITAL DEBT, DECEMBER 31, 1952

| | |
|------------------------------------|---------------------|
| Gross Debt | |
| School debt | \$722,038.00 |
| Self-liquidating debt. | |
| Other capital debt .. | 264,839.00 |
| TOTAL GROSS DEBT | \$986,877.00 |
| Per Capita Gross Debt | \$145.86 |

| | |
|-------------------------------|---------------------|
| Deductions for | |
| School debt | \$606,114.00 |
| Self-liquidating debt. | |
| Other capital debt .. | 3,184.00 |
| TOTAL DEDUCTIONS | 609,298.00 |
| NET DEBT | \$377,579.00 |

| | |
|------------------------------------|----------------|
| Average Assessed Valuations | |
| Real Property 1950-1951-1952.. | \$7,576,426.00 |
| Per Cent of Net Debt | 4.98 |

CURRENT FINANCES DECEMBER 31, 1952

| | |
|-------------------------------------|---------------------|
| Cash | \$197,556.09 |
| Taxes receivable | 25,238.32 |
| Tax title liens | 63,333.50 |
| Foreclosed property | 42,722.00 |
| Accounts receivable | 954.25 |
| State road aid receivable | |
| Emergencies and deferred charges .. | 1,108.04 |
| TOTAL ASSETS | \$330,912.20 |

| | |
|--|---------------------|
| Cash liabilities | \$34,399.74 |
| Reserves | 132,248.07 |
| Surplus revenue | 164,264.39 |
| TOTAL LIABILITIES AND SURPLUS | \$330,912.20 |

CAPITAL OUTLAY—1952

| | |
|----------------------------------|-------------|
| Beaches and boardwalks | |
| Buildings and equipment | \$72,319.46 |
| Parks and playgrounds | |
| Sewers | |
| Streets, roads and bridges | 33,107.82 |
| Water supply | |
| Other | |

WEYMOUTH TOWNSHIP—ATLANTIC COUNTY

Population Census, 1950—750

Land Area 12.12 sq. mi.

Net Valuation Taxable \$144,325

EXPENDITURES AND REQUIRED PAYMENTS FOR 1952

| | |
|---|--------------------|
| General Government | |
| Administrative and executive | \$4,520.00 |
| Assessment and collection of taxes | 1,500.00 |
| Finance Department | 225.00 |
| Protection to Persons & Property | |
| Fire | 550.00 |
| Police | 400.00 |
| Other | |
| Streets and Roads | |
| Repairs and maintenance | 2,050.00 |
| Street lighting | 1,275.00 |
| Sanitation | |
| Street cleaning | |
| Garbage and ash removal | |
| Sewers | |
| Health and Charities | |
| Health service | 110.00 |
| Poor (including relief) | 375.00 |
| Hospitals (aid and maintenance) | 100.00 |
| Other | |
| Recreation | |
| Beaches and boardwalks | |
| Parks and playgrounds | |
| Other | |
| Educational | |
| (Exclusive of school districts) .. | |
| Unclassified Purposes | |
| (Including contingent) | 100.00 |
| SUB-TOTAL—Municipal functions.. | \$11,205.00 |

| | |
|--|----------------|
| Per Capita—Municipal functions | \$14.94 |
| Capital imp'ts and capital imp't fund | \$4,070.00 |
| Debt Service | |
| Principal payments | |
| Interest payments .. | \$150.00 |
| Total | 150.00 |
| Per Capita Debt Service | |
| | \$0.20 |
| Deferred Charges and Statutory Expenditures | |
| Emergencies | |
| Other deferred chgs. .. | \$146.90 |
| Total | 146.90 |

| | |
|---|--------------------|
| TOTAL—Municipal expenditures .. | \$15,571.90 |
| Required Payments for Local School, County, and Special District Taxes | 19,788.82 |

TOTAL EXPENDITURES AND REQUIRED PAYMENTS

| | |
|-------------------------------------|--------------------|
| Reserve for uncollected taxes | \$6,548.20 |
| GRAND TOTAL—Budget | \$41,908.92 |

RECEIPTS AND REVENUES REALIZED IN 1952 TO MEET EXPENDITURES AND REQUIRED PAYMENTS

| | |
|---|--------------------|
| Surplus revenue appropriated .. | \$5,000.00 |
| Miscellaneous revenues realized .. | 17,053.58 |
| State aid revenues realized | 3,781.80 |
| Delinquent taxes including | |
| licens—1952 collections | 4,818.76 |
| current taxes—1952 collections .. | 20,032.77 |
| Emergency borrowings | |
| TOTAL RECEIPTS AND REVENUES REALIZED | \$50,686.91 |

CAPITAL OUTLAY—1952

| | |
|----------------------------------|-------|
| Beaches and boardwalks | |
| Buildings and equipment | |
| Parks and playgrounds | |
| Sewers | |
| Streets, roads and bridges | |
| Water supply | |
| Other | |

| | |
|-----------------------------|----------------|
| Tax rate | \$16.40 |
| Local school tax rate | 11.98 |
| County tax rate | 1.73 |
| Local purpose tax rate | 2.69 |

TAXES

| | | |
|--|-------------|--------------------|
| Local school tax ... | \$17,290.66 | |
| County taxes | 2,498.16 | |
| Special district taxes | | |
| | | \$19,788.82 |
| Local purpose levy | | 3,867.10 |
| Total tax levy (tax duplicate) .. | | \$23,655.92 |

Per Capita Total Tax Levy

| | | |
|--|-------|-------------------|
| Current | | |
| 1952 taxes levied (total) | | \$23,664.05 |
| Collected in 1952 | | 20,032.77 |
| Per cent of levy collected in 1952 ... | 84.65 | |
| Transferred to liens | | 616.64 |
| Cancelled, abated or adjusted .. | | 57.40 |
| Outstanding December 31, 1952 .. | | \$2,957.24 |

All Prior Years Outstanding

| | |
|---------------------------------|-----------------|
| Balance January 1, 1952 | \$4,039.56 |
| Collected in 1952 | 3,233.97 |
| Balance December 31, 1952 | \$557.08 |

Tax Title Liens Outstanding

| | |
|---------------------------------|--------------------|
| Balance January 1, 1952 | \$17,950.55 |
| Redeemed by cash | 1,584.79 |
| Balance December 31, 1952 | \$17,253.32 |

Property Acquired by Deed or Foreclosure

| | |
|---------------------------------|-------------------|
| Balance January 1, 1952 | \$6,180.00 |
| Sale for cash | 8,680.00 |
| Balance December 31, 1952 | \$3,925.00 |

CAPITAL DEBT, DECEMBER 31, 1952

| | |
|-----------------------------|----------|
| Gross Debt | |
| School debt | |
| Self-liquidating debt. | \$400.00 |
| Other capital debt .. | |

TOTAL GROSS DEBT \$400.00

Per Capita Gross Debt \$0.53

Deductions for

| | |
|-----------------------------|-------|
| School debt | |
| Self-liquidating debt. | |
| Other capital debt .. | |

TOTAL DEDUCTIONS

NET DEBT \$400.00

Average Assessed Valuations

| | |
|--------------------------------|--------------|
| Real Property 1950-1951-1952.. | \$138,936.00 |
| Per Cent of Net Debt | 0.28 |

CURRENT FINANCES DECEMBER 31, 1952

| | |
|-------------------------------------|-------------|
| Cash | \$29,618.56 |
| Taxes receivable | 3,514.32 |
| Tax title liens | 17,253.32 |
| Foreclosed property | 3,925.00 |
| Accounts receivable | 397.39 |
| State road aid receivable | |
| Emergencies and deferred charges .. | 58.60 |

TOTAL ASSETS \$54,767.19

| | |
|------------------------|------------|
| Cash liabilities | \$4,161.31 |
| Reserves | 25,090.03 |
| Surplus revenue | 25,515.85 |

TOTAL LIABILITIES AND SURPLUS \$54,767.19

WHARTON BOROUGH—MORRIS COUNTY

Population Census, 1950—3,853 Land Area 2.0 sq. mi. Net Valuation Taxable \$2,515,262

| | |
|--|---------------------|
| EXPENDITURES AND REQUIRED PAYMENTS FOR 1952 | |
| General Government | |
| Administrative and executive | \$14,561.75 |
| Assessment and collection of taxes | 4,059.36 |
| Finance Department | 1,215.00 |
| Protection to Persons & Property | |
| Fire | 9,875.25 |
| Police | 14,183.01 |
| Other | |
| Streets and Roads | |
| Repairs and maintenance | 29,974.23 |
| Street lighting | 5,050.00 |
| Sanitation | |
| Street cleaning | |
| Garbage and ash removal | 6,165.00 |
| Sewers | |
| Health and Charities | |
| Health service | 3,000.00 |
| Poor (including relief) | 1,858.00 |
| Hospitals (aid and maintenance) | 1,000.00 |
| Other | |
| Recreation | |
| Beaches and boardwalks | |
| Parks and playgrounds | 1,250.00 |
| Other | |
| Educational | |
| (Exclusive of school districts) .. | 850.00 |
| Unclassified Purposes | |
| (Including contingent) | 5,599.61 |
| SUB-TOTAL—Municipal functions.. | \$98,641.21 |
| Per Capita—Municipal functions ... | |
| Capital imp'ts and capital imp't fund | \$25.60 |
| Debt Service | \$3,050.00 |
| Principal payments .. | \$3,900.00 |
| Interest payments .. | 262.09 |
| Total | 4,162.09 |
| Per Capita Debt Service | |
| Deferred Charges and Statutory Expenditures | \$1.08 |
| Emergencies | |
| Other deferred chgs. .. | \$2,378.75 |
| Total | 2,378.75 |
| TOTAL—Municipal expenditures ... | \$108,232.05 |
| Required Payments for Local School, County, and Special District Taxes | |
| Total | 137,217.91 |
| TOTAL EXPENDITURES AND REQUIRED PAYMENTS | |
| Reserve for uncollected taxes | \$25,755.33 |
| GRAND TOTAL—Budget | \$271,205.29 |
| RECEIPTS AND REVENUES REALIZED IN 1952 TO MEET EXPENDITURES AND REQUIRED PAYMENTS | |
| Surplus revenue appropriated .. | \$26,005.71 |
| Miscellaneous revenues realized .. | 24,448.95 |
| State aid revenues realized | 5,640.00 |
| Delinquent taxes including | |
| liens—1952 collections | 18,542.97 |
| Current taxes—1952 collections .. | 137,217.91 |
| Emergency borrowings | |
| TOTAL RECEIPTS AND REVENUES REALIZED | \$211,855.54 |

| | |
|----------------------------------|----------|
| CAPITAL OUTLAY—1952 | |
| Beaches and boardwalks | |
| Buildings and equipment | |
| Parks and playgrounds | |
| Sewers | |
| Streets, roads and bridges | |
| Water supply | \$570.90 |
| Other | |

| | |
|---|---------------------|
| Tax rate | \$8.03 |
| Local school tax rate | 4.43 |
| County tax rate | 1.02 |
| Local purpose tax rate | 2.58 |
| TAXES | |
| Local school tax ... | \$111,458.80 |
| County taxes | 25,759.11 |
| Special district taxes | |
| Local purpose levy | \$137,217.91 |
| Total tax levy (tax duplicate) .. | \$201,792.24 |
| Per Capita Total Tax Levy | |
| Current | \$52.37 |
| 1952 taxes levied (total) | \$202,672.19 |
| Collected in 1952 | 179,946.01 |
| Per cent of levy collected in 1952 ... | 88.78 |
| Transferred to liens | 142.53 |
| Cancelled, abated or adjusted .. | 389.05 |
| Outstanding December 31, 1952 .. | \$22,194.60 |
| All Prior Years Outstanding | |
| Balance January 1, 1952 | \$49,125.37 |
| Collected in 1952 | 18,542.97 |
| Balance December 31, 1952 | \$28,075.91 |
| Tax Title Liens Outstanding | |
| Balance January 1, 1952 | \$1,043.96 |
| Redeemed by cash | |
| Balance December 31, 1952 | \$1,208.71 |
| Property Acquired by Deed or Foreclosure | |
| Balance January 1, 1952 | \$11,510.00 |
| Sale for cash | 530.00 |
| Balance December 31, 1952 | \$10,847.50 |

| | |
|--|---------------------|
| CAPITAL DEBT, DECEMBER 31, 1952 | |
| Gross Debt | |
| School debt | |
| Self-liquidating debt .. | \$69,000.00 |
| Other capital debt .. | 32,850.00 |
| TOTAL GROSS DEBT | \$101,850.00 |
| Per Capita Gross Debt | |
| Deductions for | \$26.43 |
| School debt | |
| Self-liquidating debt .. | \$69,000.00 |
| Other capital debt .. | |
| TOTAL DEDUCTIONS | 69,000.00 |
| NET DEBT | \$32,850.00 |
| Average Assessed Valuations | |
| Real Property 1950-1951-1952 .. | \$2,158,649.00 |
| Per Cent of Net Debt | 1.52 |

| | |
|--|---------------------|
| CURRENT FINANCES DECEMBER 31, 1952 | |
| Cash | \$32,329.43 |
| Taxes receivable | 50,270.51 |
| Tax title liens | 1,208.71 |
| Foreclosed property | 10,847.50 |
| Accounts receivable | 461.85 |
| State road aid receivable | 2,500.00 |
| Emergencies and deferred charges .. | 3,050.00 |
| TOTAL ASSETS | \$100,668.00 |
| Cash liabilities | \$12,457.90 |
| Reserves | 62,788.57 |
| Surplus revenue | 25,421.53 |
| TOTAL LIABILITIES AND SURPLUS | \$100,668.00 |

WHITE TOWNSHIP—WARREN COUNTY

Population Census, 1950—1,536

Land Area 28.2 sq. mi.

Net Valuation Taxable \$1,194,106

EXPENDITURES AND REQUIRED PAYMENTS FOR 1952

| | |
|---|--------------------|
| General Government | |
| Administrative and executive | \$2,450.00 |
| Assessment and collection of taxes | 1,500.00 |
| Finance Department | 275.00 |
| Protection to Persons & Property | |
| Fire | 200.00 |
| Police | 50.00 |
| Other | |
| Streets and Roads | |
| Repairs and maintenance | 24,000.00 |
| Street lighting | |
| Sanitation | |
| Street cleaning | |
| Garbage and ash removal | |
| Sewers | |
| Health and Charities | |
| Health service | 600.00 |
| Poor (including relief) | |
| Hospitals (aid and maintenance) | |
| Other | |
| Recreation | |
| Beaches and boardwalks | |
| Parks and playgrounds | |
| Other | |
| Educational | |
| Exclusive of school districts) .. | |
| Unclassified Purposes | |
| (Including contingent) | |
| SUB-TOTAL—Municipal functions.. | \$29,075.00 |

| | |
|---|----------------|
| Per Capita—Municipal functions | \$18.93 |
| Capital imp'ts and capital imp't fund | \$3,000.00 |
| Debt Service | |
| Principal payments | |
| Interest payments | |

| | |
|--|--------------|
| Total | |
| Per Capita Debt Service | |
| Deferred Charges and Statutory Expenditures | |
| Emergencies | |
| Other deferred chgs. | |
| Total | |

TOTAL—Municipal expenditures ... \$32,075.00

| | |
|---|------------------|
| Required Payments for Local School, County, and Special District Taxes | 67,497.82 |
|---|------------------|

TOTAL EXPENDITURES AND REQUIRED PAYMENTS \$99,572.82

Reserve for uncollected taxes \$10,345.41

GRAND TOTAL—Budget \$109,918.23

RECEIPTS AND REVENUES REALIZED IN 1952 TO MEET EXPENDITURES AND REQUIRED PAYMENTS

| | |
|------------------------------------|------------|
| Surplus revenue appropriated .. | \$7,878.00 |
| Miscellaneous revenues realized .. | 10,712.20 |
| State aid revenues realized | 6,022.00 |
| Delinquent taxes including | |
| liens—1952 collections | 9,018.63 |
| Current taxes—1952 collections .. | 67,933.17 |
| Emergency borrowings | |

TOTAL RECEIPTS AND REVENUES REALIZED \$101,559.00

CAPITAL OUTLAY—1952

| | |
|----------------------------------|-------|
| Beaches and boardwalks | |
| Buildings and equipment | |
| Parks and playgrounds | |
| Sewers | |
| Streets, roads and bridges | |
| Water supply | |
| Other | |

| | |
|------------------------------|---------------|
| Tax rate | \$6.52 |
| Local school tax rate | 4.27 |
| County tax rate | 1.38 |
| Local purpose tax rate | 0.87 |

TAXES

| | | |
|--|--------------|--------------------|
| Local school tax ... | \$51,045.11 | |
| County taxes | 16,452.71 | |
| Special district taxes | | |
| Local purpose levy | | \$67,497.82 |
| | | 10,345.41 |
| Total tax levy (tax duplicate) .. | | \$77,843.23 |

Per Capita Total Tax Levy \$50.65

| | |
|--|-------------|
| Current | |
| 1952 taxes levied (total) | \$78,297.35 |
| Collected in 1952 | 67,933.17 |
| Per cent of levy collected in 1952 ... | 86.76 |
| Transferred to liens | |
| Cancelled, abated or adjusted | 271.59 |
| Outstanding December 31, 1952 .. | \$10,092.59 |

| | |
|------------------------------------|-------------|
| All Prior Years Outstanding | |
| Balance January 1, 1952 | \$10,016.46 |
| Collected in 1952 | 9,018.63 |
| Balance December 31, 1952 | \$457.26 |

| | |
|------------------------------------|----------|
| Tax Title Liens Outstanding | |
| Balance January 1, 1952 | \$289.70 |
| Redeemed by cash | |
| Balance December 31, 1952 | \$289.70 |

| | |
|---|-------|
| Property Acquired by Deed or Foreclosure | |
| Balance January 1, 1952 | |
| Sale for cash | |
| Balance December 31, 1952 | |

CAPITAL DEBT, DECEMBER 31, 1952

| | |
|-------------------------------|------------------|
| Gross Debt | |
| School debt | \$17,000.00 |
| Self-liquidating debt. | |
| Other capital debt .. | |
| TOTAL GROSS DEBT | 17,000.00 |

Per Capita Gross Debt \$11.07

| | |
|-------------------------------|------------------|
| Deductions for | |
| School debt | \$17,000.00 |
| Self-liquidating debt. | |
| Other capital debt .. | |
| TOTAL DEDUCTIONS | 17,000.00 |

NET DEBT

| | |
|------------------------------------|--------------|
| Average Assessed Valuations | |
| Real Property 1950-1951-1952 .. | \$997,247.00 |
| Per Cent of Net Debt | |

CURRENT FINANCES DECEMBER 31, 1952

| | |
|-------------------------------------|--------------------|
| Cash | \$46,747.82 |
| Taxes receivable | 10,549.85 |
| Tax title liens | 289.70 |
| Foreclosed property | |
| Accounts receivable | |
| State road aid receivable | |
| Emergencies and deferred charges .. | |
| TOTAL ASSETS | \$57,587.37 |

| | |
|------------------------|-------------|
| Cash liabilities | \$15,885.08 |
| Reserves | 10,839.55 |
| Surplus revenue | 30,862.74 |

TOTAL LIABILITIES AND SURPLUS \$57,587.37

WILDWOOD CITY—CAPE MAY COUNTY

Population Census, 1950—5,475 Land Area 1.2 sq. mi. Net Valuation Taxable \$12,306,525

EXPENDITURES AND REQUIRED PAYMENTS FOR 1952

| | | |
|---|---------------------|--|
| General Government | | |
| Administrative and executive | \$153,495.00 | |
| Assessment and collection of taxes | 24,300.00 | |
| Finance Department | | |
| Protection to Persons & Property | | |
| Fire | 47,400.00 | |
| Police | 142,754.00 | |
| Other | | |
| Streets and Roads | | |
| Repairs and maintenance | 32,700.00 | |
| Street lighting | 32,900.00 | |
| Sanitation | | |
| Street cleaning | 22,400.00 | |
| Garbage and ash removal | 49,900.00 | |
| Sewers | 70,500.00 | |
| Health and Charities | | |
| Health service | 7,300.00 | |
| Poor (including relief) | 4,900.00 | |
| Hospitals (aid and maintenance) .. | | |
| Other | 4,100.00 | |
| Recreation | | |
| Beaches and boardwalks | 54,601.00 | |
| Parks and playgrounds | 26,200.00 | |
| Other | 14,300.00 | |
| Educational | | |
| (Exclusive of school districts) .. | | |
| Unclassified Purposes | | |
| (Including contingent) | 14,750.00 | |
| SUB-TOTAL—Municipal functions.. | \$702,500.00 | |

| | | |
|---|-------------------|--|
| Per Capita—Municipal functions | \$128.31 | |
| Capital imp'ts and capital imp't fund | \$23,030.00 | |
| Debt Service | | |
| Principal payments .. | \$35,000.00 | |
| Interest payments .. | \$4,028.71 | |
| Total | 169,028.71 | |
| Per Capita Debt Service | \$30.87 | |

| | | |
|--|---------------------|--|
| Deferred Charges and Statutory Expenditures | | |
| Emergencies | \$7,000.00 | |
| Other deferred chgs. | 21,942.50 | |
| Total | 28,942.50 | |
| TOTAL—Municipal expenditures ... | \$923,501.21 | |

| | | |
|---|-------------------|--|
| Required Payments for Local School, County, and Special District Taxes | 330,337.98 | |
|---|-------------------|--|

| | | |
|---|-----------------------|--|
| TOTAL EXPENDITURES AND REQUIRED PAYMENTS | \$1,253,839.19 | |
| Reserve for uncollected taxes | \$60,323.30 | |
| GRAND TOTAL—Budget | \$1,314,162.49 | |

| | | |
|--|-----------------------|--|
| RECEIPTS AND REVENUES REALIZED IN 1952 TO MEET EXPENDITURES AND REQUIRED PAYMENTS | | |
| Surplus revenue appropriated .. | \$65,560.02 | |
| Miscellaneous revenues realized. | 285,860.05 | |
| State aid revenues realized | 24,584.00 | |
| Delinquent taxes including | | |
| liens—1952 collections | 48,143.05 | |
| current taxes—1952 collections.. | \$25,442.47 | |
| Emergency borrowings | | |
| TOTAL RECEIPTS AND REVENUES REALIZED | \$1,249,589.59 | |

CAPITAL OUTLAY—1952

| | |
|----------------------------------|-------------|
| Beaches and boardwalks | |
| Buildings and equipment | \$55,000.00 |
| Parks and playgrounds | |
| Sewers | |
| Streets, roads and bridges | 59,729.00 |
| Water supply | |
| Other | |

| | |
|------------------------------|---------------|
| Tax rate | \$7.05 |
| Local school tax rate | 1.42 |
| County tax rate | 1.28 |
| Local purpose tax rate | 4.49 |

| | |
|------------------------------|--------------|
| TAXES | |
| Local school tax ... | \$175,000.00 |
| County taxes | 155,337.98 |
| Special district taxes | |

| | |
|--|---------------------|
| Local purpose levy | \$44,482.96 |
| Total tax levy (tax duplicate) .. | \$374,820.94 |

| | |
|--|-----------------|
| Per Capita Total Tax Levy | \$159.78 |
|--|-----------------|

| | |
|--|--------------|
| Current | |
| 1952 taxes levied (total) | \$679,115.02 |
| Collected in 1952 | \$35,442.47 |
| Per cent of levy collected in 1952 ... | 5.22 |
| Transferred to liens | 1,521.79 |
| Cancelled, abated or adjusted | 3,252.10 |
| Outstanding December 31, 1952 .. | \$49,899.67 |

| | |
|------------------------------------|-------------|
| All Prior Years Outstanding | |
| Balance January 1, 1952 | \$50,098.19 |
| Collected in 1952 | 47,814.36 |
| Balance December 31, 1952 | \$913.53 |

| | |
|------------------------------------|-------------|
| Tax Title Liens Outstanding | |
| Balance January 1, 1952 | \$27,909.83 |
| Released by cash | 324.89 |
| Balance December 31, 1952 | \$27,584.94 |

| | |
|---|--------------|
| Property Acquired by Deed or Foreclosure | |
| Balance January 1, 1952 | \$39,265.00 |
| Sale for cash | 7,429.00 |
| Balance December 31, 1952 | \$102,439.00 |

| | |
|--|--------------|
| CAPITAL DEBT, DECEMBER 31, 1952 | |
| Gross Debt | |
| School debt | \$55,000.00 |
| Self-Liquidating debt | 707,000.00 |
| Other capital debt .. | 1,550,000.00 |

| | |
|------------------------------------|-----------------------|
| TOTAL GROSS DEBT | \$2,312,000.00 |
| Per Capita Gross Debt | \$422.28 |

| | |
|-----------------------------|-------------|
| Deductions for | |
| School debt | \$55,000.00 |
| Self-Liquidating debt | 707,000.00 |
| Other capital debt .. | |

| | |
|-------------------------------|-----------------------|
| TOTAL DEDUCTIONS | 762,000.00 |
| NET DEBT | \$1,550,000.00 |

| | |
|------------------------------------|-----------------|
| Average Assessed Valuations | |
| Real Property 1950-1951-1952 .. | \$10,920,815.00 |
| Per Cent of Net Debt | 14.13 |

| | |
|---|---------------------|
| CURRENT FINANCES DECEMBER 31, 1952 | |
| Cash | \$197,578.51 |
| Taxes receivable | 30,312.24 |
| Tax title liens | 22,245.96 |
| Foreclosed property | 102,439.00 |
| Accounts receivable | 3,114.75 |
| State road aid receivable | |
| Emergencies and deferred charges .. | 13,300.00 |
| TOTAL ASSETS | \$339,507.46 |

| | |
|------------------------|--------------|
| Cash liabilities | \$196,923.28 |
| Reserves | 178,828.36 |
| Surplus revenue | 14,249.13 |

| | |
|--|---------------------|
| TOTAL LIABILITIES AND SURPLUS | \$339,507.44 |
|--|---------------------|

WILDWOOD CREST BOROUGH—CAPE MAY COUNTY

Population Census, 1950—1,772 Land Area 0.7 sq. mi. Net Valuation Taxable \$3,985,500

EXPENDITURES AND REQUIRED PAYMENTS FOR 1952

| | |
|---|---------------------|
| General Government | |
| Administrative and executive | \$25,734.86 |
| Assessment and collection of taxes | 18,839.04 |
| Finance Department | |
| Protection to Persons & Property | |
| Fire | 7,615.82 |
| Police | 42,313.56 |
| Other | |
| Streets and Roads | |
| Repairs and maintenance | 35,403.50 |
| Street lighting | 11,342.71 |
| Sanitation | |
| Street cleaning | |
| Garbage and ash removal | 16,166.52 |
| Sewers | 10,598.68 |
| Health and Charities | |
| Health service | 1,636.36 |
| Poor (including relief) | 200.00 |
| Hospitals (aid and maintenance) | |
| Other | 400.00 |
| Recreation | |
| Benches and boardwalks | |
| Parks and playgrounds | 1,995.00 |
| Other | 7,716.72 |
| Educational | |
| (Exclusive of school districts) .. | |
| Unclassified Purposes | |
| (Including contingent) | 5,431.00 |
| SUB-TOTAL—Municipal functions.. | \$185,393.77 |

| | |
|---|-----------------|
| Per Capita—Municipal functions | \$104.62 |
| Capital imp'ts and capital imp't fund | \$16,011.47 |
| Debt Service | |
| Principal payments .. | \$23,000.00 |
| Interest payments .. | 15,185.00 |

| | |
|--|----------------|
| Total | 38,185.00 |
| Per Capita Debt Service | |
| Service | \$21.55 |
| Deferred Charges and Statutory Expenditures | |
| Emergencies | |
| Other deferred chgs. | \$2,698.75 |
| Total | 2,698.75 |

| | |
|--|---------------------|
| TOTAL—Municipal expenditures .. | \$242,288.99 |
|--|---------------------|

| | |
|---|-------------------|
| Required Payments for Local School, County, and Special District Taxes | 110,353.82 |
|---|-------------------|

TOTAL EXPENDITURES AND REQUIRED PAYMENTS

| | |
|-------------------------------------|---------------------|
| Reserve for uncollected taxes | \$26,084.36 |
| GRAND TOTAL—Budget | \$378,727.17 |

RECEIPTS AND REVENUES REALIZED IN 1952 TO MEET EXPENDITURES AND REQUIRED PAYMENTS

| | |
|---|---------------------|
| Surplus revenue appropriated .. | \$35,900.00 |
| Miscellaneous revenues realized .. | 74,913.75 |
| State aid revenues realized | 12,505.11 |
| Delinquent taxes including | |
| liens—1952 collections | 21,483.14 |
| current taxes—1952 collections .. | 278,334.61 |
| Emergency borrowings | |
| TOTAL RECEIPTS AND REVENUES REALIZED | \$423,136.61 |

CAPITAL OUTLAY—1952

| | |
|----------------------------------|------------|
| Benches and boardwalks | |
| Buildings and equipment | |
| Parks and playgrounds | |
| Sewers | |
| Streets, roads and bridges | \$2,463.83 |
| Water supply | |
| Other | |

| | |
|------------------------------|---------------|
| Tax rate | \$7.28 |
| Local school tax rate | 1.51 |
| County tax rate | 1.26 |
| Local purpose tax rate | 4.51 |

TAXES

| | | |
|--|-------------|---------------------|
| Local school tax .. | \$60,049.96 | |
| County taxes | 50,303.86 | |
| Special district taxes | | |
| Local purpose levy | | \$110,353.82 |
| | | 179,676.27 |
| Total tax levy (tax duplicate) .. | | \$290,030.09 |

Per Capita Total Tax Levy

Current

| | |
|---------------------------------------|--------------|
| 1952 taxes levied (total) | \$294,943.63 |
| Collected in 1952 | 278,334.61 |
| Per cent of levy collected in 1952 .. | 94.37 |
| Transferred to liens | 2,430.61 |
| Cancelled, abated or adjusted .. | 87.30 |
| Outstanding December 31, 1952 .. | \$14,091.05 |

All Prior Years Outstanding

| | |
|---------------------------------|-------------|
| Balance January 1, 1952 | \$13,779.88 |
| Collected in 1952 | 13,779.88 |
| Balance December 31, 1952 | |

Tax Title Liens Outstanding

| | |
|---------------------------------|-------------|
| Balance January 1, 1952 | \$42,358.71 |
| Redeemed by cash | 7,703.20 |
| Balance December 31, 1952 | \$13,949.15 |

Property Acquired by Deed or Foreclosure

| | |
|---------------------------------|-------------|
| Balance January 1, 1952 | \$18,455.00 |
| Sale for cash | 43,720.00 |
| Balance December 31, 1952 | \$31,750.00 |

CAPITAL DEBT, DECEMBER 31, 1952

| | |
|-------------------------------|---------------------|
| Gross Debt | |
| School debt | \$134,000.00 |
| Self-liquidating debt .. | |
| Other capital debt .. | 374,250.00 |
| TOTAL GROSS DEBT | \$508,250.00 |

| | |
|------------------------------------|-----------------|
| Per Capita Gross Debt | \$286.82 |
|------------------------------------|-----------------|

Deductions for

| | |
|-------------------------------|-------------------|
| School debt | \$134,000.00 |
| Self-liquidating debt .. | |
| Other capital debt .. | 5,935.00 |
| TOTAL DEDUCTIONS | 139,935.00 |

| | |
|-----------------------|---------------------|
| NET DEBT | \$368,315.00 |
|-----------------------|---------------------|

Average Assessed Valuations

| | |
|---------------------------------|----------------|
| Real Property 1950-1951-1952 .. | \$3,651,814.00 |
| Per Cent of Net Debt | 10.0 |

CURRENT FINANCES DECEMBER 31, 1952

| | |
|-------------------------------------|---------------------|
| Cash | \$184,438.90 |
| Taxes receivable | 14,091.00 |
| Tax title liens .. | 11,949.11 |
| Foreclosed property | 31,750.00 |
| Accounts receivable | 649.30 |
| State road aid receivable .. | |
| Emergencies and deferred charges .. | 4,875.00 |
| TOTAL ASSETS | \$247,753.40 |

| | |
|--|---------------------|
| Cash liabilities | \$54,095.90 |
| Reserves | 58,439.50 |
| Surplus revenue | 135,217.90 |
| TOTAL LIABILITIES AND SURPLUS | \$247,753.40 |

WILLINGBORO TOWNSHIP—BURLINGTON COUNTY

Population Census, 1950—852

Land Area 7.15 sq. mi.

Net Valuation Taxable \$307,650

| | |
|--|--------------------|
| EXPENDITURES AND REQUIRED PAYMENTS FOR 1952 | |
| General Government | |
| Administrative and executive | \$3,950.00 |
| Assessment and collection of taxes | 1,000.00 |
| Finance Department | 325.00 |
| Protection to Persons & Property | |
| Fire | 850.00 |
| Police | 725.00 |
| Other | |
| Streets and Roads | |
| Repairs and maintenance | 6,500.00 |
| Street lighting | 500.00 |
| Sanitation | |
| Street cleaning | |
| Garbage and ash removal | |
| Sewers | |
| Health and Charities | |
| Health service | 75.00 |
| Poor (including relief) | 450.00 |
| Hospitals (aid and maintenance) | |
| Other | |
| Recreation | |
| Beaches and boardwalks | |
| Parks and playgrounds | |
| Other | |
| Educational | |
| (Exclusive of school districts) .. | |
| Unclassified Purposes | |
| (Including contingent) | 100.00 |
| TOTAL—Municipal functions.. | \$14,475.00 |
| Per Capita—Municipal functions | |
| Capital imp'ts and capital imp't fund | \$16.99 |
| Debt Service | \$700.00 |
| Principal payments .. | |
| Interest payments .. | |
| Total | |
| Per Capita Debt | |
| Service | |
| Deferred Charges and Statutory Expenditures | |
| Emergencies | |
| Other deferred chgs. | \$3,000.00 |
| Total | 3,000.00 |
| TOTAL—Municipal expenditures .. | \$18,175.00 |
| Required Payments for Local School, County and Special District Taxes | 25,517.77 |
| TOTAL EXPENDITURES AND REQUIRED PAYMENTS | \$43,892.77 |
| Reserve for uncollected taxes | \$9,000.00 |
| TOTAL TOTAL—Budget | \$52,892.77 |
| RECEIPTS AND REVENUES REALIZED IN 1952 TO MEET EXPENDITURES AND REQUIRED PAYMENTS | |
| Surplus revenue appropriated .. | \$8,000.00 |
| Miscellaneous revenues realized .. | 12,987.18 |
| State aid revenues realized | 3,157.00 |
| Delinquent taxes including | |
| Liens—1952 collections | 5,338.89 |
| Current taxes—1952 collections .. | 21,151.81 |
| Emergency borrowings | |
| TOTAL RECEIPTS AND REVENUES REALIZED | \$50,634.88 |

| | |
|------------------------------|---------------|
| Tax rate | \$8.32 |
| Local school tax rate | 6.05 |
| County tax rate | 2.27 |
| Local purpose tax rate | ... |

| | |
|--|--------------------|
| TAXES | |
| Local school tax ... | \$18,600.00 |
| County taxes | 6,917.77 |
| Special district taxes | |
| Total | \$25,517.77 |
| Local purpose levy | |
| Total tax levy (tax duplicate) .. | \$25,517.77 |

| | |
|--|----------------|
| Per Capita Total Tax Levy | \$20.95 |
|--|----------------|

| | |
|--|-------------|
| Current | |
| 1952 taxes levied (total) | \$25,596.48 |
| Collected in 1952 | 21,151.81 |
| Per cent of levy collected in 1952 ... | 82.63 |
| Transferred to liens | |
| Cancelled, abated or adjusted | 87.36 |
| Outstanding December 31, 1952 .. | \$4,357.31 |

| | |
|------------------------------------|------------|
| All Prior Years Outstanding | |
| Balance January 1, 1952 | \$6,787.11 |
| Collected in 1952 | 5,338.89 |
| Balance December 31, 1952 | \$1,415.74 |

| | |
|------------------------------------|-------|
| Tax Title Liens Outstanding | |
| Balance January 1, 1952 | |
| Redeemed by cash | |
| Balance December 31, 1952 | |

| | |
|---|-------|
| Property Acquired by Deed or Foreclosure | |
| Balance January 1, 1952 | |
| Sale for cash | |
| Balance December 31, 1952 | |

CAPITAL DEBT, DECEMBER 31, 1952

| | |
|-----------------------------|-------|
| Gross Debt | |
| School debt | |
| Self-liquidating debt | |
| Other capital debt .. | |

| | |
|------------------------------------|--------------|
| TOTAL GROSS DEBT | |
| Per Capita Gross Debt | |

| | |
|-----------------------------|-------|
| Deductions for | |
| School debt | |
| Self-liquidating debt | |
| Other capital debt .. | |

| | |
|-------------------------------|--------------|
| TOTAL DEDUCTIONS | |
| NET DEBT | |

| | |
|------------------------------------|--------------|
| Average Assessed Valuations | |
| Real Property 1950-1951-1952 .. | \$279,975.00 |
| Per Cent of Net Debt | |

| | |
|---|--------------------|
| CURRENT FINANCES DECEMBER 31, 1952 | |
| Cash | \$35,173.00 |
| Taxes receivable | 5,773.05 |
| Tax title liens | |
| Foreclosed property | |
| Accounts receivable | 111.21 |
| State road aid receivable | |
| Emergencies and deferred charges .. | |
| TOTAL ASSETS | \$41,057.26 |

| | |
|------------------------|-------------|
| Cash liabilities | \$12,100.07 |
| Reserves | 5,884.26 |
| Surplus revenue | 23,072.93 |

| | |
|--|--------------------|
| TOTAL LIABILITIES AND SURPLUS | \$41,057.26 |
|--|--------------------|

| | |
|----------------------------------|-------|
| CAPITAL OUTLAY—1952 | |
| Beaches and boardwalks | |
| Buildings and equipment | |
| Parks and playgrounds | |
| Sewers | |
| Streets, roads and bridges | |
| Water supply | |
| Other | |

WINFIELD TOWNSHIP—UNION COUNTY

Population Census, 1950—2,719

Land Area 0.17 sq. mi.

Net Valuation Taxable \$616,900

| EXPENDITURES AND REQUIRED PAYMENTS FOR 1952 | |
|---|--------------------|
| General Government | |
| Administrative and executive | \$9,338.00 |
| Assessment and collection of taxes | 451.00 |
| Finance Department | 475.00 |
| Protection to Persons & Property | |
| Fire | 2,650.00 |
| Police | 3,900.00 |
| Other | |
| Streets and Roads | |
| Repairs and maintenance | |
| Street lighting | 900.00 |
| Sanitation | |
| Street cleaning | |
| Garbage and ash removal | |
| Sewers | |
| Health and Charities | |
| Health service | 1,710.00 |
| Poor (including relief) | 1,625.00 |
| Hospitals (aid and maintenance) | |
| Other | 425.00 |
| Recreation | |
| Beaches and boardwalks | |
| Parks and playgrounds | |
| Other | |
| Educational | |
| (Exclusive of school districts) .. | |
| Unclassified Purposes | |
| (Including contingent) | 300.00 |
| SUB-TOTAL—Municipal functions.. | <u>\$21,774.00</u> |

| | |
|---|---------------|
| Per Capita—Municipal functions | \$8.01 |
| Capital imp'ts and capital imp't fund .. | \$1,000.00 |
| Debt Service | |
| Principal payments .. | |
| Interest payments .. | |

| | |
|--------------------------------------|--|
| Total | |
| Per Capita Debt Service | |

| | |
|--|--------------------|
| Deferred Charges and Statutory Expenditures | |
| Emergencies | |
| Other deferred chgs | |
| Total | |
| TOTAL—Municipal expenditures .. | <u>\$22,774.00</u> |

| | |
|---|-----------|
| Required Payments for Local School, County, and Special District Taxes | 63,103.47 |
|---|-----------|

| | |
|---|--------------------|
| TOTAL EXPENDITURES AND REQUIRED PAYMENTS | \$85,877.47 |
|---|--------------------|

| | |
|-------------------------------------|--------------------|
| Reserve for uncollected taxes | |
| GRAND TOTAL—Budget | <u>\$85,877.47</u> |

| RECEIPTS AND REVENUES REALIZED IN 1952 TO MEET EXPENDITURES AND REQUIRED PAYMENTS | |
|---|-----------|
| Surplus revenue appropriated .. | \$500.00 |
| Miscellaneous revenues realized .. | 2,653.10 |
| State aid revenues realized | |
| Delinquent taxes including liens—1952 collections .. | |
| Current taxes—1952 collections.. | 83,543.71 |
| Emergency borrowings | |

| | |
|---|--------------------|
| TOTAL RECEIPTS AND REVENUES REALIZED | \$86,696.81 |
|---|--------------------|

CAPITAL OUTLAY—1952

| | |
|----------------------------------|--|
| Beaches and boardwalks | |
| Buildings and equipment | |
| Parks and playgrounds | |
| Sewers | |
| Streets, roads and bridges | |
| Water supply | |
| Other | |

| | |
|------------------------------|----------------|
| Tax rate | \$13.57 |
| Local school tax rate | 9.38 |
| County tax rate | 0.84 |
| Local purpose tax rate | 3.35 |

TAXES

| | |
|-----------------------------------|--------------------|
| Local school tax .. | \$57,885.11 |
| County taxes | 5,218.36 |
| Special district taxes | |
| Local purpose levy | \$63,103.47 |
| Total tax levy (tax duplicate) .. | <u>20,574.00</u> |
| | <u>\$83,677.47</u> |

| | |
|--|----------------|
| Per Capita Total Tax Levy | \$30.78 |
|--|----------------|

| | |
|---------------------------------------|-----------------|
| Current | |
| 1952 taxes levied (total) | \$83,713.33 |
| Collected in 1952 | 83,543.71 |
| Per cent of levy collected in 1952 .. | 99.80 |
| Transferred to liens | |
| Cancelled, abated or adjusted .. | |
| Outstanding December 31, 1952 .. | <u>\$169.62</u> |

| | |
|------------------------------------|--|
| All Prior Years Outstanding | |
| Balance January 1, 1952 | |
| Collected in 1952 | |
| Balance December 31, 1952 | |

| | |
|------------------------------------|--|
| Tax Title Liens Outstanding | |
| Balance January 1, 1952 | |
| Redeemed by cash | |
| Balance December 31, 1952 | |

| | |
|---|--|
| Property Acquired by Deed or Foreclosure | |
| Balance January 1, 1952 | |
| Sale for cash | |
| Balance December 31, 1952 | |

CAPITAL DEBT, DECEMBER 31, 1952

| | |
|-----------------------------|--|
| Gross Debt | |
| School debt | |
| Self-liquidating debt. | |
| Other capital debt .. | |

| | |
|------------------------------------|--|
| TOTAL GROSS DEBT | |
| Per Capita Gross Debt | |

| | |
|-----------------------------|--|
| Deductions for | |
| School debt | |
| Self-liquidating debt. | |
| Other capital debt .. | |

| | |
|-------------------------------|--|
| TOTAL DEDUCTIONS | |
| NET DEBT | |

| | |
|------------------------------------|--------------|
| Average Assessed Valuations | |
| Real Property 1950-1951-1952 .. | \$203,467.00 |
| Per Cent of Net Debt | |

CURRENT FINANCES DECEMBER 31, 1952

| | |
|-------------------------------------|-------------|
| Cash | \$12,425.10 |
| Taxes receivable | 169.62 |
| Tax title liens | |
| Foreclosed property | |
| Accounts receivable | 116.19 |
| State road aid receivable | |
| Emergencies and deferred charges .. | |

| | |
|---------------------------|--------------------|
| TOTAL ASSETS | <u>\$12,710.91</u> |
|---------------------------|--------------------|

| | |
|------------------------|------------|
| Cash liabilities | \$3,820.69 |
| Reserves | 285.81 |
| Surplus revenue | 8,604.41 |

| | |
|--|--------------------|
| TOTAL LIABILITIES AND SURPLUS | <u>\$12,710.91</u> |
|--|--------------------|

WINSLOW TOWNSHIP—CAMDEN COUNTY

Population Census, 1950—5,102 Land Area 58.07 sq. mi. Net Valuation Taxable \$2,101,511

| | |
|--|--------------------|
| EXPENDITURES AND REQUIRED PAYMENTS FOR 1952 | |
| General Government | |
| Administrative and executive | \$26,915.00 |
| Assessment and collection of taxes | 9,000.00 |
| Finance Department | 1,750.00 |
| Protection to Persons & Property | |
| Fire | 2,000.00 |
| Police | 2,559.00 |
| Other | |
| Streets and Roads | |
| Repairs and maintenance | 8,200.00 |
| Street lighting | |
| Sanitation | |
| Street cleaning | |
| Garbage and ash removal | |
| Sewers | |
| Health and Charities | |
| Health service | 1,175.00 |
| Poor (including relief) | 3,899.00 |
| Hospitals (aid and maintenance) | |
| Other | |
| Recreation | |
| Beaches and boardwalks | |
| Parks and playgrounds | |
| Other | |
| Educational (Exclusive of school districts) .. | |
| Unclassified Purposes (Including contingent) | |
| SUB-TOTAL—Municipal functions.. | \$55,498.00 |

| | |
|--|---------------------|
| Per Capita—Municipal functions ... | \$10.88 |
| Capital imp'ts and capital imp't fund | \$12,350.00 |
| Debt Service | |
| Principal payments .. | \$10,000.00 |
| Interest payments .. | 5,217.00 |
| Total | 15,217.00 |
| Per Capita Debt Service | |
| Deferred Charges and Statutory Expenditures | \$2.98 |
| Emergencies | |
| Other deferred chgs. | \$25,000.00 |
| Total | 25,000.00 |
| TOTAL—Municipal expenditures ... | \$108,065.00 |

| | |
|---|---------------------|
| Required Payments for Local School, County, and Special District Taxes | 118,584.34 |
| TOTAL EXPENDITURES AND REQUIRED PAYMENTS | \$226,649.34 |
| Reserve for uncollected taxes | \$40,587.60 |
| GRAND TOTAL—Budget | \$267,236.94 |

| | |
|--|---------------------|
| RECEIPTS AND REVENUES REALIZED IN 1952 TO MEET EXPENDITURES AND REQUIRED PAYMENTS | |
| Surplus revenue appropriated .. | \$15,000.00 |
| Miscellaneous revenues realized .. | 48,420.73 |
| State aid revenues realized | 9,483.00 |
| Delinquent taxes including | |
| liens—1952 collections | 25,579.98 |
| Current taxes—1952 collections.. | 123,460.96 |
| Emergency borrowings | |
| TOTAL RECEIPTS AND REVENUES REALIZED | \$221,944.67 |

| | |
|----------------------------------|--|
| CAPITAL OUTLAY—1952 | |
| Beaches and boardwalks | |
| Buildings and equipment | |
| Parks and playgrounds | |
| Sewers | |
| Streets, roads and bridges | |
| Water supply | |
| Other | |

| | |
|------------------------------|---------------|
| Tax rate | \$7.72 |
| Local school tax rate | 4.02 |
| County tax rate | 1.62 |
| Local purpose tax rate | 2.08 |

| | |
|--|---------------------|
| TAXES | |
| Local school tax ... | \$84,500.39 |
| County taxes | 34,083.95 |
| Special district taxes | |
| Local purpose levy | \$118,584.34 |
| Total tax levy (tax duplicate) .. | \$161,703.94 |

| | |
|--|----------------|
| Per Capita Total Tax Levy | |
| Current | \$31.69 |
| 1952 taxes levied (total) | \$161,851.53 |
| Collected in 1952 | 123,460.96 |
| Per cent of levy collected in 1952 ... | 76.28 |
| Transferred to liens | 11,806.99 |
| Cancelled, abated or adjusted .. | |
| Outstanding December 31, 1952 .. | \$26,583.58 |

| | |
|------------------------------------|-------------|
| All Prior Years Outstanding | |
| Balance January 1, 1952 | \$25,386.69 |
| Collected in 1952 | 24,232.69 |
| Balance December 31, 1952 | \$1,569.95 |

| | |
|------------------------------------|--------------|
| Tax Title Liens Outstanding | |
| Balance January 1, 1952 | \$243,011.50 |
| Redeemed by cash | 1,347.29 |
| Balance December 31, 1952 | \$253,613.22 |

| | |
|---|-------------|
| Property Acquired by Deed or Foreclosure | |
| Balance January 1, 1952 | \$58,585.00 |
| Sale for cash | 11,290.00 |
| Balance December 31, 1952 | \$47,295.00 |

| | |
|--|---------------------|
| CAPITAL DEBT, DECEMBER 31, 1952 | |
| Gross Debt | |
| School debt | \$45,000.00 |
| Self-liquidating debt | |
| Other capital debt .. | 138,000.00 |
| TOTAL GROSS DEBT | \$183,000.00 |
| Per Capita Gross Debt | \$35.87 |

| | |
|-------------------------------|---------------------|
| Deductions for | |
| School debt | \$45,000.00 |
| Self-liquidating debt | |
| Other capital debt .. | |
| TOTAL DEDUCTIONS | 45,000.00 |
| NET DEBT | \$138,000.00 |

| | |
|------------------------------------|----------------|
| Average Assessed Valuations | |
| Real Property 1950-1951-1952.. | \$1,929,378.00 |
| Per Cent of Net Debt | 7.15 |

| | |
|---|---------------------|
| CURRENT FINANCES DECEMBER 31, 1952 | |
| Cash | \$62,952.99 |
| Taxes receivable | 28,153.53 |
| Tax title liens | 253,613.22 |
| Foreclosed property | 47,295.00 |
| Accounts receivable | 4.00 |
| State road aid receivable | 2,470.03 |
| Emergencies and deferred charges .. | 20,291.52 |
| TOTAL ASSETS | \$414,780.29 |

| | |
|--|---------------------|
| Cash liabilities | \$18,145.51 |
| Reserves | 329,065.75 |
| Surplus revenue | 67,569.03 |
| TOTAL LIABILITIES AND SURPLUS | \$414,780.29 |

WOODBINE BOROUGH—CAPE MAY COUNTY

Population Census, 1950—2,417 Land Area 8.0 sq. mi. Net Valuation Taxable \$824,279

| | |
|--|--------------------|
| EXPENDITURES AND REQUIRED PAYMENTS FOR 1952 | |
| General Government | |
| Administrative and executive | \$4,675.00 |
| Assessment and collection of taxes | 2,325.00 |
| Finance Department | |
| Protection to Persons & Property | |
| Fire | 3,341.00 |
| Police | 3,320.00 |
| Other | |
| Streets and Roads | |
| Repairs and maintenance | 9,447.42 |
| Street lighting | 3,747.60 |
| Sanitation | |
| Street cleaning | |
| Garbage and ash removal | 1,200.00 |
| Sewers | |
| Health and Charities | |
| Health service | 840.00 |
| Poor (including relief) | 450.00 |
| Hospitals (aid and maintenance) | |
| Other | |
| Recreation | |
| Beaches and boardwalks | |
| Parks and playgrounds | |
| Other | |
| Educational | |
| (Exclusive of school districts) .. | |
| Unclassified Purposes | |
| (Including contingent) | 100.00 |
| SUB-TOTAL—Municipal functions.. | \$29,446.02 |
| Per Capita—Municipal functions ... | |
| Capital imp'ts and capital imp't fund | \$12.18 |
| Debt Service | 4,750.63 |
| Principal payments .. | \$1,000.00 |
| Interest payments .. | 45.00 |
| Total | 1,045.00 |
| Per Capita Debt Service | |
| | \$0.43 |
| Deferred Charges and Statutory Expenditures | |
| Emergencies | |
| Other deferred chgs. | |
| Total | |
| TOTAL—Municipal expenditures ... | \$35,241.65 |
| Required Payments for Local School, County, and Special District Taxes | |
| | 51,860.55 |
| TOTAL EXPENDITURES AND REQUIRED PAYMENTS | \$87,102.20 |
| Reserve for uncollected taxes | \$8,328.25 |
| GRAND TOTAL—Budget | \$95,430.45 |
| RECEIPTS AND REVENUES REALIZED IN 1952 TO MEET EXPENDITURES AND REQUIRED PAYMENTS | |
| Surplus revenue appropriated .. | \$7,700.00 |
| Miscellaneous revenues realized .. | 19,227.79 |
| State aid revenues realized | 10,421.45 |
| Delinquent taxes including | |
| liens—1952 collections | 5,511.41 |
| Current taxes—1952 collections .. | 56,370.60 |
| Emergency borrowings | |
| TOTAL RECEIPTS AND REVENUES REALIZED | \$99,231.25 |
| CAPITAL OUTLAY—1952 | |
| Beaches and boardwalks | |
| Buildings and equipment | |
| Parks and playgrounds | |
| Sewers | |
| Streets, roads and bridges | |
| Water supply | |
| Other | |

| | |
|---|---------------------|
| Tax rate | \$7.74 |
| Local school tax rate | 5.03 |
| County tax rate | 1.26 |
| Local purpose tax rate | 1.45 |
| TAXES | |
| Local school tax ... | \$41,499.50 |
| County taxes | 10,361.05 |
| Special district taxes | |
| Total purpose levy | \$51,860.55 |
| Local purpose levy | 12,260.59 |
| Total tax levy (tax duplicate) .. | \$64,121.14 |
| Per Capita Total Tax Levy | |
| | \$26.53 |
| Current | |
| 1952 taxes levied (total) | \$64,569.39 |
| Collected in 1952 | 56,370.60 |
| Per cent of levy collected in 1952 .. | 87.30 |
| Transferred to liens | 927.60 |
| Cancelled, abated or adjusted .. | 192.33 |
| Outstanding December 31, 1952 .. | \$7,078.86 |
| All Prior Years Outstanding | |
| Balance January 1, 1952 | \$5,834.31 |
| Collected in 1952 | 4,801.28 |
| Balance December 31, 1952 | \$237.80 |
| Tax Title Liens Outstanding | |
| Balance January 1, 1952 | \$11,181.61 |
| Redeemed by cash | 710.13 |
| Balance December 31, 1952 | \$11,525.81 |
| Property Acquired by Deed or Foreclosure | |
| Balance January 1, 1952 | \$85,385.50 |
| Sale for cash | 4,161.00 |
| Balance December 31, 1952 | \$84,058.50 |
| CAPITAL DEBT, DECEMBER 31, 1952 | |
| Gross Debt | |
| School debt | \$50,000.00 |
| Self-liquidating debt. | |
| Other capital debt .. | |
| TOTAL GROSS DEBT | \$50,000.00 |
| Per Capita Gross Debt | |
| | \$20.69 |
| Deductions for | |
| School debt | \$42,079.00 |
| Self-liquidating debt. | |
| Other capital debt .. | |
| TOTAL DEDUCTIONS | 42,079.00 |
| NET DEBT | \$7,921.00 |
| Average Assessed Valuations | |
| Real Property 1950-1951-1952 .. | \$701,312.00 |
| Per Cent of Net Debt | 1.10 |
| CURRENT FINANCES DECEMBER 31, 1952 | |
| Cash | \$54,806.75 |
| Taxes receivable | 7,316.66 |
| Tax title liens | 11,525.81 |
| Foreclosed property | 84,058.50 |
| Accounts receivable | 27.75 |
| State road aid receivable | |
| Emergencies and deferred charges .. | |
| TOTAL ASSETS | \$157,735.47 |
| Cash liabilities | \$12,339.52 |
| Reserves | 102,928.72 |
| Surplus revenue | 42,467.23 |
| TOTAL LIABILITIES AND SURPLUS | \$157,735.47 |

WOODBRIAGE TOWNSHIP—MIDDLESEX COUNTY

Population Census, 1950—35,758 Land Area 23.2 sq. mi. Net Valuation Taxable \$30,091,144

| | |
|---|-----------------------|
| EXPENDITURES AND RE-REQUIRED PAYMENTS FOR 1952 | |
| General Government | |
| Administrative and executive | \$124,685.00 |
| Assessment and collection of taxes | 65,890.00 |
| Finance Department | 17,900.00 |
| Protection to Persons & Property | |
| Fire | 10,100.00 |
| Police | 334,150.00 |
| Other | |
| Streets and Roads | |
| Repairs and maintenance | 486,852.50 |
| Street lighting | 68,300.00 |
| Sanitation | |
| Street cleaning | 24,900.00 |
| Garbage and ash removal | 102,850.00 |
| Sewers | 101,240.00 |
| Health and Charities | |
| Health service | 31,884.00 |
| Poor (including relief) | 44,087.00 |
| Hospitals (aid and maintenance) | 8,000.00 |
| Other | |
| Recreation | |
| Beaches and boardwalks | |
| Parks and playgrounds | 69,612.50 |
| Other | |
| Educational | |
| (Exclusive of school districts) .. | 13,000.00 |
| Unclassified Purposes | |
| (Including contingent) | 27,000.00 |
| SUB-TOTAL—Municipal functions.. | \$1,530,451.00 |
| Per Capita—Municipal functions | |
| | \$42.50 |
| Capital imp'ts and capital imp't fund .. | \$109,335.00 |
| Debt Service | |
| Principal payments .. | \$268,000.00 |
| Interest payments .. | 137,983.50 |
| Total | 405,983.50 |
| Per Capita Debt Service | |
| | \$11.35 |
| Deferred Charges and Statutory Expenditures | |
| Emergencies | \$30,000.00 |
| Other deferred chgs. | 45,030.41 |
| Total | 75,030.41 |
| TOTAL—Municipal expenditures .. | \$2,120,799.91 |
| Required Payments for Local School, County, and Special District Taxes | |
| | 2,121,448.71 |
| TOTAL EXPENDITURES AND REQUIRED PAYMENTS | \$4,242,248.62 |
| Reserve for uncollected taxes | \$189,316.47 |
| GRAND TOTAL—Budget | \$4,431,565.09 |
| RECEIPTS AND REVENUES REALIZED IN 1952 TO MEET EXPENDITURES AND RE-REQUIRED PAYMENTS | |
| Surplus revenue appropriated .. | \$350,000.00 |
| Miscellaneous revenues realized .. | 1,435,973.60 |
| State aid revenues realized | 33,772.00 |
| Delinquent taxes including | |
| liens—1952 collections | 125,646.86 |
| Current taxes—1952 collections.. | 2,615,515.50 |
| Emergency borrowings | |
| TOTAL RECEIPTS AND REVENUES REALIZED | \$4,560,907.76 |

CAPITAL OUTLAY—1952

| | |
|----------------------------------|------------|
| Beaches and boardwalks | |
| Buildings and equipment | |
| Parks and playgrounds | |
| Sewers | \$6,703.32 |
| Streets, roads and bridges | 31,536.44 |
| Water supply | |
| Other | |

| | |
|-----------------------------|---------------|
| Tax rate | \$8.30 |
| Local school tax rate | 4.69 |
| County tax rate | 1.69 |
| Local purpose tax rate | 1.92 |

TAXES

| | | |
|--|-----------------------|-------------------|
| Local school tax ... | \$1,412,455.70 | |
| County taxes | 507,784.46 | |
| Special district taxes | 201,208.55 | |
| Local purpose levy | \$2,121,448.71 | 579,371.76 |
| Total tax levy (tax duplicate) .. | \$2,700,820.47 | |

| | |
|--|----------------|
| Per Capita Total Tax Levy | \$75.53 |
|--|----------------|

Current

| | |
|---|----------------|
| 1952 taxes levied (total) | \$2,754,083.59 |
| Collected in 1952 | 2,615,515.50 |
| Per cent of levy col-lected in 1952 ... | 94.96 |
| Transferred to liens | 5,089.12 |
| Cancelled, abated or adjusted .. | 9,075.43 |
| Outstanding December 31, 1952 .. | \$124,403.54 |

All Prior Years Outstanding

| | |
|---------------------------------|--------------|
| Balance January 1, 1952 | \$142,639.78 |
| Collected in 1952 | 123,432.94 |
| Balance December 31, 1952 | \$11,004.61 |

Tax Title Liens Outstanding

| | |
|---------------------------------|-------------|
| Balance January 1, 1952 | \$59,890.81 |
| Redeemed by cash | 2,213.72 |
| Balance December 31, 1952 | \$49,530.93 |

Property Acquired by Deed or Foreclosure

| | |
|---------------------------------|--------------|
| Balance January 1, 1952 | \$912,657.11 |
| Sale for cash | 218,811.74 |
| Balance December 31, 1952 | \$873,997.92 |

CAPITAL DEBT, DECEMBER 31, 1952

| | |
|------------------------------------|------------------------|
| Gross Debt | |
| School debt | \$4,210,000.00 |
| Self-liquidating debt .. | |
| Other capital debt .. | 7,296,835.00 |
| TOTAL GROSS DEBT | \$11,506,835.00 |
| Per Capita Gross Debt | |
| | \$321.80 |

Deductions for

| | |
|-------------------------------|-----------------------|
| School debt .. | \$2,058,096.00 |
| Self-liquidating debt .. | |
| Other capital debt .. | |
| TOTAL DEDUCTIONS | 2,058,096.00 |
| NET DEBT | \$9,448,739.00 |

Average Assessed Valuations

| | |
|---------------------------------|-----------------|
| Real Property 1950-1951-1952 .. | \$25,726,195.00 |
| Per Cent of Net Debt | 36.72 |

CURRENT FINANCES DECEMBER 31, 1952

| | |
|--|-----------------------|
| Cash | \$454,735.55 |
| Taxes receivable | 135,408.15 |
| Tax title liens | 49,530.98 |
| Foreclosed property | 873,997.92 |
| Accounts receivable | 20,136.83 |
| State road aid receivable | 35,420.91 |
| Emergencies and deferred charges .. | |
| TOTAL ASSETS | \$1,569,230.34 |
| Cash liabilities | \$88,555.53 |
| Reserves | 1,079,073.88 |
| Surplus revenue | 401,600.87 |
| TOTAL LIABILITIES AND SURPLUS | \$1,569,230.34 |

WOODBURY CITY—GLOUCESTER COUNTY

Population Census, 1950—10,931

Land Area 2.13 sq. mi.

Net Valuation Taxable \$10,588,601

EXPENDITURES AND REQUIRED PAYMENTS FOR 1952

| | |
|---|---------------------|
| General Government | |
| Administrative and executive | \$40,744.38 |
| Assessment and collection of taxes | 13,460.02 |
| Finance Department | 4,394.00 |
| Protection to Persons & Property | |
| Fire | 23,175.02 |
| Police | 82,999.81 |
| Other | |
| Streets and Roads | |
| Repairs and maintenance | 37,675.00 |
| Street lighting | 20,100.00 |
| Sanitation | |
| Street cleaning | 21,452.50 |
| Garbage and ash removal | 6,284.00 |
| Sewers | |
| Health and Charities | |
| Health service | 5,605.12 |
| Poor (including relief) | 3,142.00 |
| Hospitals (aid and maintenance) | |
| Other | |
| Recreation | |
| Beaches and boardwalks | |
| Parks and playgrounds | 2,137.97 |
| Other | |
| Educational | |
| (Exclusive of school districts) .. | 7,000.00 |
| Unclassified Purposes | |
| (Including contingent) | 8,599.62 |
| SUB-TOTAL—Municipal functions.. | \$276,796.44 |

| | |
|--|-------------------|
| Per Capita—Municipal functions | \$25.32 |
| Capital imp'ts and capital imp't fund | \$135,827.00 |
| Debt Service | |
| Principal payments .. | \$47,000.00 |
| Interest payments .. | 15,755.00 |
| Total | *62,755.00 |
| Per Capita Debt Service | |
| Service | \$5.74 |
| Deferred Charges and Statutory Expenditures | |
| Emergencies | \$33,000.00 |
| Other deferred chgs. .. | 2,550.00 |
| Total | 35,550.00 |

| | |
|---|---------------------|
| TOTAL—Municipal expenditures ... | \$510,901.44 |
|---|---------------------|

| | |
|---|-------------------|
| Required Payments for Local School, County, and Special District Taxes | 391,122.78 |
|---|-------------------|

TOTAL EXPENDITURES AND REQUIRED PAYMENTS

| | |
|-------------------------------------|---------------------|
| | \$902,024.22 |
| Reserve for uncollected taxes | \$67,492.81 |
| GRAND TOTAL—Budget | \$969,517.03 |

RECEIPTS AND REVENUES REALIZED IN 1952 TO MEET EXPENDITURES AND REQUIRED PAYMENTS

| | |
|------------------------------------|-------------|
| Surplus revenue appropriated .. | \$92,000.00 |
| Miscellaneous revenues realized .. | 142,354.70 |
| State aid revenues realized | 13,704.79 |
| Delinquent taxes including | |
| liens—1952 collections | 17,286.54 |
| Current taxes—1952 collections.. | 661,334.87 |
| Emergency borrowings | |

| | |
|---|---------------------|
| TOTAL RECEIPTS AND REVENUES REALIZED | \$926,680.90 |
|---|---------------------|

CAPITAL OUTLAY—1952

| | |
|----------------------------------|--------------|
| Beaches and boardwalks | |
| Buildings and equipment | \$369,870.97 |
| Parks and playgrounds | 7,537.74 |
| Sewers | 1,941.04 |
| Streets, roads and bridges | 36,582.20 |
| Water supply | 4,235.39 |
| Other | |

* Includes \$36,725 Art. VI School Debt Service.

| | |
|------------------------------|---------------|
| Tax rate | \$6.28 |
| Local school tax rate | 2.66 |
| County tax rate | 1.02 |
| Local purpose tax rate | 2.60 |

TAXES

| | | |
|--|---------------------|--|
| Local school tax ... | \$282,738.42 | |
| County taxes | 108,384.36 | |
| Special district taxes | | |
| Local purpose levy | 281,562.81 | |
| Total tax levy (tax duplicate) .. | \$672,685.59 | |

| | |
|--|----------------|
| Per Capita Total Tax Levy | \$61.54 |
|--|----------------|

Current

| | |
|--|--------------|
| 1952 taxes levied (total) | \$683,692.12 |
| Collected in 1952 | 661,334.87 |
| Per cent of levy collected in 1952 ... | 96.73 |
| Transferred to liens | 361.73 |
| Cancelled, abated or adjusted ... | 5,113.47 |
| Outstanding December 31, 1952 .. | \$16,882.05 |

All Prior Years Outstanding

| | |
|---------------------------------|-------------|
| Balance January 1, 1952 | \$22,686.99 |
| Collected in 1952 | 16,749.01 |
| Balance December 31, 1952 | \$2,125.91 |

Tax Title Liens Outstanding

| | |
|---------------------------------|------------|
| Balance January 1, 1952 | \$6,915.00 |
| Redeemed by cash | \$37,573 |
| Balance December 31, 1952 | \$3,164.16 |

Property Acquired by Deed or Foreclosure

| | |
|---------------------------------|------------|
| Balance January 1, 1952 | \$4,550.00 |
| Sale for cash | 7,215.50 |
| Balance December 31, 1952 | \$3,885.00 |

CAPITAL DEBT, DECEMBER 31, 1952

Gross Debt

| | |
|--------------------------|--------------|
| School debt | \$844,000.00 |
| Self-liquidating debt .. | 111,000.00 |
| Other capital debt .. | 76,000.00 |

| | |
|-------------------------------|-----------------------|
| TOTAL GROSS DEBT | \$1,031,000.00 |
|-------------------------------|-----------------------|

| | |
|------------------------------------|----------------|
| Per Capita Gross Debt | \$94.32 |
|------------------------------------|----------------|

Deductions for

| | |
|--------------------------|--------------|
| School debt | \$716,122.00 |
| Self-liquidating debt .. | 111,000.00 |
| Other capital debt .. | |

| | |
|-------------------------------|-------------------|
| TOTAL DEDUCTIONS | 827,122.00 |
|-------------------------------|-------------------|

| | |
|-----------------------|---------------------|
| NET DEBT | \$203,878.00 |
|-----------------------|---------------------|

Average Assessed Valuations

| | |
|--------------------------------|----------------|
| Real Property 1950-1951-1952.. | \$8,951,529.00 |
| Per Cent of Net Debt | 2.27 |

CURRENT FINANCES DECEMBER 31, 1952

| | |
|-------------------------------------|---------------------|
| Cash | \$316,211.17 |
| Taxes receivable | 19,007.96 |
| Tax title liens | 3,164.16 |
| Foreclosed property | 3,885.00 |
| Accounts receivable | 1,224.81 |
| State road aid receivable | 31,136.38 |
| Emergencies and deferred charges .. | 75,050.00 |
| TOTAL ASSETS | \$449,679.48 |

| | |
|------------------------|--------------|
| Cash liabilities | \$130,878.82 |
| Reserves | 27,281.93 |
| Surplus revenue | 291,518.73 |

| | |
|--|---------------------|
| TOTAL LIABILITIES AND SURPLUS | \$449,679.48 |
|--|---------------------|

WOODBURY HEIGHTS BOROUGH—GLOUCESTER COUNTY

Population Census, 1950—1,378

Land Area 1.18 sq. mi.

Net Valuation Taxable \$886,865

EXPENDITURES AND REQUIRED PAYMENTS FOR 1952

| | |
|---|--------------------|
| General Government | |
| Administrative and executive | \$5,775.00 |
| Assessment and collection of taxes | 1,550.00 |
| Finance Department | |
| Protection to Persons & Property | |
| Fire | 1,700.00 |
| Police | 1,415.00 |
| Other | |
| Streets and Roads | |
| Repairs and maintenance | 3,475.00 |
| Street lighting | 2,200.00 |
| Sanitation | |
| Street cleaning | |
| Garbage and ash removal | 1,201.00 |
| Sewers | |
| Health and Charities | |
| Health service | 550.00 |
| Poor (including relief) | 125.00 |
| Hospitals (aid and maintenance) | |
| Other | |
| Recreation | |
| Beaches and boardwalks | |
| Parks and playgrounds | |
| Other | |
| Educational | |
| (Exclusive of school districts) .. | |
| Unclassified Purposes | |
| (Including contingent) | |
| SUB-TOTAL—Municipal functions .. | \$23,392.00 |

| | |
|--|-----------------|
| Per Capita—Municipal functions | \$19.95 |
| Capital imp'ts and capital imp't fund | \$11,700.00 |
| Debt Service | |
| Principal payments .. | \$1,100.00 |
| Interest payments .. | 265.50 |
| Total | 1,365.50 |
| Per Capita Debt Service | \$0.99 |
| Deferred Charges and Statutory Expenditures | |
| Emergencies | \$1,000.00 |
| Other deferred chgs. .. | 1,623.72 |
| Total | 2,623.72 |

| | |
|--|--------------------|
| TOTAL—Municipal expenditures .. | \$46,680.22 |
|--|--------------------|

| | |
|---|-------------------|
| Required Payments for Local School, County, and Special District Taxes | \$1,826.83 |
|---|-------------------|

TOTAL EXPENDITURES AND REQUIRED PAYMENTS

| | |
|-------------------------------------|---------------------|
| | \$95,907.05 |
| Reserve for uncollected taxes | \$4,358.15 |
| GRAND TOTAL—Budget | \$102,265.20 |

RECEIPTS AND REVENUES REALIZED IN 1952 TO MEET EXPENDITURES AND REQUIRED PAYMENTS

| | |
|---|---------------------|
| Surplus revenue appropriated .. | \$19,400.00 |
| Miscellaneous revenues realized .. | 16,797.51 |
| State aid revenues realized | 5,274.00 |
| Delinquent taxes including liens—1952 collections | 3,228.34 |
| Current taxes—1952 collections .. | 57,136.64 |
| Emergency borrowings | |
| TOTAL RECEIPTS AND REVENUES REALIZED | \$102,007.35 |

CAPITAL OUTLAY—1952

| | |
|----------------------------------|-------|
| Beaches and boardwalks | |
| Buildings and equipment | |
| Parks and playgrounds | |
| Sewers | |
| Streets, roads and bridges | |
| Water supply | |
| Other | |

| | |
|------------------------------|---------------|
| Tax rate | \$7.20 |
| Local school tax rate | 4.31 |
| County tax rate | 1.00 |
| Local purpose tax rate | 1.87 |

TAXES

| | |
|--|---------------------|
| Local school tax | \$42,724.00 |
| County taxes | 4,100.83 |
| Special district taxes | |
| Local purpose levy | \$91,826.65 |
| Total tax levy (tax duplicate) .. | \$138,555.56 |
| Per Capita Total Tax Levy | \$46.45 |
| Current | |
| 1952 taxes levied (total) | \$14,008.76 |
| Collected in 1952 | 37,734.44 |
| Per cent of levy collected in 1952 .. | 99.75 |
| Transferred to items | 1,084.40 |
| Cancelled, altered or adjusted .. | 345.76 |
| Outstanding December 31, 1952 .. | \$5,045.26 |

| | |
|------------------------------------|------------|
| All Prior Years Outstanding | |
| Balance January 1, 1952 | \$3,314.75 |
| Collected in 1952 | 2,745.00 |
| Balance December 31, 1952 | \$279.75 |

| | |
|------------------------------------|-------------|
| Tax Title Liens Outstanding | |
| Balance January 1, 1952 | \$41,894.85 |
| Redeemed by cash | 968.10 |
| Balance December 31, 1952 | \$42,756.70 |

| | |
|---|------------|
| Property Acquired by Deed or Foreclosure | |
| Balance January 1, 1952 | \$3,799.40 |
| Sale for cash | 1,730.00 |
| Balance December 31, 1952 | \$4,252.50 |

CAPITAL DEBT, DECEMBER 31, 1952

| | |
|------------------------------------|--------------------|
| Gross Debt | |
| School debt | \$75,100.00 |
| Self-liquidating debt .. | 7,000.00 |
| Other capital debt .. | 4,300.00 |
| TOTAL GROSS DEBT | \$86,400.00 |
| Per Capita Gross Debt | \$59.21 |

| | |
|-------------------------------|--------------------|
| Deductions for | |
| School debt | \$45,762.00 |
| Self-liquidating debt .. | 7,000.00 |
| Other capital debt .. | 1,845.00 |
| TOTAL DEDUCTIONS | \$54,607.00 |
| NET DEBT | \$31,793.00 |

| | |
|------------------------------------|--------------|
| Average Assessed Valuations | |
| Real Property 1950-1951-1952 .. | \$400,050.00 |
| Per Cent of Net Debt | 2.34 |

CURRENT FINANCES DECEMBER 31, 1952

| | |
|-------------------------------------|--------------------|
| Cash | \$27,418.24 |
| Taxes receivable | 5,000.14 |
| Tax title liens | 42,700.20 |
| Forfeited property | 4,275.51 |
| Accounts receivable | 800.26 |
| State road aid receivable | 482.37 |
| Emergencies and deferred charges .. | 55.37 |
| TOTAL ASSETS | \$84,372.12 |

| | |
|--|--------------------|
| Cash liabilities | \$8,005.20 |
| Reserves | \$2,700.42 |
| Surplus revenue | 20,196.61 |
| TOTAL LIABILITIES AND SURPLUS | \$30,902.23 |

WOODCLIFF LAKE BOROUGH—BERGEN COUNTY

Population Census, 1950—1,420 Land Area 3.8 sq. mi. Net Valuation Taxable \$1,782,708

EXPENDITURES AND REQUIRED PAYMENTS FOR 1952

| | |
|---|--------------------|
| General Government | |
| Administrative and executive | \$10,595.00 |
| Assessment and collection of taxes | 3,550.00 |
| Finance Department | |
| Protection to Persons & Property | |
| Fire | 6,000.00 |
| Police | 15,093.00 |
| Other | |
| Streets and Roads | |
| Repairs and maintenance | 4,550.00 |
| Street lighting | 2,000.00 |
| Sanitation | |
| Street cleaning | |
| Garbage and ash removal | |
| Sewers | |
| Health and Charities | |
| Health service | 1,020.00 |
| Poor (including relief) | 200.00 |
| Hospitals (aid and maintenance) | |
| Other | |
| Recreation | |
| Beaches and boardwalks | |
| Parks and playgrounds | 1,366.00 |
| Other | |
| Educational | |
| (Exclusive of school districts) .. | |
| Unclassified Purposes | |
| (Including contingent) | 800.00 |
| SUB-TOTAL—Municipal functions.. | \$45,174.00 |

| | |
|--|-----------------|
| Per Capita—Municipal functions | \$33.93 |
| Capital imp'ts and capital imp't fund | \$1,000.00 |
| Debt Service | |
| Principal payments .. | \$4,000.00 |
| Interest payments .. | 280.00 |
| Total | 4,280.00 |
| Per Capita Debt Service | \$3.01 |
| Deferred Charges and Statutory Expenditures | |
| Emergencies | \$520.00 |
| Other deferred chgs. | 822.50 |
| Total | 1,342.50 |

TOTAL—Municipal expenditures ... **\$54,796.50**

Required Payments for Local School, County, and Special District Taxes **\$0,294.90**

TOTAL EXPENDITURES AND REQUIRED PAYMENTS **\$135,091.40**

Reserve for uncollected taxes

\$9,039.78

GRAND TOTAL—Budget **\$144,131.13**

RECEIPTS AND REVENUES REALIZED IN 1952 TO MEET EXPENDITURES AND REQUIRED PAYMENTS

| | |
|---|---------------------|
| Surplus revenue appropriated .. | \$10,700.00 |
| Miscellaneous revenues realized .. | 19,900.65 |
| State aid revenues realized | 1,569.89 |
| Delinquent taxes including | |
| Liens—1952 collections | 3,396.50 |
| Current taxes—1952 collections .. | 111,663.41 |
| Emergency borrowings | |
| TOTAL RECEIPTS AND REVENUES REALIZED | \$147,230.45 |

CAPITAL OUTLAY—1952

| | |
|----------------------------------|-------------|
| Beaches and boardwalks | |
| Buildings and equipment | |
| Parks and playgrounds | |
| Sewers | |
| Streets, roads and bridges | \$19,502.46 |
| Water supply | |
| Other | |

| | |
|------------------------------|---------------|
| Tax rate | \$6.30 |
| Local school tax rate | 3.65 |
| County tax rate | 0.85 |
| Local purpose tax rate | 1.80 |

TAXES

| | |
|--|---------------------|
| Local school tax | \$65,079.13 |
| County taxes | 15,215.77 |
| Special district taxes | |
| Local purpose levy | \$80,294.90 |
| Total tax levy (tax duplicate) .. | \$112,190.87 |
| Per Capita Total Tax Levy | |
| | \$79.01 |

| | |
|---------------------------------------|--------------|
| Current | |
| 1952 taxes levied (total) | \$117,700.44 |
| Collected in 1952 | 111,663.41 |
| Per cent of levy collected in 1952 .. | 94.87 |
| Transferred to liens | 9.13 |
| Cancelled, abated or adjusted .. | 757.58 |
| Outstanding December 31, 1952 .. | \$5,270.32 |

| | |
|------------------------------------|------------|
| All Prior Years Outstanding | |
| Balance January 1, 1952 | \$3,495.77 |
| Collected in 1952 | 3,396.50 |
| Balance December 31, 1952 | \$10.22 |

| | |
|------------------------------------|----------|
| Tax Title Liens Outstanding | |
| Balance January 1, 1952 | \$456.13 |
| Redeemed by cash | |
| Balance December 31, 1952 | \$465.26 |

| | |
|---|------------|
| Property Acquired by Deed or Foreclosure | |
| Balance January 1, 1952 | \$1,850.00 |
| Sale for cash | |
| Balance December 31, 1952 | \$1,850.00 |

CAPITAL DEBT, DECEMBER 31, 1952

| | |
|------------------------------------|--------------------|
| Gross Debt | |
| School debt | \$7,659.00 |
| Self-liquidating debt | |
| Other capital debt .. | 28,990.00 |
| TOTAL GROSS DEBT | \$36,649.00 |
| Per Capita Gross Debt | \$25.81 |

| | |
|-------------------------------|--------------------|
| Deductions for | |
| School debt | \$7,659.00 |
| Self-liquidating debt | |
| Other capital debt .. | |
| TOTAL DEDUCTIONS | 7,659.00 |
| NET DEBT | \$28,990.00 |

| | |
|------------------------------------|----------------|
| Average Assessed Valuations | |
| Real Property 1950-1951-1952 .. | \$1,592,828.00 |
| Per Cent of Net Debt | 1.82 |

CURRENT FINANCES DECEMBER 31, 1952

| | |
|-------------------------------------|--------------------|
| Cash | \$39,719.53 |
| Taxes receivable | 5,280.54 |
| Tax title liens | 465.26 |
| Foreclosed property | 1,850.00 |
| Accounts receivable | 413.94 |
| State road aid receivable | |
| Emergencies and deferred charges .. | 3.30 |
| TOTAL ASSETS | \$47,732.57 |

| | |
|------------------------|------------|
| Cash liabilities | \$4,959.11 |
| Reserves | 8,009.74 |
| Surplus revenue | 34,763.72 |

TOTAL LIABILITIES AND SURPLUS **\$47,732.57**

WOODLAND TOWNSHIP—BURLINGTON COUNTY

Population Census, 1950—1,524

Land Area 95.38 sq. mi.

Net Valuation Taxable \$258,651

EXPENDITURES AND REQUIRED PAYMENTS FOR 1952

| | |
|---|--------------------|
| General Government | |
| Administrative and executive | \$2,924.00 |
| Assessment and collection of taxes | 2,175.00 |
| Finance Department | 300.00 |
| Protection to Persons & Property | |
| Fire | 1,150.00 |
| Police | 725.00 |
| Other | |
| Streets and Roads | |
| Repairs and maintenance | 7,317.77 |
| Street lighting | 725.00 |
| Sanitation | |
| Street cleaning | |
| Garbage and ash removal | |
| Sewers | |
| Health and Charities | |
| Health service | 275.00 |
| Poor (including relief) | 601.00 |
| Hospitals (aid and maintenance) | |
| Other | |
| Recreation | |
| Beaches and boardwalks | |
| Parks and playgrounds | |
| Other | |
| Educational | |
| (Exclusive of school districts) .. | |
| Unclassified Purposes | |
| (Including contingent) | 50.00 |
| SUB-TOTAL—Municipal functions.. | \$16,242.77 |

| | |
|--|-----------------|
| Per Capita—Municipal functions | \$10.66 |
| Capital imp'ts and capital imp't fund | |
| Debt Service | |
| Principal payments .. | \$500.00 |
| Interest payments .. | 30.00 |
| Total | \$530.00 |
| Per Capita Debt Service | \$0.35 |
| Deferred Charges and Statutory Expenditures | |
| Emergencies | \$300.00 |
| Other deferred chgs. | 530.37 |
| Total | \$30.37 |

| | |
|--|--------------------|
| TOTAL—Municipal expenditures .. | \$17,603.14 |
|--|--------------------|

| | |
|---|------------------|
| Required Payments for Local School, County, and Special District Taxes | 21,444.64 |
|---|------------------|

TOTAL EXPENDITURES AND REQUIRED PAYMENTS

| | |
|-------------------------------------|--------------------|
| | \$39,047.78 |
| Reserve for uncollected taxes | \$5,627.83 |
| GRAND TOTAL—Budget | \$44,675.66 |

RECEIPTS AND REVENUES REALIZED IN 1952 TO MEET EXPENDITURES AND REQUIRED PAYMENTS

| | |
|------------------------------------|------------|
| Surplus revenue appropriated .. | \$1,900.00 |
| Miscellaneous revenues realized .. | 8,804.34 |
| State aid revenues realized | 4,426.00 |
| Delinquent taxes including | |
| liens—1952 collections | 6,448.46 |
| Current taxes—1952 collections .. | 19,397.13 |
| Emergency borrowings | |

| | |
|---|--------------------|
| TOTAL RECEIPTS AND REVENUES REALIZED | \$40,975.93 |
|---|--------------------|

CAPITAL OUTLAY—1952

| | |
|----------------------------------|-------|
| Beaches and boardwalks | |
| Buildings and equipment | |
| Parks and playgrounds | |
| Sewers | |
| Streets, roads and bridges | |
| Water supply | |
| Other | |

| | |
|------------------------------|----------------|
| Tax rate | \$10.06 |
| Local school tax rate | 6.03 |
| County tax rate | 2.36 |
| Local purpose tax rate | 1.77 |

TAXES

| | | |
|--|--------------------|--------------------|
| Local school tax ... | \$13,590.59 | |
| County taxes | 5,854.05 | |
| Special district taxes | | |
| Local purpose levy | 4,550.00 | \$21,444.64 |
| Total tax levy (tax duplicate) .. | \$25,994.64 | |

Per Capita Total Tax Levy

| | |
|---------------------------------------|----------------|
| | \$17.06 |
| Current | |
| 1952 taxes levied (total) | \$26,222.05 |
| Collected in 1952 | 19,397.13 |
| Per cent of levy collected in 1952 .. | 73.97 |
| Transferred to liens | 1,554.45 |
| Cancelled, abated or adjusted .. | |
| Outstanding December 31, 1952 .. | \$5,270.47 |

| | |
|------------------------------------|------------|
| All Prior Years Outstanding | |
| Balance January 1, 1952 | \$9,116.05 |
| Collected in 1952 | 3,246.38 |
| Balance December 31, 1952 | \$5,768.72 |

| | |
|------------------------------------|-------------|
| Tax Title Liens Outstanding | |
| Balance January 1, 1952 | \$21,158.82 |
| Redeemed by cash | 3,202.08 |
| Balance December 31, 1952 | \$17,180.51 |

| | |
|---|-------|
| Property Acquired by Deed or Foreclosure | |
| Balance January 1, 1952 | |
| Sale for cash | |
| Balance December 31, 1952 | |

CAPITAL DEBT, DECEMBER 31, 1952

| | |
|-----------------------------|----------|
| Gross Debt | |
| School debt | |
| Self-liquidating debt | |
| Other capital debt .. | \$500.00 |

TOTAL GROSS DEBT

\$500.00

Per Capita Gross Debt

\$0.33

Deductions for

| | |
|-----------------------------|-------|
| School debt | |
| Self-liquidating debt | |
| Other capital debt .. | |

TOTAL DEDUCTIONS

\$500.00

NET DEBT

\$500.00

Average Assessed Valuations

Real Property 1950-1951-1952.. \$238,111.00

Per Cent of Net Debt

CURRENT FINANCES DECEMBER 31, 1952

| | |
|-------------------------------------|-------------|
| Cash | \$13,573.68 |
| Taxes receivable | 11,039.19 |
| Tax title liens | 17,180.51 |
| Foreclosed property | |
| Accounts receivable | 39.22 |
| State road aid receivable | |
| Emergencies and deferred charges .. | 513.10 |

TOTAL ASSETS

\$42,345.70

| | |
|------------------------|------------|
| Cash liabilities | \$7,635.48 |
| Reserves | 28,258.92 |
| Surplus revenue | 6,451.30 |

TOTAL LIABILITIES AND SURPLUS

\$42,345.70

WOODLYNNE BOROUGH—CAMDEN COUNTY

Population Census, 1950—2,776

Land Area 0.25 sq. mi.

Net Valuation Taxable \$2,321,115

| | |
|--|---------------------|
| EXPENDITURES AND REQUIRED PAYMENTS FOR 1952 | |
| General Government | |
| Administrative and executive | \$11,234.00 |
| Assessment and collection of taxes | 1,940.00 |
| Finance Department | |
| Protection to Persons & Property | |
| Fire | 2,282.00 |
| Police | 16,517.00 |
| Other | |
| Streets and Roads | |
| Repairs and maintenance | 2,000.00 |
| Street lighting | 2,825.00 |
| Sanitation | |
| Street cleaning | |
| Garbage and ash removal | 4,524.00 |
| Sewers | 4,893.00 |
| Health and Charities | |
| Health service | 450.00 |
| Poor (including relief) | 120.00 |
| Hospitals (aid and maintenance) | |
| Other | |
| Recreation | |
| Beaches and boardwalks | |
| Parks and playgrounds | 264.00 |
| Other | |
| Educational | |
| (Exclusive of school districts) .. | |
| Unclassified Purposes | |
| (Including contingent) | 1,838.00 |
| SUB-TOTAL—Municipal functions.. | \$48,887.00 |
| Per Capita—Municipal functions | \$17.61 |
| Capital imp'ts and capital imp't fund | \$646.94 |
| Debt Service | |
| Principal payments .. | \$14,000.00 |
| Interest payments .. | 3,632.50 |
| Total | 17,632.50 |
| Per Capita Debt | \$6.35 |
| Deferred Charges and Statutory Expenditures | |
| Emergencies | |
| Other deferred chgs. .. | \$4,248.52 |
| Total | 4,248.52 |
| TOTAL—Municipal expenditures .. | \$71,414.96 |
| Required Payments for Local School, County, and Special District Taxes | |
| | 97,265.02 |
| TOTAL EXPENDITURES AND REQUIRED PAYMENTS | \$168,679.98 |
| Reserve for uncollected taxes | \$15,193.60 |
| GRAND TOTAL—Budget | \$183,873.58 |
| RECEIPTS AND REVENUES REALIZED IN 1952 TO MEET EXPENDITURES AND REQUIRED PAYMENTS | |
| Surplus revenue appropriated .. | \$13,000.00 |
| Miscellaneous revenues realized .. | 18,761.54 |
| State aid revenues realized | 1,732.10 |
| Delinquent taxes including | |
| liens—1952 collections | 9,290.45 |
| current taxes—1952 collections .. | 139,423.04 |
| Emergency borrowings | |
| TOTAL RECEIPTS AND REVENUES REALIZED | \$182,207.13 |
| CAPITAL OUTLAY—1952 | |
| Beaches and boardwalks | |
| Buildings and equipment | |
| Parks and playgrounds | |
| Sewers | |
| Streets, roads and bridges | \$4,984.71 |
| Water supply | |
| Other | |

| | |
|---|---------------------|
| Tax rate | \$6.42 |
| Local school tax rate | 2.60 |
| County tax rate | 1.59 |
| Local purpose tax rate | 2.23 |
| TAXES | |
| Local school tax ... | \$60,425.00 |
| County taxes | 36,840.02 |
| Special district taxes | |
| Local purpose levy | \$97,265.02 |
| | 51,726.06 |
| Total tax levy (tax duplicate) .. | \$148,991.08 |
| Per Capita Total Tax Levy | \$53.67 |
| Current | |
| 1952 taxes levied (total) | \$150,760.13 |
| Collected in 1952 | 139,423.04 |
| Per cent of levy collected in 1952 ... | 92.48 |
| Transferred to liens | |
| Cancelled, abated or adjusted | 680.52 |
| Outstanding December 31, 1952 .. | \$10,656.57 |
| All Prior Years Outstanding | |
| Balance January 1, 1952 | \$14,477.95 |
| Collected in 1952 | 9,290.45 |
| Balance December 31, 1952 | \$4,042.14 |
| Tax Title Liens Outstanding | |
| Balance January 1, 1952 | \$581.18 |
| Redeemed by cash | |
| Balance December 31, 1952 | |
| Property Acquired by Deed or Foreclosure | |
| Balance January 1, 1952 | \$6,540.00 |
| Sale for cash | 1,200.00 |
| Balance December 31, 1952 | \$5,590.00 |
| CAPITAL DEBT, DECEMBER 31, 1952 | |
| Gross Debt | |
| School debt | |
| Self-liquidating debt .. | |
| Other capital debt .. | \$106,500.00 |
| TOTAL GROSS DEBT | \$106,500.00 |
| Per Capita Gross Debt | \$38.36 |
| Deductions for | |
| School debt | |
| Self-liquidating debt .. | |
| Other capital debt .. | \$500.00 |
| TOTAL DEDUCTIONS | 500.00 |
| NET DEBT | \$106,000.00 |
| Average Assessed Valuations | |
| Real Property 1950-1951-1952 .. | \$2,066,395.00 |
| Per Cent of Net Debt | 5.12 |
| CURRENT FINANCES DECEMBER 31, 1952 | |
| Cash | \$48,158.61 |
| Taxes receivable | 14,698.71 |
| Tax title liens | |
| Foreclosed property | 5,590.00 |
| Accounts receivable | 5,775.67 |
| State road aid receivable | |
| Emergencies and deferred charges .. | 27.24 |
| TOTAL ASSETS | \$74,250.23 |
| Cash liabilities | \$8,513.62 |
| Reserves | 26,064.38 |
| Surplus revenue | 39,672.23 |
| TOTAL LIABILITIES AND SURPLUS | \$74,250.23 |

WOOD-RIDGE BOROUGH—BERGEN COUNTY

Population Census, 1950—6,283

Land Area 1.1 sq. mi.

Net Valuation Taxable \$10,970,408

| | |
|--|---------------------|
| EXPENDITURES AND REQUIRED PAYMENTS FOR 1952 | |
| General Government | |
| Administrative and executive | \$35,366.00 |
| Assessment and collection of taxes | 8,945.00 |
| Finance Department | |
| Protection to Persons & Property | |
| Fire | 19,325.00 |
| Police | 86,807.97 |
| Other | |
| Streets and Roads | |
| Repairs and maintenance | 23,032.00 |
| Street lighting | 11,880.00 |
| Sanitation | |
| Street cleaning | |
| Garbage and ash removal | 48,976.02 |
| Sewers | 23,800.00 |
| Health and Charities | |
| Health service | 5,550.00 |
| Poor (including relief) | 700.00 |
| Hospitals (aid and maintenance) | |
| Other | |
| Recreation | |
| Beaches and boardwalks | |
| Parks and playgrounds | 2,400.00 |
| Other | 4,525.00 |
| Educational | |
| (Exclusive of school districts) .. | 7,975.00 |
| Unclassified Purposes | |
| (Including contingent) | 10,887.00 |
| SUB-TOTAL—Municipal functions.. | \$290,168.99 |

| | |
|--|-------------------|
| Per Capita—Municipal functions | \$46.18 |
| Capital imp'ts and capital imp't fund .. | \$7,581.01 |
| Debt Service | |
| Principal payments .. | \$43,000.00 |
| Interest payments .. | 8,522.25 |
| Total | 51,522.25 |
| Per Capita Debt Service | |
| | \$8.20 |
| Deferred Charges and Statutory Expenditures | |
| Emergencies | \$1,500.00 |
| Other deferred chgs. | 114,242.66 |
| Total | 115,742.66 |

| | |
|---|---------------------|
| TOTAL—Municipal expenditures ... | \$465,014.91 |
| Required Payments for Local School, County, and Special District Taxes | |
| | 231,420.66 |

| | |
|---|---------------------|
| TOTAL EXPENDITURES AND REQUIRED PAYMENTS | \$696,435.57 |
| Reserve for uncollected taxes | \$22,801.22 |
| GRAND TOTAL—Budget | \$719,236.79 |

| | |
|--|---------------------|
| RECEIPTS AND REVENUES REALIZED IN 1952 TO MEET EXPENDITURES AND REQUIRED PAYMENTS | |
| Surplus revenue appropriated .. | \$58,000.00 |
| Miscellaneous revenues realized .. | 67,869.95 |
| State aid revenues realized | 6,828.34 |
| Delinquent taxes including | |
| liens—1952 collections | 11,193.42 |
| current taxes—1952 collections .. | 565,979.71 |
| Emergency borrowings | |
| TOTAL RECEIPTS AND REVENUES REALIZED | \$709,870.42 |

| | |
|----------------------------------|--------------|
| CAPITAL OUTLAY—1952 | |
| Beaches and boardwalks | |
| Buildings and equipment | \$149,080.86 |
| Parks and playgrounds | |
| Sewers | 1,100.83 |
| Streets, roads and bridges | 3,687.39 |
| Water supply | |
| Other | |

| | |
|------------------------------|---------------|
| Tax rate | \$5.22 |
| Local school tax rate | 1.30 |
| County tax rate | 0.81 |
| Local purpose tax rate | 3.11 |

| | |
|------------------------------|--------------|
| TAXES | |
| Local school tax ... | \$142,123.30 |
| County taxes | 89,297.36 |
| Special district taxes | |

| | |
|--|---------------------|
| Local purpose levy | \$231,420.66 |
| | 342,412.01 |
| Total tax levy (tax duplicate) .. | \$573,832.67 |

| | |
|--|----------------|
| Per Capita Total Tax Levy | \$91.33 |
|--|----------------|

| | |
|--|--------------|
| Current | |
| 1952 taxes levied (total) | \$579,419.80 |
| Collected in 1952 | 565,979.71 |
| Per cent of levy collected in 1952 ... | 97.68 |
| Transferred to liens | 104.40 |
| Cancelled, abated or adjusted | 1,317.01 |
| Outstanding December 31, 1952 .. | \$12,018.68 |

| | |
|------------------------------------|-------------|
| All Prior Years Outstanding | |
| Balance January 1, 1952 | \$12,088.93 |
| Collected in 1952 | 11,193.42 |
| Balance December 31, 1952 | \$875.87 |

| | |
|------------------------------------|------------|
| Tax Title Liens Outstanding | |
| Balance January 1, 1952 | \$1,357.26 |
| Redeemed by cash | |
| Balance December 31, 1952 | \$1,461.66 |

| | |
|---|-------------|
| Property Acquired by Deed or Foreclosure | |
| Balance January 1, 1952 | \$20,291.00 |
| Sale for cash | 9,625.00 |
| Balance December 31, 1952 | \$16,801.00 |

| | |
|--|---------------------|
| CAPITAL DEBT, DECEMBER 31, 1952 | |
| Gross Debt | |
| School debt | \$524,000.00 |
| Self-liquidating debt. | |
| Other capital debt .. | 440,135.00 |
| TOTAL GROSS DEBT | \$964,135.00 |

| | |
|------------------------------------|-----------------|
| Per Capita Gross Debt | \$153.45 |
|------------------------------------|-----------------|

| | |
|-------------------------------|-------------------|
| Deductions for | |
| School debt | \$524,000.00 |
| Self-liquidating debt. | |
| Other capital debt .. | |
| TOTAL DEDUCTIONS | 524,000.00 |

| | |
|-----------------------|---------------------|
| NET DEBT | \$440,135.00 |
|-----------------------|---------------------|

| | |
|------------------------------------|----------------|
| Average Assessed Valuations | |
| Real Property 1950-1951-1952 .. | \$8,293,788.00 |
| Per Cent of Net Debt | 5.30 |

| | |
|---|---------------------|
| CURRENT FINANCES DECEMBER 31, 1952 | |
| Cash | \$115,102.08 |
| Taxes receivable | 12,894.55 |
| Tax title liens | 1,461.66 |
| Foreclosed property | 16,801.00 |
| Accounts receivable | 4,956.13 |
| State road aid receivable | |
| Emergencies and deferred charges .. | 25,221.12 |
| TOTAL ASSETS | \$176,436.54 |

| | |
|------------------------|-------------|
| Cash liabilities | \$52,228.81 |
| Reserves | 36,113.31 |
| Surplus revenue | 88,094.39 |

| | |
|--|---------------------|
| TOTAL LIABILITIES AND SURPLUS | \$176,436.54 |
|--|---------------------|

WOODSTOWN BOROUGH—SALEM COUNTY

Population Census, 1950—2,345

Land Area 1.48 sq. mi.

Net Valuation Taxable \$2,222,819

EXPENDITURES AND RE-REQUIRED PAYMENTS FOR 1952

| | |
|---|--------------------|
| General Government | |
| Administrative and executive | \$8,250.00 |
| Assessment and collection of taxes | 2,950.00 |
| Finance Department | |
| Protection to Persons & Property | |
| Fire | 4,750.00 |
| Police | 17,770.00 |
| Other | |
| Streets and Roads | |
| Repairs and maintenance | 4,772.23 |
| Street lighting | 5,500.00 |
| Sanitation | |
| Street cleaning | |
| Garbage and ash removal | 3,400.00 |
| Sewers | |
| Health and Charities | |
| Health service | 475.00 |
| Poor (including relief) | 800.00 |
| Hospitals (aid and maintenance) | |
| Other | |
| Recreation | |
| Beaches and boardwalks | |
| Parks and playgrounds | 800.00 |
| Other | |
| Educational | |
| (Exclusive of school districts) .. | 750.00 |
| Unclassified Purposes | |
| (Including contingent) | 850.00 |
| SUB-TOTAL—Municipal functions.. | \$51,067.23 |

| | |
|--|------------------|
| Per Capita—Municipal functions | |
| Capital imp'ts and capital imp't fund | \$21.78 |
| Debt Service | \$6,500.00 |
| Principal payments .. | \$2,000.00 |
| Interest payments .. | 585.00 |
| Total | 2,585.00 |
| Per Capita Debt Service | |
| | \$1.10 |
| Deferred Charges and Statutory Expenditures | |
| Emergencies | |
| Other deferred chgs. | \$10,951.47 |
| Total | 10,951.47 |

TOTAL—Municipal expenditures ... \$71,103.70
Required Payments for Local School, County, and Special District Taxes
TOTAL EXPENDITURES AND REQUIRED PAYMENTS

Reserve for uncollected taxes

GRAND TOTAL—Budget
RECEIPTS AND REVENUES REALIZED IN 1952 TO MEET EXPENDITURES AND RE-REQUIRED PAYMENTS

| | |
|---|---------------------|
| Surplus revenue appropriated .. | \$34,527.52 |
| Miscellaneous revenues realized. | 30,434.72 |
| State aid revenues realized | 10,329.28 |
| Delinquent taxes including | |
| Hens—1952 collections | 7,192.33 |
| Current taxes—1952 collections.. | 145,774.54 |
| Emergency borrowings | |
| TOTAL RECEIPTS AND REVENUES REALIZED | \$228,258.39 |

CAPITAL OUTLAY—1952

| | |
|----------------------------------|-------|
| Beaches and boardwalks | |
| Buildings and equipment | |
| Parks and playgrounds | |
| Sewers | |
| Streets, roads and bridges | |
| Water supply | |
| Other | |

| | |
|------------------------------|---------------|
| Tax rate | \$6.81 |
| Local school tax rate | 4.35 |
| County tax rate | 1.13 |
| Local purpose tax rate | 1.33 |

TAXES

| | |
|------------------------------|-------------|
| Local school tax ... | \$96,675.49 |
| County taxes | 25,132.76 |
| Special district taxes | |

Local purpose levy

Total tax levy (tax duplicate) ..
Per Capita Total Tax Levy
Current

| | |
|--|--------------|
| 1952 taxes levied (total) | \$154,012.04 |
| Collected in 1952 | 145,774.54 |
| Per cent of levy collected in 1952 ... | 94.65 |
| Transferred to liens | 34.05 |
| Cancelled, abated or adjusted ... | 68.20 |
| Outstanding December 31, 1952 .. | \$8,135.25 |

All Prior Years Outstanding

| | |
|---------------------------------|------------|
| Balance January 1, 1952 | \$7,611.00 |
| Collected in 1952 | 7,192.33 |
| Balance December 31, 1952 | \$286.94 |

Tax Title Liens Outstanding

| | |
|---------------------------------|----------|
| Balance January 1, 1952 | \$488.90 |
| Redeemed by cash .. | |
| Balance December 31, 1952 | \$522.95 |

Property Acquired by Deed or Foreclosure

| | |
|---------------------------------|-------|
| Balance January 1, 1952 | |
| Sale for cash | |
| Balance December 31, 1952 | |

CAPITAL DEBT, DECEMBER 31, 1952
Gross Debt

| | |
|--------------------------|--------------|
| School debt | \$163,610.00 |
| Self-liquidating debt .. | |
| Other capital debt .. | 12,000.00 |

TOTAL GROSS DEBT
Per Capita Gross Debt
Deductions for

| | |
|--------------------------|--------------|
| School debt | \$152,472.00 |
| Self-liquidating debt .. | |
| Other capital debt .. | |

TOTAL DEDUCTIONS
NET DEBT
Average Assessed Valuations
Real Property 1950-1951-1952..
Per Cent of Net Debt
CURRENT FINANCES DECEMBER 31, 1952

| | |
|-------------------------------------|-------------|
| Cash | \$65,012.87 |
| Taxes receivable | 8,422.19 |
| Tax title liens | 522.95 |
| Foreclosed property | |
| Accounts receivable | 1,494.38 |
| State road aid receivable | 4,356.09 |
| Emergencies and deferred charges .. | |

TOTAL ASSETS

| | |
|------------------------|------------|
| Cash liabilities | \$4,073.21 |
| Reserves | 10,439.52 |
| Surplus revenue | 65,295.75 |

TOTAL LIABILITIES AND SURPLUS

WOOLWICH TOWNSHIP—GLOUCESTER COUNTY

Population Census, 1950—1,343

Land Area 21.45 sq. mi.

Net Valuation Taxable \$1,437,513

| | |
|--|--------------------|
| EXPENDITURES AND REQUIRED PAYMENTS FOR 1952 | |
| General Government | |
| Administrative and executive . . . | \$7,721.00 |
| Assessment and collection of taxes | 3,100.00 |
| Finance Department | 625.00 |
| Protection to Persons & Property | |
| Fire | 1,432.30 |
| Police | 3,596.70 |
| Other | |
| Streets and Roads | |
| Repairs and maintenance | 19,000.00 |
| Street lighting | 300.00 |
| Sanitation | |
| Street cleaning | |
| Garbage and ash removal | |
| Sewers | |
| Health and Charities | |
| Health service | 325.00 |
| Poor (including relief) | 1,325.00 |
| Hospitals (aid and maintenance) | |
| Other | 400.00 |
| Recreation | |
| Beaches and boardwalks | |
| Parks and playgrounds | |
| Other | |
| Educational | |
| (Exclusive of school districts) | |
| Unclassified Purposes | |
| (Including contingent) | 400.00 |
| SUB-TOTAL—Municipal functions.. | \$38,225.00 |

| | |
|--|------------------|
| Per Capita—Municipal functions | \$28.46 |
| Capital imp'ts and capital imp't fund | \$3,500.00 |
| Debt Service | |
| Principal payments | |
| Interest payments | |
| Total | |
| Per Capita Debt Service | |
| Deferred Charges and Statutory Expenditures | |
| Emergencies | |
| Other deferred chgs. | \$3,500.00 |
| Total | 3,500.00 |

| | |
|---|--------------------|
| TOTAL—Municipal expenditures | \$45,225.00 |
|---|--------------------|

| | |
|---|------------------|
| Required Payments for Local School, County, and Special District Taxes | 59,170.41 |
|---|------------------|

| | |
|---|---------------------|
| TOTAL EXPENDITURES AND REQUIRED PAYMENTS | \$104,395.41 |
|---|---------------------|

| | |
|---|---------------------|
| Reserve for uncollected taxes | \$20,089.23 |
| GRAND TOTAL—Budget | \$124,484.64 |

| | |
|--|---------------------|
| RECEIPTS AND REVENUES REALIZED IN 1952 TO MEET EXPENDITURES AND REQUIRED PAYMENTS | |
| Surplus revenue appropriated | \$22,379.47 |
| Miscellaneous revenues realized | 15,563.11 |
| State aid revenues realized | 11,546.00 |
| Delinquent taxes including | |
| liens—1952 collections | 4,370.05 |
| Current taxes—1952 collections.. | 63,408.31 |
| Emergency borrowings | |
| TOTAL RECEIPTS AND REVENUES REALIZED | \$117,766.94 |

| | |
|--------------------------------------|-----------|
| CAPITAL OUTLAY—1952 | |
| Beaches and boardwalks | |
| Buildings and equipment | |
| Parks and playgrounds | |
| Sewers | |
| Streets, roads and bridges | |
| Water supply | |
| Other | |

| | |
|----------------------------------|---------------|
| Tax rate | \$5.90 |
| Local school tax rate | 3.09 |
| County tax rate | 1.02 |
| Local purpose tax rate | 1.79 |

| | |
|---|--------------------|
| TAXES | |
| Local school tax | \$44,443.69 |
| County taxes | 14,726.72 |
| Special district taxes | |
| Local purpose levy | \$59,170.41 |
| Total tax levy (tax duplicate) | \$84,459.17 |

| | |
|--|----------------|
| Per Capita Total Tax Levy | \$62.89 |
|--|----------------|

| | |
|--|-------------|
| Current | |
| 1952 taxes levied (total) | \$84,815.05 |
| Collected in 1952 | 63,408.31 |
| Per cent of levy collected in 1952 | 74.76 |
| Transferred to liens | 118.00 |
| Cancelled, abated or adjusted | 5,900.00 |
| Outstanding December 31, 1952 | \$15,388.74 |

| | |
|-------------------------------------|------------|
| All Prior Years Outstanding | |
| Balance January 1, 1952 | \$8,869.90 |
| Collected in 1952 | 4,811.65 |
| Balance December 31, 1952 | \$3,706.21 |

| | |
|-------------------------------------|------------|
| Tax Title Liens Outstanding | |
| Balance January 1, 1952 | \$1,054.92 |
| Redeemed by cash | 58.40 |
| Balance December 31, 1952 | \$1,145.80 |

| | |
|---|-----------|
| Property Acquired by Deed or Foreclosure | |
| Balance January 1, 1952 | |
| Sale for cash | |
| Balance December 31, 1952 | |

| | |
|--|-------------|
| CAPITAL DEBT, DECEMBER 31, 1952 | |
| Gross Debt | |
| School debt | \$35,891.00 |
| Self-liquidating debt. | |
| Other capital debt | |

| | |
|--|--------------------|
| TOTAL GROSS DEBT | \$35,891.00 |
| Per Capita Gross Debt | \$26.72 |

| | |
|--------------------------------|-------------|
| Deductions for | |
| School debt | \$35,891.00 |
| Self-liquidating debt. | |
| Other capital debt | |

| | |
|-----------------------------------|------------------|
| TOTAL DEDUCTIONS | 35,891.00 |
| NET DEBT | |

| | |
|---------------------------------------|------------------|
| Average Assessed Valuations | |
| Real Property 1950-1951-1952.. | \$1,005,325.00 |
| Per Cent of Net Debt | |

| | |
|--|-------------|
| CURRENT FINANCES DECEMBER 31, 1952 | |
| Cash | \$60,550.17 |
| Taxes receivable | 19,094.95 |
| Tax title liens | 1,145.80 |
| Foreclosed property | 347.00 |
| Accounts receivable | |
| State road aid receivable | 2,000.00 |
| Emergencies and deferred charges | |

| | |
|-------------------------------|--------------------|
| TOTAL ASSETS | \$83,137.92 |
| Cash liabilities | \$13,083.09 |
| Reserves | 20,587.75 |
| Surplus revenue | 49,467.08 |

| | |
|--|--------------------|
| TOTAL LIABILITIES AND SURPLUS | \$83,137.92 |
|--|--------------------|

WRIGHTSTOWN BOROUGH—BURLINGTON COUNTY

Population Census, 1950—1,199

Land Area 0.97 sq. mi.

Net Valuation Taxable \$754,738

| | |
|--|--------------------|
| EXPENDITURES AND REQUIRED PAYMENTS FOR 1952 | |
| General Government | |
| Administrative and executive . . . | \$4,348.74 |
| Assessment and collection of taxes | 504.50 |
| Finance Department | 125.00 |
| Protection to Persons & Property | |
| Fire | 577.11 |
| Police | 970.67 |
| Other | |
| Streets and Roads | |
| Repairs and maintenance | 2,253.86 |
| Street lighting | 370.38 |
| Sanitation | |
| Street cleaning | |
| Garbage and ash removal | 2,712.00 |
| Sewers | 7,393.06 |
| Health and Charities | |
| Health service | 3,600.00 |
| Poor (including relief) | |
| Hospitals (aid and maintenance) | |
| Other | |
| Recreation | |
| Beaches and boardwalks | |
| Parks and playgrounds | |
| Other | |
| Educational | |
| (Exclusive of school districts) | |
| Unclassified Purposes | |
| (Including contingent) | 5.75 |
| SUB-TOTAL—Municipal functions.. | \$22,861.07 |
| Per Capita—Municipal functions | |
| Capital imp'ts and capital imp't fund | \$19.07 |
| Debt Service | \$500.00 |
| Principal payments | \$3,000.00 |
| Interest payments | 495.93 |
| Total | 3,495.93 |
| Per Capita Debt Service | |
| Deferred Charges and Statutory Expenditures | \$2.92 |
| Emergencies | |
| Other deferred chgs. | \$10,814.02 |
| Total | 10,814.02 |
| TOTAL—Municipal expenditures | \$37,671.02 |
| Required Payments for Local School, County, and Special District Taxes | |
| Total | 29,966.22 |
| TOTAL EXPENDITURES AND REQUIRED PAYMENTS | |
| Reserve for uncollected taxes | \$3,898.81 |
| GRAND TOTAL—Budget | \$71,536.05 |
| RECEIPTS AND REVENUES REALIZED IN 1952 TO MEET EXPENDITURES AND REQUIRED PAYMENTS | |
| Surplus revenue appropriated | \$6,500.00 |
| Miscellaneous revenues realized. | 16,389.88 |
| State aid revenues realized | 1,674.00 |
| Delinquent taxes including | |
| Liens—1952 collections | 2,542.30 |
| Current taxes—1952 collections.. | 31,921.36 |
| Emergency borrowings | |
| TOTAL RECEIPTS AND REVENUES REALIZED | \$59,027.54 |
| CAPITAL OUTLAY—1952 | |
| Beaches and boardwalks | |
| Buildings and equipment | |
| Parks and playgrounds | |
| Sewers | |
| Streets, roads and bridges | |
| Water supply | |
| Other | |

| | |
|---|--------------------|
| Tax rate | \$4.82 |
| Local school tax rate | 1.71 |
| County tax rate | 2.26 |
| Local purpose tax rate | 0.85 |
| TAXES | |
| Local school tax | \$12,884.25 |
| County taxes | 17,081.97 |
| Special district taxes | |
| Local purpose levy | \$29,966.22 |
| Total tax levy (tax duplicate) | \$36,295.05 |
| Per Capita Total Tax Levy | |
| \$30.27 | |
| Current | |
| 1952 taxes levied (total) | \$36,248.10 |
| Collected in 1952 | 31,921.36 |
| Per cent of levy collected in 1952 | 88.06 |
| Transferred to liens | |
| Cancelled, abated or adjusted | 31.33 |
| Outstanding December 31, 1952 | \$4,295.41 |
| All Prior Years Outstanding | |
| Balance January 1, 1952 | \$4,664.71 |
| Collected in 1952 | 2,542.30 |
| Balance December 31, 1952 | \$2,186.76 |
| Tax Title Liens Outstanding | |
| Balance January 1, 1952 | \$261.99 |
| Redeemed by cash | |
| Balance December 31, 1952 | \$261.99 |
| Property Acquired by Deed or Foreclosure | |
| Balance January 1, 1952 | |
| Sale for cash | |
| Balance December 31, 1952 | |
| CAPITAL DEBT, DECEMBER 31, 1952 | |
| Gross Debt | |
| School debt | \$10,071.00 |
| Self-liquidating debt | |
| Other capital debt | 8,000.00 |
| TOTAL GROSS DEBT | \$18,071.00 |
| Per Capita Gross Debt | |
| \$15.07 | |
| Deductions for | |
| School debt | \$10,071.00 |
| Self-liquidating debt | |
| Other capital debt | |
| TOTAL DEDUCTIONS | 10,071.00 |
| NET DEBT | \$8,000.00 |
| Average Assessed Valuations | |
| Real Property 1950-1951-1952.. | \$462,034.00 |
| Per Cent of Net Debt | 1.73 |
| CURRENT FINANCES DECEMBER 31, 1952 | |
| Cash | \$7,970.80 |
| Taxes receivable | 6,482.17 |
| Tax title liens | 261.99 |
| Foreclosed property | |
| Accounts receivable | 5,486.05 |
| State road aid receivable | |
| Emergencies and deferred charges | 11,741.98 |
| TOTAL ASSETS | \$31,942.99 |
| Cash liabilities | \$12,469.97 |
| Reserves | 12,230.21 |
| Surplus revenue | 7,242.81 |
| TOTAL LIABILITIES AND SURPLUS | \$31,942.99 |

WYCKOFF TOWNSHIP—BERGEN COUNTY

Population Census, 1950—5,590

Land Area 7.9 sq. mi.

Net Valuation Taxable \$5,793,481

| | |
|--|---------------------|
| EXPENDITURES AND REQUIRED PAYMENTS FOR 1952 | |
| General Government | |
| Administrative and executive | \$26,839.00 |
| Assessment and collection of taxes | 10,230.00 |
| Finance Department | 2,575.00 |
| Protection to Persons & Property | |
| Fire | 10,275.00 |
| Police | 30,525.00 |
| Other | |
| Streets and Roads | |
| Repairs and maintenance | 22,840.00 |
| Street lighting | 7,700.00 |
| Sanitation | |
| Street cleaning | |
| Garbage and ash removal | |
| Sewers | |
| Health and Charities | |
| Health service | 8,260.00 |
| Poor (including relief) | 1,325.00 |
| Hospitals (aid and maintenance) | |
| Other | |
| Recreation | |
| Beaches and boardwalks | |
| Parks and playgrounds | |
| Other | |
| Educational | |
| (Exclusive of school districts) .. | 1,450.00 |
| Unclassified Purposes | |
| (Including contingent) | 1,200.00 |
| SUB-TOTAL—Municipal functions.. | \$123,219.00 |

| | |
|--|------------------|
| Per Capita—Municipal functions | \$22.04 |
| Capital imp'ts and capital imp't fund | \$76,000.00 |
| Debt Service | |
| Principal payments .. | \$8,000.00 |
| Interest payments .. | 100.00 |
| Total | 8,100.00 |
| Per Capita Debt Service | |
| Deferred Charges and Statutory Expenditures | \$1.45 |
| Emergencies | \$10,000.00 |
| Other deferred chgs. | |
| Total | 10,000.00 |

| | |
|--|---------------------|
| TOTAL—Municipal expenditures .. | \$217,319.00 |
|--|---------------------|

| | |
|---|-------------------|
| Required Payments for Local School, County, and Special District Taxes | 338,278.27 |
|---|-------------------|

| | |
|---|---------------------|
| TOTAL EXPENDITURES AND REQUIRED PAYMENTS | \$555,597.27 |
|---|---------------------|

| | |
|-------------------------------------|-------------|
| Reserve for uncollected taxes | \$42,443.73 |
|-------------------------------------|-------------|

| | |
|---------------------------------|---------------------|
| GRAND TOTAL—Budget | \$598,041.00 |
|---------------------------------|---------------------|

| | |
|--|---------------------|
| RECEIPTS AND REVENUES REALIZED IN 1952 TO MEET EXPENDITURES AND REQUIRED PAYMENTS | |
| Surplus revenue appropriated .. | \$43,000.00 |
| Miscellaneous revenues realized .. | 63,981.34 |
| State aid revenues realized | 15,480.22 |
| Delinquent taxes including | |
| liens—1952 collections | 18,214.19 |
| Current taxes—1952 collections .. | 412,554.02 |
| Emergency borrowings | |
| TOTAL RECEIPTS AND REVENUES REALIZED | \$553,229.77 |

CAPITAL OUTLAY—1952

| | |
|----------------------------------|-------------|
| Beaches and boardwalks | |
| Buildings and equipment | |
| Parks and playgrounds | |
| Sewers | |
| Streets, roads and bridges | \$33,996.74 |
| Water supply | |
| Other | 7,000.00 |

| | |
|------------------------------|---------------|
| Tax rate | \$7.35 |
| Local school tax rate | 5.03 |
| County tax rate | 0.80 |
| Local purpose tax rate | 1.52 |

TAXES

| | | |
|--|---------------------|--|
| Local school tax ... | \$291,684.90 | |
| County taxes | 46,593.37 | |
| Special district taxes | | |
| Local purpose levy | 88,153.39 | |
| Total tax levy (tax duplicate) .. | \$426,431.66 | |

| | |
|--|----------------|
| Per Capita Total Tax Levy | \$76.28 |
|--|----------------|

| | |
|---------------------------------------|--------------|
| Current | |
| 1952 taxes levied (total) | \$431,877.89 |
| Collected in 1952 | 412,554.02 |
| Per cent of levy collected in 1952 .. | 95.53 |
| Transferred to liens | 234.84 |
| Cancelled, abated or adjusted .. | 2,065.78 |
| Outstanding December 31, 1952 .. | \$17,023.25 |

| | |
|------------------------------------|-------------|
| All Prior Years Outstanding | |
| Balance January 1, 1952 | \$19,235.89 |
| Collected in 1952 | 17,936.23 |
| Balance December 31, 1952 | \$343.18 |

| | |
|------------------------------------|------------|
| Tax Title Liens Outstanding | |
| Balance January 1, 1952 | \$2,952.67 |
| Redeemed by cash | 277.96 |
| Balance December 31, 1952 | \$2,910.36 |

| | |
|---|------------|
| Property Acquired by Deed or Foreclosure | |
| Balance January 1, 1952 | \$5,000.00 |
| Sale for cash | |
| Balance December 31, 1952 | \$5,220.00 |

CAPITAL DEBT, DECEMBER 31, 1952

| | |
|-----------------------------|--------------|
| Gross Debt | |
| School debt | \$675,000.00 |
| Self-liquidating debt | |
| Other capital debt .. | 41,500.00 |

| | |
|-------------------------------|---------------------|
| TOTAL GROSS DEBT | \$716,500.00 |
|-------------------------------|---------------------|

| | |
|------------------------------------|-----------------|
| Per Capita Gross Debt | \$128.18 |
|------------------------------------|-----------------|

| | |
|-----------------------------|--------------|
| Deductions for | |
| School debt | \$304,645.00 |
| Self-liquidating debt | |
| Other capital debt .. | |

| | |
|-------------------------------|-------------------|
| TOTAL DEDUCTIONS | 304,645.00 |
|-------------------------------|-------------------|

| | |
|-----------------------|---------------------|
| NET DEBT | \$411,855.00 |
|-----------------------|---------------------|

| | |
|------------------------------------|----------------|
| Average Assessed Valuations | |
| Real Property 1950-1951-1952 .. | \$5,077,418.00 |
| Per Cent of Net Debt | 8.11 |

CURRENT FINANCES DECEMBER 31, 1952

| | |
|-------------------------------------|--------------|
| Cash | \$163,884.46 |
| Taxes receivable | 17,366.43 |
| Tax title liens | 2,910.36 |
| Foreclosed property | 5,220.00 |
| Accounts receivable | 1,048.79 |
| State road aid receivable | 10,000.00 |
| Emergencies and deferred charges .. | 41,500.00 |

| | |
|---------------------------|---------------------|
| TOTAL ASSETS | \$241,930.04 |
|---------------------------|---------------------|

| | |
|------------------------|-------------|
| Cash liabilities | \$54,199.65 |
| Reserves | 26,545.58 |
| Surplus revenue | 161,184.81 |

| | |
|--|---------------------|
| TOTAL LIABILITIES AND SURPLUS | \$241,930.04 |
|--|---------------------|

TABLE 9
STATEMENT OF MUNICIPALLY OPERATED UTILITIES FOR THE YEAR 1952

| MUNICIPALITY | TYPE OF UTILITY | Total Expenditures and Required Payments for 1952 | Operating Costs | DEBT SERVICE | | | Deferred Charges and Emergencies | Surplus to Municipal Operations | Total Receipts and Revenues Realized in 1952 | Surplus | Rents | Receipts from Municipal Budget for Services Rendered Municipality | | Deficit from 1952 Tax Levy |
|--------------------------|-----------------------|---|-----------------|--------------------|-------------------|----------------------|----------------------------------|---------------------------------|--|-------------|------------|---|------------|----------------------------|
| | | | | Principal Payments | Interest Payments | Capital Improvements | | | | | | Miscellaneous | | |
| Allendale Boro. | Water | \$25,500.00 | \$16,000.00 | | | \$1,500.00 | \$8,000.00 | \$27,694.66 | \$4,000.00 | \$16,582.29 | \$5,000.00 | \$2,112.37 | | |
| Allenhurst Boro. | Water and Sewer Joint | 24,935.37 | 19,901.32 | \$2,000.00 | \$546.66 | 2,467.39 | | 28,431.88 | 4,640.00 | 20,860.92 | 2,790.00 | 140.96 | | |
| Allentown Boro. | Water | 20,000.00 | 12,000.00 | | | 6,000.00 | 2,000.00 | 19,574.22 | 2,103.80 | 9,573.35 | 1,500.00 | 519.11 | \$5,676.16 | |
| Alpha Boro. | Water | 11,350.00 | 7,575.84 | 1,000.00 | 274.16 | 2,500.00 | | 12,928.00 | | 10,078.00 | 2,850.00 | | | |
| Andover Boro. | Water | 7,610.22 | 3,000.00 | 1,300.00 | 740.00 | 1,500.00 | 970.22 | 7,554.48 | 2,076.41 | 3,976.07 | 1,500.00 | | | |
| Asbury Park City | Water | 118,027.54 | 74,500.00 | | | 11,000.00 | | \$53,527.54 | 118,033.12 | 6,500.00 | 106,925.12 | 608.00 | | |
| | Beachfront | 485,000.00 | 258,000.00 | | | 73,000.00 | | 527,233.47 | 10,000.00 | 496,993.89 | | 16,239.58 | | |
| Atlantic City—City | Water | 536,439.71 | 268,839.71 | | | 154,000.00 | | 838,827.41 | 259,780.00 | 549,508.03 | | 29,539.38 | | |
| | Sewer | 8,936.27 | 8,936.27 | | | | | 31,338.28 | 23,500.00 | 7,838.28 | | | | |
| Atlantic Highlands Boro. | Water | 35,075.03 | 24,100.00 | 7,950.00 | 1,358.66 | 500.00 | 1,168.05 | 36,825.01 | | 31,723.02 | 4,800.00 | 302.69 | | |
| Avalon Boro. | Water | 25,065.69 | 12,000.00 | | 906.50 | 2,500.00 | 1,159.10 | 27,713.63 | 6,000.00 | 17,822.75 | 2,750.00 | 1,141.16 | | |
| Avon-by-the-Sea Boro. | Water | 28,357.37 | 16,600.00 | 6,000.00 | 1,625.00 | | 1,732.37 | 29,046.07 | 491.62 | 26,916.38 | 1,175.00 | 461.07 | | |
| Barnegat Light Boro. | Water | 9,438.44 | 4,140.27 | 1,000.00 | 825.00 | 3,473.17 | | 6,438.44 | | 6,284.45 | 1,000.00 | 1,805.26 | 348.73 | |
| Bayonne City | Water | 1,089,066.55 | 832,511.00 | 154,500.00 | 64,755.55 | 5,000.00 | 32,300.00 | 1,075,609.13 | 12,000.00 | 923,951.00 | 25,000.00 | 6,147.13 | 106,511.00 | |
| Beach Haven Boro. | Water | 29,723.23 | 18,623.24 | 7,000.00 | 2,422.50 | | 1,677.49 | 34,911.31 | | 28,911.31 | 6,000.00 | | | |
| | Sewer | 16,342.70 | 9,854.88 | 500.00 | 857.60 | 4,000.00 | 1,130.32 | 16,935.65 | 4,289.62 | 12,665.83 | | | | |
| Beachwood Boro. | Water | 11,075.00 | 5,600.00 | 3,000.00 | 475.00 | 2,000.00 | | 14,180.82 | 11,791.86 | 600.00 | 1,789.08 | | | |
| Belleville Town | Water | 265,009.92 | 201,385.61 | 23,000.00 | 6,651.66 | | 31,972.45 | 275,494.63 | | 264,362.06 | | 11,132.87 | | |
| Bellmawr Boro. | Water | 24,054.17 | 10,225.00 | 6,000.00 | 2,629.17 | 5,000.00 | | 21,169.15 | | 20,169.15 | 1,000.00 | | | |
| | Sewer | 9,960.00 | 6,010.00 | | | 3,950.00 | | 11,456.43 | 460.00 | 10,996.43 | | | | |
| Belmar Boro. | Water | 80,000.00 | 54,500.00 | 1,000.00 | 525.00 | 11,500.00 | 12,475.00 | 87,633.43 | 3,500.00 | 60,194.69 | 2,000.00 | 1,939.74 | | |
| Berlin Boro. | Water | 41,433.75 | 17,500.00 | 7,000.00 | 5,433.75 | 9,000.00 | 2,500.00 | 41,481.43 | 2,503.99 | 31,708.79 | 4,620.00 | 2,646.65 | | |
| Bloomfield Town | Water | 358,664.31 | 216,742.92 | 85,000.00 | 31,921.39 | 25,000.00 | | 522,388.30 | 39,580.52 | 420,550.49 | 62,257.29 | | | |
| Bloomsbury Boro. | Water | 5,300.00 | 2,196.12 | 1,750.00 | 1,151.88 | 200.00 | | 7,693.05 | | 6,284.45 | 2,000.00 | | | |
| Boonton Town | Water | 92,500.00 | 59,254.84 | 14,400.00 | 4,076.50 | 6,900.00 | 7,926.66 | 64,714.05 | 21,500.00 | 62,399.64 | 6,900.00 | 3,854.41 | | |
| Bordentown City | Water | 67,473.45 | 40,000.00 | 7,500.00 | 373.45 | 5,100.00 | 7,000.00 | 88,088.74 | 9,175.00 | 49,465.70 | 2,500.00 | 6,946.04 | | |
| Branchville Boro. | Water | 8,756.16 | 6,000.00 | | | 1,000.00 | 1,756.16 | 6,290.49 | 1,246.16 | 6,434.33 | 1,610.00 | | | |
| Bridgeton City | Water | 129,833.13 | 66,300.00 | 27,000.00 | 5,633.13 | 29,600.00 | 1,300.00 | 121,434.44 | 1,300.00 | 106,494.58 | 10,406.00 | 3,233.86 | | |
| Brigantine City | Water and Sewer Joint | 63,201.33 | 44,200.00 | | | 16,651.33 | 2,350.00 | 60,181.25 | 9,892.50 | 50,288.75 | | | | |
| Brielle Boro. | Water | 26,722.94 | 11,130.00 | 6,647.32 | 1,424.69 | 2,920.93 | 4,600.00 | 26,478.65 | 2,907.35 | 14,960.43 | 5,000.00 | 2,260.00 | 1,351.67 | |
| Brooklawn Boro. | Water | 9,700.00 | 6,600.00 | | | 1,100.00 | | 11,441.86 | | 11,441.86 | | | | |
| Burlington City | Water | 103,800.00 | 61,917.22 | | | 21,882.78 | | 107,767.30 | 16,000.00 | 67,651.65 | | 2,115.65 | | |
| | Sewer | 83,600.00 | 29,060.00 | 2,000.00 | 1,940.00 | 20,500.00 | 15,000.00 | 70,810.63 | 15,000.00 | 55,810.63 | | | | |
| Butler Boro. | Water | 76,600.00 | 49,282.00 | 5,000.00 | 460.00 | 7,750.00 | | 82,607.67 | | 55,910.49 | 26,697.46 | | | |
| | Electric | 313,070.00 | 246,243.00 | 3,000.00 | 968.00 | 20,000.00 | 32,000.00 | 345,551.59 | 42,000.00 | 292,627.26 | 10,724.33 | | | |
| Caldwell Boro. | Water | 85,088.57 | 72,583.75 | 1,000.00 | 416.25 | 11,088.57 | | 80,852.61 | 6,000.00 | 68,452.91 | | 4,400.00 | | |
| Camden City | Water | 948,049.73 | 466,515.58 | 99,500.00 | 39,034.17 | 19,000.00 | 22,000.00 | 987,021.27 | 107,000.00 | 843,646.74 | | 36,374.53 | | |
| | Sewer | 555,631.34 | 109,951.34 | 152,250.00 | 172,085.38 | 121,664.62 | | 1,067,534.33 | 200,000.00 | 867,534.33 | | | | |
| Cape May City | Water | 57,722.33 | 46,300.00 | 5,000.00 | 1,122.33 | 3,000.00 | 1,800.00 | 53,166.53 | | 52,761.22 | | 435.31 | | |
| Cedar Grove Twp. | Water | 86,500.00 | 53,500.00 | 6,000.00 | 3,000.00 | 9,000.00 | 15,000.00 | 90,275.18 | 17,000.00 | 53,536.67 | 11,150.00 | 6,588.51 | | |
| Chatham Boro. | Water | 75,026.00 | 53,676.00 | | | 14,150.00 | 7,000.00 | 77,511.33 | 13,601.00 | 57,485.33 | 6,425.00 | | | |
| Clayton Boro. | Water | 18,179.00 | 6,500.00 | 3,600.00 | 2,079.00 | 4,000.00 | | 16,132.65 | 179.00 | 15,953.95 | 3,000.00 | | | |
| Clementon Boro. | Water | 60,144.22 | 40,315.17 | | 3,408.33 | 11,938.10 | 4,482.62 | 58,422.01 | 7,482.82 | 47,334.21 | 735.00 | 2,670.18 | | |
| Clifton City | Water | 176,412.12 | 121,783.57 | 41,000.00 | 13,628.55 | | | 213,394.62 | 7,176.55 | 179,496.93 | 22,165.86 | 4,653.28 | | |
| Clinton Town | Water | 32,805.48 | 16,316.65 | 7,000.00 | 4,488.83 | 3,000.00 | | 37,111.61 | 2,000.00 | 26,639.39 | 4,805.48 | 3,666.74 | | |
| Collingswood Boro. | Water | 196,044.58 | 95,000.00 | 35,000.00 | 20,244.58 | 1,000.00 | 14,800.00 | 221,181.02 | 13,400.00 | 188,047.26 | 11,999.16 | 7,734.60 | | |
| | Sewer | 86,838.18 | 60,400.00 | 19,000.00 | 6,438.18 | 1,000.00 | | 86,838.18 | | 76,959.28 | | 682.60 | 7,196.32 | |
| Delaware Twp. (Camden) | Water | 29,378.55 | 16,100.00 | 2,000.00 | 1,355.92 | 1,500.00 | 6,423.63 | 34,402.33 | 10,420.44 | 23,981.89 | | | | |
| Denville Twp. | Water | 63,600.00 | 36,500.00 | | | 27,000.00 | | 71,390.30 | | 62,390.36 | 9,000.00 | | | |
| Dover Town | Water | 81,395.05 | 76,055.76 | 1,000.00 | 600.00 | 4,060.45 | 176.62 | 105,720.12 | | 94,908.77 | | 10,611.35 | | |
| East Brunswick Twp. | Water | 109,435.08 | 47,778.52 | 6,500.00 | 5,849.59 | 33,000.00 | 16,306.97 | 84,856.75 | 14,367.26 | 40,659.45 | 6,400.00 | 23,430.04 | | |
| East Greenwich Twp. | Water | 10,014.42 | 4,578.42 | | | 386.00 | | 13,660.91 | | 9,499.51 | 3,806.60 | 354.90 | | |
| East Newark Boro. | Water | 8,757.34 | 6,757.34 | | | | | 8,671.61 | | 6,971.61 | | | | |
| East Orange City | Water | 648,034.63 | 473,324.10 | 13,000.00 | 7,927.92 | 154,682.61 | | 767,534.46 | 137,128.16 | 626,229.30 | | 34,177.00 | | |
| East Paterson Boro. | Water | 165,377.11 | 115,532.27 | 11,000.00 | 4,740.60 | | 34,104.34 | 191,025.41 | 57,537.05 | 112,193.44 | 4,010.00 | 17,284.92 | | |
| Egg Harbor City | Water | 20,187.91 | 14,489.60 | 5,000.00 | 2,889.59 | 3,643.72 | 164.10 | 30,187.48 | | 24,373.02 | 4,140.00 | 1,684.46 | | |
| | Sewer | 6,500.00 | 6,500.00 | | | | | 16,291.67 | | 15,201.09 | | 1,090.58 | | |
| Elizabeth City | Water | 943,785.77 | 609,991.55 | 135,000.00 | 150,090.00 | 46,704.22 | | 1,111,341.10 | 160,090.00 | 926,516.54 | | 24,734.56 | | |
| Englewood City | Sewer | 188,653.08 | 147,463.08 | 30,000.00 | 11,190.00 | | | 169,103.12 | 16,000.00 | 176,190.51 | | 6,912.61 | | |
| Essex Fells Boro. | Water | 142,552.36 | 101,307.36 | 9,750.00 | 6,495.00 | 25,000.00 | | 166,036.16 | | 163,748.20 | | 2,287.96 | | |

TABLE 9
STATEMENT OF MUNICIPALLY OPERATED UTILITIES FOR THE YEAR 1952—Continued

| MUNICIPALITY | TYPE OF UTILITY | Total Expenditures and Required Payments for 1952 | Operating Costs | DEBT SERVICE | | | | Surplus to Municipal Operations | Total Receipts and Revenues Realized in 1952 | Surplus | Rents | Receipts from Municipal Budget for Services Rendered Municipality | | Deficit from 1952 Tax Levy |
|------------------------------|-----------------------|---|-----------------|--------------------|-------------------|----------------------|----------------------------------|---------------------------------|--|-------------|--------------|---|-------------|----------------------------|
| | | | | Principal Payments | Interest Payments | Capital Improvements | Deferred Charges and Emergencies | | | | | Miscellaneous | | |
| Fair Lawn Boro. | Water | \$239,512.65 | \$100,000.00 | \$16,000.00 | \$17,941.93 | \$46,891.67 | \$8,679.05 | \$50,000.00 | \$280,418.17 | \$28,679.05 | \$200,775.20 | \$40,150.00 | \$10,813.92 | |
| Farmingdale Boro. | Water | 5,896.07 | 3,380.05 | 2,000.00 | 447.50 | | 68.52 | | 7,425.82 | 1,165.72 | 6,260.10 | | | |
| Fieldsboro Boro. | Water | 5,300.00 | 2,750.00 | | | 2,550.00 | | | 5,537.39 | 2,000.00 | 3,537.39 | | | |
| Florence Twp. | Water and Sewer Joint | 98,013.16 | 59,500.00 | 15,000.00 | 6,613.16 | 5,500.00 | 2,000.00 | 9,200.00 | 107,231.71 | 16,175.00 | 76,161.71 | 12,675.00 | | |
| Florham Park Boro. | Water | 27,473.37 | 14,080.00 | | | 13,393.37 | | | 39,488.17 | 5,000.00 | 24,563.17 | 6,850.00 | 75.00 | |
| Freehold Boro. | Water and Sewer Joint | 87,933.51 | 66,407.50 | 9,000.00 | 2,402.25 | 7,000.00 | 3,123.76 | | 87,530.56 | 3,163.15 | 79,611.42 | | 658.37 | \$4,097.62 |
| Garfield City | Water | 331,063.40 | 164,216.52 | 15,000.00 | 5,528.61 | 11,094.14 | 100,920.60 | 14,301.53 | 336,168.84 | 13,300.00 | 187,190.21 | 12,000.00 | 123,676.63 | |
| Glassboro Boro. | Water | 44,330.00 | 29,000.00 | | 3,330.00 | 12,000.00 | | | 48,016.52 | 6,330.00 | 38,416.52 | 3,270.00 | | |
| Glen Ridge Boro. | Water | 66,446.10 | 33,175.20 | 7,000.00 | 4,927.50 | | | | 84,585.19 | 21,000.00 | 59,351.25 | | 4,233.94 | |
| Gloucester City—City | Water | 86,000.00 | 72,000.00 | | | 14,000.00 | | | 80,895.81 | 3,000.00 | 71,226.47 | 11,040.00 | 1,629.34 | |
| Greenwich Twp. (Glo. Co.) | Water | 26,850.47 | 16,450.47 | 3,000.00 | 2,400.00 | 5,000.00 | | | 24,475.90 | | 13,675.90 | 10,800.00 | | |
| Hackettstown Towa | Water | 36,115.27 | 17,670.71 | 6,000.00 | 1,000.00 | 2,595.96 | 6,646.60 | | 37,096.31 | | 26,972.31 | | 4,502.75 | 5,621.25 |
| Madison Twp. | Water | 86,527.91 | 45,115.00 | 16,000.00 | 8,912.91 | 15,700.00 | 800.00 | | 95,199.38 | 15,000.00 | 66,938.73 | 6,594.36 | 6,636.29 | |
| | Sewer | 98,827.51 | 50,855.00 | 4,000.00 | 2,672.51 | 1,300.00 | 40,000.00 | | 100,512.76 | 21,993.30 | 74,684.84 | | 3,634.62 | |
| Maddonfield Boro. | Water | 65,339.19 | 62,926.84 | | | | 2,412.35 | | 80,350.08 | | 80,350.08 | | | |
| | Sewer | 45,914.13 | 41,463.51 | 4,000.00 | 450.67 | | | | 59,755.27 | 20.00 | 59,704.41 | | 30.86 | |
| Maledon Boro. | Water | 87,000.00 | 65,420.80 | | | 1,000.00 | 4,579.20 | 16,000.00 | 93,608.44 | | 70,701.03 | 7,191.92 | 15,715.49 | |
| Hamburg Boro. | Water | 15,475.12 | 5,500.00 | 3,000.00 | 2,880.00 | 3,500.00 | 595.12 | | 15,683.59 | | 13,310.76 | 2,050.00 | 322.80 | |
| Hamilton Twp. (Atlantic Co.) | Water | 18,762.50 | 10,400.00 | 1,000.00 | 502.50 | 2,000.00 | 4,800.00 | | 19,492.76 | 6,460.72 | 11,032.06 | 2,000.00 | | |
| Hammoncton Town | Water | 50,000.00 | 37,000.00 | 6,162.40 | 1,422.50 | 4,255.10 | | 1,140.00 | 52,259.02 | 4,000.00 | 45,198.27 | | 3,060.75 | |
| | Sewer | 27,900.00 | 19,037.50 | 4,344.76 | 975.00 | | | 3,542.74 | 30,020.56 | 3,000.00 | 25,862.29 | | 1,158.27 | |
| Harrison Town | Water | 213,619.71 | 202,619.71 | | | 1,000.00 | 10,000.00 | | 230,802.18 | | 234,598.74 | 5,000.00 | 283.44 | |
| Harvey Cedars Boro. | Water | 5,469.83 | 4,605.63 | | | 664.25 | | | 15,601.00 | 5,200.00 | 10,401.00 | | | |
| Hawthorne Boro. | Water | 116,654.38 | 86,000.00 | 6,000.00 | 1,621.88 | | | 23,032.50 | 150,961.14 | 16.00 | 134,766.92 | 7,000.00 | 9,156.22 | |
| High Bridge Boro. | Water | 20,500.00 | 5,500.00 | | | 15,000.00 | | | 21,858.16 | 13,000.00 | 6,858.16 | | | |
| Highland Park Boro. | Water | 156,683.10 | 125,756.94 | 11,500.00 | 5,626.16 | 13,800.00 | | | 140,587.47 | 12,388.44 | 127,619.27 | 6,200.00 | 3,379.76 | |
| Highlands Boro. | Water | 34,673.58 | 21,900.00 | 5,000.00 | 3,373.58 | 2,400.00 | 2,000.00 | | 39,426.03 | 1,396.58 | 36,452.45 | 1,675.00 | | |
| | Sewer | 13,650.19 | 13,500.00 | | | | 150.19 | | 13,918.44 | 115.89 | 11,269.92 | | | 2,227.63 |
| Hightstown Boro. | Water | 35,806.61 | 27,704.36 | 4,000.00 | 1,602.25 | 2,500.00 | | | 37,084.79 | 1,571.50 | 31,681.89 | 3,000.00 | 631.40 | |
| | Sewer | 25,830.08 | 20,993.67 | 2,692.80 | 636.61 | 1,500.00 | | | 25,830.08 | | 23,292.47 | | 338.42 | 2,199.19 |
| Hoboken City | Water | 418,380.20 | 416,252.19 | | | | 96.01 | | 409,055.01 | 96.01 | 406,957.00 | | | |
| Ho-Ho-Kus Boro. | Water | 26,400.00 | 24,800.00 | | 100.00 | | 1,500.00 | | 29,511.21 | 2,000.00 | 27,511.21 | | | |
| Hopewell Boro. | Water | 15,601.58 | 9,527.66 | | | 6,000.00 | 73.92 | | 15,567.33 | 1,573.92 | 12,993.41 | 1,000.00 | | |
| Island Heights Boro. | Water | 11,663.55 | 6,000.00 | 2,000.00 | 663.55 | 1,000.00 | | | 13,228.40 | | 11,903.40 | 1,300.00 | 25.00 | |
| Jersey City—City | Water | 2,843,258.62 | 1,373,912.65 | 349,000.00 | 520,345.77 | 100,000.00 | | 500,000.00 | 3,304,039.73 | 500,000.00 | 2,658,946.50 | 75,000.00 | 72,981.23 | |
| Keansburg Boro. | Water | 85,380.82 | 44,100.00 | 10,000.00 | 6,271.25 | 25,000.00 | 9.57 | | 95,087.35 | 25,000.00 | 67,482.97 | | 2,604.38 | |
| | Sewer | 49,628.85 | 23,000.00 | 14,000.00 | 10,476.33 | 2,000.00 | 152.52 | | 49,628.85 | | 27,554.34 | | 1,405.27 | 20,669.24 |
| Kearny Town | Water | 691,525.63 | 222,379.11 | 167,000.00 | 132,146.58 | | | 150,000.00 | 743,552.73 | 150,000.00 | 523,778.73 | | 69,774.00 | |
| Keyport Boro. | Water | 60,274.21 | 45,600.00 | 6,500.00 | 5,174.21 | 1,000.00 | | | 68,499.11 | 4,774.21 | 61,049.90 | | 2,675.00 | |
| Lakehurst Boro. | Water | 8,648.21 | 3,545.42 | 2,500.00 | 1,415.00 | | 1,167.79 | | 6,914.40 | 1,050.00 | 4,864.40 | 1,000.00 | | |
| | Sewer | 800.69 | | | | | | | 929.50 | | 929.50 | | | |
| Lavallette Boro. | Water | 41,199.78 | 17,000.00 | 6,000.00 | 1,292.00 | 13,000.00 | 1,907.78 | | 44,774.00 | | 42,374.00 | 2,400.00 | | |
| | Electric | 63,000.00 | 48,000.00 | | | 15,000.00 | | | 85,700.18 | | 62,700.16 | 3,000.00 | | |
| Livingston Twp. | Water | 151,017.34 | 86,975.00 | 7,000.00 | 4,297.50 | 52,744.84 | | | 171,436.87 | 59,522.50 | 67,639.62 | 15,000.00 | 9,276.75 | |
| Lodi Boro. | Water | 134,865.75 | 68,475.00 | 27,000.00 | 13,402.15 | 1,675.00 | 6,313.60 | 16,000.00 | 142,479.65 | 16,309.21 | 103,202.33 | 15,000.00 | 7,968.11 | |
| Long Beach Twp. | Water | 26,564.24 | 2,700.00 | | 425.00 | 1,000.00 | 22,439.24 | | 26,564.24 | 21,935.42 | 1,856.50 | | 374.74 | 2,397.58 |
| Long Branch City | Sewer | 57,487.39 | 35,000.00 | 14,000.00 | 7,908.62 | | 576.77 | | 57,478.05 | | 28,607.12 | | 8.54 | 28,862.39 |
| Lower Penns Neck Twp. | Water | 116,924.16 | 19,205.56 | 51,250.00 | 418.55 | 45,050.05 | | | 115,889.26 | | 24,293.00 | 4,125.00 | | 87,471.26 |
| Lynhurst Twp. | Water | 115,996.43 | 77,774.07 | | 4,222.36 | | | 34,000.00 | 144,289.66 | 26,000.00 | 107,335.58 | 7,500.00 | 3,424.08 | |
| Madison Boro. | Water | 196,692.80 | 51,150.00 | 7,000.00 | 2,397.50 | 43,645.39 | 300.00 | 2,200.00 | 110,383.03 | | 89,586.51 | | 20,796.52 | |
| | Electric | 295,409.06 | 200,121.80 | 2,000.00 | 840.00 | 23,747.26 | 700.00 | 65,000.00 | 404,999.80 | | 404,999.80 | | | |
| Mahwah Twp. | Water | 29,911.59 | 14,400.00 | 7,000.00 | 3,511.99 | 5,000.00 | | | 30,807.33 | 2,201.99 | 25,930.34 | 2,200.00 | 385.00 | |
| Manasquan Boro. | Water | 35,010.56 | 24,444.41 | 6,757.50 | 3,608.65 | | | | 39,769.49 | | 38,258.38 | | 1,511.11 | |
| | Sewer | 11,850.01 | 6,902.61 | 3,572.40 | 1,375.00 | | | | 16,650.44 | | 16,650.44 | | 83.94 | |
| Manville Boro. | Water | 59,000.00 | 25,500.00 | 17,000.00 | 11,500.00 | 5,000.00 | | | 68,508.51 | 7,100.00 | 46,678.55 | 7,500.00 | 5,029.99 | |
| Maple Shade Twp. | Water | 37,817.25 | 32,560.00 | | 7,957.25 | | 3,000.00 | 14,300.00 | 67,238.75 | 6,800.00 | 45,302.79 | 9,000.00 | 6,135.96 | |
| | Sewer | 19,300.00 | 14,300.00 | | | | | 5,000.00 | 23,585.40 | 4,200.00 | 15,674.57 | | 3,510.63 | |
| Matawan Boro. | Water | 41,171.89 | 24,133.38 | 3,500.00 | 441.62 | 4,000.00 | 5,596.99 | 3,500.00 | 46,161.57 | 8,596.99 | 39,300.02 | | 284.58 | |
| | Sewer | 3,200.00 | 3,200.00 | | | | | | 3,836.51 | | 3,636.51 | | | |
| Matawan Twp. | Water | 40,600.00 | 26,676.67 | 5,000.00 | 1,921.13 | 6,000.00 | 7,000.00 | | 38,244.03 | 7,900.00 | 27,752.63 | | 2,591.40 | |

TABLE 9
STATEMENT OF MUNICIPALLY OPERATED UTILITIES FOR THE YEAR 1952—Continued

| MUNICIPALITY | TYPE OF UTILITY | Total Expenditures and Required Payments for 1952 | Operating Costs | DEBT SERVICE | | | | Deferred Charges and Emergencies | Surplus to Municipal Operations | Total Receipts and Revenues Realized in 1952 | Surplus | Rents | Receipts from Municipal Budget for Services Rendered Municipality | Miscellaneous | Deficit from 1952 Tax Levy |
|------------------------------|-----------------------|---|-----------------|--------------------|-------------------|----------------------|-----------|----------------------------------|---------------------------------|--|--------------|------------|---|---------------|----------------------------|
| | | | | Principal Payments | Interest Payments | Capital Improvements | | | | | | | | | |
| Mendham Boro. | Water | \$17,890.00 | \$10,100.00 | | | \$5,700.00 | | \$2,000.00 | \$21,095.10 | \$4,000.00 | \$14,083.89 | \$2,000.00 | \$1,011.21 | | |
| Milford Boro. | Water | 12,255.00 | 8,003.65 | | | 4,200.00 | \$51.35 | | 12,140.11 | | 9,940.11 | 2,200.00 | | | |
| Milltown Boro. | Water | 32,380.25 | 19,000.00 | \$2,000.00 | \$258.34 | 8,500.00 | 2,621.91 | | 34,769.06 | 3,603.16 | 27,094.99 | 2,850.00 | 1,240.91 | | |
| | Electric | 146,676.86 | 110,000.00 | | | 10,000.00 | 3,176.86 | 25,500.00 | 194,059.99 | | 192,110.61 | | 1,949.38 | | |
| Millville City | Water | 157,411.00 | 88,354.69 | 8,000.00 | 3,056.31 | 55,000.00 | | | 117,569.61 | | 67,115.95 | 6,516.67 | | \$43,927.19 | |
| | Airport | 41,276.52 | 34,740.36 | | | | 6,536.16 | | 43,320.59 | 5,776.52 | 37,544.07 | | | | |
| Monroe Twp. (Gloucester Co.) | Water | 20,000.00 | 13,661.66 | 2,000.00 | 338.34 | 4,000.00 | | | 10,200.75 | | 16,527.12 | 1,000.00 | | 1,673.63 | |
| Montclair Town | Water | 423,280.21 | 213,032.90 | 143,000.00 | 66,107.31 | 1,030.00 | 110.00 | | 443,990.46 | 5,980.21 | 388,525.62 | 40,000.00 | 9,484.65 | | |
| Montvale Boro. | Water | 7,436.09 | 6,469.15 | | | 630.85 | 136.69 | | 7,637.31 | | 6,700.62 | | | | |
| Moorestown Twp. | Water | 64,978.99 | 45,010.79 | 10,000.00 | 2,097.50 | 7,870.70 | | | 88,535.01 | 9,000.00 | 70,112.61 | 7,787.50 | 1,634.90 | | |
| | Sewer | 37,249.07 | 13,970.94 | 5,000.00 | 2,278.13 | 16,000.00 | | | 46,922.26 | 10,000.00 | 36,612.34 | | 309.92 | | |
| Morristown Town | Airport | 60,786.39 | 47,828.35 | 6,000.00 | 505.21 | 2,247.36 | 4,205.47 | | 60,786.39 | 606.01 | 54,186.94 | | 3,250.25 | 2,743.19 | |
| | Water | 329,529.31 | 184,452.00 | 89,000.00 | 54,256.25 | 1,000.00 | 821.06 | | 385,171.38 | | 315,505.42 | 40,879.68 | 28,766.28 | | |
| Mountain Lakes Boro. | Water | 35,255.22 | 18,000.00 | 5,000.00 | 1,988.54 | 10,000.00 | 266.68 | | 40,148.68 | | 29,117.23 | 5,600.00 | 5,431.45 | | |
| Mount Ephraim Boro. | Water | 39,500.00 | 32,000.00 | | | | | 7,500.00 | 42,756.24 | 6,000.00 | 31,054.97 | 3,700.00 | 2,001.27 | | |
| National Park Boro. | Water | 20,510.03 | 12,500.00 | | | 500.00 | 1,114.60 | 6,396.08 | 19,525.19 | 1,169.52 | 13,890.67 | | 4,465.00 | | |
| Neptune Twp. | Sewer | 39,212.50 | 16,002.04 | 17,000.00 | 1,212.50 | 3,000.00 | 1,997.96 | | 40,476.94 | | 40,207.66 | | 269.28 | | |
| Neptune City Boro. | Sewer | 31,209.40 | 6,209.40 | | | 25,000.00 | | | 33,154.81 | 23,000.00 | 10,154.81 | | | | |
| Nelcong Boro. | Water | 23,810.76 | 9,500.00 | 2,000.00 | 365.00 | 10,075.76 | 2,000.00 | | 23,476.64 | | 7,000.00 | | | | |
| Newark City | Water | 3,973,110.04 | 2,805,532.14 | 724,000.00 | 443,583.90 | | | | 4,152,469.10 | | 3,835,922.41 | 10,000.00 | 316,546.69 | | |
| New Brunswick City | Water | 731,028.50 | 550,966.42 | 82,000.00 | 60,074.58 | 25,000.00 | 12,937.50 | | 846,511.14 | 50,000.00 | 619,368.68 | | 169,124.46 | | |
| Newfield Boro. | Water | 7,034.68 | 2,873.00 | 2,000.00 | 886.68 | 1,275.00 | | | 9,533.52 | 2,500.00 | 5,909.37 | 975.00 | 149.15 | | |
| Newton Town | Water and Sewer Joint | 65,117.59 | 36,500.00 | 2,000.00 | 1,117.50 | 25,000.00 | 500.00 | | 70,246.67 | 4,717.50 | 61,905.05 | | 3,624.12 | | |
| North Arlington Boro. | Water | 82,000.00 | 61,000.00 | | | | 5,000.00 | 16,000.00 | 90,773.05 | 9,000.00 | 71,475.33 | 7,000.00 | 3,297.72 | | |
| North Brunswick Twp. | Water | 96,181.40 | 56,000.00 | 25,000.00 | 3,181.40 | 4,000.00 | 8,000.00 | | 80,219.14 | | 60,818.75 | 4,000.00 | 6,252.46 | 15,347.93 | |
| North Caldwell Boro. | Water | 22,820.09 | 18,772.00 | 2,000.00 | 2,048.00 | | | | 30,996.15 | 7,600.00 | 16,110.26 | 3,530.00 | 3,757.89 | | |
| Norhtley Town | Water | 170,000.00 | 134,014.47 | 19,160.63 | 6,824.90 | 10,000.00 | | | 175,673.31 | | 165,327.09 | | 10,346.22 | | |
| Oakland Boro. | Water | 38,198.75 | 22,575.00 | 5,000.00 | 4,623.75 | 4,800.00 | 1,200.00 | | 42,240.69 | | 24,052.63 | 10,000.00 | 8,187.96 | | |
| Ocean Gate Boro. | Water | 17,100.00 | 7,700.00 | 3,000.00 | 680.00 | | 1,000.00 | 4,720.00 | 18,035.00 | 2,050.00 | 14,830.00 | | 1,155.00 | | |
| Ogdensburg Boro. | Water | 6,000.00 | 5,500.00 | | | 500.00 | | | 6,420.10 | | 4,833.25 | 1,491.35 | 295.50 | | |
| Orange City | Water | 263,284.40 | 241,997.32 | 17,000.00 | 4,287.08 | | | | 315,272.56 | 15,084.40 | 290,732.81 | | 9,455.35 | | |
| Park Ridge Boro. | Water | 40,625.78 | 22,759.11 | 8,000.00 | 4,366.67 | 5,500.00 | | | 45,027.90 | 5,375.78 | 34,489.90 | 3,997.00 | 1,165.22 | | |
| | Electric | 118,807.58 | 101,307.58 | | | 11,500.00 | | 6,000.00 | 141,669.42 | 8,057.58 | 128,861.84 | 4,750.00 | | | |
| Parsippany-Troy Hills Twp. | Water | 110,638.31 | 80,621.47 | 5,000.00 | 4,891.84 | 18,625.00 | 1,500.00 | | 120,971.30 | 21,124.13 | 77,524.26 | | 22,322.91 | | |
| Paterson City | S. U. M.* | 354,373.56 | 231,100.00 | | | | | 123,273.56 | 351,265.38 | 38,100.00 | 310,490.38 | | 2,675.00 | | |
| Paulsboro Boro. | Water | 64,784.12 | 42,850.00 | 2,500.00 | 1,400.00 | 500.00 | 17,534.12 | | 65,010.49 | 12,209.65 | 51,200.84 | 1,600.00 | | | |
| | Sewer | 43,786.83 | 25,000.00 | 1,500.00 | 1,155.00 | 15,000.00 | 1,133.83 | | 43,562.04 | | 38,775.06 | | 349.29 | 4,457.69 | |
| | Gas | 73,757.00 | 64,500.00 | | 200.00 | | 9,057.00 | | 71,579.06 | 39.97 | 39,579.06 | | 31,960.03 | | |
| Peapack-Gladstone Boro. | Water | 26,500.00 | 10,000.00 | | | 11,500.00 | 5,000.00 | | 28,601.82 | 10,400.00 | 17,261.82 | 1,140.00 | | | |
| Pemberton Boro. | Water and Sewer Joint | 21,662.05 | 8,000.00 | 500.00 | 194.17 | 7,000.00 | 3,717.88 | 2,270.00 | 24,650.66 | 7,662.88 | 16,662.78 | 525.00 | | | |
| | Electric | 50,916.93 | 37,000.00 | 2,000.00 | 1,329.17 | 4,000.00 | 2,087.76 | 4,500.00 | 54,983.66 | 8,235.26 | 43,548.40 | 3,200.00 | | | |
| Pemberton Twp. | Water | 24,201.72 | 12,856.28 | 5,000.00 | 1,123.13 | | 5,222.31 | | 24,255.05 | 5,572.63 | 17,796.83 | | 886.49 | | |
| Pennington Boro. | Water | 21,178.75 | 9,700.00 | 4,500.00 | 1,718.75 | 5,000.00 | 260.00 | | 23,036.38 | 3,708.75 | 15,355.36 | 2,100.00 | 1,872.27 | | |
| Pequanock Twp. | Water | 52,780.33 | 27,172.27 | 6,500.00 | 1,333.13 | 17,754.93 | | | 61,630.95 | | 24,945.13 | 10,800.00 | 13,130.04 | 12,755.78 | |
| Perth Amboy City | Water | 539,743.89 | 313,277.68 | 65,000.00 | 31,577.92 | 20,888.89 | 9,000.00 | 100,000.00 | 559,722.62 | 9,000.00 | 521,727.62 | 28,995.00 | | | |
| Pilman Boro. | Water | 48,000.00 | 25,340.54 | 11,500.00 | 3,159.46 | 8,000.00 | | | 52,375.71 | 6,000.00 | 43,806.53 | | 2,569.18 | | |
| | Sewer | 23,500.00 | 13,393.75 | 1,500.00 | 106.25 | 8,500.00 | | | 27,706.83 | 4,500.00 | 22,388.84 | | 817.99 | | |
| Pleasantville City | Sewer | 37,036.41 | 33,000.00 | 2,500.00 | 1,038.41 | 500.00 | | | 43,321.95 | | 43,321.95 | | | | |
| Point Pleasant Boro. | Water | 47,346.43 | 27,031.72 | 15,000.00 | 5,316.71 | | | | 47,320.93 | 515.08 | 39,428.94 | 4,000.00 | 3,376.91 | | |
| Point Pleasant Beach Boro. | Water | 54,835.00 | 30,500.00 | 6,000.00 | 4,375.00 | 11,460.00 | | | 58,552.41 | 4,200.00 | 46,682.10 | 5,000.00 | 2,670.31 | | |
| | Sewer | 39,500.00 | 18,721.67 | 11,000.00 | 4,478.33 | 5,300.00 | | 2,500.00 | 39,500.00 | | 25,085.48 | | 14,414.52 | | |
| Pompton Lakes Boro. | Water | 75,030.00 | 49,050.00 | | 500.00 | 25,450.00 | | | 79,164.55 | 11,200.00 | 48,622.75 | 7,730.00 | 11,611.80 | | |
| Rahway City | Water | 386,435.00 | 231,046.68 | 25,000.00 | 7,249.23 | 72,929.09 | 50,200.00 | | 363,417.97 | 50,200.00 | 299,284.88 | | 13,933.09 | | |
| Ramsey Boro. | Water | 57,762.60 | 23,125.00 | | | 33,600.00 | 1,057.60 | | 65,514.16 | 16,872.46 | 31,463.06 | 7,500.00 | 7,678.84 | | |
| Raritan Twp. (Middlesex Co.) | Water | 260,650.00 | 167,562.50 | 8,000.00 | 3,401.91 | 44,685.59 | 33,000.00 | | 263,061.30 | 54,000.00 | 175,901.32 | 15,450.00 | 17,710.04 | | |
| Red Bank Boro. | Water and Sewer Joint | 135,895.76 | 123,299.68 | 1,000.00 | 1,111.03 | 10,285.00 | | | 143,257.26 | | 140,660.28 | 140.00 | 2,457.00 | | |
| Ridgewood Twp. | Water | 407,683.71 | 205,263.74 | 42,000.00 | 25,588.37 | 134,811.63 | | | 431,983.13 | 70,000.00 | 331,530.15 | 32,671.00 | 781.98 | | |

* Plant Management Commission.

TABLE 9
STATEMENT OF MUNICIPALLY OPERATED UTILITIES FOR THE YEAR 1952—Continued

| MUNICIPALITY | TYPE OF UTILITY | Total Expenditures and Required Payments for 1952 | Operating Costs | DEBT SERVICE | | | | Deferred Charges and Emergencies | Surplus to Municipal Operations | Total Receipts and Revenues Realized in 1952 | Surplus | Rents | Receipts from Municipal Budget for Services Rendered Municipality | | Miscellaneous | Deficit from 1952 Tax Levy |
|-----------------------------------|-----------------------|---|------------------------|-----------------------|-----------------------|-----------------------|---------------------|----------------------------------|---------------------------------|--|------------------------|-----------------------|---|---------------------|---------------|----------------------------|
| | | | | Principal Payments | Interest Payments | Capital Improvements | Surplus | | | | | | Receipts from Municipal Budget for Services Rendered Municipality | Miscellaneous | | |
| Riverdale Boro. | Water | \$18,174.55 | \$9,457.29 | | \$23.06 | \$4,544.00 | \$4,150.00 | | \$19,670.07 | \$4,031.55 | \$12,923.52 | \$425.00 | \$2,190.00 | | | |
| Rockaway Boro. | Water | 31,383.27 | 14,487.01 | \$3,000.00 | 1,414.17 | 8,217.43 | 679.06 | \$3,585.60 | 31,389.87 | | 24,948.17 | 5,000.00 | 1,441.50 | | | |
| Rocky Hill Boro. | Water | 5,200.00 | 2,600.00 | 1,000.00 | 630.00 | | | 970.00 | 5,620.89 | 500.00 | 4,129.89 | 1,000.00 | | | | |
| Roosevelt Boro. | Water | 8,900.00 | 8,400.00 | | | 500.00 | | | 8,817.69 | | 8,817.59 | | | | | |
| | Sewer | 7,600.00 | 7,100.00 | | | 500.00 | | | 7,437.27 | | 7,437.27 | | | | | |
| Roseland Boro. | Water | 19,145.00 | 16,817.80 | 1,000.00 | 334.69 | | 990.51 | | 19,649.77 | 3,556.09 | 12,868.68 | 1,700.00 | 1,525.00 | | | |
| Saddle River Twp. | Water | 70,342.83 | 47,750.63 | 11,000.00 | 5,562.20 | 6,000.00 | | | 75,306.38 | 10,997.20 | 55,162.79 | 6,000.00 | 3,230.39 | | | |
| Salem City | Water and Sewer Joint | 117,500.00 | 61,320.83 | 8,000.00 | 1,179.17 | 47,000.00 | | | 128,540.66 | | 127,198.93 | | 1,350.62 | | | |
| Sayreville Boro. | Water | 122,794.00 | 68,876.00 | 17,500.00 | 6,418.50 | 30,000.00 | | | 140,262.10 | 31,000.00 | 82,254.85 | 12,787.50 | 14,219.75 | | | |
| Sea Girt Boro. | Water | 26,400.00 | 14,198.25 | 4,000.00 | 1,996.98 | 6,206.77 | | | 29,622.26 | 2,500.00 | 19,193.26 | 5,400.00 | 2,429.00 | | | |
| Sea Isle City—City | Water and Sewer Joint | 54,158.92 | 26,988.61 | 1,000.00 | 1,303.75 | 9,846.56 | | 15,000.00 | 58,763.52 | 15,000.00 | 38,935.20 | 1,500.00 | 3,328.32 | | | |
| Seaside Heights Boro. | Water | 52,836.53 | 38,123.70 | 6,500.00 | 3,912.83 | | | 4,300.00 | 57,268.29 | 7,952.63 | 33,463.66 | 500.00 | 15,350.00 | | | |
| | Electric | 128,575.76 | 91,174.09 | 4,000.00 | 1,001.67 | | | 5,400.00 | 138,707.31 | 11,900.00 | 122,623.81 | 3,000.00 | 1,183.50 | | | |
| Seaside Park Boro. | Water | 30,000.00 | 19,278.33 | 7,000.00 | 2,721.67 | 1,000.00 | | | 30,650.50 | 2,500.00 | 26,650.50 | 1,500.00 | | | | |
| | Sewer | 43,669.53 | 18,500.00 | 13,000.00 | 9,669.33 | 2,500.00 | | | 43,541.83 | | 19,321.00 | | 1,209.50 | \$23,111.33 | | |
| Ship Bottom—Beach Arlington Boro. | Water | 33,023.07 | 16,383.57 | 2,000.00 | 2,392.50 | 12,183.19 | 64.71 | | 33,023.97 | 92.64 | 21,587.03 | 2,205.00 | 1,896.62 | 7,242.68 | | |
| Somerdale Boro. | Sewer | 27,091.17 | 6,950.00 | 2,000.00 | 1,675.00 | 3,000.00 | | 13,466.17 | 27,063.30 | 306.74 | 18,399.39 | | 8,357.17 | | | |
| South Amboy City | Water | 78,820.17 | 66,106.94 | 10,000.00 | 2,811.67 | | 101.56 | | 78,820.17 | 2,250.00 | 76,134.64 | | 435.63 | | | |
| South Belmar Boro. | Water | 17,000.00 | 12,000.00 | | | 1,000.00 | | 4,000.00 | 19,841.49 | | 18,865.43 | | 976.06 | | | |
| South Orange Village | Water | 174,600.00 | 107,148.00 | 28,000.00 | 14,004.25 | 25,447.75 | | | 209,921.60 | 14,000.00 | 174,727.29 | 20,000.00 | 1,197.31 | | | |
| South River Boro. | Water | 63,020.13 | 45,619.65 | | 15,801.76 | 123.47 | 7,475.25 | | 65,474.41 | 200.00 | 63,771.21 | 1,503.00 | | | | |
| | Electric | 405,657.29 | 209,055.87 | 8,000.00 | 1,157.34 | 36,271.58 | 14,981.26 | 136,191.24 | 493,337.58 | 15,000.00 | 376,841.74 | 11,495.84 | | | | |
| | Sewer | 46,335.21 | 46,335.21 | | | | | | 45,200.00 | 1,600.00 | 43,600.00 | | | | | |
| Spotswood Boro. | Water | 19,272.14 | 12,000.00 | 5,500.00 | 1,772.14 | | | | 18,627.64 | 16,890.50 | | | 1,837.14 | | | |
| Spring Lake Boro. | Water | 53,332.50 | 43,500.00 | 9,000.00 | 832.50 | | | | 70,306.54 | 6,000.00 | 59,539.56 | 4,000.00 | 766.98 | | | |
| Spring Lake Heights Boro. | Water | 24,700.00 | 18,700.00 | | | 6,000.00 | | | 22,900.82 | | 22,300.82 | | | | | |
| | Sewer | 525.00 | 525.00 | | | | | | 600.00 | | 600.00 | | | | | |
| Stanhope Boro. | Water | 14,983.01 | 8,235.00 | 3,000.00 | 278.01 | | 3,470.00 | | 16,244.36 | 2,700.00 | 11,024.36 | 2,520.00 | | | | |
| Stockton Boro. | Water | 4,090.00 | 2,500.00 | | | 500.00 | | 1,090.00 | 4,249.00 | 825.00 | 3,574.00 | | 50.00 | | | |
| Stone Harbor Boro. | Water | 30,313.55 | 20,815.55 | | | 9,500.00 | | | 33,337.69 | 5,917.82 | 25,819.77 | 1,600.00 | | | | |
| Surf City Boro. | Water | 23,650.00 | 10,000.00 | 500.00 | 508.75 | 12,641.25 | | | 28,749.64 | 4,700.00 | 17,992.82 | 1,700.00 | 2,356.82 | | | |
| Sussex Boro. | Water and Sewer Joint | 14,060.00 | 8,500.00 | | | 5,500.00 | | | 14,829.40 | 4,071.66 | 10,757.74 | | | | | |
| Swedesboro Boro. | Water | 18,394.41 | 10,412.48 | 1,500.00 | 875.71 | 3,147.79 | | 458.43 | 16,230.11 | 2,325.00 | 12,580.11 | 1,325.00 | | | | |
| | Sewer | 3,400.00 | 2,637.99 | | | 500.00 | | | 3,550.04 | | 3,550.04 | | | | | |
| Totowa Boro. | Water | 12,500.00 | 35,000.00 | | | | 7,500.00 | | 65,849.18 | 6,400.00 | 42,229.10 | 2,100.00 | 5,120.08 | | | |
| Trenton City | Water | 1,644,930.37 | 1,016,200.68 | 59,000.00 | 81,772.42 | 257,957.27 | 30,000.00 | 200,000.00 | 1,645,922.79 | 150,000.00 | 1,313,901.94 | 16,835.00 | 165,185.85 | | | |
| Union Beach Boro. | Water | 30,300.89 | 26,400.00 | | | 2,500.00 | 1,400.80 | | 38,880.95 | | 32,083.50 | 5,250.00 | 1,567.45 | | | |
| Verona Boro. | Water | 109,300.00 | 98,300.00 | | | 11,000.00 | | | 110,890.66 | 15,300.00 | 82,881.30 | 5,000.00 | 7,709.36 | | | |
| Vineland Boro. | Water and Sewer Joint | 139,569.27 | 92,894.49 | 12,000.00 | 6,773.54 | 27,901.24 | | | 189,617.74 | 33,000.00 | 146,206.04 | 4,729.50 | 5,682.20 | | | |
| | Electric | 1,575,170.92 | 1,277,407.57 | 132,000.00 | 4,533.96 | 161,229.39 | | | 1,762,748.18 | 240,000.00 | 1,482,812.98 | | 39,935.20 | | | |
| Waldwick Boro. | Water | 42,896.64 | 17,000.00 | 11,000.00 | 6,675.00 | 7,000.00 | | 1,221.64 | 56,548.06 | 621.64 | 44,239.42 | 8,850.00 | 2,835.00 | | | |
| Wall Twp. | Water | 18,000.00 | 18,000.00 | | | | | | 18,674.18 | 4,000.00 | 14,674.18 | | | | | |
| | Sewer | 1,434.50 | 1,300.00 | | | | | 132.50 | 1,370.33 | 132.50 | 1,237.83 | | | | | |
| Wallington Boro. | Water | 37,790.26 | 29,590.00 | 5,622.08 | | | 2,578.18 | | 42,299.34 | | 37,335.60 | 1,930.00 | 3,033.74 | | | |
| Wanaque Boro. | Water | 43,915.12 | 17,500.00 | 13,000.00 | 3,931.00 | 7,000.00 | | 315.12 | 51,654.06 | 1,815.12 | 40,324.14 | 7,500.00 | 1,914.60 | | | |
| | Sewer | 22,800.32 | 9,329.61 | 3,000.00 | 414.50 | 200.00 | | 9,856.21 | 22,814.82 | 3,716.68 | 12,622.07 | | 6,476.07 | | | |
| Wayne Twp. | Water | 105,032.05 | 42,887.66 | 27,000.00 | 11,666.31 | 14,314.11 | 9,163.97 | | 108,870.95 | 27,600.45 | 58,537.53 | 15,000.00 | 7,732.97 | | | |
| Wenonah Boro. | Water | 9,680.02 | 6,700.00 | | 2,980.02 | | | | 13,513.37 | 2,000.00 | 10,714.37 | 800.00 | | | | |
| | Sewer | 5,155.00 | 1,600.00 | | | 3,555.00 | | | 10,005.00 | 6,300.00 | 3,705.00 | | | | | |
| West Caldwell Boro. | Water | 44,997.67 | 42,622.67 | | | 2,375.00 | | | 57,264.34 | 15,500.00 | 37,139.34 | 4,625.00 | | | | |
| West Deptford Twp. | Water | 10,084.35 | 7,824.17 | | | | 2,260.18 | | 8,088.82 | 2,560.18 | 4,548.64 | | 980.00 | | | |
| West Paterson Boro. | Water | 8,094.40 | 7,294.40 | | | | 500.00 | | 8,069.10 | 2,749.26 | 5,439.84 | 1,680.00 | | | | |
| Westville Boro. | Water | 40,923.52 | 21,000.00 | | 200.00 | 15,000.00 | 4,723.52 | | 46,701.49 | 17,723.52 | 27,248.37 | 1,729.60 | | | | |
| West Wildwood Boro. | Water | 9,000.00 | 7,000.00 | | | | | 2,000.00 | 11,835.92 | 2,160.00 | 8,094.60 | 1,300.00 | 261.32 | | | |
| Weymouth Twp. | Water | 1,075.00 | 1,075.00 | | | | | | 863.60 | | 663.60 | | | | | |
| | Sewer | 1,093.18 | 1,000.00 | | | | 93.18 | | 972.88 | 146.28 | 679.65 | | 146.90 | | | |
| Wharton Boro. | Water | 25,321.50 | 12,537.39 | 9,000.00 | 2,204.53 | 425.00 | 1,154.58 | | 34,470.36 | 4,396.04 | 23,380.70 | 4,700.00 | 1,993.61 | | | |
| Wildwood City | Water | 236,648.54 | 155,800.00 | 10,000.00 | 11,348.34 | 59,500.00 | | | 264,297.38 | | 248,421.49 | 15,875.87 | | | | |
| Woodbridge Twp. | Water | 2,574.93 | 2,500.00 | | | | 74.93 | | 2,428.74 | 49.45 | 2,379.29 | | | | | |
| Woodbury City | Water | 110,953.50 | 53,500.00 | 10,750.00 | 1,702.50 | 45,000.00 | | | 125,818.17 | 21,452.50 | 95,887.00 | | 8,477.77 | | | |
| | Sewer | 45,653.08 | 30,600.00 | 10,300.00 | 3,052.08 | 1,700.00 | | | 54,414.50 | | 54,270.50 | | 144.00 | | | |
| Woodbury Heights Boro. | Water | 4,086.19 | 1,736.19 | 1,000.00 | 350.00 | 1,000.00 | | | 3,964.40 | 500.00 | 3,464.40 | | | | | |
| Woodstown Boro. | Water | 17,050.15 | 9,761.12 | | | 4,289.01 | 1,500.00 | 1,500.00 | 19,319.28 | 2,844.14 | 16,475.12 | | | | | |
| Total 1952 | | \$33,134,997.66 | \$20,848,617.96 | \$3,677,779.80 | \$2,365,349.31 | \$3,107,617.85 | \$859,630.61 | \$2,276,002.04 | \$32,602,472.09 | \$3,560,711.27 | \$26,152,070.35 | \$1,066,981.95 | \$1,375,732.59 | \$446,975.93 | | |
| Total 1951 | | 31,064,417.31 | 18,954,740.84 | 3,500,953.06 | 2,157,633.48 | 3,188,959.78 | 1,210,066.05 | 2,052,064.10 | 34,310,081.00 | 3,044,042.80 | 27,208,435.45 | 983,310.51 | 2,465,786.93 | 617,506.21 | | |
| Total 1950 | | 28,230,602.37 | 17,255,788.19 | 3,792,166.22 | 2,208,067.47 | 2,509,911.80 | 953,726.46 | 1,511,142.23 | 30,870,144.69 | 2,830,688.26 | 24,860,216.73 | 934,287.23 | 1,558,660.76 | 486,591.71 | | |
| Total 1949 | | 27,735,446.05 | 16,867,273.52 | 3,166,507.02 | 2,195,623.96 | 3,205,846.61 | 823,186.31 | 1,477,008.63 | 30,278,891.04 | | | | | | | |



SUSSEX

PASSAIC

WARREN

MORRIS

BERGEN

ESSEX

HUDSON

UNION

HUNTERDON

SOMERSET

MIDDLESEX

MERCER

MONMOUTH

OCEAN

BURLINGTON

GLoucester

CAMDEN

SALEM

ATLANTIC

CUMBERLAND

CAPE MAY